

**Australian Round, 21-23 February 2025**  
**Results Tissot Superpole**

No.	Rider	Nat	Team	Bike	Time	Gap	Rel.	Laps	Speed	
									Avg	Max
1	<b>11</b> B. <b>BENDSNEYDER</b>	NED	MV Agusta Reparto Corse	MV Agusta F3 800 RR	<b>1'32.310</b>			11	173,351	<b>264,5</b>
2	<b>69</b> T. <b>BOOTH-AMOS</b>	GBR	PTR Triumph Factory Racing	Triumph Street Triple RS 765	<b>1'32.499</b>	0.189	0.189	16	172,996	<b>270,5</b>
3	<b>94</b> L. <b>MAHIAS</b>	FRA	GMT94-YAMAHA	Yamaha YZF R9	<b>1'32.635</b>	0.325	0.136	12	172,742	<b>271,8</b>
4	<b>61</b> C. <b>ONCU</b>	TUR	Yamaha BLU CRU Evan Bros Team	Yamaha YZF R9	<b>1'32.644</b>	0.334	0.009	17	172,726	<b>278,8</b>
5	<b>53</b> V. <b>DEBISE</b>	FRA	Renzi Corse	Ducati Panigale V2	<b>1'32.724</b>	0.414	0.080	19	172,577	<b>273,9</b>
6	<b>51</b> J. <b>MASIA</b>	ESP	Orelac Racing Verdnature	Ducati Panigale V2	<b>1'32.765</b>	0.455	0.041	17	172,500	<b>273,2</b>
7	<b>32</b> O. <b>BAYLISS</b>	AUS	PTR Triumph Factory Racing	Triumph Street Triple RS 765	<b>1'32.814</b>	0.504	0.049	17	172,409	<b>268,4</b>
8	<b>62</b> S. <b>MANZI</b>	ITA	Pata Yamaha Ten Kate Racing	Yamaha YZF R9	<b>1'32.841</b>	0.531	0.027	18	172,359	<b>265,1</b>
9	<b>23</b> M. <b>SCHROETTER</b>	GER	WRP Racing	Ducati Panigale V2	<b>1'32.849</b>	0.539	0.008	15	172,344	<b>273,9</b>
10	<b>21</b> M. <b>RINALDI</b>	ITA	GMT94-YAMAHA	Yamaha YZF R9	<b>1'32.889</b>	0.579	0.040	18	172,270	<b>268,4</b>
11	<b>20</b> X. <b>CARDELUS</b>	AND	Orelac Racing Verdnature	Ducati Panigale V2	<b>1'32.945</b>	0.635	0.056	18	172,166	<b>269,8</b>
12	<b>24</b> L. <b>TACCINI</b>	ITA	Ecosantagata Althea Racing Team	Ducati Panigale V2	<b>1'33.091</b>	0.781	0.146	17	171,896	<b>273,2</b>
13	<b>5</b> N. <b>ANTONELLI</b>	ITA	VFT Racing	Yamaha YZF R9	<b>1'33.201</b>	0.891	0.110	17	171,693	<b>270,5</b>
14	<b>57</b> A. <b>MAHENDRA</b>	INA	Yamaha BLU CRU Evan Bros Team	Yamaha YZF R9	<b>1'33.224</b>	0.914	0.023	17	171,651	<b>267,1</b>
15	<b>52</b> J. <b>ALCOBA</b>	ESP	Kawasaki WorldSSP Team	Kawasaki ZX-6R 636	<b>1'33.451</b>	1.141	0.227	17	171,234	<b>268,4</b>
16	<b>50</b> O. <b>VOSTATEK</b>	CZE	WRP Racing	Ducati Panigale V2	<b>1'33.627</b>	1.317	0.176	19	170,912	<b>268,4</b>
17	<b>68</b> L. <b>POWER</b>	AUS	Motozoo ME air Racing	MV Agusta F3 800 RR	<b>1'33.825</b>	1.515	0.198	15	170,552	<b>264,5</b>
18	<b>43</b> S. <b>JESPERSEN</b>	DEN	Ecosantagata Althea Racing Team	Ducati Panigale V2	<b>1'34.074</b>	1.764	0.249	15	170,100	<b>271,8</b>
19	<b>7</b> L. <b>VENEMAN</b>	NED	EAB Racing Team	Ducati Panigale V2	<b>1'34.111</b>	1.801	0.037	19	170,033	<b>272,5</b>
20	<b>4</b> L. <b>ARBEL</b>	FRA	Team Flembbo-Pilote Moto Production	MV Agusta F3 800 RR	<b>1'35.071</b>	2.761	0.960	17	168,316	<b>261,3</b>
21	<b>63</b> S. <b>AZMAN</b>	MAS	PETRONAS MIE Honda Racing Team	Honda CBR600RR	<b>1'35.182</b>	2.872	0.111	15	168,120	<b>269,1</b>
----- <b>Not Qualified</b> -----										
NQ	<b>27</b> K. <b>TOBA</b>	JPN	PETRONAS MIE Honda Racing Team	Honda CBR600RR				1		<b>255,1</b>
NQ	<b>29</b> H. <b>VOIGHT</b>	AUS	D34G WorldSSP Racing Team	Ducati Panigale V2				3		<b>259,4</b>

**Qualifying Lap Time (105% of 1'32.310): 1'36.926**

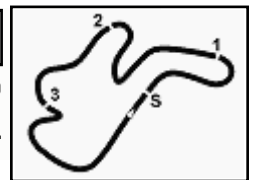
AIR	Humidity:	72%	Temp:	21°C
TRACK	Condition:	Dry	Temp:	34°C

Records	Pole	[SP]	2024 A.Huertas	1'31.407	175,060	Km/h
	Race	[RC1]	2024 Y.Montella	1'31.271	175,320	Km/h
	All Times	[WUP1]	2024 S.Manzi	1'31.249	175,370	Km/h

Start 21/02/2025 14:57 End 15:40 The results are provisional until the end of the time limit for protests and appeals and the completion of the technical checks.

These data/results cannot be reproduced, stored and/or transmitted in whole or in part by any manner of electronic, mechanical, photocopying, recording, broadcasting or otherwise now known or herein after developed without the previous express consent by the copyright owner, except for reproduction in daily press and regular printed publications on sale to the public within 60 days of the event related to those data/results and always provided that copyright symbol appears together as follows below.

© DORNA WSBK ORGANIZATION Srl 2025



**Australian Round, 21-23 February 2025**  
**Results Tissot Superpole**

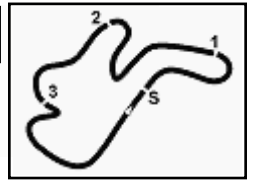
**Session Highlights**

Local Time	No. Rider	Description
14.52.48		START DELAYED
14.53.05		Wallabies on Track
14.57.00		Start of Session
15.01.20	<b>27 K. TOBA</b>	#27 Crashed - Turn 11
15.06.04	<b>57 A. MAHENDRA</b>	#57 Lap Time Cancelled [1'33.841] - Yellow Flag - Turn 11-12
15.06.09	<b>51 J. MASIA</b>	#51 Lap Time Cancelled [1'33.521] - Yellow Flag - Turn 11-12
15.06.14	<b>94 L. MAHIAS</b>	#94 Lap Time Cancelled [1'33.534] - Yellow Flag - Turn 11-12
15.06.19	<b>21 M. RINALDI</b>	#21 Lap Time Cancelled [1'33.364] - Yellow Flag - Turn 11-12
15.06.24	<b>4 L. ARBEL</b>	#4 Lap Time Cancelled [1'35.943] - Yellow Flag - Turn 11-12
15.06.29	<b>5 N. ANTONELLI</b>	#5 Lap Time Cancelled [1'34.271] - Yellow Flag - Turn 11-12
15.06.34	<b>62 S. MANZI</b>	#62 Lap Time Cancelled [1'33.975] - Yellow Flag - Turn 11-12
15.06.39	<b>69 T. BOOTH-AMOS</b>	#69 Lap Time Cancelled [1'33.693] - Yellow Flag - Turn 11-12
15.06.44	<b>11 B. BENDSNEYDER</b>	#11 Lap Time Cancelled [1'33.712] - Yellow Flag - Turn 11-12
15.06.49	<b>68 L. POWER</b>	#68 Lap Time Cancelled [1'49.724] - Yellow Flag - Turn 11-12
15.06.54	<b>32 O. BAYLISS</b>	#32 Lap Time Cancelled [1'44.676] - Yellow Flag - Turn 11-12
15.06.59	<b>20 X. CARDELUS</b>	#20 Lap Time Cancelled [1'33.588] - Yellow Flag - Turn 11-12
15.07.04	<b>52 J. ALCOBA</b>	#52 Lap Time Cancelled [1'34.480] - Yellow Flag - Turn 11-12
15.07.14	<b>52 J. ALCOBA</b>	#52 Lap Time Cancelled [1'34.480] - Yellow Flag - Turn 11-12
15.15.09	<b>94 L. MAHIAS</b>	#94 On Asphalt - Rejoined - Turn 4
15.17.22	<b>57 A. MAHENDRA</b>	#57 Lap Time Cancelled [1'45.125] - Exceeded Track Limits - Turn 12
15.21.27	<b>50 O. VOSTATEK</b>	#50 On Asphalt - Rejoined - Turn 4
15.28.43	<b>52 J. ALCOBA</b>	#52 Racelink GPS is not working well
15.28.53	<b>11 B. BENDSNEYDER</b>	#11 Crashed - Turn 2
15.30.48	<b>11 B. BENDSNEYDER</b>	#11 Medical Centre
15.32.53	<b>21 M. RINALDI</b>	#21 Lap Time Cancelled [1'45.470] - Yellow Flag - Turn 2
15.32.58	<b>5 N. ANTONELLI</b>	#5 Lap Time Cancelled [1'43.619] - Yellow Flag - Turn 2
15.33.04	<b>68 L. POWER</b>	#68 Lap Time Cancelled [1'35.111] - Yellow Flag - Turn 2
15.33.09	<b>7 L. VENEMAN</b>	#7 Lap Time Cancelled [1'36.258] - Yellow Flag - Turn 2
15.33.14	<b>63 S. AZMAN</b>	#63 Lap Time Cancelled [2'02.410] - Yellow Flag - Turn 2
15.33.19	<b>24 L. TACCINI</b>	#24 Lap Time Cancelled [1'37.692] - Yellow Flag - Turn 2
15.33.24	<b>62 S. MANZI</b>	#62 Lap Time Cancelled [1'37.642] - Yellow Flag - Turn 2
15.33.29	<b>50 O. VOSTATEK</b>	#50 Lap Time Cancelled [1'34.246] - Yellow Flag - Turn 2
15.33.34	<b>23 M. SCHROETTER</b>	#23 Lap Time Cancelled [1'34.029] - Yellow Flag - Turn 2
15.33.39	<b>57 A. MAHENDRA</b>	#57 Lap Time Cancelled [1'33.817] - Yellow Flag - Turn 2
15.33.44	<b>94 L. MAHIAS</b>	#94 Lap Time Cancelled [2'34.125] - Yellow Flag - Turn 2
15.33.49	<b>53 V. DEBISE</b>	#53 Lap Time Cancelled [1'38.226] - Yellow Flag - Turn 2
15.33.54	<b>32 O. BAYLISS</b>	#32 Lap Time Cancelled [1'37.780] - Yellow Flag - Turn 2
15.33.59	<b>20 X. CARDELUS</b>	#20 Lap Time Cancelled [1'33.021] - Yellow Flag - Turn 2
15.34.09	<b>51 J. MASIA</b>	#51 Lap Time Cancelled [1'33.546] - Yellow Flag - Turn 2
15.34.14	<b>61 C. ONCU</b>	#61 Lap Time Cancelled [1'33.661] - Yellow Flag - Turn 2
15.35.41	<b>4 L. ARBEL</b>	#4 On Asphalt - Rejoined - Turn 4
15.36.41	<b>29 H. VOIGHT</b>	#29 Stopped with Technical Problem - Turn 4
15.40.10		End of Session

21/02/2025 Start 14:57 End 15:40 The results are provisional until the end of the time limit for protests and appeals and the completion of the technical checks.

These data/results cannot be reproduced, stored and/or transmitted in whole or in part by any manner of electronic, mechanical, photocopying, recording, broadcasting or otherwise now known or herein after developed without the previous express consent by the copyright owner, except for reproduction in daily press and regular printed publications on sale to the public within 60 days of the event related to those data/results and always provided that copyright symbol appears together as follows below.

© DORNA WSBK ORGANIZATION Srl 2025



**Australian Round, 21-23 February 2025**  
**Results Tissot Superpole**

**Fastest Laps Sequence**

No.	Rider	Nat	Team	Bike	Local Time	Time	Gap	Avg
32	D. BAYLISS	AUS	PTR Triumph Factory Racing	Triumph Street Triple RS 765	15:00'30.930	<b>1'35.098</b>		168,269
20	X. CARDELUS	AND	Orelac Racing Verdnatura	Ducati Panigale V2	15:00'50.439	<b>1'33.480</b>	-1.618	171,181
23	M. SCHROETTER	GER	WRP Racing	Ducati Panigale V2	15:01'09.571	<b>1'33.356</b>	-0.124	171,408
24	L. TACCINI	ITA	Ecosantagata Althea Racing Team	Ducati Panigale V2	15:01'09.682	<b>1'33.091</b>	-0.265	171,896
53	V. DEBISE	FRA	Renzi Corse	Ducati Panigale V2	15:02'46.604	<b>1'32.724</b>	-0.367	172,577
11	B. BENDSNEYDER	NED	MV Agusta Reparto Corse	MV Agusta F3 800 RR	15:03'47.243	<b>1'32.644</b>	-0.080	172,726
11	B. BENDSNEYDER	NED	MV Agusta Reparto Corse	MV Agusta F3 800 RR	15:05'19.822	<b>1'32.579</b>	-0.065	172,847
69	T. BOOTH-AMOS	GBR	PTR Triumph Factory Racing	Triumph Street Triple RS 765	15:06'18.313	<b>1'32.506</b>	-0.073	172,983
11	B. BENDSNEYDER	NED	MV Agusta Reparto Corse	MV Agusta F3 800 RR	15:20'24.487	<b>1'32.396</b>	-0.110	173,189
11	B. BENDSNEYDER	NED	MV Agusta Reparto Corse	MV Agusta F3 800 RR	15:28'23.444	<b>1'32.310</b>	-0.086	173,351

21/02/2025 Start 14:57 End 15:40 The results are provisional until the end of the time limit for protests and appeals and the completion of the technical checks.

These data/results cannot be reproduced, stored and/or transmitted in whole or in part by any manner of electronic, mechanical, photocopying, recording, broadcasting or otherwise now known or herein after developed without the previous express consent by the copyright owner, except for reproduction in daily press and regular printed publications on sale to the public within 60 days of the event related to those data/results and always provided that copyright symbol appears together as follows below.

© DORNA WSBK ORGANIZATION Srl 2025

**Australian Round, 21-23 February 2025**  
**Best Sectors & Speed Tisot Superpole**

BEST LAP		
1	<b>11</b> B. BENDSNEYDER	MV Agusta F3 800 RR 1'32.310
2	<b>69</b> T. BOOTH-AMOS	Triumph Street Triple RS 765 1'32.499
3	<b>94</b> L. MAHIAS	Yamaha YZF R9 1'32.635
4	<b>61</b> C. ONCU	Yamaha YZF R9 1'32.644
5	<b>53</b> V. DEBISE	Ducati Panigale V2 1'32.724
6	<b>51</b> J. MASIA	Ducati Panigale V2 1'32.765
7	<b>32</b> D. BAYLISS	Triumph Street Triple RS 765 1'32.814
8	<b>62</b> S. MANZI	Yamaha YZF R9 1'32.841
9	<b>23</b> M. SCHROETTER	Ducati Panigale V2 1'32.849
10	<b>21</b> M. RINALDI	Yamaha YZF R9 1'32.889
11	<b>20</b> X. CARDELLUS	Ducati Panigale V2 1'32.945
12	<b>24</b> L. TACCINI	Ducati Panigale V2 1'33.091
13	<b>5</b> N. ANTONELLI	Yamaha YZF R9 1'33.201
14	<b>57</b> A. MAHENDRA	Yamaha YZF R9 1'33.224
15	<b>52</b> J. ALCOBA	Kawasaki ZX-6R 636 1'33.451
16	<b>50</b> D. VOSTATEK	Ducati Panigale V2 1'33.627
17	<b>68</b> L. POWER	MV Agusta F3 800 RR 1'33.825
18	<b>43</b> S. JESPERSEN	Ducati Panigale V2 1'34.074
19	<b>7</b> L. VENEMAN	Ducati Panigale V2 1'34.111
20	<b>4</b> L. ARBEL	MV Agusta F3 800 RR 1'35.071
21	<b>63</b> S. AZMAN	Honda CBR600RR 1'35.182
22	<b>27</b> K. TOBA	Honda CBR600RR
23	<b>29</b> H. VOIGHT	Ducati Panigale V2

SPEED		
1	<b>61</b> C. ONCU	Yamaha YZF R9 278,8
2	<b>23</b> M. SCHROETTER	Ducati Panigale V2 273,9
3	<b>53</b> V. DEBISE	Ducati Panigale V2 273,2
4	<b>51</b> J. MASIA	Ducati Panigale V2 273,2
5	<b>24</b> L. TACCINI	Ducati Panigale V2 272,2
6	<b>7</b> L. VENEMAN	Ducati Panigale V2 272,5
7	<b>43</b> S. JESPERSEN	Ducati Panigale V2 271,8
8	<b>94</b> L. MAHIAS	Yamaha YZF R9 271,8
9	<b>69</b> T. BOOTH-AMOS	Triumph Street Triple RS 765 270,5
10	<b>5</b> N. ANTONELLI	Yamaha YZF R9 270,5
11	<b>20</b> X. CARDELLUS	Ducati Panigale V2 269,8
12	<b>63</b> S. AZMAN	Honda CBR600RR 269,1
13	<b>32</b> D. BAYLISS	Triumph Street Triple RS 765 268,4
14	<b>50</b> D. VOSTATEK	Ducati Panigale V2 268,4
15	<b>52</b> J. ALCOBA	Kawasaki ZX-6R 636 268,4
16	<b>21</b> M. RINALDI	Yamaha YZF R9 268,4
17	<b>57</b> A. MAHENDRA	Yamaha YZF R9 267,1
18	<b>62</b> S. MANZI	Yamaha YZF R9 265,1
19	<b>68</b> L. POWER	MV Agusta F3 800 RR 264,5
20	<b>11</b> B. BENDSNEYDER	MV Agusta F3 800 RR 264,5
21	<b>4</b> L. ARBEL	MV Agusta F3 800 RR 261,3
22	<b>29</b> H. VOIGHT	Ducati Panigale V2 259,4
23	<b>27</b> K. TOBA	Honda CBR600RR 255,1

SEG. 1		SEG. 2		SEG. 3		SEG. 4	
1	<b>21</b> M. RINALDI 22.138	1	<b>69</b> T. BOOTH-AMOS 26.568	1	<b>61</b> C. ONCU 17.463	1	<b>94</b> L. MAHIAS 25.884
2	<b>61</b> C. ONCU 22.198	2	<b>11</b> B. BENDSNEYDER 26.573	2	<b>11</b> B. BENDSNEYDER 17.465	2	<b>11</b> B. BENDSNEYDER 25.960
3	<b>51</b> J. MASIA 22.206	3	<b>61</b> C. ONCU 26.597	3	<b>53</b> V. DEBISE 17.466	3	<b>23</b> M. SCHROETTER 25.985
4	<b>11</b> B. BENDSNEYDER 22.246	4	<b>32</b> D. BAYLISS 26.706	4	<b>69</b> T. BOOTH-AMOS 17.478	4	<b>69</b> T. BOOTH-AMOS 25.986
5	<b>53</b> V. DEBISE 22.258	5	<b>23</b> M. SCHROETTER 26.719	5	<b>21</b> M. RINALDI 17.483	5	<b>53</b> V. DEBISE 25.989
6	<b>69</b> T. BOOTH-AMOS 22.274	6	<b>51</b> J. MASIA 26.723	6	<b>94</b> L. MAHIAS 17.517	6	<b>24</b> L. TACCINI 26.015
7	<b>20</b> X. CARDELLUS 22.287	7	<b>53</b> V. DEBISE 26.759	7	<b>5</b> N. ANTONELLI 17.562	7	<b>61</b> C. ONCU 26.049
8	<b>94</b> L. MAHIAS 22.294	8	<b>52</b> J. ALCOBA 26.770	8	<b>32</b> D. BAYLISS 17.565	8	<b>20</b> X. CARDELLUS 26.070
9	<b>32</b> D. BAYLISS 22.302	9	<b>24</b> L. TACCINI 26.778	9	<b>51</b> J. MASIA 17.569	9	<b>62</b> S. MANZI 26.079
10	<b>24</b> L. TACCINI 22.336	10	<b>20</b> X. CARDELLUS 26.784	10	<b>62</b> S. MANZI 17.569	10	<b>32</b> D. BAYLISS 26.082
11	<b>62</b> S. MANZI 22.353	11	<b>62</b> S. MANZI 26.811	11	<b>23</b> M. SCHROETTER 17.584	11	<b>21</b> M. RINALDI 26.158
12	<b>5</b> N. ANTONELLI 22.364	12	<b>21</b> M. RINALDI 26.845	12	<b>27</b> K. TOBA 17.588	12	<b>51</b> J. MASIA 26.168
13	<b>23</b> M. SCHROETTER 22.366	13	<b>57</b> A. MAHENDRA 26.852	13	<b>24</b> L. TACCINI 17.592	13	<b>57</b> A. MAHENDRA 26.209
14	<b>57</b> A. MAHENDRA 22.444	14	<b>94</b> L. MAHIAS 26.898	14	<b>57</b> A. MAHENDRA 17.612	14	<b>5</b> N. ANTONELLI 26.217
15	<b>7</b> L. VENEMAN 22.472	15	<b>5</b> N. ANTONELLI 26.959	15	<b>20</b> X. CARDELLUS 17.613	15	<b>50</b> D. VOSTATEK 26.235
16	<b>43</b> S. JESPERSEN 22.509	16	<b>43</b> S. JESPERSEN 27.002	16	<b>50</b> D. VOSTATEK 17.635	16	<b>52</b> J. ALCOBA 26.252
17	<b>50</b> D. VOSTATEK 22.515	17	<b>68</b> L. POWER 27.022	17	<b>68</b> L. POWER 17.720	17	<b>43</b> S. JESPERSEN 26.266
18	<b>68</b> L. POWER 22.537	18	<b>27</b> K. TOBA 27.051	18	<b>7</b> L. VENEMAN 17.763	18	<b>68</b> L. POWER 26.451
19	<b>52</b> J. ALCOBA 22.608	19	<b>50</b> D. VOSTATEK 27.059	19	<b>52</b> J. ALCOBA 17.797	19	<b>7</b> L. VENEMAN 26.474
20	<b>63</b> S. AZMAN 22.674	20	<b>63</b> S. AZMAN 27.194	20	<b>63</b> S. AZMAN 17.851	20	<b>29</b> H. VOIGHT 26.544
21	<b>27</b> K. TOBA 22.858	21	<b>7</b> L. VENEMAN 27.295	21	<b>43</b> S. JESPERSEN 17.883	21	<b>63</b> S. AZMAN 26.769
22	<b>4</b> L. ARBEL 22.876	22	<b>4</b> L. ARBEL 27.309	22	<b>4</b> L. ARBEL 17.961	22	<b>4</b> L. ARBEL 26.776
23	<b>29</b> H. VOIGHT 23.064	23	<b>29</b> H. VOIGHT 27.701	23	<b>29</b> H. VOIGHT 18.003	23	<b>27</b> K. TOBA 30.947

21/02/2025

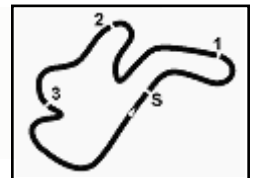
These data/results cannot be reproduced, stored and/or transmitted in whole or in part by any manner of electronic, mechanical, photocopying, recording, broadcasting or otherwise now known or herein after developed without the previous express consent by the copyright owner, except for reproduction in daily press and regular printed publications on sale to the public within 60 days of the event related to those data/results and always provided that copyright symbol appears together as follows below.

© DORNA WSBK ORGANIZATION Srl 2025

**Australian Round, 21-23 February 2025**  
**Ideal Times Tissot Superpole**

No.	Rider	Nat	Bike	Seg. 1	Seg. 2	Seg. 3	Seg. 4	Ideal Time		
				Diff. 1	Diff. 2	Diff. 3	Diff. 4	Best Lap	Pos.	Diff.
1	<b>11 B. BENDSNEYDER</b>	NED	MV Agusta F3 800 RR	22.246 +0.063	26.573	17.465	25.960 +0.003	<b>1'32.244</b> 1'32.310	1	0.066
2	<b>69 T. BOOTH-AMOS</b>	GBR	Triumph Street Triple RS 765	22.274 +0.184	<b>26.568</b>	17.478 +0.009	25.986	<b>1'32.306</b> 1'32.499	2	0.193
3	<b>61 C. ONCU</b>	TUR	Yamaha YZF R9	22.198	26.597	<b>17.463</b> +0.087	26.049 +0.250	<b>1'32.307</b> 1'32.644	4	0.337
4	<b>53 V. DEBISE</b>	FRA	Ducati Panigale V2	22.258 +0.085	26.759 +0.155	17.466 +0.012	25.989	<b>1'32.472</b> 1'32.724	5	0.252
5	<b>94 L. MAHIAS</b>	FRA	Yamaha YZF R9	22.294	26.898 +0.021	17.517 +0.021	<b>25.884</b>	<b>1'32.593</b> 1'32.635	3	0.042
6	<b>21 M. RINALDI</b>	ITA	Yamaha YZF R9	<b>22.138</b> +0.265	26.845	17.483	26.158	<b>1'32.624</b> 1'32.889	10	0.265
7	<b>23 M. SCHROETTER</b>	GER	Ducati Panigale V2	22.366 +0.127	26.719 +0.068	17.584	25.985	<b>1'32.654</b> 1'32.849	9	0.195
8	<b>32 D. BAYLISS</b>	AUS	Triumph Street Triple RS 765	22.302	26.706 +0.103	17.565 +0.035	26.082 +0.021	<b>1'32.655</b> 1'32.814	7	0.159
9	<b>51 J. MASIA</b>	ESP	Ducati Panigale V2	22.206 +0.037	26.723	17.569 +0.061	26.168 +0.001	<b>1'32.666</b> 1'32.765	6	0.099
10	<b>24 L. TACCINI</b>	ITA	Ducati Panigale V2	22.336 +0.223	26.778	17.592 +0.147	26.015	<b>1'32.721</b> 1'33.091	12	0.370
11	<b>20 X. CARDELJUS</b>	AND	Ducati Panigale V2	22.287 +0.065	26.784	17.613	26.070 +0.126	<b>1'32.754</b> 1'32.945	11	0.191
12	<b>62 S. MANZI</b>	ITA	Yamaha YZF R9	22.353	26.811	17.569 +0.025	26.079 +0.004	<b>1'32.812</b> 1'32.841	8	0.029
13	<b>5 N. ANTONELLI</b>	ITA	Yamaha YZF R9	22.364	26.959 +0.091	17.562 +0.008	26.217	<b>1'33.102</b> 1'33.201	13	0.099
14	<b>57 A. MAHENDRA</b>	INA	Yamaha YZF R9	22.444 +0.073	26.852 +0.027	17.612 +0.007	26.209	<b>1'33.117</b> 1'33.224	14	0.107
15	<b>52 J. ALCOBA</b>	ESP	Kawasaki ZX-6R 636	22.608	26.770	17.797 +0.024	26.252	<b>1'33.427</b> 1'33.451	15	0.024
16	<b>50 D. VOSTATEK</b>	CZE	Ducati Panigale V2	22.515 +0.017	27.059 +0.138	17.635 +0.028	26.235	<b>1'33.444</b> 1'33.627	16	0.183
17	<b>43 S. JESPERSEN</b>	DEN	Ducati Panigale V2	22.509 +0.071	27.002 +0.236	17.883 +0.052	26.266 +0.055	<b>1'33.660</b> 1'34.074	18	0.414
18	<b>68 L. POWER</b>	AUS	MV Agusta F3 800 RR	22.537	27.022 +0.074	17.720 +0.021	26.451	<b>1'33.730</b> 1'33.825	17	0.095
19	<b>7 L. VENEMAN</b>	NED	Ducati Panigale V2	22.472 +0.037	27.295 +0.042	17.763 +0.028	26.474	<b>1'34.004</b> 1'34.111	19	0.107
20	<b>63 S. AZMAN</b>	MAS	Honda CBR600RR	22.674 +0.154	27.194 +0.309	17.851 +0.231	26.769	<b>1'34.488</b> 1'35.182	21	0.694
21	<b>4 L. ARBEL</b>	FRA	MV Agusta F3 800 RR	22.876	27.309 +0.024	17.961	26.776 +0.125	<b>1'34.922</b> 1'35.071	20	0.149
	<b>27 K. TOBA</b>	JPN	Honda CBR600RR							
	<b>29 H. VOIGHT</b>	AUS	Ducati Panigale V2							
<b>Overall Ideal Time</b>				22.138	26.568	17.463	25.884	<b>1'32.053</b>		

21/02/2025  
These data/results cannot be reproduced, stored and/or transmitted in whole or in part by any manner of electronic, mechanical, photocopying, recording, broadcasting or otherwise now known or herein after developed without the previous express consent by the copyright owner, except for reproduction in daily press and regular printed publications on sale to the public within 60 days of the event related to those data/results and always provided that copyright symbol appears together as follows below.  
© DORNA WSBK ORGANIZATION Srl 2025



**Australian Round, 21-23 February 2025**  
**Chronological Analysis Tissot Superpole**

1° 11 B. BENDSNEYDER [1'32.310]							
Lap	Seg1	Seg2	Seg3	Seg4	Lap Time	km/h	Local Time
1	33.863	27.912	18.258	26.240	1'46.273P		14:58'54.614
2	22.437	26.804	17.566	26.905	1'33.712C	261,9	15:02'14.599
3	22.360	26.641	17.584	26.059	1'32.644	261,9	15:03'47.243
4	22.338	26.678	17.490	26.073	1'32.579	262,6	15:05'19.822
5	23.466	29.266	18.598	8'58.667	10'09.997P	261,9	15:15'29.819
6	35.335	28.823	18.811	26.642	1'49.611P		15:17'19.430
7	22.420	26.607	17.557	26.077	1'32.661	261,3	15:18'52.091
8	22.290	26.610	17.536	25.960	1'32.396	261,3	15:20'24.487
9	22.246	27.114	18.525	3'34.115	4'42.000P	261,9	15:25'06.487
10	33.260	27.495	17.862	26.030	1'44.647P		15:26'51.134
11	22.309	26.573	17.465	25.963	1'32.310	261,9	15:28'23.444

2° 69 T. BOOTH-AMOS [1'32.499]							
Lap	Seg1	Seg2	Seg3	Seg4	Lap Time	km/h	Local Time
1	33.065	28.771	18.110	26.606	1'46.552P		15:00'06.069
2	22.671	26.873	17.672	26.477	1'33.693C	265,8	15:01'39.762
3	22.640	26.706	17.600	26.205	1'33.151	267,1	15:03'12.913
4	22.453	26.714	17.582	26.145	1'32.894	267,8	15:04'45.807
5	22.314	26.645	17.526	26.021	1'32.506	269,8	15:06'18.313
6	22.274	26.669	17.530	26.633	1'33.106	270,5	15:07'51.419
7	23.730	28.697	18.389	9'14.216	10'25.032P	257,0	15:18'16.451
8	32.918	27.551	17.711	26.943	1'45.123P		15:20'01.574
9	22.458	26.568	17.487	25.986	1'32.499	266,5	15:21'34.073
10	22.396	26.743	17.493	28.671	1'35.303	266,5	15:23'09.376
11	22.507	26.599	17.632	26.328	1'33.066	265,1	15:24'42.442
12	23.433	28.407	18.633	5'32.510	6'42.983P	267,1	15:31'25.425
13	39.069	29.429	20.713	27.590	1'56.801P		15:33'22.226
14	22.382	26.733	17.575	26.028	1'32.718	267,1	15:34'54.944
15	22.372	26.612	17.478	26.067	1'32.529	266,5	15:36'27.473
16	22.338	26.666	17.523	26.089	1'32.616	265,8	15:38'00.089

3° 94 L. MAHIAS [1'32.635]							
Lap	Seg1	Seg2	Seg3	Seg4	Lap Time	km/h	Local Time
1	32.598	27.554	17.797	26.771	1'44.720P		14:58'03.188
2	22.437	26.980	17.719	26.398	1'33.534C	271,8	14:59'47.908
3	22.409	26.911	18.519	11'40.101	12'47.940P	268,4	15:01'21.442
4	33.458	48.895	18.845	34.811	2'16.009P		15:16'25.391
5	22.294	26.919	17.538	25.884	1'32.635	263,9	15:17'58.026
6	22.429	27.451	17.960	7'06.703	8'14.543P	271,8	15:26'12.569
7	33.393	27.262	17.937	26.701	1'45.293P		15:27'57.862
8	22.442	26.956	17.716	32.884	1'39.998	259,4	15:29'37.860
9	23.556	28.961	18.168	1'23.440	2'34.125CP	261,3	15:32'11.985
10	38.443	28.020	17.659	26.236	1'50.358P		15:34'02.343
11	22.462	26.898	17.517	26.606	1'33.483	263,2	15:35'35.826
12	26.260	38.825	18.166	27.826	1'51.077	257,6	15:37'26.903

4° 61 C. ONCU [1'32.644]							
Lap	Seg1	Seg2	Seg3	Seg4	Lap Time	km/h	Local Time
1	33.728	27.305	17.879	26.335	1'45.247P		14:57'58.066
2	22.469	26.966	17.616	26.928	1'33.979	260,7	15:01'17.292
3	22.608	29.094	17.723	26.751	1'36.176	260,7	15:02'53.468
4	22.399	28.195	17.806	26.134	1'34.534	268,4	15:04'28.002
5	22.489	27.551	18.304	7'08.936	8'17.280P	278,8	15:12'45.282
6	32.456	27.469	18.064	26.500	1'44.489P		15:14'29.771
7	22.664	31.632	17.780	31.662	1'43.738	259,4	15:16'13.509
8	22.313	26.759	17.872	29.419	1'36.363	263,9	15:17'49.872
9	22.317	26.895	17.575	26.239	1'33.026	259,4	15:19'22.898

10	22.419	26.846	17.968	6'08.171	7'15.404P	258,8	15:26'38.302
11	32.151	29.916	17.463	26.049	1'45.579P		15:28'23.881
12	22.544	35.394	17.808	26.173	1'41.919	265,1	15:30'05.800
13	22.538	27.200	17.589	26.334	1'33.661C	268,4	15:31'39.461
14	22.198	26.597	17.550	26.299	1'32.644	263,9	15:33'12.105
15	22.888	30.129	17.758	36.381	1'47.156	263,2	15:34'59.261
16	22.271	26.604	17.691	26.800	1'33.366	263,9	15:36'32.627
17	22.290	26.921	17.932	26.642	1'33.785	261,9	15:38'06.412

5° 53 V. DEBISE [1'32.724]							
Lap	Seg1	Seg2	Seg3	Seg4	Lap Time	km/h	Local Time
1	33.983	27.384	17.911	30.813	1'50.091P		14:57'50.542
2	22.478	27.071	17.544	26.154	1'33.247	269,8	15:01'13.880
3	22.343	26.914	17.478	25.989	1'32.724	265,1	15:02'46.604
4	22.293	26.981	17.566	27.671	1'34.511	267,8	15:04'21.115
5	22.258	26.867	17.503	26.193	1'32.821	269,1	15:05'53.936
6	22.364	27.410	17.673	5'47.203	6'54.650P	265,8	15:12'48.586
7	33.107	27.650	17.582	26.355	1'44.694P		15:14'33.280
8	22.680	27.452	17.588	29.885	1'37.605	261,3	15:16'10.885
9	22.454	32.491	18.008	33.548	1'46.501	268,4	15:17'57.386
10	22.545	31.938	20.824	31.137	1'46.444	266,5	15:19'43.830
11	22.440	26.775	17.466	4'07.030	5'13.711P	261,3	15:24'57.541
12	33.000	28.010	18.112	26.559	1'45.681P		15:26'43.222
13	22.407	26.942	17.474	26.169	1'32.992	260,7	15:28'16.214
14	22.390	26.873	17.489	26.113	1'32.865	262,6	15:29'49.079
15	23.807	29.731	18.300	26.388	1'38.226C	262,6	15:31'27.305
16	22.354	27.000	17.512	26.155	1'33.021	262,6	15:33'00.326
17	22.427	26.863	17.527	26.133	1'32.950	263,2	15:34'33.276
18	22.317	26.883	17.542	28.744	1'35.486	263,2	15:36'08.762
19	22.299	26.759	17.546	26.188	1'32.792	273,9	15:37'41.554

6° 51 J. MASIA [1'32.765]							
Lap	Seg1	Seg2	Seg3	Seg4	Lap Time	km/h	Local Time
1	33.477	27.669	17.919	26.782	1'45.847P		14:58'01.813
2	22.517	26.938	17.770	26.296	1'33.521C	269,1	15:01'21.181
3	22.523	26.782	17.705	26.237	1'33.247	269,1	15:02'54.428
4	22.406	26.881	17.891	26.179	1'33.357	273,2	15:04'27.785
5	22.420	30.923	18.212	7'13.361	8'24.916P	271,1	15:12'52.701
6	32.857	27.480	18.073	26.470	1'44.880P		15:14'37.581
7	22.364	26.790	17.737	26.168	1'33.059	266,5	15:16'10.640
8	22.623	33.864	18.071	34.164	1'48.722	267,8	15:17'59.362
9	22.280	27.089	17.619	26.232	1'33.220	269,1	15:19'32.582
10	22.248	26.761	17.569	26.886	1'33.464	270,5	15:21'06.046
11	23.915	27.346	17.846	5'59.003	7'08.110P	270,5	15:28'14.156
12	36.029	30.614	18.013	26.593	1'51.249P		15:30'05.405
13	22.766	26.948	17.720	26.112	1'33.546C	272,5	15:31'38.951
14	22.243	26.723	17.630	26.169	1'32.765	269,1	15:33'11.716
15	24.649	30.073	17.970	36.426	1'49.118	267,8	15:35'00.834
16	22.206	28.156	22.954	33.746	1'47.062	271,8	15:36'47.896
17	23.610	29.333	18.728	27.611	1'39.282	268,4	15:38'27.178

7° 32 O. BAYLISS [1'32.814]							
Lap	Seg1	Seg2	Seg3	Seg4	Lap Time	km/h	Local Time
1	34.023	28.026	18.374	27.034	1'47.457P		14:57'08.375
2	23.086	27.188	18.053	26.771	1'35.098	261,9	15:00'30.930
3	22.912	36.919	17.814	27.031	1'44.676C	260,0	15:02'15.606
4	22.798	26.958	17.798	26.398	1'33.952	262,6	15:03'49.558
5	22.929	27.589	18.167	7'34.930	8'43.615P	263,2	15:12'33.173
6	33.177	26.706	17.823	26.181	1'43.887P		15:14'17.060
7	22.457	26.809	17.614	26.082	1'32.962	264,5	15:15'50.022

21/02/2025 P = Pits In/Out - C = Lap Time Cancelled

These data/results cannot be reproduced, stored and/or transmitted in whole or in part by any manner of electronic, mechanical, photocopying, recording, broadcasting or otherwise now known or herein after developed without the previous express consent by the copyright owner, except for reproduction in daily press and regular printed publications on sale to the public within 60 days of the event related to those data/results and always provided that copyright symbol appears together as follows below.

© DORNA WSBK ORGANIZATION Srl 2025

**Australian Round, 21-23 February 2025**  
**Chronological Analysis Tissot Superpole**

2 / 4

8	22.392	26.860	17.664	26.410	1'33.326	<b>268,4</b>	15:17'23.348	9	22.378	29.381	17.725	26.541	1'36.025	262,6	15:18'00.828
9	22.513	26.986	17.745	26.151	1'33.395	263,2	15:18'56.743	10	22.583	28.733	20.899	31.169	1'43.384	263,2	15:19'44.212
10	22.992	28.105	18.268	6'20.672	7'30.037P	262,6	15:26'26.780	11	22.427	26.898	17.549	26.250	1'33.124	264,5	15:21'17.336
11	33.433	30.444	19.665	26.399	1'49.941P		15:28'16.721	12	23.293	27.605	18.262	4'16.514	5'25.674P	259,4	15:26'43.010
12	22.405	26.747	<b>17.565</b>	26.114	1'32.831	265,1	15:29'49.552	13	37.212	28.188	17.839	26.420	1'49.659P		15:28'32.669
13	23.548	29.298	18.356	26.578	1'37.780C	266,5	15:31'27.332	14	22.671	32.100	24.639	26.060	1'45.470C	258,2	15:30'18.139
14	22.646	26.895	17.808	26.213	1'33.562	257,0	15:33'00.894	15	<b>22.138</b>	26.902	17.509	1'36.214	2'42.763P	<b>268,4</b>	15:33'00.902
15	<b>22.302</b>	26.809	17.600	26.103	<b>1'32.814</b>	265,8	15:34'33.708	16	32.140	28.140	22.228	39.881	2'02.389P		15:35'03.291
16	22.630	26.829	17.685	26.506	1'33.650	267,8	15:36'07.358	17	22.324	26.999	17.561	26.201	1'33.085	261,3	15:36'36.376
17	22.611	26.845	17.855	26.355	1'33.666	262,6	15:37'41.024	18	22.394	29.491	18.728	27.745	1'38.358	261,3	15:38'14.734

8° 62 S. MANZI (1'32.841)								11° 20 X. CARDELUS (1'32.945)							
Lap	Seg1	Seg2	Seg3	Seg4	Lap Time	km/h	Local Time	Lap	Seg1	Seg2	Seg3	Seg4	Lap Time	km/h	Local Time
							14:58'12.233								14:57'32.588
1	33.094	27.431	17.756	26.485	1'44.766P		14:59'56.999	1	31.799	27.840	18.205	26.527	1'44.371P		14:59'16.959
2	22.660	27.116	17.745	26.454	1'33.975C	<b>265,1</b>	15:01'30.974	2	22.547	27.079	17.773	26.081	1'33.480	266,5	15:00'50.439
3	22.608	27.070	17.609	26.194	1'33.481	<b>265,1</b>	15:03'04.455	3	22.546	26.964	17.763	26.315	1'33.588C	265,1	15:02'24.027
4	22.415	26.973	17.614	26.318	1'33.320	<b>265,1</b>	15:04'37.775	4	22.512	26.927	17.751	26.157	1'33.347	265,1	15:03'57.374
5	22.505	26.835	17.668	26.249	1'33.257	262,6	15:06'11.032	5	22.441	26.854	17.732	26.121	1'33.148	266,5	15:05'30.522
6	22.518	26.940	17.726	26.259	1'33.443	263,2	15:07'44.475	6	22.806	27.354	17.948	6'20.579	7'28.687P	266,5	15:12'59.209
7	22.472	26.939	17.682	26.302	1'33.395	263,2	15:09'17.870	7	32.369	27.212	17.789	26.278	1'43.648P		15:14'42.857
8	25.123	29.048	18.419	6'55.870	8'08.460P	261,3	15:17'26.330	8	22.353	31.007	18.908	28.901	1'41.169	266,5	15:16'24.026
9	33.785	27.300	17.703	26.217	1'45.005P		15:19'11.335	9	22.352	<b>26.784</b>	<b>17.613</b>	26.196	<b>1'32.945</b>	266,5	15:17'56.971
10	22.400	26.824	17.610	26.098	1'32.932	263,2	15:20'44.267	10	22.552	27.025	17.771	<b>26.070</b>	1'33.418	266,5	15:19'30.389
11	<b>22.353</b>	<b>26.811</b>	17.594	26.083	<b>1'32.841</b>	263,2	15:22'17.108	11	22.327	26.816	17.662	26.174	1'32.979	266,5	15:21'03.368
12	23.129	27.795	18.063	4'02.138	5'11.125P	261,9	15:27'28.233	12	23.081	27.715	17.921	6'03.693	7'12.410P	267,8	15:28'15.778
13	33.054	29.132	19.267	26.393	1'47.846P		15:29'16.079	13	34.190	30.397	17.768	26.320	1'48.675P		15:30'04.453
14	26.028	27.666	17.747	26.201	1'37.642C	261,9	15:30'53.721	14	22.326	26.928	17.617	26.150	1'33.021C	267,1	15:31'37.474
15	22.399	26.813	17.652	26.087	1'32.951	261,9	15:32'26.672	15	22.428	26.902	17.764	28.602	1'35.696	266,5	15:33'13.170
16	22.402	26.838	<b>17.569</b>	27.911	1'34.720	263,2	15:34'01.392	16	22.539	28.271	18.283	36.390	1'45.483	<b>269,8</b>	15:34'58.653
17	24.071	32.128	20.162	26.253	1'42.614	220,3	15:35'44.006	17	22.307	26.994	17.668	26.105	1'33.074	269,1	15:36'31.727
18	22.356	27.075	17.573	<b>26.079</b>	1'33.083	263,9	15:37'17.089	18	<b>22.287</b>	27.087	17.752	26.186	1'33.312	268,4	15:38'05.039

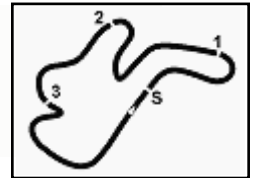
9° 23 M. SCHROETTER (1'32.849)								12° 24 L. TACCINI (1'33.091)							
Lap	Seg1	Seg2	Seg3	Seg4	Lap Time	km/h	Local Time	Lap	Seg1	Seg2	Seg3	Seg4	Lap Time	km/h	Local Time
							14:57'44.927								14:57'40.073
1	34.677	27.438	18.135	31.038	1'51.288P		14:59'36.215	1	39.991	27.174	18.106	31.247	1'56.518P		14:59'36.591
2	22.568	26.781	17.762	26.245	1'33.356	261,9	15:01'09.571	2	22.559	<b>26.778</b>	17.739	<b>26.015</b>	<b>1'33.091</b>	269,8	15:01'09.682
3	22.609	<b>26.719</b>	17.768	26.161	1'33.257	263,2	15:02'42.828	3	22.723	29.140	18.183	33.429	1'43.475	265,8	15:02'53.157
4	24.485	28.074	17.930	5'30.498	6'40.987P	265,8	15:09'23.815	4	22.650	28.132	17.825	26.125	1'34.732	270,5	15:04'27.889
5	33.171	27.558	18.013	26.390	1'45.132P		15:11'08.947	5	22.507	29.337	18.131	8'47.309	9'57.284P	<b>273,2</b>	15:14'25.173
6	22.605	26.986	18.027	26.165	1'33.783	260,0	15:12'42.730	6	31.843	27.318	17.832	29.415	1'46.408P		15:16'11.581
7	22.460	26.844	17.786	26.258	1'33.348	263,9	15:14'16.078	7	22.717	31.734	18.100	33.806	1'46.357	271,1	15:17'57.938
8	22.623	26.916	17.801	26.145	1'33.485	263,2	15:15'49.563	8	<b>22.336</b>	27.052	17.754	26.116	1'33.258	271,8	15:19'31.196
9	22.503	27.082	19.440	10'51.722	12'00.747P	265,8	15:27'50.310	9	22.412	26.972	17.727	26.107	1'33.218	269,8	15:21'04.414
10	32.717	27.068	17.731	26.337	1'43.853P		15:29'34.163	10	23.644	30.855	17.874	26.387	1'38.760	269,8	15:22'43.174
11	22.678	27.221	17.763	26.367	1'34.029C	268,4	15:31'08.192	11	22.622	27.628	18.263	3'12.777	4'21.290P	268,4	15:27'04.464
12	<b>22.366</b>	26.741	17.657	26.163	1'32.927	<b>273,9</b>	15:32'41.119	12	49.047	35.255	18.389	29.441	2'12.132P		15:29'16.596
13	22.493	26.787	<b>17.584</b>	<b>25.985</b>	<b>1'32.849</b>	264,5	15:34'13.968	13	25.799	27.949	17.713	26.231	1'37.692C	268,4	15:30'54.288
14	23.506	28.234	17.886	30.252	1'39.878	269,1	15:35'53.846	14	22.369	26.950	17.646	26.143	1'33.108	269,1	15:32'27.396
15	22.397	28.209	17.745	26.083	1'34.434	271,8	15:37'28.280	15	22.382	26.927	<b>17.592</b>	26.260	1'33.161	269,8	15:34'00.557
								16	24.502	27.062	17.753	26.257	1'35.574	265,1	15:35'36.131
								17	26.116	31.456	17.751	26.120	1'41.443	270,5	15:37'17.574

10° 21 M. RINALDI (1'32.889)								13° 5 N. ANTONELLI (1'33.201)							
Lap	Seg1	Seg2	Seg3	Seg4	Lap Time	km/h	Local Time	Lap	Seg1	Seg2	Seg3	Seg4	Lap Time	km/h	Local Time
							14:58'04.670								14:58'09.424
1	32.223	27.627	17.729	26.350	1'43.929P		14:59'48.599	1	32.459	28.085	17.981	26.775	1'45.300P		14:59'54.724
2	22.292	26.977	17.616	26.479	1'33.364C	<b>268,4</b>	15:01'21.963	2	22.741	27.121	17.819	26.590	1'34.271C	260,7	15:01'28.995
3	22.403	<b>26.845</b>	<b>17.483</b>	<b>26.158</b>	<b>1'32.889</b>	267,8	15:02'54.852	3	22.982	27.185	17.722	26.463	1'34.352	261,9	15:03'03.347
4	25.143	33.939	20.008	27.384	1'46.474	<b>268,4</b>	15:04'41.326	4	23.926	27.269	17.629	26.224	1'35.048	263,2	15:04'38.395
5	22.520	27.028	17.724	26.399	1'33.671	261,9	15:06'14.997	5	22.410	28.471	21.692	26.345	1'38.918	265,1	15:06'17.313
6	23.834	29.774	18.421	5'34.989	6'47.018P	258,8	15:13'02.015	6	22.474	<b>26.959</b>	17.588	27.357	1'34.378	261,9	15:07'51.691
7	32.171	27.596	17.842	26.493	1'44.102P		15:14'46.117								
8	22.467	27.009	19.737	29.473	1'38.686	260,7	15:16'24.803								

21/02/2025 P = Pits In/Out - C = Lap Time Cancelled

These data/results cannot be reproduced, stored and/or transmitted in whole or in part by any manner of electronic, mechanical, photocopying, recording, broadcasting or otherwise now known or herein after developed without the previous express consent by the copyright owner, except for reproduction in daily press and regular printed publications on sale to the public within 60 days of the event related to those data/results and always provided that copyright symbol appears together as follows below.

© DORNA WSBK ORGANIZATION Srl 2025



Phillip Island 4.445 m

**Australian Round, 21-23 February 2025**  
**Chronological Analysis Tissot Superpole**

3 / 4

7	24.032	28.447	18.557	5'12.771	6'23.807P	245,3	15:14'15.498	7	34.281	27.366	17.920	26.405	1'45.972P	15:12'49.867	
8	38.694	33.926	17.821	28.837	1'59.278P		15:16'14.776	8	22.625	27.200	17.779	26.381	1'33.985	265,1	15:14'23.852
9	<b>22.364</b>	27.050	17.570	<b>26.217</b>	<b>1'33.201</b>	266,5	15:17'47.977	9	22.667	27.122	17.771	26.274	1'33.834	263,9	15:15'57.686
10	22.714	30.719	17.739	26.397	1'37.569	265,1	15:19'25.546	10	22.581	27.368	17.716	26.302	1'33.967	264,5	15:17'31.653
11	22.584	27.124	17.600	6'09.005	7'16.313P	261,3	15:26'41.859	11	23.250	27.636	17.852	26.887	1'35.625	263,9	15:19'07.278
12	35.935	32.339	17.843	26.456	1'52.573P		15:28'34.432	12	22.569	27.097	17.743	26.428	1'33.837	264,5	15:20'41.115
13	22.517	30.033	24.679	26.390	1'43.619C	<b>270,5</b>	15:30'18.051	13	22.857	34.403	18.060	5'51.357	7'06.677P	263,2	15:27'47.792
14	22.538	26.993	<b>17.562</b>	54.159	2'01.252P	261,9	15:32'19.303	14	34.061	27.715	17.802	26.446	1'46.024P		15:29'33.816
15	37.467	35.588	18.132	26.706	1'57.893P		15:34'17.196	15	22.785	27.283	17.724	26.454	1'34.246C	263,2	15:31'08.062
16	22.609	27.175	17.734	29.684	1'37.202	263,9	15:35'54.398	16	22.751	<b>27.059</b>	<b>17.635</b>	26.264	1'33.709	<b>265,8</b>	15:32'41.771
17	22.419	27.365	17.748	26.303	1'33.835	267,8	15:37'28.233	17	22.532	27.197	17.663	<b>26.235</b>	<b>1'33.627</b>	<b>268,4</b>	15:34'15.398
								18	<b>22.515</b>	27.188	18.220	30.260	1'38.183	267,8	15:35'53.581
								19	22.526	29.933	18.148	26.515	1'37.122	264,5	15:37'30.703

**14° 57 A. MAHENDRA [1'33.224]**

Lap	Seg1	Seg2	Seg3	Seg4	Lap Time	km/h	Local Time
							14:57'58.297
							14:59'44.053
1	33.722	27.633	17.950	26.451	1'45.756P		
2	22.670	27.052	17.770	26.349	1'33.841C	262,6	15:01'17.894
3	22.638	27.414	18.032	26.772	1'34.856	265,1	15:02'52.750
4	22.884	27.012	17.814	26.478	1'34.188	258,8	15:04'26.938
5	23.934	27.859	17.927	7'07.517	8'17.237P	260,0	15:12'44.175
6	33.411	27.188	17.770	26.756	1'45.125CP		15:14'29.300
7	22.814	35.042	17.788	28.825	1'44.469	252,8	15:16'13.769
8	22.523	26.974	<b>17.612</b>	26.351	1'33.460	266,5	15:17'47.229
9	22.475	27.064	17.922	28.727	1'36.188	265,1	15:19'23.417
10	<b>22.444</b>	<b>26.852</b>	17.721	26.325	1'33.342	262,6	15:20'56.759
11	22.788	40.040	18.218	5'34.146	6'55.192P	257,6	15:27'51.951
12	32.217	26.994	17.812	26.327	1'43.350P		15:29'35.301
13	22.693	26.900	17.752	26.472	1'33.817C	262,6	15:31'09.118
14	22.517	26.879	17.619	<b>26.209</b>	<b>1'33.224</b>	263,2	15:32'42.342
15	22.527	26.901	17.724	<b>26.209</b>	1'33.361	266,5	15:34'15.703
16	22.510	26.997	17.885	31.840	1'39.232	<b>267,1</b>	15:35'54.935
17	22.502	27.553	17.910	26.222	1'34.187	265,1	15:37'29.122

**17° 68 L. POWER [1'33.825]**

Lap	Seg1	Seg2	Seg3	Seg4	Lap Time	km/h	Local Time
							15:00'26.523
1	34.234	27.783	18.147	29.560	1'49.724CP		15:02'16.247
2	22.908	27.215	17.968	26.729	1'34.820	<b>264,5</b>	15:03'51.067
3	22.857	27.206	17.789	26.803	1'34.655	261,9	15:05'25.722
4	22.889	27.238	18.394	8'51.057	9'59.578P	260,0	15:15'25.300
5	33.751	27.303	18.018	35.894	1'54.966P		15:17'20.266
6	22.739	<b>27.022</b>	17.776	26.463	1'34.000	261,9	15:18'54.266
7	22.765	27.122	17.759	26.683	1'34.329	259,4	15:20'28.595
8	23.036	28.456	18.362	5'10.962	6'20.816P	260,0	15:26'49.411
9	32.481	27.886	17.771	26.746	1'44.884P		15:28'34.295
10	22.825	27.816	17.885	26.585	1'35.111C	262,6	15:30'09.406
11	22.679	27.135	<b>17.720</b>	26.706	1'34.240	263,2	15:31'43.646
12	22.701	27.156	17.735	26.521	1'34.113	262,6	15:33'17.759
13	23.035	27.827	20.612	26.471	1'37.945	260,7	15:34'55.704
14	<b>22.537</b>	27.096	17.741	<b>26.451</b>	<b>1'33.825</b>	263,9	15:36'29.529
15	22.691	27.061	17.760	26.466	1'33.978	261,3	15:38'03.507

**15° 52 J. ALCOBA [1'33.451]**

Lap	Seg1	Seg2	Seg3	Seg4	Lap Time	km/h	Local Time
							14:57'38.210
							14:59'22.266
1	32.314	27.453	17.891	26.398	1'44.056P		
2	22.668	27.071	17.907	26.547	1'34.193	265,1	15:00'56.459
3	22.671	27.326	17.869	26.614	1'34.480C	263,9	15:02'30.939
4	22.785	27.025	18.061	26.522	1'34.393	263,9	15:04'05.332
5	22.744	27.060	17.904	26.492	1'34.200	263,9	15:05'39.532
6	22.775	27.227	18.513	26.854	1'35.369	263,2	15:07'14.901
7	23.536	28.289	18.240	9'45.163	10'55.228P	263,9	15:18'10.129
8	32.470	27.381	18.141	26.684	1'44.676P		15:19'54.805
9	22.765	26.954	17.931	26.469	1'34.119	264,5	15:21'28.924
10	22.703	27.005	17.883	26.534	1'34.125	264,5	15:23'03.049
11	22.668	26.989	17.831	26.284	1'33.772	263,9	15:24'36.821
12	22.657	26.865	17.843	26.314	1'33.679	263,2	15:26'10.500
13	22.925	27.214	18.200	3'46.878	4'55.217P	262,6	15:31'05.717
14	33.527	31.581	18.586	32.086	1'55.780P		15:33'01.497
15	22.778	26.845	<b>17.797</b>	26.284	1'33.704	<b>268,4</b>	15:34'35.201
16	<b>22.608</b>	<b>26.770</b>	17.821	<b>26.252</b>	<b>1'33.451</b>	267,8	15:36'08.652
17	23.221	27.122	17.820	26.425	1'34.588	267,8	15:37'43.240

**18° 43 S. JESPERSEN [1'34.074]**

Lap	Seg1	Seg2	Seg3	Seg4	Lap Time	km/h	Local Time
							14:57'40.764
							14:59'37.202
1	39.426	27.736	18.258	31.018	1'56.438P		
2	22.580	27.238	17.935	26.321	<b>1'34.074</b>	<b>271,8</b>	15:01'11.276
3	<b>22.509</b>	29.764	17.926	26.516	1'36.715	267,1	15:02'47.991
4	22.651	27.160	18.079	26.444	1'34.334	267,1	15:04'22.325
5	22.526	27.189	17.989	8'56.062	10'03.766P	268,4	15:14'26.091
6	31.572	27.210	18.029	29.431	1'46.242P		15:16'12.333
7	22.538	31.374	18.162	33.524	1'45.598	268,4	15:17'57.931
8	22.631	27.445	18.056	26.699	1'34.831	268,4	15:19'32.762
9	22.817	<b>27.002</b>	<b>17.883</b>	26.390	1'34.092	<b>271,8</b>	15:21'06.854
10	22.616	27.138	18.109	26.578	1'34.441	267,8	15:22'41.295
11	23.729	28.599	18.313	4'18.832	5'29.473P	261,9	15:28'10.768
12	33.576	34.338	18.533	27.551	1'53.998P		15:30'04.766
13	23.329	32.008	18.822	2'54.947	4'09.106P	260,7	15:34'13.872
14	32.253	27.351	18.029	26.521	1'44.154P		15:35'58.026
15	22.721	27.205	17.954	<b>26.266</b>	1'34.146	265,1	15:37'32.172

**19° 7 L. VENEMAN [1'34.111]**

Lap	Seg1	Seg2	Seg3	Seg4	Lap Time	km/h	Local Time
							14:57'44.750
							14:59'37.211
1	35.808	27.872	18.108	30.673	1'52.461P		
2	22.801	27.405	17.954	26.725	1'34.885	266,5	15:01'12.096
3	22.652	27.392	17.851	26.626	1'34.521	265,8	15:02'46.617
4	22.696	27.337	17.798	26.582	1'34.413	262,6	15:04'21.030
5	22.611	27.613	17.822	28.654	1'36.700	261,9	15:05'57.730
6	22.749	27.507	18.031	26.961	1'35.248	261,9	15:07'32.978
7	22.919	27.999	18.111	5'43.299	6'52.328P	260,7	15:14'25.306
8	32.828	27.517	17.917	29.034	1'47.296P		15:16'12.602

**16° 50 D. VOSTATEK [1'33.627]**

Lap	Seg1	Seg2	Seg3	Seg4	Lap Time	km/h	Local Time
							14:57'42.831
							14:59'36.616
1	37.230	27.752	18.112	30.691	1'53.785P		
2	22.920	27.160	17.916	26.379	1'34.375	265,8	15:01'10.991
3	22.670	27.545	17.784	26.275	1'34.274	267,8	15:02'45.265
4	22.602	27.228	18.047	26.774	1'34.651	265,8	15:04'19.916
5	22.738	27.203	17.719	26.392	1'34.052	263,9	15:05'53.968
6	24.122	28.016	17.944	3'59.845	5'09.927P	267,1	15:11'03.895

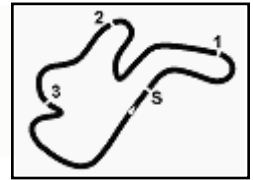
21/02/2025 P = Pits In/Out - C = Lap Time Cancelled

These data/results cannot be reproduced, stored and/or transmitted in whole or in part by any manner of electronic, mechanical, photocopying, recording, broadcasting or otherwise now known or herein after developed without the previous express consent by the copyright owner, except for reproduction in daily press and regular printed publications on sale to the public within 60 days of the event related to those data/results and always provided that copyright symbol appears together as follows below.

© DORNA WSBK ORGANIZATION Srl 2025







Phillip Island 4.445 m

**Australian Round, 21-23 February 2025**  
**Chronological Analysis Tissot Superpole**

9	22.481	27.414	<b>17.763</b>	26.599	1'34.257	<b>272,5</b>	15:17'46.859
10	22.518	<b>27.295</b>	17.793	26.733	1'34.339	261,9	15:19'21.198
11	22.630	30.456	17.934	28.851	1'39.871	261,9	15:21'01.069
12	22.721	27.588	18.050	4'47.085	5'55.444P	261,9	15:26'56.513
13	31.691	27.562	17.925	26.596	1'43.774P		15:28'40.287
14	22.643	27.603	19.052	26.960	1'36.258C	263,2	15:30'16.545
15	22.606	27.410	17.877	26.751	1'34.644	263,2	15:31'51.189
16	22.578	27.383	17.797	26.774	1'34.532	263,2	15:33'25.721
17	22.509	27.337	17.791	<b>26.474</b>	<b>1'34.111</b>	261,9	15:34'59.832
18	22.515	27.622	17.853	26.774	1'34.764	269,8	15:36'34.596
19	<b>22.472</b>	27.455	17.852	26.790	1'34.569	263,2	15:38'09.165

**20° 4 L. ARBEL [1'35.071]**

Lap	Seg.1	Seg.2	Seg.3	Seg.4	Lap Time	km/h	Local Time
							14:57'58.101
1	34.527	29.194	18.634	27.233	1'49.588P		14:59'47.689
2	23.425	27.443	18.144	26.931	1'35.943C	259,4	15:01'23.632
3	23.544	27.564	18.187	26.904	1'36.199	<b>261,3</b>	15:02'59.831
4	23.772	27.647	18.532	6'36.316	7'46.267P	257,0	15:10'46.098
5	35.107	28.047	18.420	27.207	1'48.781P		15:12'34.879
6	23.275	27.382	18.121	26.802	1'35.580	255,7	15:14'10.459
7	23.545	27.840	18.408	26.880	1'36.673	255,1	15:15'47.132
8	23.414	27.492	18.336	27.010	1'36.252	255,7	15:17'23.384
9	23.063	<b>27.309</b>	18.091	<b>26.776</b>	1'35.239	257,0	15:18'58.623
10	23.547	27.847	18.412	6'18.294	7'28.100P	257,6	15:26'26.723
11	33.591	33.709	18.379	27.038	1'52.717P		15:28'19.440
12	23.505	30.185	21.461	32.235	1'47.386	257,0	15:30'06.826
13	23.136	28.292	18.481	26.989	1'36.898	<b>261,3</b>	15:31'43.724
14	<b>22.876</b>	27.333	<b>17.961</b>	26.901	<b>1'35.071</b>	<b>261,3</b>	15:33'18.795
15	23.158	27.460	18.591	27.730	1'36.939	259,4	15:34'55.734
16	22.937	35.591	19.233	26.983	1'44.744	257,6	15:36'40.478
17	23.287	27.432	18.205	26.957	1'35.881	257,6	15:38'16.359

**21° 63 S. AZMAN [1'35.182]**

Lap	Seg.1	Seg.2	Seg.3	Seg.4	Lap Time	km/h	Local Time
							14:57'47.508
1	33.463	29.400	19.363	31.182	1'53.408P		14:59'40.916
2	<b>22.674</b>	<b>27.194</b>	<b>17.851</b>	27.542	1'35.261	<b>269,1</b>	15:01'16.177
3	23.548	28.742	18.186	27.283	1'37.759	258,2	15:02'53.936
4	22.896	27.625	18.055	26.823	1'35.399	267,1	15:04'29.335
5	23.045	28.054	18.293	3'19.070	4'28.462P	262,6	15:08'57.797
6	35.509	28.829	18.601	27.504	1'50.443P		15:10'48.240
7	23.541	27.814	18.317	27.232	1'36.904	257,0	15:12'25.144
8	23.263	28.476	18.541	28.006	1'38.286	256,4	15:14'03.430
9	23.301	27.664	18.310	27.238	1'36.513	257,0	15:15'39.943
10	23.561	30.206	18.788	12'00.249	13'12.804P	255,1	15:28'52.747
11	38.488	32.665	22.354	28.903	2'02.410CP		15:30'55.157
12	22.917	27.651	18.353	27.174	1'36.095	262,6	15:32'31.252
13	23.098	29.083	19.519	30.646	1'42.346	258,2	15:34'13.598
14	23.398	29.432	18.240	30.437	1'41.507	256,4	15:35'55.105
15	22.828	27.503	18.082	<b>26.769</b>	<b>1'35.182</b>	264,5	15:37'30.287

**22° 27 K. TOBA**

Lap	Seg.1	Seg.2	Seg.3	Seg.4	Lap Time	km/h	Local Time
							14:57'46.667
1	34.032	30.128	18.624	<b>30.947</b>	1'53.731P		14:59'40.398

**23° 29 H. VOIGHT**

Lap	Seg.1	Seg.2	Seg.3	Seg.4	Lap Time	km/h	Local Time
							15:00'44.115
1	33.206	29.636	18.813	8'29.753	9'51.408P		15:10'35.523
2	38.233	30.880	19.755	2'48.464	23'17.332P		15:33'52.855
3	33.273	<b>27.701</b>	<b>18.003</b>	<b>26.544</b>	1'45.521P		15:35'38.376

21/02/2025 P = Pits In/Out - C = Lap Time Cancelled

These data/results cannot be reproduced, stored and/or transmitted in whole or in part by any manner of electronic, mechanical, photocopying, recording, broadcasting or otherwise now known or herein after developed without the previous express consent by the copyright owner, except for reproduction in daily press and regular printed publications on sale to the public within 60 days of the event related to those data/results and always provided that copyright symbol appears together as follows below.

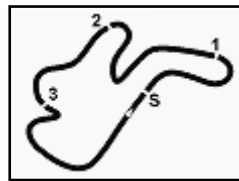
© DORNA WSBK ORGANIZATION Srl 2025



**Australian Round, 21-23 February 2025**  
**Best Laps & Speeds**

No.	Rider Bike	Nat	Best Lap		FP		SP												
			LL	SPD	LL	SPD	LL	SPD											
1	<b>11 B. BENDSNEYDER</b> MV Agusta F3 800 RR	NED	<b>1'32.310</b> 23 269,8		1'32.481 12 <b>269,8</b>		<b>1'32.310</b> 11 264,5												
2	<b>53 V. DEBISE</b> Ducati Panigale V2	FRA	<b>1'32.364</b> 34 276,7		<b>1'32.364</b> 15 <b>276,7</b>		1'32.724 19 273,9												
3	<b>69 T. BOOTH-AMOS</b> Triumph Street Triple RS 765	GBR	<b>1'32.391</b> 27 276,7		<b>1'32.391</b> 11 <b>276,7</b>		1'32.499 16 270,5												
4	<b>23 M. SCHROETTER</b> Ducati Panigale V2	GER	<b>1'32.570</b> 28 278,1		<b>1'32.570</b> 13 <b>278,1</b>		1'32.849 15 273,9												
5	<b>94 L. MAHIAS</b> Yamaha YZF R9	FRA	<b>1'32.635</b> 24 274,6		1'32.690 12 <b>274,6</b>		<b>1'32.635</b> 12 271,8												
6	<b>61 C. ONCU</b> Yamaha YZF R9	TUR	<b>1'32.644</b> 31 278,8		1'32.717 14 271,1		<b>1'32.644</b> 17 <b>278,8</b>												
7	<b>27 K. TOBA</b> Honda CBR600RR	JPN	<b>1'32.743</b> 17 274,6		<b>1'32.743</b> 16 <b>274,6</b>		1 255,1												
8	<b>51 J. MASIA</b> Ducati Panigale V2	ESP	<b>1'32.765</b> 29 273,9		1'32.892 12 <b>273,9</b>		<b>1'32.765</b> 17 273,2												
9	<b>77 F. FARIOLI</b> MV Agusta F3 800 RR	ITA	<b>1'32.789</b> 4 280,3		<b>1'32.789</b> 4 <b>280,3</b>														
10	<b>32 D. BAYLISS</b> Triumph Street Triple RS 765	AUS	<b>1'32.814</b> 29 273,2		1'32.824 12 <b>273,2</b>		<b>1'32.814</b> 17 268,4												
11	<b>62 S. MANZI</b> Yamaha YZF R9	ITA	<b>1'32.841</b> 34 273,2		1'32.940 16 <b>273,2</b>		<b>1'32.841</b> 18 265,1												
12	<b>21 M. RINALDI</b> Yamaha YZF R9	ITA	<b>1'32.889</b> 32 270,5		1'32.911 14 <b>270,5</b>		<b>1'32.889</b> 18 268,4												
13	<b>20 X. CARDELUS</b> Ducati Panigale V2	AND	<b>1'32.933</b> 30 273,9		<b>1'32.933</b> 12 <b>273,9</b>		1'32.945 18 269,8												
14	<b>29 H. VOIGHT</b> Ducati Panigale V2	AUS	<b>1'33.085</b> 17 273,2		<b>1'33.085</b> 14 <b>273,2</b>		3 259,4												
15	<b>24 L. TACCINI</b> Ducati Panigale V2	ITA	<b>1'33.091</b> 30 274,6		1'33.704 13 <b>274,6</b>		<b>1'33.091</b> 17 273,2												
16	<b>57 A. MAHENDRA</b> Yamaha YZF R9	INA	<b>1'33.168</b> 29 275,3		<b>1'33.168</b> 12 <b>275,3</b>		1'33.224 17 267,1												
17	<b>5 N. ANTONELLI</b> Yamaha YZF R9	ITA	<b>1'33.201</b> 30 270,5		1'33.535 13 <b>270,5</b>		<b>1'33.201</b> 17 <b>270,5</b>												
18	<b>52 J. ALCOBA</b> Kawasaki ZX-6R 636	ESP	<b>1'33.451</b> 17 268,4				<b>1'33.451</b> 17 <b>268,4</b>												
19	<b>50 D. VOSTATEK</b> Ducati Panigale V2	CZE	<b>1'33.627</b> 29 274,6		1'33.716 10 <b>274,6</b>		<b>1'33.627</b> 19 268,4												
20	<b>43 S. JESPERSEN</b> Ducati Panigale V2	DEN	<b>1'33.720</b> 28 281,0		<b>1'33.720</b> 13 <b>281,0</b>		1'34.074 15 271,8												
21	<b>68 L. POWER</b> MV Agusta F3 800 RR	AUS	<b>1'33.825</b> 19 273,9		1'33.955 4 <b>273,9</b>		<b>1'33.825</b> 15 264,5												
22	<b>7 L. VENEMAN</b> Ducati Panigale V2	NED	<b>1'34.111</b> 29 273,9		1'34.265 10 <b>273,9</b>		<b>1'34.111</b> 19 272,5												
23	<b>63 S. AZMAN</b> Honda CBR600RR	MAS	<b>1'34.601</b> 26 271,1		<b>1'34.601</b> 11 <b>271,1</b>		1'35.182 15 269,1												
24	<b>4 L. ARBEL</b> MV Agusta F3 800 RR	FRA	<b>1'35.071</b> 30 266,5		1'35.767 13 <b>266,5</b>		<b>1'35.071</b> 17 261,3												

21/02/2025  
These data/results cannot be reproduced, stored and/or transmitted in whole or in part by any manner of electronic, mechanical, photocopying, recording, broadcasting or otherwise now known or herein after developed without the previous express consent by the copyright owner, except for reproduction in daily press and regular printed publications on sale to the public within 60 days of the event related to those data/results and always provided that copyright symbol appears together as follows below.  
© DORNA WSBK ORGANIZATION Srl 2025



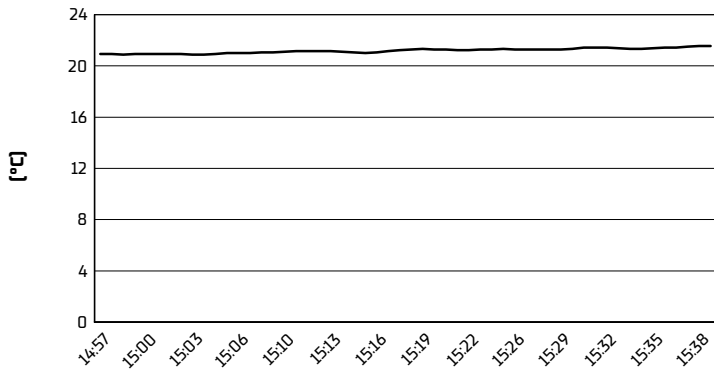
Phillip Island 4.445 m

**Australian Round, 21-23 February 2025**

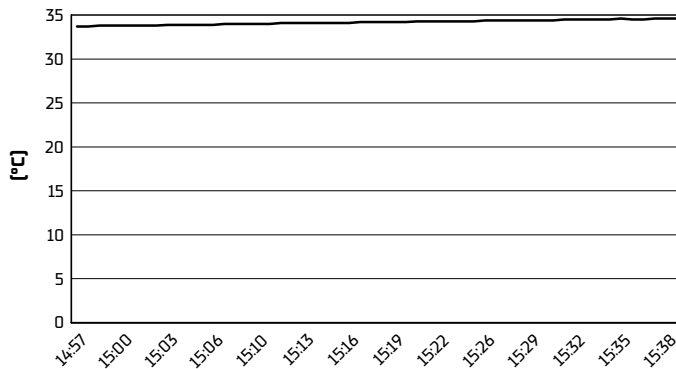
**Weather Report Tissot Superpole**

Session started 14:57 - Session ended 15:40

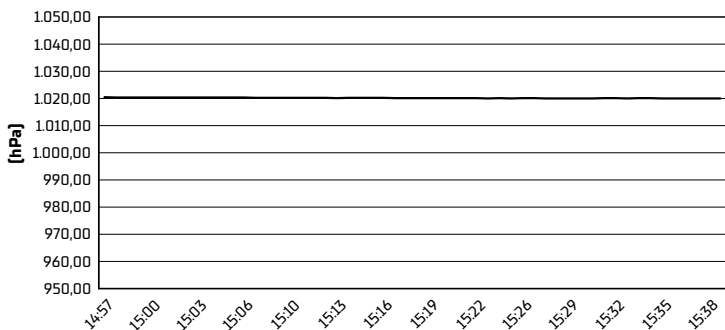
**Air Temperature**



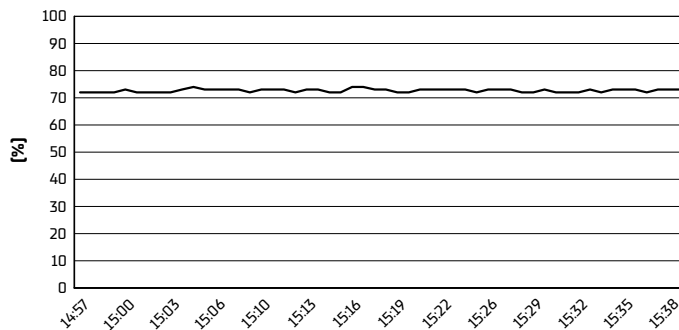
**Track Temperature**



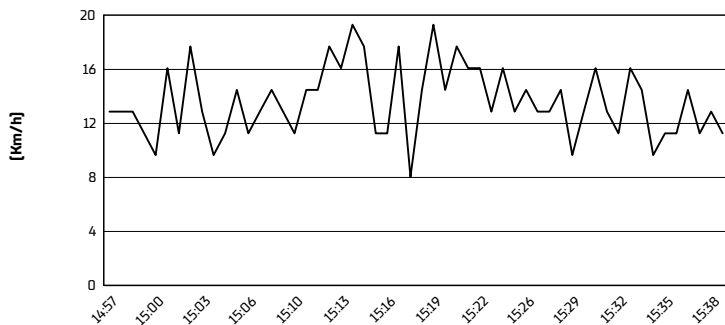
**Air Pressure**



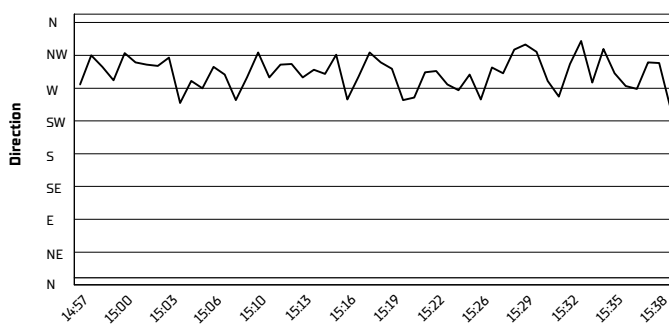
**Humidity**



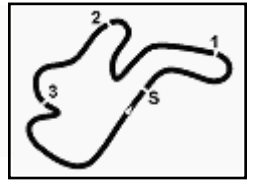
**Wind Speed**



**Wind Direction**



21/02/2025  
These data/results cannot be reproduced, stored and/or transmitted in whole or in part by any manner of electronic, mechanical, photocopying, recording, broadcasting or otherwise now known or herein after developed without the previous express consent by the copyright owner, except for reproduction in daily press and regular printed publications on sale to the public within 60 days of the event related to those data/results and always provided that copyright symbol appears together as follows below.  
© DORNA WSBK ORGANIZATION Srl 2025



Phillip Island 4.445 m

**Australian Round, 21-23 February 2025**  
**Tissot Superpole Winners**

	2022	2023	2024	2025
<b>01 Phillip Island</b>	Caricasulo (Ita) Duc 1'37.161 [164,7 Km/h]	Manzi (Ita) Yam 1'32.814 [172,4 Km/h]	Huertas (Esp) Duc 1'31.407 [175,1 Km/h]	Bendsneyder (Ned) MvA 1'32.310 [173,4 Km/h]
<b>02 Portimao</b>	Aegerter (Sui) Yam 1'43.065 [160,4 Km/h]	Bulega (Ita) Duc 1'42.769 [160,9 Km/h]	Huertas (Esp) Duc 1'43.352 [160,0 Km/h]	
<b>03 Assen</b>	Aegerter (Sui) Yam 1'36.906 [168,7 Km/h]	Bulega (Ita) Duc 1'36.900 [168,7 Km/h]	Manzi (Ita) Yam 1'45.203 [155,4 Km/h]	
<b>04 Cremona</b>			Huertas (Esp) Duc 1'31.478 [149,2 Km/h]	
<b>05 Most</b>	Baldassarri (Ita) Yam 1'34.952 [159,7 Km/h]	Bulega (Ita) Duc 1'34.479 [160,5 Km/h]	Montella (Ita) Duc 1'34.126 [161,1 Km/h]	
<b>06 Misano</b>	Aegerter (Sui) Yam 1'37.173 [150,4 Km/h]	Bulega (Ita) Duc 1'36.495 [151,5 Km/h]	Montella (Ita) Duc 1'36.876 [150,9 Km/h]	
<b>07 Donington</b>	Aegerter (Sui) Yam 1'29.961 [160,9 Km/h]	Bulega (Ita) Duc 1'29.323 [162,0 Km/h]	Huertas (Esp) Duc 1'28.322 [163,9 Km/h]	
<b>08 Balaton</b>				
<b>09 Magny-Cours</b>	Caricasulo (Ita) Duc 1'40.565 [157,9 Km/h]	Bulega (Ita) Duc 1'40.074 [158,7 Km/h]	Huertas (Esp) Duc 1'39.705 [159,3 Km/h]	
<b>10 Aragon</b>	Baldassarri (Ita) Yam 1'52.706 [162,2 Km/h]	Bulega (Ita) Duc 1'52.306 [162,7 Km/h]	Huertas (Esp) Duc 1'52.932 [161,8 Km/h]	
<b>11 Estoril</b>	Aegerter (Sui) Yam 1'39.046 [152,0 Km/h]		Montella (Ita) Duc 1'41.318 [148,6 Km/h]	
<b>12 Jerez</b>		Bulega (Ita) Duc 1'41.823 [156,4 Km/h]	Huertas (Esp) Duc 1'42.115 [155,9 Km/h]	

**2025**

**1 B. Bendsneyder**

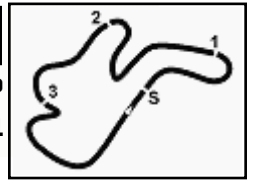
**ALL TIMES**

<b>34</b> K. Sofuoglu	<b>5</b> C. Vermeulen	<b>2</b> J. Teuchert	<b>1</b> J. Van Den Goorberg
<b>24</b> J. Cluzel	<b>4</b> R. Krummenacher	<b>2</b> N. Tuuli	<b>1</b> J. Whitham
<b>22</b> S. Charpentier	<b>4</b> R. Xaus	<b>2</b> M. van der Mark	
<b>17</b> B. Parkes	<b>3</b> S. Cortese	<b>1</b> <b>B. Bendsneyder</b>	
<b>15</b> K. Muggeridge	<b>3</b> K. Curtain	<b>1</b> L. Bernardi	
<b>14</b> F. Foret	<b>3</b> J. Lascorz	<b>1</b> K. Coghlan	
<b>14</b> S. Lowes	<b>3</b> I. MacPherson	<b>1</b> C. Davies	
<b>12</b> F. Caricasulo	<b>3</b> Y. Montella	<b>1</b> M. Fabrizio	
<b>11</b> D. Aegerter	<b>3</b> A. Pitt	<b>1</b> T. Gradinger	
<b>10</b> N. Bulega	<b>3</b> D. Salom	<b>1</b> C. Jones	
<b>10</b> C. Crutchlow	<b>2</b> L. Baldassarri	<b>1</b> C. Kellner	
<b>8</b> A. Huertas	<b>2</b> P. Bontempi	<b>1</b> F. Marino	
<b>8</b> L. Mahias	<b>2</b> M. Gonzalez	<b>1</b> M. Meregalli	
<b>7</b> A. Locatelli	<b>2</b> V. Guareschi	<b>1</b> S. Morais	
<b>6</b> S. Chambon	<b>2</b> M. Lagrive	<b>1</b> P. Oettl	
<b>6</b> E. Laverty	<b>2</b> S. Manzi	<b>1</b> C. Perolari	
<b>5</b> P. Casoli	<b>2</b> M. Pirro	<b>1</b> P. Riba	
<b>5</b> K. Fujiwara	<b>2</b> L. Scassa	<b>1</b> S. Sanna	
<b>5</b> P. Jacobsen	<b>2</b> K. Smith	<b>1</b> L. Stapleford	

21/02/2025

These data/results cannot be reproduced, stored and/or transmitted in whole or in part by any manner of electronic, mechanical, photocopying, recording, broadcasting or otherwise now known or herein after developed without the previous express consent by the copyright owner, except for reproduction in daily press and regular printed publications on sale to the public within 60 days of the event related to those data/results and always provided that copyright symbol appears together as follows below.

© DORNA WSBK ORGANIZATION Srl 2025



Phillip Island 4.445 m

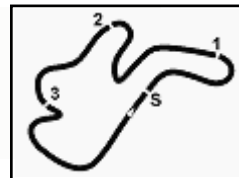
**Australian Round, 21-23 February 2025**  
**Tissot Superpole Award**

	Points	Points From First	Points From Previous	February 23 PHILLIP ISLAND	March 23 PORTIMAO	April 13 ASSEN	May 4 CREMONA	May 18 MIST	June 15 MISANO	July 13 DONINGTON	July 27 BALATON	September 7 MAGNY-COURS	September 28 ARAGON	October 12 ESTORIL	October 19 JEREZ				
1 <b>BENDSNEYDER</b> Bo (NED)	<b>12</b>			<b>12</b>															
2 <b>BOOTH-AMOS</b> Tom (GBR)	<b>9</b>	3		<b>9</b>															
3 <b>MAHIAS</b> Lucas (FRA)	<b>7</b>	5	2	<b>7</b>															
4 <b>ONCU</b> Can (TUR)	<b>6</b>	6	1	<b>6</b>															
5 <b>DEBISE</b> Valentin (FRA)	<b>5</b>	7	1	<b>5</b>															
6 <b>MASIA</b> Jaume (ESP)	<b>4</b>	8	1	<b>4</b>															
7 <b>BAYLISS</b> Oliver (AUS)	<b>3</b>	9	1	<b>3</b>															
8 <b>MANZI</b> Stefano (ITA)	<b>2</b>	10	1	<b>2</b>															
9 <b>SCHROETTER</b> Marcel (GER)	<b>1</b>	11	1	<b>1</b>															

21/02/2025 Odd points columns: Tissot Superpole Even points columns: Tissot Superpole Race

These data/results cannot be reproduced, stored and/or transmitted in whole or in part by any manner of electronic, mechanical, photocopying, recording, broadcasting or otherwise now known or herein after developed without the previous express consent by the copyright owner, except for reproduction in daily press and regular printed publications on sale to the public within 60 days of the event related to those data/results and always provided that copyright symbol appears together as follows below.

© DORNA WSBK ORGANIZATION Srl 2025



Phillip Island 4.445 m

**Australian Round, 21-23 February 2025**

**Provisional Starting Grid - Race 1 (17 Laps x 4,445 km = 75,565 km)**

1	1	<b>11</b> BENDSNEYDER B. MV Agusta 1'32.310	2	<b>69</b> BOOTH-AMOS T. Triumph 1'32.499	3	<b>94</b> MAHIAS L. Yamaha 1'32.635
2	4	<b>61</b> ONCU C. Yamaha 1'32.644	5	<b>53</b> DEBISE V. Ducati 1'32.724	6	<b>51</b> MASIA J. Ducati 1'32.765
3	7	<b>32</b> BAYLISS D. Triumph 1'32.814	8	<b>62</b> MANZI S. Yamaha 1'32.841	9	<b>23</b> SCHROETTER M. Ducati 1'32.849
4	10	<b>21</b> RINALDI M. Yamaha 1'32.889	11	<b>20</b> CARDELUS X. Ducati 1'32.945	12	<b>24</b> TACCINI L. Ducati 1'33.091
5	13	<b>5</b> ANTONELLI N. Yamaha 1'33.201	14	<b>57</b> MAHENDRA A. Yamaha 1'33.224	15	<b>52</b> ALCOBA J. Kawasaki 1'33.451
6	16	<b>50</b> VOSTATEK O. Ducati 1'33.627	17	<b>68</b> POWER L. MV 1'33.825	18	<b>43</b> JESPERSEN S. Ducati 1'34.074
7	19	<b>7</b> VENEMAN L. Ducati 1'34.111	20	<b>4</b> ARBEL L. MV 1'35.071	21	<b>63</b> AZMAN S. Honda 1'35.182
8	22	<b>27</b> TOBA K. Honda	23	<b>29</b> VOIGHT H. Ducati		

N.27 (Toba K.) is allowed to start the race according to Art. 1.15.6 (FPs)  
N.29 (Voight H.) is allowed to start the race according to Art. 1.15.6 (FPs)

21/02/2025 The Race Director .....

These data/results cannot be reproduced, stored and/or transmitted in whole or in part by any manner of electronic, mechanical, photocopying, recording, broadcasting or otherwise now known or herein after developed without the previous express consent by the copyright owner, except for reproduction in daily press and regular printed publications on sale to the public within 60 days of the event related to those data/results and always provided that copyright symbol appears together as follows below. © DORNA WSBK ORGANIZATION Srl 2025