

Australian Round, 21-23 February 2025
Results Warm Up 1

No.	Rider	Nat	Team	Bike	Time	Gap	Rel.	Laps	Speed	
									Avg	Max
1	61 C. ONCU	TUR	Yamaha BLU CRU Evan Bros Team	Yamaha YZF R9	1'32.363			6	173,251	272,5
2	53 V. DEBISE	FRA	Renzi Corse	Ducati Panigale V2	1'32.439	0.076	0.076	6	173,109	275,3
3	23 M. SCHROETTER	GER	WRP Racing	Ducati Panigale V2	1'32.564	0.201	0.125	7	172,875	283,9
4	69 T. BOOTH-AMOS	GBR	PTR Triumph Factory Racing	Triumph Street Triple RS 765	1'32.811	0.448	0.247	6	172,415	277,4
5	51 J. MASIA	ESP	Orelac Racing Verdnatura	Ducati Panigale V2	1'32.915	0.552	0.104	7	172,222	285,4
6	5 N. ANTONELLI	ITA	VFT Racing	Yamaha YZF R9	1'32.957	0.594	0.042	7	172,144	280,3
7	32 O. BAYLISS	AUS	PTR Triumph Factory Racing	Triumph Street Triple RS 765	1'33.039	0.676	0.082	7	171,992	282,5
8	11 B. BENDSNEYDER	NED	MV Agusta Reparto Corse	MV Agusta F3 800 RR	1'33.125	0.762	0.086	5	171,834	271,8
9	20 X. CARDELUS	AND	Orelac Racing Verdnatura	Ducati Panigale V2	1'33.148	0.785	0.023	7	171,791	281,7
10	62 S. MANZI	ITA	Pata Yamaha Ten Kate Racing	Yamaha YZF R9	1'33.217	0.854	0.069	6	171,664	273,2
11	29 H. VOIGHT	AUS	D34G WorldSSP Racing Team	Ducati Panigale V2	1'33.289	0.926	0.072	7	171,531	281,0
12	50 O. VOSTATEK	CZE	WRP Racing	Ducati Panigale V2	1'33.466	1.103	0.177	7	171,207	280,3
13	24 L. TACCINI	ITA	Ecosantagata Althea Racing Team	Ducati Panigale V2	1'33.489	1.126	0.023	7	171,165	283,9
14	52 J. ALCOBA	ESP	Kawasaki WorldSSP Team	Kawasaki ZX-6R 636	1'33.668	1.305	0.179	7	170,837	281,0
15	21 M. RINALDI	ITA	GMT94-YAMAHA	Yamaha YZF R9	1'33.726	1.363	0.058	6	170,732	271,8
16	68 L. POWER	AUS	Motozoo ME air Racing	MV Agusta F3 800 RR	1'33.727	1.364	0.001	4	170,730	281,7
17	94 L. MAHIAS	FRA	GMT94-YAMAHA	Yamaha YZF R9	1'33.781	1.418	0.054	5	170,632	272,5
18	57 A. MAHENDRA	INA	Yamaha BLU CRU Evan Bros Team	Yamaha YZF R9	1'33.808	1.445	0.027	6	170,582	271,1
19	27 K. TOBA	JPN	PETRONAS MIE Honda Racing Team	Honda CBR600RR	1'33.906	1.543	0.098	6	170,404	276,0
20	7 L. VENEMAN	NED	EAB Racing Team	Ducati Panigale V2	1'34.120	1.757	0.214	7	170,017	281,7
21	43 S. JESPERSEN	DEN	Ecosantagata Althea Racing Team	Ducati Panigale V2	1'34.276	1.913	0.156	6	169,736	265,8
22	4 L. ARBEL	FRA	Team Fiembo-Pilote Moto Production	MV Agusta F3 800 RR	1'34.907	2.544	0.631	7	168,607	274,6
23	63 S. AZMAN	MAS	PETRONAS MIE Honda Racing Team	Honda CBR600RR	1'36.241	3.878	1.334	6	166,270	273,9

Qualifying Lap Time (105% of 1'32.363): 1'36.982

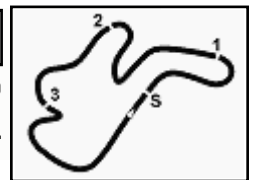
AIR	Humidity:	48%	Temp:	27°C
TRACK	Condition:	Dry	Temp:	25°C

Records	Pole	[SP]	2024 A.Huertas	1'31.407	175,060	Km/h
	Race	[RC1]	2024 Y.Montella	1'31.271	175,320	Km/h
	All Times	[WUP1]	2024 S.Manzi	1'31.249	175,370	Km/h

Start 22/02/2025 10:30 End 10:42 The results are provisional until the end of the time limit for protests and appeals and the completion of the technical checks.

These data/results cannot be reproduced, stored and/or transmitted in whole or in part by any manner of electronic, mechanical, photocopying, recording, broadcasting or otherwise now known or herein after developed without the previous express consent by the copyright owner, except for reproduction in daily press and regular printed publications on sale to the public within 60 days of the event related to those data/results and always provided that copyright symbol appears together as follows below.

© DORNA WSBK ORGANIZATION Srl 2025



Australian Round, 21-23 February 2025
Results Warm Up 1

Session Highlights

Local Time	No. Rider	Description
10.30.00		Start of Session
10.30.08		WorldSSP Pit Intervention Time: 1min 18secs
10.34.12	43 S. JESPERSEN	#43 Transponder NOT Working
10.37.27	52 J. ALCOBA	#52 Lap Time Cancelled (1'33.920) - Exceeded Track Limits - Turn 12
10.39.07	27 K. TOBA	#27 On the Gravel - Rejoined - Turn 2
10.42.54		End of Session

Fastest Laps Sequence

No.	Rider	Nat	Team	Bike	Local Time	Time	Gap	Avg
20	X. CARDELUS	AND	Orelac Racing Verdnatura	Ducati Panigale V2	10:33'24.263	1'33.983		170,265
51	J. MASIA	ESP	Orelac Racing Verdnatura	Ducati Panigale V2	10:33'27.374	1'33.107	-0.876	171,867
51	J. MASIA	ESP	Orelac Racing Verdnatura	Ducati Panigale V2	10:35'00.443	1'33.069	-0.038	171,937
69	T. BOOTH-AMOS	GBR	PTR Triumph Factory Racing	Triumph Street Triple RS 765	10:35'51.541	1'33.044	-0.025	171,983
53	V. DEBISE	FRA	Renzi Corse	Ducati Panigale V2	10:36'09.318	1'32.973	-0.071	172,114
61	C. ONCU	TUR	Yamaha BLU CRU Evan Bros Team	Yamaha YZF R9	10:36'10.552	1'32.363	-0.610	173,251

22/02/2025 Start 10:30 End 10:42 The results are provisional until the end of the time limit for protests and appeals and the completion of the technical checks.

These data/results cannot be reproduced, stored and/or transmitted in whole or in part by any manner of electronic, mechanical, photocopying, recording, broadcasting or otherwise now known or herein after developed without the previous express consent by the copyright owner, except for reproduction in daily press and regular printed publications on sale to the public within 60 days of the event related to those data/results and always provided that copyright symbol appears together as follows below.

© DORNA WSBK ORGANIZATION Srl 2025

Australian Round, 21-23 February 2025
Best Sectors & Speed Warm Up 1

BEST LAP		
1	61 C. ONCU	Yamaha YZF R9 1'32.363
2	53 V. DEBISE	Ducati Panigale V2 1'32.439
3	23 M. SCHROETTER	Ducati Panigale V2 1'32.564
4	69 T. BOOTH-AMOS	Triumph Street Triple RS 765 1'32.811
5	51 J. MASIA	Ducati Panigale V2 1'32.915
6	5 N. ANTONELLI	Yamaha YZF R9 1'32.957
7	32 D. BAYLISS	Triumph Street Triple RS 765 1'33.039
8	11 B. BENDSNEYDER	MV Agusta F3 800 RR 1'33.125
9	20 X. CARDELLUS	Ducati Panigale V2 1'33.148
10	62 S. MANZI	Yamaha YZF R9 1'33.217
11	29 H. VOIGHT	Ducati Panigale V2 1'33.289
12	50 D. VOSTATEK	Ducati Panigale V2 1'33.466
13	24 L. TACCINI	Ducati Panigale V2 1'33.489
14	52 J. ALCOBA	Kawasaki ZX-6R 636 1'33.668
15	21 M. RINALDI	Yamaha YZF R9 1'33.726
16	68 L. POWER	MV Agusta F3 800 RR 1'33.727
17	94 L. MAHIAS	Yamaha YZF R9 1'33.781
18	57 A. MAHENDRA	Yamaha YZF R9 1'33.808
19	27 K. TOBA	Honda CBR600RR 1'33.906
20	7 L. VENEMAN	Ducati Panigale V2 1'34.120
21	43 S. JESPERSEN	Ducati Panigale V2 1'34.276
22	4 L. ARBEL	MV Agusta F3 800 RR 1'34.907
23	63 S. AZMAN	Honda CBR600RR 1'36.241

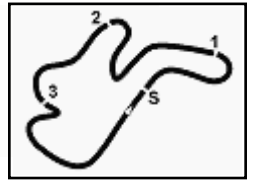
SPEED		
1	51 J. MASIA	Ducati Panigale V2 285,4
2	24 L. TACCINI	Ducati Panigale V2 283,9
3	23 M. SCHROETTER	Ducati Panigale V2 283,9
4	32 D. BAYLISS	Triumph Street Triple RS 765 282,5
5	20 X. CARDELLUS	Ducati Panigale V2 281,7
6	68 L. POWER	MV Agusta F3 800 RR 281,7
7	7 L. VENEMAN	Ducati Panigale V2 281,7
8	52 J. ALCOBA	Kawasaki ZX-6R 636 281,0
9	29 H. VOIGHT	Ducati Panigale V2 281,0
10	5 N. ANTONELLI	Yamaha YZF R9 280,3
11	50 D. VOSTATEK	Ducati Panigale V2 280,3
12	69 T. BOOTH-AMOS	Triumph Street Triple RS 765 277,4
13	27 K. TOBA	Honda CBR600RR 276,0
14	53 V. DEBISE	Ducati Panigale V2 275,3
15	4 L. ARBEL	MV Agusta F3 800 RR 274,6
16	63 S. AZMAN	Honda CBR600RR 273,9
17	62 S. MANZI	Yamaha YZF R9 273,2
18	94 L. MAHIAS	Yamaha YZF R9 272,5
19	61 C. ONCU	Yamaha YZF R9 272,5
20	11 B. BENDSNEYDER	MV Agusta F3 800 RR 271,8
21	21 M. RINALDI	Yamaha YZF R9 271,8
22	57 A. MAHENDRA	Yamaha YZF R9 271,1
23	43 S. JESPERSEN	Ducati Panigale V2 265,8

SEG. 1		SEG. 2		SEG. 3		SEG. 4	
1	5 N. ANTONELLI 22.198	1	23 M. SCHROETTER 26.740	1	53 V. DEBISE 17.562	1	61 C. ONCU 25.678
2	61 C. ONCU 22.207	2	69 T. BOOTH-AMOS 26.762	2	61 C. ONCU 17.616	2	23 M. SCHROETTER 25.734
3	51 J. MASIA 22.215	3	53 V. DEBISE 26.770	3	69 T. BOOTH-AMOS 17.619	3	53 V. DEBISE 25.821
4	23 M. SCHROETTER 22.215	4	61 C. ONCU 26.862	4	51 J. MASIA 17.652	4	32 D. BAYLISS 25.869
5	53 V. DEBISE 22.218	5	51 J. MASIA 26.882	5	5 N. ANTONELLI 17.656	5	69 T. BOOTH-AMOS 25.935
6	20 X. CARDELLUS 22.263	6	32 D. BAYLISS 26.947	6	23 M. SCHROETTER 17.657	6	29 H. VOIGHT 25.939
7	62 S. MANZI 22.272	7	62 S. MANZI 26.963	7	32 D. BAYLISS 17.740	7	50 D. VOSTATEK 25.941
8	32 D. BAYLISS 22.282	8	11 B. BENDSNEYDER 26.966	8	20 X. CARDELLUS 17.741	8	24 L. TACCINI 25.944
9	29 H. VOIGHT 22.287	9	5 N. ANTONELLI 27.020	9	11 B. BENDSNEYDER 17.758	9	5 N. ANTONELLI 25.946
10	94 L. MAHIAS 22.365	10	29 H. VOIGHT 27.024	10	24 L. TACCINI 17.760	10	51 J. MASIA 25.971
11	24 L. TACCINI 22.365	11	94 L. MAHIAS 27.056	11	50 D. VOSTATEK 17.789	11	20 X. CARDELLUS 25.987
12	69 T. BOOTH-AMOS 22.395	12	52 J. ALCOBA 27.058	12	62 S. MANZI 17.790	12	11 B. BENDSNEYDER 25.997
13	27 K. TOBA 22.399	13	57 A. MAHENDRA 27.107	13	29 H. VOIGHT 17.813	13	62 S. MANZI 26.042
14	11 B. BENDSNEYDER 22.404	14	50 D. VOSTATEK 27.125	14	94 L. MAHIAS 17.819	14	52 J. ALCOBA 26.058
15	50 D. VOSTATEK 22.419	15	20 X. CARDELLUS 27.126	15	21 M. RINALDI 17.836	15	27 K. TOBA 26.113
16	52 J. ALCOBA 22.453	16	68 L. POWER 27.134	16	52 J. ALCOBA 17.840	16	94 L. MAHIAS 26.122
17	7 L. VENEMAN 22.471	17	24 L. TACCINI 27.142	17	68 L. POWER 17.843	17	57 A. MAHENDRA 26.152
18	21 M. RINALDI 22.499	18	21 M. RINALDI 27.198	18	7 L. VENEMAN 17.854	18	43 S. JESPERSEN 26.165
19	57 A. MAHENDRA 22.511	19	27 K. TOBA 27.258	19	57 A. MAHENDRA 17.858	19	21 M. RINALDI 26.183
20	68 L. POWER 22.555	20	43 S. JESPERSEN 27.286	20	27 K. TOBA 17.946	20	68 L. POWER 26.195
21	63 S. AZMAN 22.794	21	7 L. VENEMAN 27.353	21	43 S. JESPERSEN 18.036	21	7 L. VENEMAN 26.255
22	4 L. ARBEL 22.831	22	4 L. ARBEL 27.427	22	4 L. ARBEL 18.082	22	4 L. ARBEL 26.402
23	43 S. JESPERSEN 22.836	23	63 S. AZMAN 27.846	23	63 S. AZMAN 18.446	23	63 S. AZMAN 26.788

22/02/2025

These data/results cannot be reproduced, stored and/or transmitted in whole or in part by any manner of electronic, mechanical, photocopying, recording, broadcasting or otherwise now known or herein after developed without the previous express consent by the copyright owner, except for reproduction in daily press and regular printed publications on sale to the public within 60 days of the event related to those data/results and always provided that copyright symbol appears together as follows below.

© DORNA WSBK ORGANIZATION Srl 2025

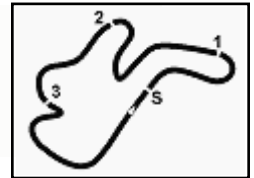


Phillip Island 4.445 m

Australian Round, 21-23 February 2025
Ideal Times Warm Up 1

No.	Rider	Nat	Bike	Seg. 1	Seg. 2	Seg. 3	Seg. 4	Ideal Time				
				Diff. 1	Diff. 2	Diff. 3	Diff. 4	Best Lap	Pos.	Diff.		
1	23 M. SCHROETTER	GER	Ducati Panigale V2	22.215 +0.098	26.740 +0.074	17.657 +0.038	25.734 +0.008	1'32.346 1'32.564		3	0.218	
2	61 C. ONCU	TUR	Yamaha YZF R9	22.207	26.862	17.616	25.678	1'32.363 1'32.363		1		
3	53 V. DEBISE	FRA	Ducati Panigale V2	22.218	26.770	17.562 +0.017	25.821 +0.051	1'32.371 1'32.439		2	0.068	
4	69 T. BOOTH-AMOS	GBR	Triumph Street Triple RS 765	22.395	26.762	17.619 +0.019	25.935 +0.081	1'32.711 1'32.811		4	0.100	
5	51 J. MASIA	ESP	Ducati Panigale V2	22.215	26.882 +0.044	17.652 +0.144	25.971 +0.007	1'32.720 1'32.915		5	0.195	
6	5 N. ANTONELLI	ITA	Yamaha YZF R9	22.198	27.020 +0.028	17.656 +0.102	25.946 +0.007	1'32.820 1'32.957		6	0.137	
7	32 D. BAYLISS	AUS	Triumph Street Triple RS 765	22.282 +0.024	26.947 +0.036	17.740 +0.103	25.869 +0.038	1'32.838 1'33.039		7	0.201	
8	29 H. VOIGHT	AUS	Ducati Panigale V2	22.287 +0.172	27.024	17.813	25.939 +0.054	1'33.063 1'33.289		11	0.226	
9	62 S. MANZI	ITA	Yamaha YZF R9	22.272 +0.077	26.963 +0.061	17.790 +0.012	26.042	1'33.067 1'33.217		10	0.150	
10	20 X. CARDELIUS	AND	Ducati Panigale V2	22.263	27.126	17.741 +0.031	25.987	1'33.117 1'33.148		9	0.031	
11	11 B. BENDSNEYDER	NED	MV Agusta F3 800 RR	22.404	26.966	17.758	25.997	1'33.125 1'33.125		8		
12	24 L. TACCINI	ITA	Ducati Panigale V2	22.365 +0.182	27.142 +0.096	17.760	25.944	1'33.211 1'33.489		13	0.278	
13	50 D. VOSTATEK	CZE	Ducati Panigale V2	22.419	27.125 +0.192	17.789	25.941	1'33.274 1'33.466		12	0.192	
14	94 L. MAHIAS	FRA	Yamaha YZF R9	22.365	27.056	17.819 +0.090	26.122 +0.329	1'33.362 1'33.781		17	0.419	
15	52 J. ALCOBA	ESP	Kawasaki ZX-6R 636	22.453	27.058 +0.031	17.840 +0.046	26.058 +0.182	1'33.409 1'33.668		14	0.259	
16	57 A. MAHENDRA	INA	Yamaha YZF R9	22.511 +0.098	27.107	17.858 +0.082	26.152	1'33.628 1'33.808		18	0.180	
17	27 K. TOBA	JPN	Honda CBR600RR	22.399	27.258 +0.122	17.946 +0.068	26.113	1'33.716 1'33.906		19	0.190	
18	21 M. RINALDI	ITA	Yamaha YZF R9	22.499 +0.010	27.198	17.836	26.183	1'33.716 1'33.726		15	0.010	
19	68 L. POWER	AUS	MV Agusta F3 800 RR	22.555	27.134	17.843	26.195	1'33.727 1'33.727		16		
20	7 L. VENEMAN	NED	Ducati Panigale V2	22.471 +0.089	27.353 +0.069	17.854	26.255 +0.029	1'33.933 1'34.120		20	0.187	
21	4 L. ARBEL	FRA	MV Agusta F3 800 RR	22.831	27.427 +0.121	18.082 +0.044	26.402	1'34.742 1'34.907		22	0.165	
22	63 S. AZMAN	MAS	Honda CBR600RR	22.794	27.846 +0.034	18.446 +0.067	26.788 +0.266	1'35.874 1'36.241		23	0.367	
	43 S. JESPERSEN	DEN	Ducati Panigale V2	One or more sectors missing					1'34.276			
Overall Ideal Time				22.198	26.740	17.562	25.678	1'32.178				

22/02/2025
These data/results cannot be reproduced, stored and/or transmitted in whole or in part by any manner of electronic, mechanical, photocopying, recording, broadcasting or otherwise now known or herein after developed without the previous express consent by the copyright owner, except for reproduction in daily press and regular printed publications on sale to the public within 60 days of the event related to those data/results and always provided that copyright symbol appears together as follows below.
© DORNA WSBK ORGANIZATION Srl 2025



Phillip Island 4.445 m

Australian Round, 21-23 February 2025
Chronological Analysis Warm Up 1

7 22.419 27.317 17.789 25.941 1'33.466 278,8 10:41'20.478

13° 24 L. TACCINI [1'33.489]							
Lap	Seg.1	Seg.2	Seg.3	Seg.4	Lap Time	km/h	Local Time
							10:30'03.319
1	32.464	27.848	17.972	26.618	1'44.902P		10:31'48.221
2	23.789	29.290	18.029	26.143	1'37.251	273,2	10:33'25.472
3	22.547	27.238	17.760	25.944	1'33.489	283,9	10:34'58.961
4	22.377	27.172	17.857	26.545	1'33.951	278,8	10:36'32.912
5	22.611	27.142	17.866	26.331	1'33.950	276,0	10:38'06.862
6	24.470	28.152	18.477	27.744	1'38.843	275,3	10:39'45.705
7	22.365	27.162	17.825	26.221	1'33.573	280,3	10:41'19.278

14° 52 J. ALCOBA [1'33.668]							
Lap	Seg.1	Seg.2	Seg.3	Seg.4	Lap Time	km/h	Local Time
							10:30'16.365
1	31.587	27.620	17.990	26.293	1'43.490P		10:31'59.855
2	23.037	27.081	18.040	26.058	1'34.216	278,1	10:33'34.071
3	22.541	27.178	18.047	26.089	1'33.855	281,0	10:35'07.926
4	22.533	27.058	17.840	26.489	1'33.920C	279,5	10:36'41.846
5	22.739	27.622	18.007	26.225	1'34.593	269,1	10:38'16.439
6	22.613	27.192	17.866	26.172	1'33.843	275,3	10:39'50.282
7	22.453	27.089	17.886	26.240	1'33.668	278,8	10:41'23.950

15° 21 M. RINALDI [1'33.726]							
Lap	Seg.1	Seg.2	Seg.3	Seg.4	Lap Time	km/h	Local Time
							10:30'36.257
1	33.043	29.105	18.234	26.688	1'47.070P		10:32'23.327
2	23.413	27.719	17.999	26.255	1'35.386	268,4	10:33'58.713
3	22.687	27.529	17.868	26.267	1'34.351	269,1	10:35'33.064
4	22.509	27.198	17.836	26.183	1'33.726	268,4	10:37'06.790
5	22.652	27.263	17.856	26.221	1'33.992	271,8	10:38'40.782
6	22.499	31.003	18.296	26.792	1'38.590	271,8	10:40'19.372

16° 68 L. POWER [1'33.727]							
Lap	Seg.1	Seg.2	Seg.3	Seg.4	Lap Time	km/h	Local Time
							10:30'08.733
1	32.269	28.438	18.430	26.492	1'45.629P		10:31'54.362
2	22.555	27.134	17.843	26.195	1'33.727	281,7	10:33'28.089
3	22.840	27.843	18.043	5'12.771	6'21.497P	276,0	10:39'49.586
4	35.539	28.116	18.260	27.688	1'49.603P		10:41'39.189

17° 94 L. MAHIAS [1'33.781]							
Lap	Seg.1	Seg.2	Seg.3	Seg.4	Lap Time	km/h	Local Time
							10:30'12.006
1	32.418	28.773	18.266	27.219	1'46.676P		10:31'58.682
2	22.365	27.056	17.909	26.451	1'33.781	272,5	10:33'32.463
3	22.705	27.136	17.889	26.122	1'33.852	268,4	10:35'06.315
4	22.523	27.111	17.846	2'07.839	3'15.319P	272,5	10:38'21.634
5	31.949	27.209	17.819	28.422	1'45.399P		10:40'07.033

18° 57 A. MAHENDRA [1'33.808]							
Lap	Seg.1	Seg.2	Seg.3	Seg.4	Lap Time	km/h	Local Time
							10:30'05.542
1	32.012	27.431	17.947	1'36.846	2'54.236P		10:32'59.778
2	31.501	27.152	17.858	26.233	1'42.744P		10:34'42.522
3	22.511	27.207	17.977	26.245	1'33.940	271,1	10:36'16.462
4	22.609	27.107	17.940	26.152	1'33.808	269,1	10:37'50.270
5	22.584	27.362	18.011	26.315	1'34.272	269,1	10:39'24.542
6	23.587	27.667	18.258	26.665	1'36.177	269,8	10:41'00.719

19° 27 K. TOBA [1'33.906]							
Lap	Seg.1	Seg.2	Seg.3	Seg.4	Lap Time	km/h	Local Time
1	32.499	28.270	18.415	26.769	1'45.953P		10:30'18.368
2	22.721	27.258	18.055	26.313	1'34.347	275,3	10:33'38.668
3	22.479	27.395	17.973	26.402	1'34.249	274,6	10:35'12.917
4	22.576	27.322	17.946	26.227	1'34.071	276,0	10:36'46.988
5	22.399	27.380	18.014	26.113	1'33.906	273,9	10:38'20.894
6			19.353	27.800	2'24.359	275,3	10:40'45.253

20° 7 L. VENEMAN [1'34.120]							
Lap	Seg.1	Seg.2	Seg.3	Seg.4	Lap Time	km/h	Local Time
1	32.901	28.750	18.254	26.869	1'46.774P		10:30'11.901
2	22.739	27.581	17.872	26.277	1'34.469	271,1	10:33'33.144
3	23.020	27.509	17.886	26.337	1'34.752	281,7	10:35'07.896
4	22.828	27.353	17.890	26.438	1'34.509	277,4	10:36'42.405
5	22.508	27.662	18.035	26.424	1'34.629	273,9	10:38'17.034
6	22.471	27.426	18.041	26.255	1'34.193	275,3	10:39'51.227
7	22.560	27.422	17.854	26.284	1'34.120	277,4	10:41'25.347

21° 43 S. JESPERSEN [1'34.276]							
Lap	Seg.1	Seg.2	Seg.3	Seg.4	Lap Time	km/h	Local Time
1	32.589	29.383	18.777	27.524	1'48.273P		10:30'24.617
2	22.836	27.286	18.036	26.165	1'34.323	265,8	10:33'47.213
3					1'34.276		10:35'21.489
4					1'34.472		10:36'55.961
5					1'34.743		10:38'30.704
6					1'35.626		10:40'06.330

22° 4 L. ARBEL [1'34.907]							
Lap	Seg.1	Seg.2	Seg.3	Seg.4	Lap Time	km/h	Local Time
1	33.153	28.405	18.778	26.890	1'47.226P		10:30'06.963
2	25.559	27.836	18.707	26.538	1'38.640	267,1	10:33'32.829
3	22.901	27.427	18.247	26.510	1'35.085	274,6	10:35'07.914
4	23.044	27.435	18.082	26.583	1'35.144	272,5	10:36'43.058
5	22.889	27.526	18.257	26.614	1'35.286	274,6	10:38'18.344
6	22.831	27.548	18.126	26.402	1'34.907	274,6	10:39'53.251
7	23.044	27.464	18.227	26.822	1'35.557	271,8	10:41'28.808

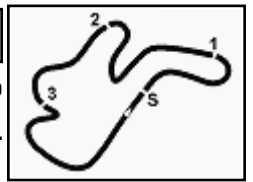
23° 63 S. AZMAN [1'36.241]							
Lap	Seg.1	Seg.2	Seg.3	Seg.4	Lap Time	km/h	Local Time
1	32.067	28.971	18.917	27.293	1'47.248P		10:30'17.234
2	23.332	27.846	18.446	26.788	1'36.412	273,2	10:33'40.894
3	23.000	29.024	18.787	30.864	1'41.675	270,5	10:35'22.569
4	22.794	27.880	18.513	27.054	1'36.241	273,9	10:36'58.810
5	23.516	28.582	18.798	27.094	1'37.990	270,5	10:38'36.800
6	23.019	28.004	18.581	26.896	1'36.500	269,1	10:40'13.300

22/02/2025 P = Pits In/Out - C = Lap Time Cancelled

These data/results cannot be reproduced, stored and/or transmitted in whole or in part by any manner of electronic, mechanical, photocopying, recording, broadcasting or otherwise now known or herein after developed without the previous express consent by the copyright owner, except for reproduction in daily press and regular printed publications on sale to the public within 60 days of the event related to those data/results and always provided that copyright symbol appears together as follows below.

© DORNA WSBK ORGANIZATION Srl 2025





Phillip Island 4.445 m

Australian Round, 21-23 February 2025
Best Laps & Speeds

No.	Rider Bike	Nat	Best Lap		FP		SP		WUP1									
			LL	SPD	LL	SPD	LL	SPD	LL	SPD								
1	11 B. BENDSNEYDER MV Agusta F3 800 RR	NED	1'32.310 28 271,8		1'32.481 12 269,8		1'32.310 11 264,5		1'33.125 5 271,8									
2	61 C. ONCU Yamaha YZF R9	TUR	1'32.363 37 278,8		1'32.717 14 271,1		1'32.644 17 278,8		1'32.363 6 272,5									
3	53 V. DEBISE Ducati Panigale V2	FRA	1'32.364 40 276,7		1'32.364 15 276,7		1'32.724 19 273,9		1'32.439 6 275,3									
4	69 T. BOOTH-AMOS Triumph Street Triple RS 765	GBR	1'32.391 33 277,4		1'32.391 11 276,7		1'32.499 16 270,5		1'32.811 6 277,4									
5	23 M. SCHROETTER Ducati Panigale V2	GER	1'32.564 35 283,9		1'32.570 13 278,1		1'32.849 15 273,9		1'32.564 7 283,9									
6	94 L. MAHIAS Yamaha YZF R9	FRA	1'32.635 29 274,6		1'32.690 12 274,6		1'32.635 12 271,8		1'33.781 5 272,5									
7	27 K. TOBA Honda CBR600RR	JPN	1'32.743 23 276,0		1'32.743 16 274,6		1 255,1		1'33.906 6 276,0									
8	51 J. MASIA Ducati Panigale V2	ESP	1'32.765 36 285,4		1'32.892 12 273,9		1'32.765 17 273,2		1'32.915 7 285,4									
9	77 F. FARIOLI MV Agusta F3 800 RR	ITA	1'32.789 4 280,3		1'32.789 4 280,3													
10	32 D. BAYLISS Triumph Street Triple RS 765	AUS	1'32.814 36 282,5		1'32.824 12 273,2		1'32.814 17 268,4		1'33.039 7 282,5									
11	62 S. MANZI Yamaha YZF R9	ITA	1'32.841 40 273,2		1'32.940 16 273,2		1'32.841 18 265,1		1'33.217 6 273,2									
12	21 M. RINALDI Yamaha YZF R9	ITA	1'32.889 38 271,8		1'32.911 14 270,5		1'32.889 18 268,4		1'33.726 6 271,8									
13	20 X. CARDELUS Ducati Panigale V2	AND	1'32.933 37 281,7		1'32.933 12 273,9		1'32.945 18 269,8		1'33.148 7 281,7									
14	5 N. ANTONELLI Yamaha YZF R9	ITA	1'32.957 37 280,3		1'33.535 13 270,5		1'33.201 17 270,5		1'32.957 7 280,3									
15	29 H. VOIGHT Ducati Panigale V2	AUS	1'33.085 24 281,0		1'33.085 14 273,2		3 259,4		1'33.289 7 281,0									
16	24 L. TACCINI Ducati Panigale V2	ITA	1'33.091 37 283,9		1'33.704 13 274,6		1'33.091 17 273,2		1'33.489 7 283,9									
17	57 A. MAHENDRA Yamaha YZF R9	INA	1'33.168 35 275,3		1'33.168 12 275,3		1'33.224 17 267,1		1'33.808 6 271,1									
18	52 J. ALCOBA Kawasaki ZX-6R 636	ESP	1'33.451 24 281,0				1'33.451 17 268,4		1'33.668 7 281,0									
19	50 D. VOSTATEK Ducati Panigale V2	CZE	1'33.466 36 280,3		1'33.716 10 274,6		1'33.627 19 268,4		1'33.466 7 280,3									
20	43 S. JESPERSEN Ducati Panigale V2	DEN	1'33.720 34 281,0		1'33.720 13 281,0		1'34.074 15 271,8		1'34.276 6 265,8									
21	68 L. POWER MV Agusta F3 800 RR	AUS	1'33.727 23 281,7		1'33.955 4 273,9		1'33.825 15 264,5		1'33.727 4 281,7									
22	7 L. VENEMAN Ducati Panigale V2	NED	1'34.111 36 281,7		1'34.265 10 273,9		1'34.111 19 272,5		1'34.120 7 281,7									
23	63 S. AZMAN Honda CBR600RR	MAS	1'34.601 32 273,9		1'34.601 11 271,1		1'35.182 15 269,1		1'36.241 6 273,9									
24	4 L. ARBEL MV Agusta F3 800 RR	FRA	1'34.907 37 274,6		1'35.767 13 266,5		1'35.071 17 261,3		1'34.907 7 274,6									

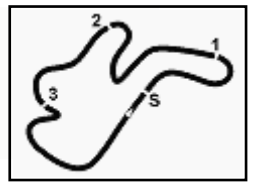
22/02/2025

These data/results cannot be reproduced, stored and/or transmitted in whole or in part by any manner of electronic, mechanical, photocopying, recording, broadcasting or otherwise now known or herein after developed without the previous express consent by the copyright owner, except for reproduction in daily press and regular printed publications on sale to the public within 60 days of the event related to those data/results and always provided that copyright symbol appears together as follows below.

© DORNA WSBK ORGANIZATION Srl 2025

FICR PERUGIA TIMING





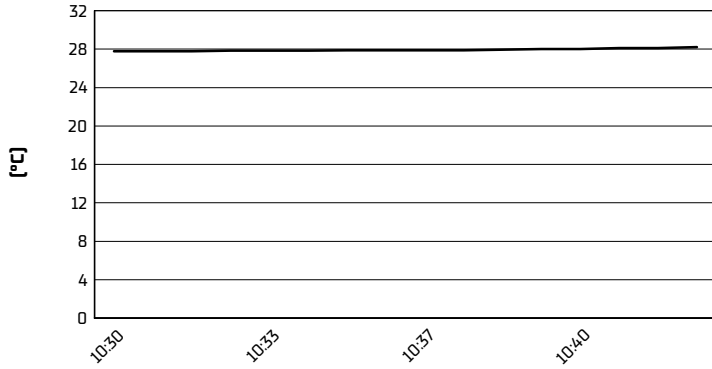
Phillip Island 4.445 m

Australian Round, 21-23 February 2025

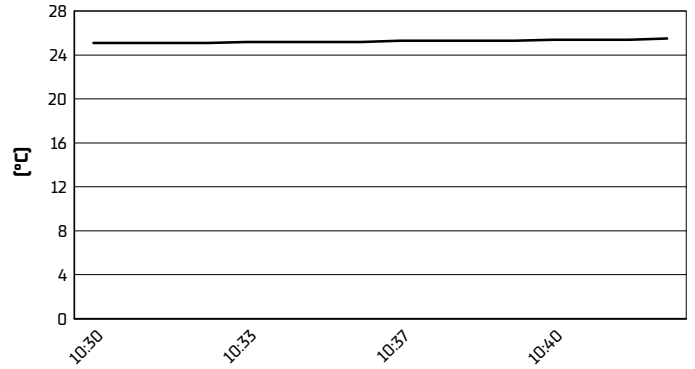
Weather Report Warm Up 1

Session started 10:30 - Session ended 10:42


Air Temperature



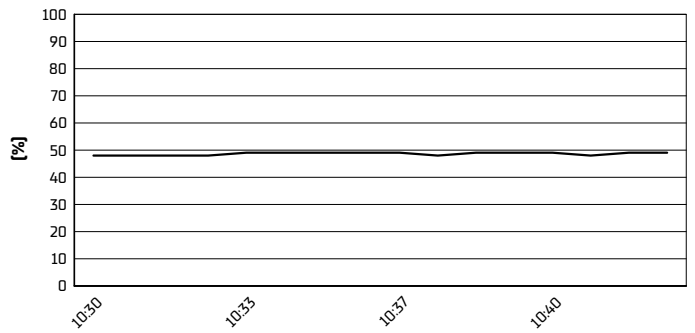
Track Temperature



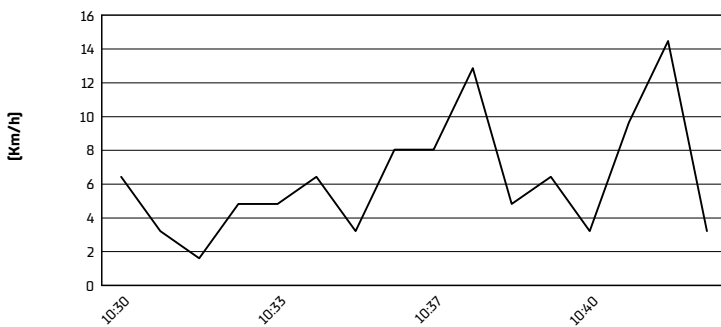
Air Pressure



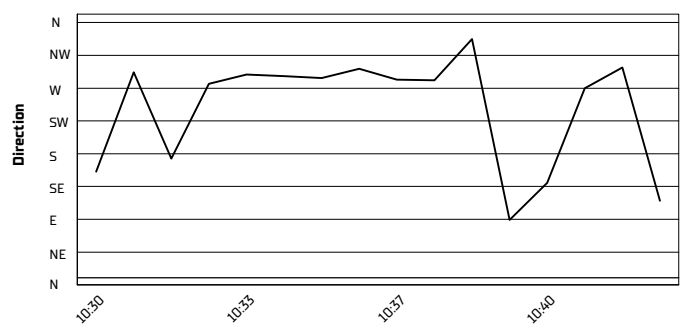
Humidity



Wind Speed



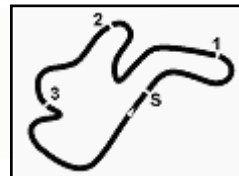
Wind Direction



22/02/2025

These data/results cannot be reproduced, stored and/or transmitted in whole or in part by any manner of electronic, mechanical, photocopying, recording, broadcasting or otherwise now known or herein after developed without the previous express consent by the copyright owner, except for reproduction in daily press and regular printed publications on sale to the public within 60 days of the event related to those data/results and always provided that copyright symbol appears together as follows below.

© DORNA WSBK ORGANIZATION Srl 2025



Phillip Island 4.445 m

Australian Round, 21-23 February 2025
Starting Grid - Race 1 (18 Laps x 4,445 km = 80,010 km)

1	1	11 BENDSNEYDER B. MV Agusta 1'32.310	2	69 BOOTH-AMOS T. Triumph 1'32.499	3	94 MAHIAS L. Yamaha 1'32.635
2	4	61 ONCU C. Yamaha 1'32.644	5	53 DEBISE V. Ducati 1'32.724	6	51 MASIA J. Ducati 1'32.765
3	7	32 BAYLISS D. Triumph 1'32.814	8	62 MANZI S. Yamaha 1'32.841	9	23 SCHROETTER M. Ducati 1'32.849
4	10	21 RINALDI M. Yamaha 1'32.889	11	20 CARDELUS X. Ducati 1'32.945	12	24 TACCINI L. Ducati 1'33.091
5	13	5 ANTONELLI N. Yamaha 1'33.201	14	57 MAHENDRA A. Yamaha 1'33.224	15	52 ALCOBA J. Kawasaki 1'33.451
6	16	50 VOSTATEK O. Ducati 1'33.627	17	68 POWER L. MV 1'33.825	18	43 JESPERSEN S. Ducati 1'34.074
7	19	7 VENEMAN L. Ducati 1'34.111	20	4 ARBEL L. MV 1'35.071	21	63 AZMAN S. Honda 1'35.182
8	22	27 TOBA K. Honda	23	29 VOIGHT H. Ducati		

22/02/2025 The Race Director

These data/results cannot be reproduced, stored and/or transmitted in whole or in part by any manner of electronic, mechanical, photocopying, recording, broadcasting or otherwise now known or herein after developed without the previous express consent by the copyright owner, except for reproduction in daily press and regular printed publications on sale to the public within 60 days of the event related to those data/results and always provided that copyright symbol appears together as follows below. © DORNA WSBK ORGANIZATION Srl 2025