

**Australian Round, 21-23 February 2025**  
**Results Warm Up 2**

No.	Rider	Nat	Team	Bike	Time	Gap	Rel.	Laps	Speed	
									Avg	Max
1	<b>23 M. SCHROETTER</b>	GER	WRP Racing	Ducati Panigale V2	<b>1'32.156</b>			6	173,640	<b>271,8</b>
2	<b>61 C. ONCU</b>	TUR	Yamaha BLU CRU Evan Bros Team	Yamaha YZF R9	<b>1'32.565</b>	0.409	0.409	6	172,873	<b>273,2</b>
3	<b>11 B. BENDSNEYDER</b>	NED	MV Agusta Reparto Corse	MV Agusta F3 800 RR	<b>1'32.761</b>	0.605	0.196	6	172,508	<b>266,5</b>
4	<b>94 L. MAHIAS</b>	FRA	GMT94-YAMAHA	Yamaha YZF R9	<b>1'32.793</b>	0.637	0.032	6	172,448	<b>274,6</b>
5	<b>51 J. MASIA</b>	ESP	Orelac Racing Verdnature	Ducati Panigale V2	<b>1'32.917</b>	0.761	0.124	6	172,218	<b>270,5</b>
6	<b>21 M. RINALDI</b>	ITA	GMT94-YAMAHA	Yamaha YZF R9	<b>1'32.960</b>	0.804	0.043	6	172,139	<b>265,8</b>
7	<b>69 T. BOOTH-AMOS</b>	GBR	PTR Triumph Factory Racing	Triumph Street Triple RS 765	<b>1'32.982</b>	0.826	0.022	6	172,098	<b>269,8</b>
8	<b>20 X. CARDELUS</b>	AND	Orelac Racing Verdnature	Ducati Panigale V2	<b>1'32.993</b>	0.837	0.011	6	172,077	<b>269,8</b>
9	<b>5 N. ANTONELLI</b>	ITA	VFT Racing	Yamaha YZF R9	<b>1'33.117</b>	0.961	0.124	6	171,848	<b>271,1</b>
10	<b>27 K. TOBA</b>	JPN	PETRONAS MIE Honda Racing Team	Honda CBR600RR	<b>1'33.133</b>	0.977	0.016	6	171,819	<b>271,1</b>
11	<b>53 V. DEBISE</b>	FRA	Renzi Corse	Ducati Panigale V2	<b>1'33.226</b>	1.070	0.093	7	171,647	<b>265,1</b>
12	<b>62 S. MANZI</b>	ITA	Pata Yamaha Ten Kate Racing	Yamaha YZF R9	<b>1'33.340</b>	1.184	0.114	6	171,438	<b>271,8</b>
13	<b>57 A. MAHENDRA</b>	INA	Yamaha BLU CRU Evan Bros Team	Yamaha YZF R9	<b>1'33.348</b>	1.192	0.008	5	171,423	<b>268,4</b>
14	<b>52 J. ALCOBA</b>	ESP	Kawasaki WorldSSP Team	Kawasaki ZX-6R 636	<b>1'33.411</b>	1.255	0.063	6	171,307	<b>270,5</b>
15	<b>29 H. VOIGHT</b>	AUS	D34G WorldSSP Racing Team	Ducati Panigale V2	<b>1'33.511</b>	1.355	0.100	7	171,124	<b>269,8</b>
16	<b>50 O. VOSTATEK</b>	CZE	WRP Racing	Ducati Panigale V2	<b>1'33.549</b>	1.393	0.038	6	171,055	<b>270,5</b>
17	<b>32 O. BAYLISS</b>	AUS	PTR Triumph Factory Racing	Triumph Street Triple RS 765	<b>1'33.721</b>	1.565	0.172	6	170,741	<b>273,9</b>
18	<b>24 L. TACCINI</b>	ITA	Ecosantagata Althea Racing Team	Ducati Panigale V2	<b>1'33.962</b>	1.806	0.241	7	170,303	<b>278,8</b>
19	<b>43 S. JESPERSEN</b>	DEN	Ecosantagata Althea Racing Team	Ducati Panigale V2	<b>1'34.232</b>	2.076	0.270	6	169,815	<b>276,0</b>
20	<b>68 L. POWER</b>	AUS	Motozoo ME air Racing	MV Agusta F3 800 RR	<b>1'34.267</b>	2.111	0.035	6	169,752	<b>266,5</b>
21	<b>4 L. ARBEL</b>	FRA	Team Flembbo-Pilote Moto Production	MV Agusta F3 800 RR	<b>1'34.493</b>	2.337	0.226	6	169,346	<b>263,9</b>
22	<b>63 S. AZMAN</b>	MAS	PETRONAS MIE Honda Racing Team	Honda CBR600RR	<b>1'34.952</b>	2.796	0.459	6	168,527	<b>265,8</b>
23	<b>7 L. VENEMAN</b>	NED	EAB Racing Team	Ducati Panigale V2	<b>1'35.426</b>	3.270	0.474	7	167,690	<b>266,5</b>

**Qualifying Lap Time (105% of 1'32.156): 1'36.764**

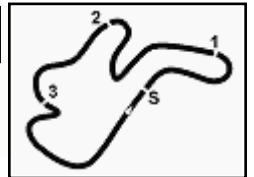
AIR	Humidity:	73%	Temp:	22°C
TRACK	Condition:	Dry	Temp:	27°C

Records	Pole	[SP]	2024 A.Huertas	1'31.407	175,060	Km/h
	Race	[RC1]	2024 Y.Montella	1'31.271	175,320	Km/h
	All Times	[WUP1]	2024 S.Manzi	1'31.249	175,370	Km/h

Start 23/02/2025 10:55 End 11:07 The results are provisional until the end of the time limit for protests and appeals and the completion of the technical checks.

These data/results cannot be reproduced, stored and/or transmitted in whole or in part by any manner of electronic, mechanical, photocopying, recording, broadcasting or otherwise now known or herein after developed without the previous express consent by the copyright owner, except for reproduction in daily press and regular printed publications on sale to the public within 60 days of the event related to those data/results and always provided that copyright symbol appears together as follows below.

© DORNA WSBK ORGANIZATION Srl 2025



**Australian Round, 21-23 February 2025**  
**Results Warm Up 2**

**Session Highlights**

Local Time	No. Rider	Description
10.55.00		Start of Session
10.55.04		WorldSSP Pit Intervention Time: 1min 18secs
10.57.53	<b>7 L. VENEMAN</b>	#7 Racelink GPS not working properly - It must be fixed before the race
10.58.56	<b>7 L. VENEMAN</b>	#7 Transponder NOT Working
11.02.18	<b>32 O. BAYLISS</b>	#32 On Asphalt - Rejoined - Turn 4
11.02.18	<b>68 L. POWER</b>	#68 On Asphalt - Rejoined - Turn 4
11.07.29		End of Session

**Fastest Laps Sequence**

No.	Rider	Nat	Team	Bike	Local Time	Time	Gap	Avg
<b>53</b>	<b>V. DEBISE</b>	FRA	Renzi Corse	Ducati Panigale V2	10:58'23.913	<b>1'34.086</b>		170,078
<b>20</b>	<b>X. CARDELUS</b>	AND	Orelac Racing Verdnatura	Ducati Panigale V2	10:58'29.717	<b>1'33.706</b>	-0.380	170,768
<b>11</b>	<b>B. BENDSNEYDER</b>	NED	MV Agusta Reparto Corse	MV Agusta F3 800 RR	10:59'07.623	<b>1'33.654</b>	-0.052	170,863
<b>23</b>	<b>M. SCHROETTER</b>	GER	WRP Racing	Ducati Panigale V2	10:59'20.301	<b>1'33.463</b>	-0.191	171,212
<b>53</b>	<b>V. DEBISE</b>	FRA	Renzi Corse	Ducati Panigale V2	10:59'57.139	<b>1'33.226</b>	-0.237	171,647
<b>20</b>	<b>X. CARDELUS</b>	AND	Orelac Racing Verdnatura	Ducati Panigale V2	11:00'02.929	<b>1'33.212</b>	-0.014	171,673
<b>61</b>	<b>C. ONCU</b>	TUR	Yamaha BLU CRU Evan Bros Team	Yamaha YZF R9	11:00'33.559	<b>1'32.865</b>	-0.347	172,315
<b>23</b>	<b>M. SCHROETTER</b>	GER	WRP Racing	Ducati Panigale V2	11:02'25.729	<b>1'32.513</b>	-0.352	172,970
<b>23</b>	<b>M. SCHROETTER</b>	GER	WRP Racing	Ducati Panigale V2	11:05'31.344	<b>1'32.156</b>	-0.357	173,640

23/02/2025 Start 10:55 End 11:07 The results are provisional until the end of the time limit for protests and appeals and the completion of the technical checks.

These data/results cannot be reproduced, stored and/or transmitted in whole or in part by any manner of electronic, mechanical, photocopying, recording, broadcasting or otherwise now known or herein after developed without the previous express consent by the copyright owner, except for reproduction in daily press and regular printed publications on sale to the public within 60 days of the event related to those data/results and always provided that copyright symbol appears together as follows below.

© DORNA WSBK ORGANIZATION Srl 2025

**Australian Round, 21-23 February 2025**  
**Best Sectors & Speed Warm Up 2**

BEST LAP		
1	<b>23</b> M. SCHROETTER	Ducati Panigale V2 1'32.156
2	<b>61</b> C. ONCU	Yamaha YZF R9 1'32.565
3	<b>11</b> B. BENDSNEYDER	MV Agusta F3 800 RR 1'32.761
4	<b>94</b> L. MAHIAS	Yamaha YZF R9 1'32.793
5	<b>51</b> J. MASIA	Ducati Panigale V2 1'32.917
6	<b>21</b> M. RINALDI	Yamaha YZF R9 1'32.960
7	<b>69</b> T. BOOTH-AMOS	Triumph Street Triple RS 765 1'32.982
8	<b>20</b> X. CARDELUS	Ducati Panigale V2 1'32.993
9	<b>5</b> N. ANTONELLI	Yamaha YZF R9 1'33.117
10	<b>27</b> K. TOBA	Honda CBR600RR 1'33.133
11	<b>53</b> V. DEBISE	Ducati Panigale V2 1'33.226
12	<b>62</b> S. MANZI	Yamaha YZF R9 1'33.340
13	<b>57</b> A. MAHENDRA	Yamaha YZF R9 1'33.348
14	<b>52</b> J. ALCOBA	Kawasaki ZX-6R 636 1'33.411
15	<b>29</b> H. VOIGHT	Ducati Panigale V2 1'33.511
16	<b>50</b> D. VOSTATEK	Ducati Panigale V2 1'33.549
17	<b>32</b> O. BAYLISS	Triumph Street Triple RS 765 1'33.721
18	<b>24</b> L. TACCINI	Ducati Panigale V2 1'33.962
19	<b>43</b> S. JESPERSEN	Ducati Panigale V2 1'34.232
20	<b>68</b> L. POWER	MV Agusta F3 800 RR 1'34.267
21	<b>4</b> L. ARBEL	MV Agusta F3 800 RR 1'34.493
22	<b>63</b> S. AZMAN	Honda CBR600RR 1'34.952
23	<b>7</b> L. VENEMAN	Ducati Panigale V2 1'35.426

SPEED		
1	<b>24</b> L. TACCINI	Ducati Panigale V2 278,8
2	<b>43</b> S. JESPERSEN	Ducati Panigale V2 276,0
3	<b>94</b> L. MAHIAS	Yamaha YZF R9 274,6
4	<b>32</b> O. BAYLISS	Triumph Street Triple RS 765 273,9
5	<b>61</b> C. ONCU	Yamaha YZF R9 273,2
6	<b>62</b> S. MANZI	Yamaha YZF R9 271,8
7	<b>23</b> M. SCHROETTER	Ducati Panigale V2 271,8
8	<b>27</b> K. TOBA	Honda CBR600RR 271,1
9	<b>5</b> N. ANTONELLI	Yamaha YZF R9 271,1
10	<b>51</b> J. MASIA	Ducati Panigale V2 270,5
11	<b>50</b> D. VOSTATEK	Ducati Panigale V2 270,5
12	<b>52</b> J. ALCOBA	Kawasaki ZX-6R 636 270,5
13	<b>20</b> X. CARDELUS	Ducati Panigale V2 269,8
14	<b>29</b> H. VOIGHT	Ducati Panigale V2 269,8
15	<b>69</b> T. BOOTH-AMOS	Triumph Street Triple RS 765 269,8
16	<b>57</b> A. MAHENDRA	Yamaha YZF R9 268,4
17	<b>7</b> L. VENEMAN	Ducati Panigale V2 266,5
18	<b>68</b> L. POWER	MV Agusta F3 800 RR 266,5
19	<b>11</b> B. BENDSNEYDER	MV Agusta F3 800 RR 266,5
20	<b>63</b> S. AZMAN	Honda CBR600RR 265,8
21	<b>21</b> M. RINALDI	Yamaha YZF R9 265,8
22	<b>53</b> V. DEBISE	Ducati Panigale V2 265,1
23	<b>4</b> L. ARBEL	MV Agusta F3 800 RR 263,9

SEG. 1	
1	<b>61</b> C. ONCU 22.124
2	<b>23</b> M. SCHROETTER 22.182
3	<b>94</b> L. MAHIAS 22.227
4	<b>27</b> K. TOBA 22.282
5	<b>20</b> X. CARDELUS 22.338
6	<b>51</b> J. MASIA 22.350
7	<b>5</b> N. ANTONELLI 22.385
8	<b>11</b> B. BENDSNEYDER 22.406
9	<b>21</b> M. RINALDI 22.406
10	<b>62</b> S. MANZI 22.447
11	<b>52</b> J. ALCOBA 22.450
12	<b>57</b> A. MAHENDRA 22.451
13	<b>29</b> H. VOIGHT 22.471
14	<b>53</b> V. DEBISE 22.520
15	<b>69</b> T. BOOTH-AMOS 22.542
16	<b>50</b> D. VOSTATEK 22.582
17	<b>24</b> L. TACCINI 22.610
18	<b>32</b> O. BAYLISS 22.621
19	<b>63</b> S. AZMAN 22.680
20	<b>68</b> L. POWER 22.684
21	<b>43</b> S. JESPERSEN 22.712
22	<b>7</b> L. VENEMAN 22.787
23	<b>4</b> L. ARBEL 22.874

SEG. 2	
1	<b>23</b> M. SCHROETTER 26.395
2	<b>61</b> C. ONCU 26.605
3	<b>51</b> J. MASIA 26.633
4	<b>69</b> T. BOOTH-AMOS 26.650
5	<b>11</b> B. BENDSNEYDER 26.665
6	<b>94</b> L. MAHIAS 26.672
7	<b>32</b> O. BAYLISS 26.748
8	<b>20</b> X. CARDELUS 26.768
9	<b>21</b> M. RINALDI 26.815
10	<b>53</b> V. DEBISE 26.819
11	<b>62</b> S. MANZI 26.852
12	<b>57</b> A. MAHENDRA 26.875
13	<b>27</b> K. TOBA 26.885
14	<b>52</b> J. ALCOBA 26.898
15	<b>5</b> N. ANTONELLI 26.906
16	<b>50</b> D. VOSTATEK 26.925
17	<b>24</b> L. TACCINI 26.988
18	<b>29</b> H. VOIGHT 27.037
19	<b>68</b> L. POWER 27.083
20	<b>43</b> S. JESPERSEN 27.090
21	<b>4</b> L. ARBEL 27.142
22	<b>63</b> S. AZMAN 27.229
23	<b>7</b> L. VENEMAN 27.576

SEG. 3	
1	<b>61</b> C. ONCU 17.608
2	<b>21</b> M. RINALDI 17.630
3	<b>11</b> B. BENDSNEYDER 17.632
4	<b>69</b> T. BOOTH-AMOS 17.636
5	<b>23</b> M. SCHROETTER 17.648
6	<b>20</b> X. CARDELUS 17.651
7	<b>53</b> V. DEBISE 17.661
8	<b>51</b> J. MASIA 17.666
9	<b>94</b> L. MAHIAS 17.680
10	<b>5</b> N. ANTONELLI 17.710
11	<b>62</b> S. MANZI 17.717
12	<b>50</b> D. VOSTATEK 17.745
13	<b>57</b> A. MAHENDRA 17.794
14	<b>29</b> H. VOIGHT 17.804
15	<b>52</b> J. ALCOBA 17.814
16	<b>27</b> K. TOBA 17.826
17	<b>32</b> O. BAYLISS 17.827
18	<b>68</b> L. POWER 17.934
19	<b>24</b> L. TACCINI 17.948
20	<b>4</b> L. ARBEL 18.007
21	<b>43</b> S. JESPERSEN 18.042
22	<b>63</b> S. AZMAN 18.061
23	<b>7</b> L. VENEMAN 18.124

SEG. 4	
1	<b>23</b> M. SCHROETTER 25.926
2	<b>11</b> B. BENDSNEYDER 25.973
3	<b>27</b> K. TOBA 25.979
4	<b>61</b> C. ONCU 26.009
5	<b>94</b> L. MAHIAS 26.026
6	<b>20</b> X. CARDELUS 26.035
7	<b>5</b> N. ANTONELLI 26.086
8	<b>53</b> V. DEBISE 26.105
9	<b>21</b> M. RINALDI 26.105
10	<b>69</b> T. BOOTH-AMOS 26.116
11	<b>29</b> H. VOIGHT 26.165
12	<b>52</b> J. ALCOBA 26.173
13	<b>51</b> J. MASIA 26.175
14	<b>57</b> A. MAHENDRA 26.182
15	<b>62</b> S. MANZI 26.219
16	<b>50</b> D. VOSTATEK 26.240
17	<b>32</b> O. BAYLISS 26.300
18	<b>24</b> L. TACCINI 26.333
19	<b>43</b> S. JESPERSEN 26.388
20	<b>4</b> L. ARBEL 26.470
21	<b>68</b> L. POWER 26.550
22	<b>7</b> L. VENEMAN 26.787
23	<b>63</b> S. AZMAN 26.846

23/02/2025

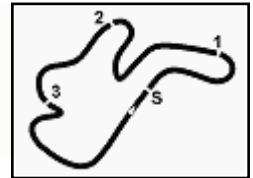
These data/results cannot be reproduced, stored and/or transmitted in whole or in part by any manner of electronic, mechanical, photocopying, recording, broadcasting or otherwise now known or herein after developed without the previous express consent by the copyright owner, except for reproduction in daily press and regular printed publications on sale to the public within 60 days of the event related to those data/results and always provided that copyright symbol appears together as follows below.

© DORNA WSBK ORGANIZATION Srl 2025

**Australian Round, 21-23 February 2025**  
**Ideal Times Warm Up 2**

No.	Rider	Nat	Bike	Seg. 1	Seg. 2	Seg. 3	Seg. 4	Ideal Time		
				Diff. 1	Diff. 2	Diff. 3	Diff. 4	Best Lap	Pos.	Diff.
1	<b>23 M. SCHROETTER</b>	GER	Ducati Panigale V2	22.182	<b>26.395</b>	17.648 +0.005	<b>25.926</b>	<b>1'32.151</b> 1'32.156	1	0.005
2	<b>61 C. ONCU</b>	TUR	Yamaha YZF R9	<b>22.124</b>	26.605	<b>17.608</b> +0.093	26.009 +0.126	<b>1'32.346</b> 1'32.565	2	0.219
3	<b>94 L. MAHIAS</b>	FRA	Yamaha YZF R9	22.227	26.672 +0.100	17.680 +0.031	26.026 +0.057	<b>1'32.605</b> 1'32.793	4	0.188
4	<b>11 B. BENDSNEYDER</b>	NED	MV Agusta F3 800 RR	22.406	26.665 +0.085	17.632	25.973	<b>1'32.676</b> 1'32.761	3	0.085
5	<b>20 X. CARDELJUS</b>	AND	Ducati Panigale V2	22.338	26.768	17.651 +0.044	26.035 +0.157	<b>1'32.792</b> 1'32.993	8	0.201
6	<b>51 J. MASIA</b>	ESP	Ducati Panigale V2	22.350 +0.064	26.633	17.666	26.175 +0.029	<b>1'32.824</b> 1'32.917	5	0.093
7	<b>69 T. BOOTH-AMOS</b>	GBR	Triumph Street Triple RS 765	22.542 +0.029	26.650	17.636	26.116 +0.009	<b>1'32.944</b> 1'32.982	7	0.038
8	<b>21 M. RINALDI</b>	ITA	Yamaha YZF R9	22.406	26.815 +0.004	17.630	26.105	<b>1'32.956</b> 1'32.960	6	0.004
9	<b>27 K. TOBA</b>	JPN	Honda CBR600RR	22.282	26.885	17.826 +0.063	25.979 +0.098	<b>1'32.972</b> 1'33.133	10	0.161
10	<b>5 N. ANTONELLI</b>	ITA	Yamaha YZF R9	22.385 +0.030	26.906	17.710	26.086	<b>1'33.087</b> 1'33.117	9	0.030
11	<b>53 V. DEBISE</b>	FRA	Ducati Panigale V2	22.520 +0.027	26.819	17.661 +0.010	26.105 +0.084	<b>1'33.105</b> 1'33.226	11	0.121
12	<b>62 S. MANZI</b>	ITA	Yamaha YZF R9	22.447	26.852 +0.069	17.717	26.219 +0.036	<b>1'33.235</b> 1'33.340	12	0.105
13	<b>57 A. MAHENDRA</b>	INA	Yamaha YZF R9	22.451	26.875	17.794	26.182 +0.046	<b>1'33.302</b> 1'33.348	13	0.046
14	<b>52 J. ALCOBA</b>	ESP	Kawasaki ZX-6R 636	22.450	26.898	17.814 +0.076	26.173	<b>1'33.335</b> 1'33.411	14	0.076
15	<b>29 H. VOIGHT</b>	AUS	Ducati Panigale V2	22.471 +0.010	27.037	17.804 +0.024	26.165	<b>1'33.477</b> 1'33.511	15	0.034
16	<b>50 D. VOSTATEK</b>	CZE	Ducati Panigale V2	22.582 +0.035	26.925	17.745	26.240 +0.022	<b>1'33.492</b> 1'33.549	16	0.057
17	<b>32 D. BAYLISS</b>	AUS	Triumph Street Triple RS 765	22.621 +0.207	26.748	17.827 +0.018	26.300	<b>1'33.496</b> 1'33.721	17	0.225
18	<b>24 L. TACCINI</b>	ITA	Ducati Panigale V2	22.610 +0.083	26.988	17.948	26.333	<b>1'33.879</b> 1'33.962	18	0.083
19	<b>43 S. JESPERSEN</b>	DEN	Ducati Panigale V2	22.712	27.090	18.042	26.388	<b>1'34.232</b> 1'34.232	19	
20	<b>68 L. POWER</b>	AUS	MV Agusta F3 800 RR	22.684	27.083	17.934 +0.016	26.550	<b>1'34.251</b> 1'34.267	20	0.016
21	<b>4 L. ARBEL</b>	FRA	MV Agusta F3 800 RR	22.874	27.142	18.007	26.470	<b>1'34.493</b> 1'34.493	21	
22	<b>63 S. AZMAN</b>	MAS	Honda CBR600RR	22.680 +0.121	27.229	18.061	26.846 +0.015	<b>1'34.816</b> 1'34.952	22	0.136
23	<b>7 L. VENEMAN</b>	NED	Ducati Panigale V2	22.787 +0.061	27.576	18.124	26.787 +0.091	<b>1'35.274</b> 1'35.426	23	0.152
<b>Overall Ideal Time</b>				22.124	26.395	17.608	25.926	<b>1'32.053</b>		

23/02/2025  
These data/results cannot be reproduced, stored and/or transmitted in whole or in part by any manner of electronic, mechanical, photocopying, recording, broadcasting or otherwise now known or herein after developed without the previous express consent by the copyright owner, except for reproduction in daily press and regular printed publications on sale to the public within 60 days of the event related to those data/results and always provided that copyright symbol appears together as follows below.  
© DORNA WSBK ORGANIZATION Srl 2025



Phillip Island 4.445 m

**Australian Round, 21-23 February 2025**  
**Chronological Analysis Warm Up 2**

1 / 2

1° 23 M. SCHROETTER (1'32.156)							
Lap	Seg1	Seg2	Seg3	Seg4	Lap Time	km/h	Local Time
							10:55'53.110
1	31.845	32.571	19.302	30.010	1'53.728P		10:57'46.838
2	22.634	26.871	17.926	26.032	1'33.463	267,1	10:59'20.301
3	22.460	26.674	17.818	25.963	1'32.915	269,8	11:00'53.216
4	22.316	26.581	<b>17.648</b>	25.968	1'32.513	269,8	11:02'25.729
5	22.467	27.239	17.768	25.985	1'33.459	<b>271,8</b>	11:03'59.188
6	<b>22.182</b>	<b>26.395</b>	17.653	<b>25.926</b>	<b>1'32.156</b>	<b>271,8</b>	11:05'31.344

2° 61 C. ONCU (1'32.565)							
Lap	Seg1	Seg2	Seg3	Seg4	Lap Time	km/h	Local Time
							10:55'24.162
1	35.623	34.261	18.595	<b>26.009</b>	1'54.488P		10:57'18.650
2	22.754	33.702	18.308	27.280	1'42.044	<b>273,2</b>	10:59'00.694
3	22.403	26.843	<b>17.608</b>	26.011	1'32.865	263,2	11:00'33.559
4	22.425	26.821	17.746	26.129	1'33.121	263,9	11:02'06.680
5	<b>22.124</b>	<b>26.605</b>	17.701	26.135	<b>1'32.565</b>	<b>273,2</b>	11:03'39.245
6	22.371	26.716	17.851	26.200	1'33.138	262,6	11:05'12.383

3° 11 B. BENDSNEYDER (1'32.761)							
Lap	Seg1	Seg2	Seg3	Seg4	Lap Time	km/h	Local Time
							10:55'47.581
1	34.431	27.462	18.172	26.323	1'46.388P		10:57'33.969
2	22.820	26.797	17.862	26.175	1'33.654	262,6	10:59'07.623
3	22.474	<b>26.665</b>	17.704	26.128	1'32.971	264,5	11:00'40.594
4	22.533	26.793	17.700	26.088	1'33.114	263,9	11:02'13.708
5	22.665	27.043	17.858	26.099	1'33.665	264,5	11:03'47.373
6	<b>22.406</b>	26.750	<b>17.632</b>	<b>25.973</b>	<b>1'32.761</b>	<b>266,5</b>	11:05'20.134

4° 94 L. MAHIAS (1'32.793)							
Lap	Seg1	Seg2	Seg3	Seg4	Lap Time	km/h	Local Time
							10:55'48.226
1	34.183	27.427	18.132	26.295	1'46.037P		10:57'34.263
2	22.678	26.843	17.894	26.255	1'33.670	268,4	10:59'07.933
3	22.339	<b>26.672</b>	17.746	26.194	1'32.951	265,8	11:00'40.884
4	22.387	26.855	<b>17.680</b>	26.031	1'32.953	270,5	11:02'13.837
5	<b>22.227</b>	26.772	17.711	26.083	<b>1'32.793</b>	<b>274,6</b>	11:03'46.630
6	22.333	26.739	17.721	<b>26.026</b>	1'32.819	270,5	11:05'19.449

5° 51 J. MASIA (1'32.917)							
Lap	Seg1	Seg2	Seg3	Seg4	Lap Time	km/h	Local Time
							10:56'00.407
1	33.021	29.104	18.416	30.091	1'50.632P		10:57'51.039
2	22.803	26.981	17.922	26.346	1'34.052	268,4	10:59'25.091
3	22.586	26.869	17.759	26.260	1'33.474	<b>270,5</b>	11:00'58.565
4	22.442	26.749	17.751	<b>26.175</b>	1'33.117	269,1	11:02'31.682
5	22.414	<b>26.633</b>	<b>17.666</b>	26.204	<b>1'32.917</b>	269,8	11:04'04.599
6	<b>22.350</b>	26.723	17.888	26.185	1'33.146	269,8	11:05'37.745

6° 21 M. RINALDI (1'32.960)							
Lap	Seg1	Seg2	Seg3	Seg4	Lap Time	km/h	Local Time
							10:55'59.202
1	32.058	28.003	18.312	30.579	1'48.952P		10:57'48.154
2	22.606	26.987	17.711	26.330	1'33.634	260,7	10:59'21.788
3	22.528	26.890	17.730	26.247	1'33.395	264,5	11:00'55.183
4	22.465	<b>26.815</b>	17.678	26.244	1'33.202	263,2	11:02'28.385
5	23.335	28.390	18.544	26.360	1'36.629	262,6	11:04'05.014
6	<b>22.406</b>	26.819	<b>17.630</b>	<b>26.105</b>	<b>1'32.960</b>	<b>265,8</b>	11:05'37.974

7° 69 T. BOOTH-AMOS (1'32.982)							
Lap	Seg1	Seg2	Seg3	Seg4	Lap Time	km/h	Local Time
							10:55'24.902

1	33.794	27.782	18.921	29.281	1'49.778P		10:55'54.809
2	22.830	26.972	17.839	26.262	1'33.903	268,4	10:57'44.587
3	22.675	26.842	17.784	26.272	1'33.573	<b>269,8</b>	11:00'52.063
4	<b>22.542</b>	26.865	17.752	<b>26.116</b>	1'33.275	268,4	11:02'25.338
5	22.571	<b>26.650</b>	<b>17.636</b>	26.125	<b>1'32.982</b>	267,8	11:03'58.320
6	22.557	26.710	17.783	26.236	1'33.286	<b>269,8</b>	11:05'31.606

8° 20 X. CARDELUS (1'32.993)							
Lap	Seg1	Seg2	Seg3	Seg4	Lap Time	km/h	Local Time
							10:55'12.262
1	31.711	27.311	18.039	26.688	1'43.749P		10:56'56.011
2	22.785	26.882	17.777	26.262	1'33.706	268,4	10:58'29.717
3	22.460	26.896	17.689	26.167	1'33.212	268,4	11:00'02.929
4	22.502	27.024	17.675	<b>26.035</b>	1'33.236	<b>269,8</b>	11:01'36.165
5	<b>22.338</b>	<b>26.768</b>	17.695	26.192	<b>1'32.993</b>	<b>269,8</b>	11:03'09.158
6	22.392	26.824	<b>17.651</b>	26.222	1'33.089	269,1	11:04'42.247

9° 5 N. ANTONELLI (1'33.117)							
Lap	Seg1	Seg2	Seg3	Seg4	Lap Time	km/h	Local Time
							10:55'20.235
1	35.138	37.429	21.515	26.706	2'00.788P		10:57'21.023
2	22.747	32.743	19.001	26.607	1'41.098	265,1	10:59'02.121
3	22.588	27.103	17.842	26.187	1'33.720	266,5	11:00'35.841
4	<b>22.385</b>	26.966	17.821	26.127	1'33.299	265,8	11:02'09.140
5	22.660	29.655	17.994	26.346	1'36.655	266,5	11:03'45.795
6	22.415	<b>26.906</b>	<b>17.710</b>	<b>26.086</b>	<b>1'33.117</b>	<b>271,1</b>	11:05'18.912

10° 27 K. TOBA (1'33.133)							
Lap	Seg1	Seg2	Seg3	Seg4	Lap Time	km/h	Local Time
							10:55'24.828
1	34.874	34.117	18.366	26.393	1'53.750P		10:57'18.578
2	22.987	34.302	18.409	26.650	1'42.348	269,8	10:59'00.926
3	22.428	27.018	17.963	26.196	1'33.605	<b>271,1</b>	11:00'34.531
4	22.422	26.987	<b>17.826</b>	<b>25.979</b>	1'33.214	269,1	11:02'07.745
5	22.503	26.904	17.850	26.051	1'33.308	269,1	11:03'41.053
6	<b>22.282</b>	<b>26.885</b>	17.889	26.077	<b>1'33.133</b>	269,8	11:05'14.186

11° 53 V. DEBISE (1'33.226)							
Lap	Seg1	Seg2	Seg3	Seg4	Lap Time	km/h	Local Time
							10:55'05.047
1	32.650	27.610	17.966	26.554	1'44.780P		10:56'49.827
2	22.750	27.147	17.894	26.295	1'34.086	262,6	10:58'23.913
3	22.547	<b>26.819</b>	17.671	26.189	<b>1'33.226</b>	<b>265,1</b>	10:59'57.139
4	22.661	27.031	17.918	26.320	1'33.930	263,9	11:01'31.069
5	<b>22.520</b>	26.906	17.700	<b>26.105</b>	1'33.231	264,5	11:03'04.300
6	22.543	26.899	<b>17.661</b>	26.179	1'33.282	264,5	11:04'37.582
7	22.567	26.977	17.704	26.281	1'33.529	<b>265,1</b>	11:06'11.111

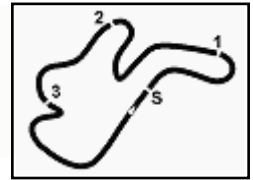
12° 62 S. MANZI (1'33.340)							
Lap	Seg1	Seg2	Seg3	Seg4	Lap Time	km/h	Local Time
							10:55'25.901
1	33.668	33.807	18.053	26.825	1'52.353P		10:57'18.254
2	23.024	32.677	17.854	26.238	1'39.793	259,4	10:58'58.047
3	22.525	26.967	17.802	<b>26.219</b>	1'33.513	<b>271,8</b>	11:00'31.560
4	22.610	32.339	17.962	26.549	1'39.460	271,1	11:02'11.020
5	22.513	<b>26.852</b>	17.772	26.281	1'33.418	261,9	11:03'44.438
6	<b>22.447</b>	26.921	<b>17.717</b>	26.255	<b>1'33.340</b>	261,9	11:05'17.778

13° 57 A. MAHENDRA (1'33.348)							
Lap	Seg1	Seg2	Seg3	Seg4	Lap Time	km/h	Local Time
							10:55'24.902

23/02/2025 P = Pits In/Out - C = Lap Time Cancelled

These data/results cannot be reproduced, stored and/or transmitted in whole or in part by any manner of electronic, mechanical, photocopying, recording, broadcasting or otherwise now known or herein after developed without the previous express consent by the copyright owner, except for reproduction in daily press and regular printed publications on sale to the public within 60 days of the event related to those data/results and always provided that copyright symbol appears together as follows below.

© DORNA WSBK ORGANIZATION Srl 2025



Phillip Island 4.445 m

2 / 2

**Australian Round, 21-23 February 2025**  
**Chronological Analysis Warm Up 2**

1	35.265	34.198	18.792	26.419	1'54.674P		10:57'19.576	2	23.155	27.797	18.175	26.543	1'35.670	<b>276,0</b>	10:58'31.926
2	22.826	34.045	27.311	1'27.997	2'52.179P	<b>268,4</b>	11:00'11.755	3	22.718	27.214	18.199	26.664	1'34.795	268,4	11:00'06.721
3	37.972	37.334	17.937	26.428	1'59.671P		11:02'11.426	4	22.827	27.208	18.142	26.711	1'34.888	267,8	11:01'41.609
4	22.630	26.944	17.908	<b>26.182</b>	1'33.664	266,5	11:03'45.090	5	22.984	31.187	21.577	29.531	1'45.279	260,0	11:03'26.888
5	<b>22.451</b>	<b>26.875</b>	<b>17.794</b>	26.228	<b>1'33.348</b>	267,1	11:05'18.438	6	<b>22.712</b>	<b>27.090</b>	<b>18.042</b>	<b>26.388</b>	<b>1'34.232</b>	264,5	11:05'01.120

14° 52 J. ALCOBA [1'33.411]								20° 68 L. POWER [1'34.267]							
Lap	Seg.1	Seg.2	Seg.3	Seg.4	Lap Time	km/h	Local Time	Lap	Seg.1	Seg.2	Seg.3	Seg.4	Lap Time	km/h	Local Time
							10:55'19.301								10:55'04.347
1	34.962	28.312	18.286	37.657	1'59.217P		10:57'18.518	1	33.261	27.467	18.170	27.082	1'45.980P		10:56'50.327
2	23.286	31.742	19.374	26.323	1'40.725	264,5	10:58'59.243	2	23.057	27.329	18.060	26.699	1'35.145	262,6	10:58'25.472
3	22.512	26.936	17.908	26.219	1'33.575	<b>270,5</b>	11:00'32.813	3	22.867	27.517	18.026	26.691	1'35.101	264,5	11:00'00.573
4	22.510	27.119	17.944	26.212	1'33.785	267,8	11:02'06.603	4	22.771	27.289	<b>17.934</b>	26.676	1'34.670	265,8	11:01'35.243
5	22.595	27.052	<b>17.814</b>	26.274	1'33.735	269,1	11:03'40.338	5	22.829	38.507	21.123	31.793	1'54.252	262,6	11:03'29.495
6	<b>22.450</b>	<b>26.898</b>	17.890	<b>26.173</b>	<b>1'33.411</b>	<b>270,5</b>	11:05'13.749	6	<b>22.684</b>	<b>27.083</b>	17.950	<b>26.550</b>	<b>1'34.267</b>	<b>266,5</b>	11:05'03.762

15° 29 H. VOIGHT [1'33.511]								21° 4 L. ARBEL [1'34.493]							
Lap	Seg.1	Seg.2	Seg.3	Seg.4	Lap Time	km/h	Local Time	Lap	Seg.1	Seg.2	Seg.3	Seg.4	Lap Time	km/h	Local Time
							10:55'04.544								10:55'20.930
1	33.420	27.693	18.047	26.657	1'45.817P		10:56'50.361	1	34.612	28.817	19.043	37.670	2'00.142P		10:57'21.072
2	22.709	27.046	18.037	26.502	1'34.294	267,1	10:58'24.655	2	23.360	27.934	18.498	27.073	1'36.865	262,6	10:58'57.937
3	22.481	<b>27.037</b>	17.828	<b>26.165</b>	<b>1'33.511</b>	269,1	10:59'58.166	3	22.933	27.324	18.056	26.621	1'34.934	<b>263,9</b>	11:00'32.871
4	<b>22.471</b>	27.196	<b>17.804</b>	26.198	1'33.669	267,8	11:01'31.835	4	22.965	27.341	18.008	26.605	1'34.919	262,6	11:02'07.790
5	22.504	27.081	17.839	26.242	1'33.666	<b>269,8</b>	11:03'05.501	5	<b>22.874</b>	<b>27.142</b>	<b>18.007</b>	<b>26.470</b>	<b>1'34.493</b>	<b>263,9</b>	11:03'42.283
6	22.526	27.146	17.873	26.426	1'33.971	267,1	11:04'39.472	6	23.128	27.238	18.146	26.688	1'35.200	262,6	11:05'17.483
7	23.616	29.505	18.209	27.128	1'38.458	265,8	11:06'17.930								

16° 50 O. VOSTATEK [1'33.549]								22° 63 S. AZMAN [1'34.952]							
Lap	Seg.1	Seg.2	Seg.3	Seg.4	Lap Time	km/h	Local Time	Lap	Seg.1	Seg.2	Seg.3	Seg.4	Lap Time	km/h	Local Time
							10:55'27.188								10:55'17.406
1	34.068	29.049	18.076	33.928	1'55.121P		10:57'22.309	1	36.320	29.441	18.576	40.073	2'04.410P		10:57'21.816
2	22.810	27.443	18.417	26.591	1'35.261	<b>270,5</b>	10:58'57.570	2	22.986	31.616	18.900	<b>26.846</b>	1'40.348	<b>265,8</b>	10:59'02.164
3	22.788	27.024	17.829	<b>26.240</b>	1'33.881	266,5	11:00'31.451	3	22.801	<b>27.229</b>	<b>18.061</b>	26.861	<b>1'34.952</b>	<b>265,8</b>	11:00'37.116
4	22.617	<b>26.925</b>	<b>17.745</b>	26.262	<b>1'33.549</b>	267,1	11:02'05.000	4	23.247	28.143	18.285	27.657	1'37.332	262,6	11:02'14.448
5	<b>22.582</b>	26.958	17.787	26.283	1'33.610	267,1	11:03'38.610	5	<b>22.680</b>	27.281	18.201	27.160	1'35.322	265,1	11:03'49.770
6	22.596	26.931	17.801	26.244	1'33.572	267,1	11:05'12.182	6	23.151	27.957	18.761	27.399	1'37.268	261,9	11:05'27.038

17° 32 O. BAYLISS [1'33.721]								23° 7 L. VENEMAN [1'35.426]							
Lap	Seg.1	Seg.2	Seg.3	Seg.4	Lap Time	km/h	Local Time	Lap	Seg.1	Seg.2	Seg.3	Seg.4	Lap Time	km/h	Local Time
							10:55'04.847								10:55'07.550
1	33.364	28.436	18.161	26.705	1'46.666P		10:56'51.513	1	33.487	28.680	18.470	27.828	1'48.465P		10:56'56.015
2	22.821	27.041	17.998	26.369	1'34.229	271,1	10:58'25.742	2	23.303	28.391	18.202	26.994	1'36.890	265,8	10:58'32.905
3	22.743	26.885	17.990	26.362	1'33.980	<b>273,9</b>	10:59'59.722	3	22.855	27.745	18.660	27.030	1'36.290	<b>266,5</b>	11:00'09.195
4	22.798	26.804	<b>17.827</b>	26.383	1'33.812	268,4	11:01'33.534	4	22.950	27.651	18.227	26.997	1'35.825	265,1	11:01'45.020
5	<b>22.621</b>	42.453	20.868	29.431	1'55.373	268,4	11:03'28.907	5	<b>22.787</b>	27.731	18.195	27.048	1'35.761	264,5	11:03'20.781
6	22.828	<b>26.748</b>	17.845	<b>26.300</b>	<b>1'33.721</b>	266,5	11:05'02.628	6	22.878	27.661	18.187	<b>26.787</b>	1'35.513	260,0	11:04'56.294
								7	22.848	<b>27.576</b>	<b>18.124</b>	26.878	<b>1'35.426</b>	265,1	11:06'31.720

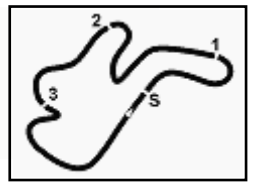
18° 24 L. TACCINI [1'33.962]							
Lap	Seg.1	Seg.2	Seg.3	Seg.4	Lap Time	km/h	Local Time
							10:55'04.931
1	35.193	28.662	18.625	29.048	1'51.528P		10:56'56.459
2	23.133	27.322	18.000	26.445	1'34.900	<b>278,8</b>	10:58'31.359
3	22.829	27.105	18.063	26.461	1'34.458	268,4	11:00'05.817
4	25.019	27.043	18.035	26.938	1'37.035	269,1	11:01'42.852
5	22.729	30.307	18.826	28.186	1'40.048	267,8	11:03'22.900
6	22.693	<b>26.988</b>	<b>17.948</b>	<b>26.333</b>	<b>1'33.962</b>	267,1	11:04'56.862
7	<b>22.610</b>	28.082	18.157	26.892	1'35.741	272,5	11:06'32.603

19° 43 S. JESPERSEN [1'34.232]							
Lap	Seg.1	Seg.2	Seg.3	Seg.4	Lap Time	km/h	Local Time
							10:55'06.649
1	33.603	28.710	18.658	28.636	1'49.607P		10:56'56.256

23/02/2025 P = Pits In/Out - C = Lap Time Cancelled

These data/results cannot be reproduced, stored and/or transmitted in whole or in part by any manner of electronic, mechanical, photocopying, recording, broadcasting or otherwise now known or herein after developed without the previous express consent by the copyright owner, except for reproduction in daily press and regular printed publications on sale to the public within 60 days of the event related to those data/results and always provided that copyright symbol appears together as follows below.

© DORNA WSBK ORGANIZATION Srl 2025



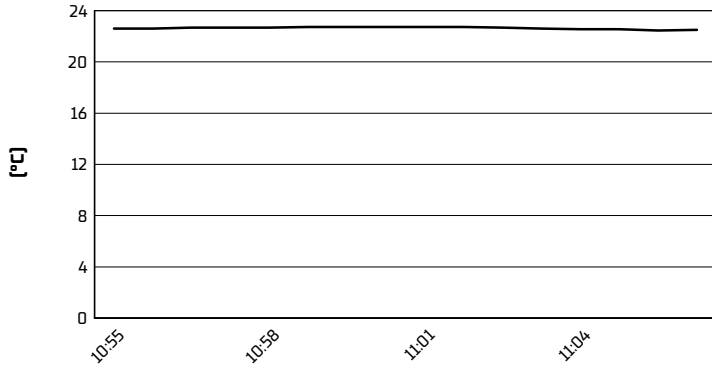
Phillip Island 4.445 m

**Australian Round, 21-23 February 2025**

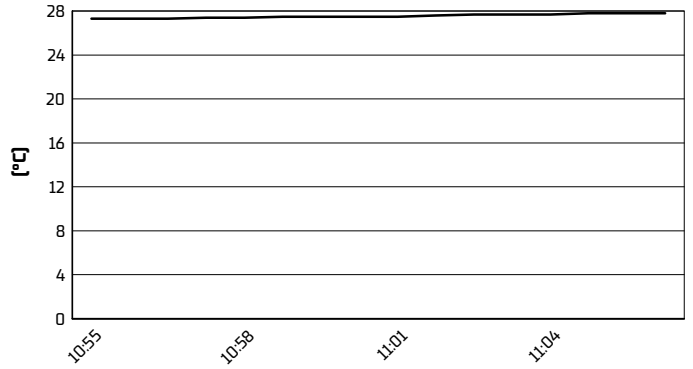
**Weather Report Warm Up 2**

Session started 10:55 - Session ended 11:07


**Air Temperature**



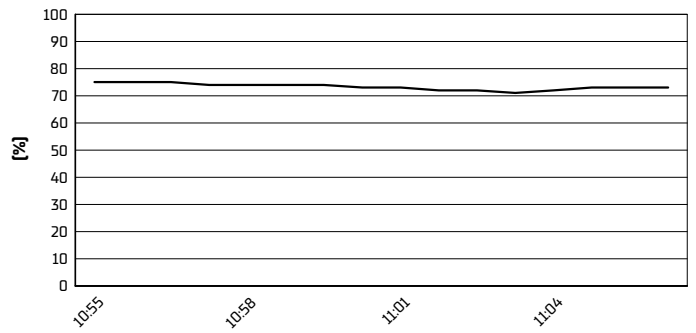
**Track Temperature**



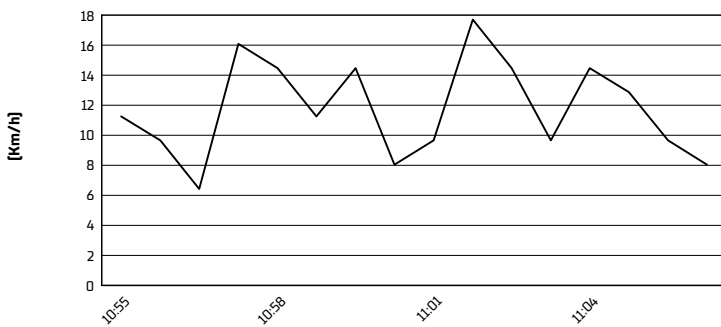
**Air Pressure**



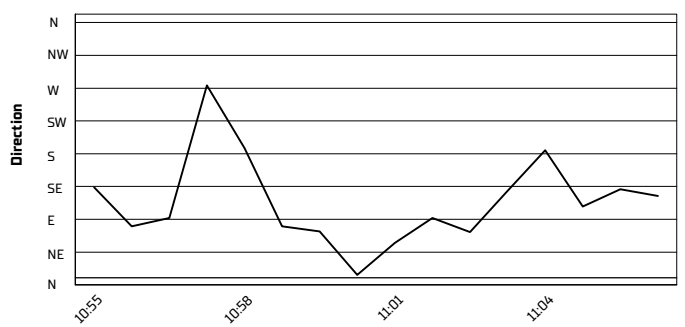
**Humidity**



**Wind Speed**



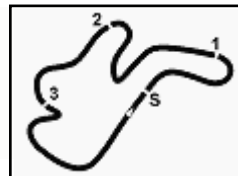
**Wind Direction**



23/02/2025

These data/results cannot be reproduced, stored and/or transmitted in whole or in part by any manner of electronic, mechanical, photocopying, recording, broadcasting or otherwise now known or herein after developed without the previous express consent by the copyright owner, except for reproduction in daily press and regular printed publications on sale to the public within 60 days of the event related to those data/results and always provided that copyright symbol appears together as follows below.

© DORNA WSBK ORGANIZATION Srl 2025



Phillip Island 4.445 m

**Australian Round, 21-23 February 2025**  
**Starting Grid - Race 2 [18 Laps x 4,445 km = 80,010 km]**

1	1	<b>11 BENDSNEYDER B.</b> MV Agusta <b>1'32.643</b> RC1	2	<b>23 SCHROETTER M.</b> Ducati <b>1'32.798</b> RC1	3	<b>62 MANZI S.</b> Yamaha <b>1'32.837</b> RC1
2	4	<b>69 BOOTH-AMOS T.</b> Triumph <b>1'32.910</b> RC1	5	<b>53 DEBISE V.</b> Ducati <b>1'32.926</b> RC1	6	<b>94 MAHIAS L.</b> Yamaha <b>1'33.143</b> RC1
3	7	<b>20 CARDELUS X.</b> Ducati <b>1'33.180</b> RC1	8	<b>32 BAYLISS O.</b> Triumph <b>1'33.242</b> RC1	9	<b>61 ONCU C.</b> Yamaha <b>1'33.276</b> RC1
4	10	<b>51 MASIA J.</b> Ducati <b>1'32.765</b> SP	11	<b>21 RINALDI M.</b> Yamaha <b>1'32.889</b> SP	12	<b>24 TACCINI L.</b> Ducati <b>1'33.091</b> SP
5	13	<b>57 MAHENDRA A.</b> Yamaha <b>1'33.224</b> SP	14	<b>52 ALCOBA J.</b> Kawasaki <b>1'33.451</b> SP	15	<b>50 VOSTATEK O.</b> Ducati <b>1'33.627</b> SP
6	16	<b>68 POWER L.</b> MV Agusta <b>1'33.825</b> SP	17	<b>43 JESPERSEN S.</b> Ducati <b>1'34.074</b> SP	18	<b>7 VENEMAN L.</b> Ducati <b>1'34.111</b> SP
7	19	<b>4 ARBEL L.</b> MV Agusta <b>1'35.071</b> SP	20	<b>63 AZMAN S.</b> Honda <b>1'35.182</b> SP	21	<b>27 TOBA K.</b> Honda
8	22	<b>29 VOIGHT H.</b> Ducati				

N.5 (Antonelli N.) will not take part in the race. Declared unfit after Warm Up 2

23/02/2025 The Race Director .....

These data/results cannot be reproduced, stored and/or transmitted in whole or in part by any manner of electronic, mechanical, photocopying, recording, broadcasting or otherwise now known or herein after developed without the previous express consent by the copyright owner, except for reproduction in daily press and regular printed publications on sale to the public within 60 days of the event related to those data/results and always provided that copyright symbol appears together as follows below. © DORNA WSBK ORGANIZATION Srl 2025