

No.	Rider	Nat	Team	Bike	Class	Time	Gap	Rel.	Laps	Speed	
										Avg	Max
1	<b>19</b> A. BAUTISTA	ESP	Aruba.it Racing - Ducati	Ducati Panigale V4R		<b>1'28.439</b>			10	153,380	<b>306,8</b>
2	<b>55</b> A. LOCATELLI	ITA	Pata Maxus Yamaha	Yamaha YZF R1		<b>1'28.589</b>	0.150	0.150	9	153,121	<b>302,5</b>
3	<b>14</b> S. LOWES	GBR	ELF Marc VDS Racing Team	Ducati Panigale V4R	IND	<b>1'28.603</b>	0.164	0.014	9	153,096	<b>304,2</b>
4	<b>11</b> N. BULEGA	ITA	Aruba.it Racing - Ducati	Ducati Panigale V4R		<b>1'28.720</b>	0.281	0.117	12	152,894	<b>309,5</b>
5	<b>87</b> R. GARDNER	AUS	GYTR GRT Yamaha WorldSBK Team	Yamaha YZF R1		<b>1'28.757</b>	0.318	0.037	11	152,831	<b>303,4</b>
6	<b>1</b> T. RAZGATLIOGLU	TUR	ROKIT BMW Motorrad WorldSBK Team	BMW M1000RR		<b>1'28.758</b>	0.319	0.001	10	152,829	<b>308,6</b>
7	<b>7</b> I. LECUONA	ESP	Honda HRC	Honda CBR1000 RR-R		<b>1'28.884</b>	0.445	0.126	11	152,612	<b>304,2</b>
8	<b>9</b> D. PETRUCCI	ITA	Barni Spark Racing Team	Ducati Panigale V4R	IND	<b>1'28.897</b>	0.458	0.013	11	152,590	<b>307,7</b>
9	<b>29</b> A. IANNONE	ITA	Team Pata Go Eleven	Ducati Panigale V4R	IND	<b>1'28.913</b>	0.474	0.016	11	152,563	<b>309,5</b>
10	<b>77</b> D. AEGERTER	SUI	GYTR GRT Yamaha WorldSBK Team	Yamaha YZF R1		<b>1'28.966</b>	0.527	0.053	11	152,472	<b>304,2</b>
11	<b>97</b> X. VIERGE	ESP	Honda HRC	Honda CBR1000 RR-R		<b>1'29.040</b>	0.601	0.074	10	152,345	<b>305,1</b>
12	<b>60</b> M. VAN DER MARK	NED	ROKIT BMW Motorrad WorldSBK Team	BMW M1000RR		<b>1'29.283</b>	0.844	0.243	11	151,930	<b>303,4</b>
13	<b>45</b> S. REDDING	GBR	MGM BONDVO Racing	Ducati Panigale V4R	IND	<b>1'29.327</b>	0.888	0.044	11	151,856	<b>305,9</b>
14	<b>65</b> J. REA	GBR	Pata Maxus Yamaha	Yamaha YZF R1		<b>1'29.347</b>	0.908	0.020	10	151,822	<b>301,7</b>
15	<b>31</b> G. GERLOFF	USA	Kawasaki WorldSBK Team	Kawasaki ZX-10RR		<b>1'29.384</b>	0.945	0.037	10	151,759	<b>304,2</b>
16	<b>47</b> A. BASSANI	ITA	bimota by Kawasaki Racing Team	bimota KB998 Rimini		<b>1'29.401</b>	0.962	0.017	10	151,730	<b>305,1</b>
17	<b>22</b> A. LOWES	GBR	bimota by Kawasaki Racing Team	bimota KB998 Rimini		<b>1'29.493</b>	1.054	0.092	2	151,574	<b>300,8</b>
18	<b>5</b> Y. MONTELLA	ITA	Barni Spark Racing Team	Ducati Panigale V4R	IND	<b>1'29.785</b>	1.346	0.292	13	151,081	<b>305,1</b>
19	<b>53</b> T. RABAT	ESP	Yamaha Motoxrcing WorldSBK Team	Yamaha YZF R1	IND	<b>1'29.796</b>	1.357	0.011	9	151,062	<b>297,5</b>
20	<b>17</b> R. VICKERS	GBR	Motocorsa Racing	Ducati Panigale V4R	IND	<b>1'29.941</b>	1.502	0.145	12	150,819	<b>305,1</b>
21	<b>95</b> T. MACKENZIE	GBR	PETRONAS MIE Honda Racing Team	Honda CBR1000 RR-R	IND	<b>1'30.243</b>	1.804	0.302	8	150,314	<b>296,7</b>
22	<b>99</b> B. SOFUOGLU	TUR	Yamaha Motoxrcing WorldSBK Team	Yamaha YZF R1	IND	<b>1'30.335</b>	1.896	0.092	12	150,161	<b>300,8</b>
23	<b>16</b> G. RUIJU	ITA	Bmax	Ducati Panigale V4R	IND	<b>1'30.941</b>	2.502	0.606	10	149,160	<b>299,2</b>
24	<b>21</b> Z. ZAIDI	MAS	PETRONAS MIE Honda Racing Team	Honda CBR1000 RR-R	IND	<b>1'32.354</b>	3.915	1.413	10	146,878	<b>298,3</b>

Qualifying Lap Time (105% of 1'28.439): **1'32.861**

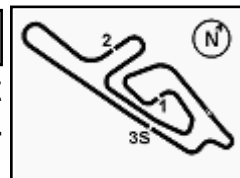
AIR	Humidity:	62%	Temp:	19°C
TRACK	Condition:	Dry	Temp:	25°C

Records	Pole	[SP]	2024 N.Bulega	1'27.953	154,230	Km/h
	Race	[SPRC]	2024 D.Petrucci	1'28.289	153,640	Km/h
	All Times	[SP]	2024 N.Bulega	1'27.953	154,230	Km/h

Start 03/05/2025 09:00 End 09:24 The results are provisional until the end of the time limit for protests and appeals and the completion of the technical checks.

These data/results cannot be reproduced, stored and/or transmitted in whole or in part by any manner of electronic, mechanical, photocopying, recording, broadcasting or otherwise now known or herein after developed without the previous express consent by the copyright owner, except for reproduction in daily press and regular printed publications on sale to the public within 60 days of the event related to those data/results and always provided that copyright symbol appears together as follows below.

© DORNA WSBK ORGANIZATION Srl 2025



## Acerbis Italian Round, 2-4 May 2025

### Results Free Practice 3rd Session

#### Session Highlights

Local Time	No. Rider	Description
09.00.00		Start of Session
09.03.39	<b>9</b> D. <b>PETRUCCI</b>	#9 Racelink GPS is not working well. It must be fixed before next run
09.03.39	<b>99</b> B. <b>SOFUOGLU</b>	#99 Racelink GPS is not working well. It must be fixed before next run
09.06.06	<b>22</b> A. <b>LOWES</b>	#22 Crashed - Turn 1
09.06.32	<b>14</b> S. <b>LOWES</b>	#14 Lap Time Cancelled [1'28.846] - Exceeded Track Limits - Turn Finish Line
09.06.54	<b>22</b> A. <b>LOWES</b>	#22 Lap Time Cancelled [1'29.298] - Exceeded Track Limits - Turn Finish Line
09.08.41	<b>7</b> I. <b>LECUONA</b>	#7 Lap Time Cancelled [1'41.355] - Yellow Flag - Turn 1-2
09.08.46	<b>53</b> T. <b>RABAT</b>	#53 Lap Time Cancelled [1'52.263] - Yellow Flag - Turn 1-2
09.08.51	<b>1</b> T. <b>RAZGATLIOGLU</b>	#1 Lap Time Cancelled [1'30.716] - Yellow Flag - Turn 1-2
09.08.56	<b>16</b> G. <b>RUIU</b>	#16 Lap Time Cancelled [1'48.133] - Yellow Flag - Turn 1-2
09.09.01	<b>97</b> X. <b>VERGE</b>	#97 Lap Time Cancelled [1'43.092] - Yellow Flag - Turn 1-2
09.09.06	<b>65</b> J. <b>REA</b>	#65 Lap Time Cancelled [1'33.856] - Yellow Flag - Turn 1-2
09.09.11	<b>5</b> Y. <b>MONTELLA</b>	#5 Lap Time Cancelled [1'31.004] - Yellow Flag - Turn 1-2
09.09.16	<b>60</b> M. <b>VAN DER MARK</b>	#60 Lap Time Cancelled [1'30.573] - Yellow Flag - Turn 1-2
09.09.21	<b>9</b> D. <b>PETRUCCI</b>	#9 Lap Time Cancelled [1'37.370] - Yellow Flag - Turn 1-2
09.09.26	<b>55</b> A. <b>LOCATELLI</b>	#55 Lap Time Cancelled [1'30.748] - Yellow Flag - Turn 1-2
09.09.31	<b>99</b> B. <b>SOFUOGLU</b>	#99 Lap Time Cancelled [1'35.858] - Yellow Flag - Turn 1-2
09.09.36	<b>95</b> T. <b>MACKENZIE</b>	#95 Lap Time Cancelled [1'46.100] - Yellow Flag - Turn 1-2
09.09.41	<b>77</b> D. <b>AEGERTER</b>	#77 Lap Time Cancelled [1'38.381] - Yellow Flag - Turn 1-2
09.09.46	<b>17</b> R. <b>VICKERS</b>	#17 Lap Time Cancelled [1'31.089] - Yellow Flag - Turn 1-2
09.09.53	<b>29</b> A. <b>IANNONE</b>	#29 Lap Time Cancelled [1'42.615] - Yellow Flag - Turn 1-2
09.09.56	<b>21</b> Z. <b>ZAIDI</b>	#21 Lap Time Cancelled [1'32.881] - Yellow Flag - Turn 1-2
09.09.59	<b>47</b> A. <b>BASSANI</b>	#47 Lap Time Cancelled [1'30.727] - Yellow Flag - Turn 1-2
09.10.02	<b>11</b> N. <b>BULEGA</b>	#11 Lap Time Cancelled [1'29.013] - Yellow Flag - Turn 1-2
09.10.05	<b>19</b> A. <b>BAUTISTA</b>	#19 Lap Time Cancelled [1'29.146] - Yellow Flag - Turn 1-2
09.10.08	<b>14</b> S. <b>LOWES</b>	#14 Lap Time Cancelled [1'34.917] - Yellow Flag - Turn 1-2
09.10.11	<b>45</b> S. <b>REDDING</b>	#45 Lap Time Cancelled [1'29.216] - Yellow Flag - Turn 1-2
09.10.14	<b>87</b> R. <b>GARDNER</b>	#87 Lap Time Cancelled [4'00.296] - Yellow Flag - Turn 1-2
09.10.17	<b>14</b> S. <b>LOWES</b>	#14 Lap Time Cancelled [1'34.917] - Exceeded Track Limits - Turn Finish Line
09.12.00		WorldSBK Pit Intervention Time: 56secs
09.15.30	<b>14</b> S. <b>LOWES</b>	#14 Lap Time Cancelled [1'41.954] - Exceeded Track Limits - Turn Finish Line
09.16.15	<b>29</b> A. <b>IANNONE</b>	#29 On the Gravel - Rejoined - Turn 11
09.18.00	<b>9</b> D. <b>PETRUCCI</b>	#9 Lap Time Cancelled [1'29.116] - Exceeded Track Limits - Turn Finish Line
09.24.24		End of Session

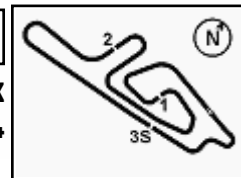
#### Fastest Laps Sequence

No.	Rider	Nat	Team	Bike	Local Time	Time	Gap	Avg
<b>53</b>	T. <b>RABAT</b>	ESP	Yamaha Motoxrcing WorldSBK Team	Yamaha YZF R1	09:03'11.187	<b>1'30.874</b>		149,270
<b>7</b>	I. <b>LECUONA</b>	ESP	Honda HRC	Honda CBR1000 RR-R	09:03'12.707	<b>1'30.631</b>	-0.243	149,671
<b>9</b>	D. <b>PETRUCCI</b>	ITA	Barni Spark Racing Team	Ducati Panigale V4R	09:03'13.540	<b>1'29.887</b>	-0.744	150,909
<b>47</b>	A. <b>BASSANI</b>	ITA	bimota by Kawasaki Racing Team	bimota KB998 Rimini	09:03'48.608	<b>1'29.868</b>	-0.019	150,941
<b>45</b>	S. <b>REDDING</b>	GBR	MGM BONDVO Racing	Ducati Panigale V4R	09:04'16.873	<b>1'29.860</b>	-0.008	150,955
<b>14</b>	S. <b>LOWES</b>	GBR	ELF Marc VDS Racing Team	Ducati Panigale V4R	09:04'19.644	<b>1'29.187</b>	-0.673	152,094
<b>11</b>	N. <b>BULEGA</b>	ITA	Aruba.it Racing - Ducati	Ducati Panigale V4R	09:05'45.206	<b>1'28.784</b>	-0.403	152,784
<b>14</b>	S. <b>LOWES</b>	GBR	ELF Marc VDS Racing Team	Ducati Panigale V4R	09:07'17.093	<b>1'28.603</b>	-0.181	153,096
<b>55</b>	A. <b>LOCATELLI</b>	ITA	Pata Maxus Yamaha	Yamaha YZF R1	09:17'10.879	<b>1'28.589</b>	-0.014	153,121
<b>19</b>	A. <b>BAUTISTA</b>	ESP	Aruba.it Racing - Ducati	Ducati Panigale V4R	09:18'07.532	<b>1'28.439</b>	-0.150	153,380

03/05/2025 Start 09:00 End 09:24 The results are provisional until the end of the time limit for protests and appeals and the completion of the technical checks.

These data/results cannot be reproduced, stored and/or transmitted in whole or in part by any manner of electronic, mechanical, photocopying, recording, broadcasting or otherwise now known or herein after developed without the previous express consent by the copyright owner, except for reproduction in daily press and regular printed publications on sale to the public within 60 days of the event related to those data/results and always provided that copyright symbol appears together as follows below.

© DORNA WSBK ORGANIZATION Srl 2025



## Acerbis Italian Round, 2-4 May 2025

### Free Practices Combined Results

No.	Rider	Nat	Team	Bike	Class	FP1	FP2	FP3	Time	Gap	Rel.	Avg	LL
1	<b>19 A. BAUTISTA</b>	ESP	Aruba.it Racing - Ducati	Ducati Panigale V4R		1'31.042	1'29.730	<b>1'28.439</b>	<b>1'28.439</b>			153,380	28
2	<b>55 A. LOCATELLI</b>	ITA	Pata Maxus Yamaha	Yamaha YZF R1		1'29.970	1'29.704	<b>1'28.589</b>	<b>1'28.589</b>	0.150	0.150	153,121	49
3	<b>14 S. LOWES</b>	GBR	ELF Marc VDS Racing Team	Ducati Panigale V4R	IND	1'29.669	1'29.791	<b>1'28.603</b>	<b>1'28.603</b>	0.164	0.014	153,096	48
4	<b>11 N. BULEGA</b>	ITA	Aruba.it Racing - Ducati	Ducati Panigale V4R		1'29.158	1'29.250	<b>1'28.720</b>	<b>1'28.720</b>	0.281	0.117	152,894	51
5	<b>87 R. GARDNER</b>	AUS	GYTR GRT Yamaha WorldSBK Team	Yamaha YZF R1		1'29.986	1'30.057	<b>1'28.757</b>	<b>1'28.757</b>	0.318	0.037	152,831	48
6	<b>1 T. RAZGATLIOGLU</b>	TUR	ROKiT BMW Motorrad WorldSBK Team	BMW M1000RR		1'29.553	1'29.465	<b>1'28.758</b>	<b>1'28.758</b>	0.319	0.001	152,829	45
7	<b>7 I. LECUONA</b>	ESP	Honda HRC	Honda CBR1000 RR-R		1'29.621	1'29.785	<b>1'28.884</b>	<b>1'28.884</b>	0.445	0.126	152,612	50
8	<b>9 D. PETRUCCI</b>	ITA	Barni Spark Racing Team	Ducati Panigale V4R	IND	1'29.537	1'29.954	<b>1'28.897</b>	<b>1'28.897</b>	0.458	0.013	152,590	40
9	<b>29 A. IANNONE</b>	ITA	Team Pata Go Eleven	Ducati Panigale V4R	IND	1'30.147	1'29.951	<b>1'28.913</b>	<b>1'28.913</b>	0.474	0.016	152,563	39
10	<b>77 D. AEGERTER</b>	SUI	GYTR GRT Yamaha WorldSBK Team	Yamaha YZF R1		1'30.989	1'30.316	<b>1'28.966</b>	<b>1'28.966</b>	0.527	0.053	152,472	52
11	<b>97 X. VIERGE</b>	ESP	Honda HRC	Honda CBR1000 RR-R		1'29.801	1'30.036	<b>1'29.040</b>	<b>1'29.040</b>	0.601	0.074	152,345	48
12	<b>60 M. VAN DER MARK</b>	NED	ROKiT BMW Motorrad WorldSBK Team	BMW M1000RR		1'30.591	1'30.208	<b>1'29.283</b>	<b>1'29.283</b>	0.844	0.243	151,930	37
13	<b>45 S. REDDING</b>	GBR	MGM BONOVO Racing	Ducati Panigale V4R	IND	1'30.028	1'30.125	<b>1'29.327</b>	<b>1'29.327</b>	0.888	0.044	151,856	51
14	<b>65 J. REA</b>	GBR	Pata Maxus Yamaha	Yamaha YZF R1		1'30.613	1'30.547	<b>1'29.347</b>	<b>1'29.347</b>	0.908	0.020	151,822	46
15	<b>31 G. GERLOFF</b>	USA	Kawasaki WorldSBK Team	Kawasaki ZX-10RR		1'30.545	1'30.448	<b>1'29.384</b>	<b>1'29.384</b>	0.945	0.037	151,759	50
16	<b>47 A. BASSANI</b>	ITA	bimota by Kawasaki Racing Team	bimota KB998 Rimini		1'29.990	1'29.640	<b>1'29.401</b>	<b>1'29.401</b>	0.962	0.017	151,730	51
17	<b>22 A. LOWES</b>	GBR	bimota by Kawasaki Racing Team	bimota KB998 Rimini		1'29.767	1'29.838	<b>1'29.493</b>	<b>1'29.493</b>	1.054	0.092	151,574	45
18	<b>5 Y. MONTELLA</b>	ITA	Barni Spark Racing Team	Ducati Panigale V4R	IND	1'30.329	1'30.057	<b>1'29.785</b>	<b>1'29.785</b>	1.346	0.292	151,081	54
19	<b>53 T. RABAT</b>	ESP	Yamaha Motoxrcing WorldSBK Team	Yamaha YZF R1	IND	1'30.773	1'30.798	<b>1'29.796</b>	<b>1'29.796</b>	1.357	0.011	151,062	44
20	<b>17 R. VICKERS</b>	GBR	Motocorsa Racing	Ducati Panigale V4R	IND	1'30.453	1'30.492	<b>1'29.941</b>	<b>1'29.941</b>	1.502	0.145	150,819	47
21	<b>99 B. SOFUOGLU</b>	TUR	Yamaha Motoxrcing WorldSBK Team	Yamaha YZF R1	IND	1'30.623	<b>1'30.079</b>	1'30.335	<b>1'30.079</b>	1.640	0.138	150,588	54
22	<b>95 T. MACKENZIE</b>	GBR	PETRONAS MIE Honda Racing Team	Honda CBR1000 RR-R	IND	1'31.083	1'30.542	<b>1'30.243</b>	<b>1'30.243</b>	1.804	0.164	150,314	41
23	<b>16 G. RUIU</b>	ITA	Bmax	Ducati Panigale V4R	IND	1'31.966	1'31.371	<b>1'30.941</b>	<b>1'30.941</b>	2.502	0.698	149,160	45
24	<b>21 Z. ZAIDI</b>	MAS	PETRONAS MIE Honda Racing Team	Honda CBR1000 RR-R	IND	1'33.437	1'32.800	<b>1'32.354</b>	<b>1'32.354</b>	3.915	1.413	146,878	45

03/05/2025

These data/results cannot be reproduced, stored and/or transmitted in whole or in part by any manner of electronic, mechanical, photocopying, recording, broadcasting or otherwise now known or herein after developed without the previous express consent by the copyright owner, except for reproduction in daily press and regular printed publications on sale to the public within 60 days of the event related to those data/results and always provided that copyright symbol appears together as follows below.

© DORNA WSBK ORGANIZATION Srl 2025



## Acerbis Italian Round, 2-4 May 2025

### Best Sectors & Speed Free Practice 3rd Session

Cremona Circuit 3.768 m

#### BEST LAP

1	<b>19</b> A. BAUTISTA	Ducati Panigale V4R	1'28.439
2	<b>55</b> A. LOCATELLI	Yamaha YZF R1	1'28.589
3	<b>14</b> S. LOWES	Ducati Panigale V4R	1'28.603
4	<b>11</b> N. BULEGA	Ducati Panigale V4R	1'28.720
5	<b>87</b> R. GARDNER	Yamaha YZF R1	1'28.757
6	<b>1</b> T. RAZGATLIOGLU	BMW M1000RR	1'28.758
7	<b>7</b> I. LECUONA	Honda CBR1000 RR-R	1'28.884
8	<b>9</b> D. PETRUCCI	Ducati Panigale V4R	1'28.897
9	<b>29</b> A. IANNONE	Ducati Panigale V4R	1'28.913
10	<b>77</b> D. AEGERTER	Yamaha YZF R1	1'28.966
11	<b>97</b> X. VIERGE	Honda CBR1000 RR-R	1'29.040
12	<b>60</b> M. VAN DER MARK	BMW M1000RR	1'29.283
13	<b>45</b> S. REDDING	Ducati Panigale V4R	1'29.327
14	<b>65</b> J. REA	Yamaha YZF R1	1'29.347
15	<b>31</b> G. GERLOFF	Kawasaki ZX-10RR	1'29.384
16	<b>47</b> A. BASSANI	bimota KB998 Rimini	1'29.401
17	<b>22</b> A. LOWES	bimota KB998 Rimini	1'29.493
18	<b>5</b> Y. MONTELLA	Ducati Panigale V4R	1'29.785
19	<b>53</b> T. RABAT	Yamaha YZF R1	1'29.796
20	<b>17</b> R. VICKERS	Ducati Panigale V4R	1'29.941
21	<b>95</b> T. MACKENZIE	Honda CBR1000 RR-R	1'30.243
22	<b>99</b> B. SOFUOGLU	Yamaha YZF R1	1'30.335
23	<b>16</b> G. RUIJU	Ducati Panigale V4R	1'30.941
24	<b>21</b> Z. ZAIDI	Honda CBR1000 RR-R	1'32.354

#### SPEED

1	<b>11</b> N. BULEGA	Ducati Panigale V4R	309,5
2	<b>29</b> A. IANNONE	Ducati Panigale V4R	309,5
3	<b>1</b> T. RAZGATLIOGLU	BMW M1000RR	308,6
4	<b>9</b> D. PETRUCCI	Ducati Panigale V4R	307,7
5	<b>19</b> A. BAUTISTA	Ducati Panigale V4R	306,8
6	<b>45</b> S. REDDING	Ducati Panigale V4R	305,9
7	<b>17</b> R. VICKERS	Ducati Panigale V4R	305,1
8	<b>97</b> X. VIERGE	Honda CBR1000 RR-R	305,1
9	<b>47</b> A. BASSANI	bimota KB998 Rimini	305,1
10	<b>5</b> Y. MONTELLA	Ducati Panigale V4R	305,1
11	<b>7</b> I. LECUONA	Honda CBR1000 RR-R	304,2
12	<b>31</b> G. GERLOFF	Kawasaki ZX-10RR	304,2
13	<b>77</b> D. AEGERTER	Yamaha YZF R1	304,2
14	<b>14</b> S. LOWES	Ducati Panigale V4R	304,2
15	<b>87</b> R. GARDNER	Yamaha YZF R1	303,4
16	<b>60</b> M. VAN DER MARK	BMW M1000RR	303,4
17	<b>55</b> A. LOCATELLI	Yamaha YZF R1	302,5
18	<b>65</b> J. REA	Yamaha YZF R1	301,7
19	<b>99</b> B. SOFUOGLU	Yamaha YZF R1	300,8
20	<b>22</b> A. LOWES	bimota KB998 Rimini	300,8
21	<b>16</b> G. RUIJU	Ducati Panigale V4R	299,2
22	<b>21</b> Z. ZAIDI	Honda CBR1000 RR-R	298,3
23	<b>53</b> T. RABAT	Yamaha YZF R1	297,5
24	<b>95</b> T. MACKENZIE	Honda CBR1000 RR-R	296,7

#### SEG. 1

#### SEG. 2

#### SEG. 3

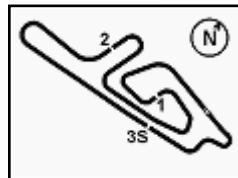
#### SEG. 4

1	<b>55</b> A. LOCATELLI	16.533	1	<b>77</b> D. AEGERTER	22.912	1	<b>19</b> A. BAUTISTA	26.972	1	<b>19</b> A. BAUTISTA	21.798
2	<b>19</b> A. BAUTISTA	16.547	2	<b>87</b> R. GARDNER	22.925	2	<b>14</b> S. LOWES	26.988	2	<b>55</b> A. LOCATELLI	21.824
3	<b>14</b> S. LOWES	16.578	3	<b>60</b> M. VAN DER MARK	22.929	3	<b>11</b> N. BULEGA	27.027	3	<b>97</b> X. VIERGE	21.843
4	<b>11</b> N. BULEGA	16.637	4	<b>19</b> A. BAUTISTA	22.966	4	<b>1</b> T. RAZGATLIOGLU	27.078	4	<b>1</b> T. RAZGATLIOGLU	21.845
5	<b>29</b> A. IANNONE	16.663	5	<b>55</b> A. LOCATELLI	22.987	5	<b>9</b> D. PETRUCCI	27.107	5	<b>11</b> N. BULEGA	21.853
6	<b>87</b> R. GARDNER	16.668	6	<b>47</b> A. BASSANI	22.997	6	<b>55</b> A. LOCATELLI	27.139	6	<b>14</b> S. LOWES	21.856
7	<b>1</b> T. RAZGATLIOGLU	16.679	7	<b>7</b> I. LECUONA	23.006	7	<b>7</b> I. LECUONA	27.167	7	<b>29</b> A. IANNONE	21.878
8	<b>22</b> A. LOWES	16.690	8	<b>97</b> X. VIERGE	23.006	8	<b>87</b> R. GARDNER	27.181	8	<b>9</b> D. PETRUCCI	21.898
9	<b>7</b> I. LECUONA	16.716	9	<b>65</b> J. REA	23.007	9	<b>29</b> A. IANNONE	27.197	9	<b>7</b> I. LECUONA	21.912
10	<b>77</b> D. AEGERTER	16.723	10	<b>11</b> N. BULEGA	23.021	10	<b>77</b> D. AEGERTER	27.225	10	<b>45</b> S. REDDING	21.936
11	<b>60</b> M. VAN DER MARK	16.733	11	<b>9</b> D. PETRUCCI	23.065	11	<b>65</b> J. REA	27.241	11	<b>87</b> R. GARDNER	21.952
12	<b>9</b> D. PETRUCCI	16.750	12	<b>22</b> A. LOWES	23.088	12	<b>31</b> G. GERLOFF	27.246	12	<b>5</b> Y. MONTELLA	21.973
13	<b>45</b> S. REDDING	16.758	13	<b>1</b> T. RAZGATLIOGLU	23.094	13	<b>45</b> S. REDDING	27.316	13	<b>60</b> M. VAN DER MARK	22.018
14	<b>47</b> A. BASSANI	16.765	14	<b>14</b> S. LOWES	23.133	14	<b>47</b> A. BASSANI	27.351	14	<b>77</b> D. AEGERTER	22.029
15	<b>97</b> X. VIERGE	16.772	15	<b>29</b> A. IANNONE	23.138	15	<b>22</b> A. LOWES	27.363	15	<b>31</b> G. GERLOFF	22.036
16	<b>31</b> G. GERLOFF	16.789	16	<b>53</b> T. RABAT	23.185	16	<b>97</b> X. VIERGE	27.397	16	<b>17</b> R. VICKERS	22.092
17	<b>53</b> T. RABAT	16.806	17	<b>31</b> G. GERLOFF	23.189	17	<b>5</b> Y. MONTELLA	27.401	17	<b>65</b> J. REA	22.104
18	<b>65</b> J. REA	16.824	18	<b>45</b> S. REDDING	23.216	18	<b>17</b> R. VICKERS	27.416	18	<b>47</b> A. BASSANI	22.176
19	<b>5</b> Y. MONTELLA	16.833	19	<b>17</b> R. VICKERS	23.332	19	<b>60</b> M. VAN DER MARK	27.418	19	<b>99</b> B. SOFUOGLU	22.191
20	<b>17</b> R. VICKERS	16.846	20	<b>95</b> T. MACKENZIE	23.366	20	<b>53</b> T. RABAT	27.508	20	<b>22</b> A. LOWES	22.287
21	<b>95</b> T. MACKENZIE	16.929	21	<b>5</b> Y. MONTELLA	23.388	21	<b>95</b> T. MACKENZIE	27.629	21	<b>53</b> T. RABAT	22.297
22	<b>99</b> B. SOFUOGLU	16.960	22	<b>99</b> B. SOFUOGLU	23.421	22	<b>99</b> B. SOFUOGLU	27.707	22	<b>95</b> T. MACKENZIE	22.297
23	<b>16</b> G. RUIJU	16.980	23	<b>16</b> G. RUIJU	23.565	23	<b>16</b> G. RUIJU	27.743	23	<b>16</b> G. RUIJU	22.393
24	<b>21</b> Z. ZAIDI	17.427	24	<b>21</b> Z. ZAIDI	23.751	24	<b>21</b> Z. ZAIDI	28.415	24	<b>21</b> Z. ZAIDI	22.754

03/05/2025

These data/results cannot be reproduced, stored and/or transmitted in whole or in part by any manner of electronic, mechanical, photocopying, recording, broadcasting or otherwise now known or herein after developed without the previous express consent by the copyright owner, except for reproduction in daily press and regular printed publications on sale to the public within 60 days of the event related to those data/results and always provided that copyright symbol appears together as follows below.

© DORNA WSBK ORGANIZATION Srl 2025



Cremona Circuit 3.768 m

## Acerbis Italian Round, 2-4 May 2025

### Ideal Times Free Practice 3rd Session

No.	Rider	Nat	Bike	Seg. 1	Seg. 2	Seg. 3	Seg. 4	Ideal Time		
				Diff. 1	Diff. 2	Diff. 3	Diff. 4	Best Lap	Pos.	Diff.
1	<b>19 A. BAUTISTA</b>	ESP	Ducati Panigale V4R	16.547	22.966 +0.156	<b>26.972</b>	<b>21.798</b>	<b>1'28.283</b>	1	0.156
2	<b>55 A. LOCATELLI</b>	ITA	Yamaha YZF R1	<b>16.533</b> +0.106	22.987	27.139	21.824	<b>1'28.483</b>	2	0.106
3	<b>11 N. BULEGA</b>	ITA	Ducati Panigale V4R	16.637	23.021 +0.071	27.027	21.853 +0.111	<b>1'28.538</b>	4	0.182
4	<b>14 S. LOWES</b>	GBR	Ducati Panigale V4R	16.578 +0.048	23.133	26.988	21.856	<b>1'28.555</b>	3	0.048
5	<b>1 T. RAZGATLIOGLU</b>	TUR	BMW M1000RR	16.679 +0.062	23.094	27.078	21.845	<b>1'28.696</b>	6	0.062
6	<b>87 R. GARDNER</b>	AUS	Yamaha YZF R1	16.668	22.925 +0.007	27.181	21.952 +0.024	<b>1'28.726</b>	5	0.031
7	<b>7 I. LECUONA</b>	ESP	Honda CBR1000 RR-R	16.716 +0.083	23.006	27.167	21.912	<b>1'28.801</b>	7	0.083
8	<b>9 D. PETRUCCI</b>	ITA	Ducati Panigale V4R	16.750 +0.068	23.065 +0.009	27.107	21.898	<b>1'28.820</b>	8	0.077
9	<b>29 A. IANNONE</b>	ITA	Ducati Panigale V4R	16.663	23.138	27.197	21.878 +0.037	<b>1'28.876</b>	9	0.037
10	<b>77 D. AEGERTER</b>	SUI	Yamaha YZF R1	16.723 +0.036	<b>22.912</b> +0.041	27.225	22.029	<b>1'28.889</b>	10	0.077
11	<b>97 X. VIERGE</b>	ESP	Honda CBR1000 RR-R	16.772 +0.022	23.006	27.397	21.843	<b>1'29.018</b>	11	0.022
12	<b>60 M. VAN DER MARK</b>	NED	BMW M1000RR	16.733	22.929 +0.117	27.418	22.018 +0.068	<b>1'29.098</b>	12	0.185
13	<b>65 J. REA</b>	GBR	Yamaha YZF R1	16.824	23.007 +0.058	27.241	22.104 +0.113	<b>1'29.176</b>	14	0.171
14	<b>45 S. REDDING</b>	GBR	Ducati Panigale V4R	16.758	23.216 +0.101	27.316	21.936	<b>1'29.227</b>	13	0.101
15	<b>31 G. GERLOFF</b>	USA	Kawasaki ZX-10RR	16.789	23.189 +0.118	27.246	22.036 +0.006	<b>1'29.260</b>	15	0.124
16	<b>47 A. BASSANI</b>	ITA	bimota KB998 Rimini	16.765	22.997	27.351	22.176 +0.112	<b>1'29.289</b>	16	0.112
17	<b>22 A. LOWES</b>	GBR	bimota KB998 Rimini	16.690 +0.065	23.088	27.363	22.287	<b>1'29.428</b>	17	0.065
18	<b>5 Y. MONTELLA</b>	ITA	Ducati Panigale V4R	16.833 +0.006	23.388	27.401 +0.106	21.973 +0.078	<b>1'29.595</b>	18	0.190
19	<b>17 R. VICKERS</b>	GBR	Ducati Panigale V4R	16.846 +0.076	23.332 +0.069	27.416 +0.110	22.092	<b>1'29.686</b>	20	0.255
20	<b>53 T. RABAT</b>	ESP	Yamaha YZF R1	16.806	23.185	27.508	22.297	<b>1'29.796</b>	19	
21	<b>95 T. MACKENZIE</b>	GBR	Honda CBR1000 RR-R	16.929 +0.009	23.366 +0.013	27.629	22.297	<b>1'30.221</b>	21	0.022
22	<b>99 B. SOFUOGLU</b>	TUR	Yamaha YZF R1	16.960	23.421	27.707 +0.037	22.191 +0.019	<b>1'30.279</b>	22	0.056
23	<b>16 G. RUIU</b>	ITA	Ducati Panigale V4R	16.980	23.565 +0.194	27.743 +0.047	22.393 +0.019	<b>1'30.681</b>	23	0.260
24	<b>21 Z. ZAIDI</b>	MAS	Honda CBR1000 RR-R	17.427	23.751 +0.007	28.415	22.754	<b>1'32.347</b>	24	0.007
<b>Overall Ideal Time</b>				16.533	22.912	26.972	21.798	<b>1'28.215</b>		

03/05/2025

These data/results cannot be reproduced, stored and/or transmitted in whole or in part by any manner of electronic, mechanical, photocopying, recording, broadcasting or otherwise now known or herein after developed without the previous express consent by the copyright owner, except for reproduction in daily press and regular printed publications on sale to the public within 60 days of the event related to those data/results and always provided that copyright symbol appears together as follows below.

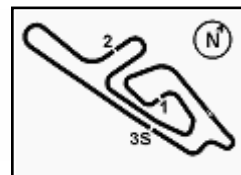
© DORNA WSBK ORGANIZATION Srl 2025

FICR PERUGIA TIMING









9	18.124	29.568	27.730	22.943	1'38.365	<b>309,5</b>	9:18'12.322
10	16.921	23.648	27.995	22.710	1'31.274	307,7	9:19'43.596
11	16.867	23.590	27.580	22.019	1'30.056	297,5	9:21'13.652

10° 77 D. AEGERTER [1'28.966]							
Lap	Seg.1	Seg.2	Seg.3	Seg.4	Lap Time	km/h	Local Time
		25.249	28.848	22.991		271,4	9:01'53.581
1	17.437	23.712	27.957	22.583	1'31.689	296,7	9:03'25.270
2	17.029	23.303	27.655	22.360	1'30.347	293,5	9:04'55.617
3	17.012	23.274	27.555	22.453	1'30.294	279,8	9:06'25.911
4	17.365	23.558	32.037	25.421	1'38.381C	238,4	9:08'04.292
5	17.160	23.289	27.711	22.274	1'30.434	301,7	9:09'34.726
6	17.714	23.455	28.390	30.671	1'40.230P	300,0	9:11'14.956
7	2'39.035	27.105	27.470	22.228	3'55.838P	299,2	9:15'10.794
8	16.759	22.953	<b>27.225</b>	<b>22.029</b>	1'28.966	<b>304,2</b>	9:16'39.760
9	<b>16.723</b>	<b>22.912</b>	27.348	22.074	1'29.057	300,0	9:18'08.817
10	17.019	23.004	27.315	22.148	1'29.486	301,7	9:19'38.303
11	16.904	23.157	27.493	24.984	1'32.538	291,1	9:21'10.841

11° 97 X. VIERGE [1'29.040]							
Lap	Seg.1	Seg.2	Seg.3	Seg.4	Lap Time	km/h	Local Time
		24.874	28.788	22.578		277,6	9:01'45.215
1	17.090	23.494	27.556	22.137	1'30.277	298,3	9:03'15.492
2	16.803	23.238	27.722	22.130	1'29.893	300,8	9:04'45.385
3	16.781	23.341	27.601	21.964	1'29.687	301,7	9:06'15.072
4	18.166	24.541	28.152	32.233	1'43.092CP	288,8	9:07'58.164
5	3'36.552	24.227	28.132	22.439	4'51.350P	296,7	9:12'49.514
6	<b>16.772</b>	23.166	27.421	21.860	1'29.219	303,4	9:14'18.733
7	16.794	<b>23.006</b>	<b>27.397</b>	<b>21.843</b>	1'29.040	<b>305,1</b>	9:15'47.773
8	16.895	23.294	27.671	22.214	1'30.074	298,3	9:17'17.847
9	17.730	23.755	27.884	22.265	1'31.634	300,0	9:18'49.481
10	16.855	23.267	27.817	22.178	1'30.117	300,8	9:20'19.598

12° 60 M. VAN DER MARK [1'29.283]							
Lap	Seg.1	Seg.2	Seg.3	Seg.4	Lap Time	km/h	Local Time
		24.777	28.281	23.430		272,7	9:01'47.262
1	17.229	23.581	27.706	22.413	1'30.929	297,5	9:03'18.191
2	16.892	23.251	27.572	22.032	1'29.747	301,7	9:04'47.938
3	16.967	23.513	27.818	22.178	1'30.476	295,9	9:06'18.414
4	17.068	23.316	27.519	22.670	1'30.573C	296,7	9:07'48.987
5	17.028	23.191	27.639	31.477	1'39.335P	<b>303,4</b>	9:09'28.322
6	3'02.428	26.389	30.896	22.781	4'22.494P	294,3	9:13'50.816
7	<b>16.733</b>	23.046	<b>27.418</b>	22.086	1'29.283	<b>303,4</b>	9:15'20.099
8	16.845	<b>22.929</b>	27.473	22.932	1'30.179	<b>303,4</b>	9:16'50.278
9	16.872	23.036	27.472	22.095	1'29.475	302,5	9:18'19.753
10	19.580	23.759	27.772	22.161	1'33.272	<b>303,4</b>	9:19'53.025
11	16.871	22.993	27.454	<b>22.018</b>	1'29.336	<b>303,4</b>	9:21'22.361

13° 45 S. REDDING [1'29.327]							
Lap	Seg.1	Seg.2	Seg.3	Seg.4	Lap Time	km/h	Local Time
		31.754	32.497	26.678		191,2	9:02'47.013
1	16.896	23.353	27.469	22.142	1'29.860	302,5	9:04'16.873
2	16.780	23.225	27.447	21.941	1'29.393	305,1	9:05'46.266
3	16.854	24.383	28.470	22.032	1'31.739	302,5	9:07'18.005
4	16.762	<b>23.216</b>	27.344	21.894	1'29.216C	304,2	9:08'47.221
5	<b>16.758</b>	23.317	<b>27.316</b>	<b>21.936</b>	1'29.327	<b>305,9</b>	9:10'16.548
6	16.778	23.363	27.445	22.040	1'29.626	303,4	9:11'46.174
7	16.859	23.499	27.575	28.355	1'36.288	301,7	9:13'22.462
8	17.036	23.586	27.661	22.169	1'30.452	301,7	9:14'52.914
9	16.945	23.710	27.798	22.467	1'30.920	303,4	9:16'23.834
10	17.071	25.009	29.952	34.350	1'46.382P	271,4	9:18'10.216
11	2'08.022	26.962	29.114	23.430	3'27.528P	277,6	9:21'37.744

14° 65 J. REA [1'29.347]							
Lap	Seg.1	Seg.2	Seg.3	Seg.4	Lap Time	km/h	Local Time
		24.738	33.044	22.595		279,1	9:01'44.687
1	17.102	23.417	27.507	22.322	1'30.348	<b>301,7</b>	9:03'15.035
2	16.978	23.296	28.132	22.430	1'30.836	284,2	9:04'45.871
3	16.943	23.182	27.591	<b>22.104</b>	1'29.820	300,0	9:06'15.691
4	18.103	25.760	27.621	22.372	1'33.856C	295,9	9:07'49.547
5	17.041	23.344	29.011	22.232	1'31.628	300,0	9:09'21.175
6	17.102	23.280	27.630	31.221	1'39.233P	300,8	9:11'00.408
7	3'22.951	24.175	32.943	22.268	4'42.337P	295,9	9:15'42.745
8	<b>16.824</b>	23.065	<b>27.241</b>	22.217	1'29.347	300,8	9:17'12.092
9	16.847	23.056	33.598	24.789	1'38.290	206,5	9:18'50.382
10	16.923	<b>23.007</b>	27.489	22.204	1'29.623	300,0	9:20'20.005

15° 31 G. GERLOFF [1'29.384]							
Lap	Seg.1	Seg.2	Seg.3	Seg.4	Lap Time	km/h	Local Time
		25.746	28.934	23.246		266,0	9:01'45.652
1	17.294	23.701	27.712	22.449	1'31.156	288,8	9:03'16.808
2	23.012	24.082	27.961	22.455	1'37.510	293,5	9:04'54.318
3	17.013	23.483	27.740	31.360	1'39.596P	301,7	9:06'33.914
4	3'56.619	24.189	30.762	26.017	5'17.587P	272,0	9:11'51.501
5	16.823	<b>23.189</b>	27.429	22.131	1'29.572	281,3	9:13'21.073
6	<b>16.789</b>	23.307	<b>27.246</b>	22.042	1'29.384	<b>304,2</b>	9:14'50.457
7	17.566	26.232	27.566	22.350	1'33.714	301,7	9:16'24.171
8	16.834	23.441	27.475	<b>22.036</b>	1'29.786	<b>304,2</b>	9:17'53.957
9	17.166	23.332	27.670	22.094	1'30.262	300,0	9:19'24.219
10	16.846	23.425	27.688	22.177	1'30.136	301,7	9:20'54.355

16° 47 A. BASSANI [1'29.401]							
Lap	Seg.1	Seg.2	Seg.3	Seg.4	Lap Time	km/h	Local Time
		24.995	28.989	22.963		295,9	9:02'18.740
1	16.840	23.292	27.500	22.236	1'29.868	301,7	9:03'48.608
2	16.840	23.084	27.474	22.225	1'29.623	304,2	9:05'18.231
3	16.874	23.184	27.490	22.237	1'29.785	297,5	9:06'48.016
4	16.968	23.282	27.710	22.767	1'30.727C	294,3	9:08'18.743
5	16.877	23.269	27.468	22.235	1'29.849	300,8	9:09'48.592
6	18.233	25.768	29.241	32.935	1'46.177P	288,8	9:11'34.769
7	3'19.152	28.012	28.671	22.537	4'38.372P	293,5	9:16'13.141
8	16.796	23.015	27.393	22.242	1'29.446	<b>305,1</b>	9:17'42.587
9	<b>16.765</b>	<b>22.997</b>	<b>27.351</b>	22.288	1'29.401	300,0	9:19'11.988
10	16.907	23.291	27.453	<b>22.176</b>	1'29.827	302,5	9:20'41.815

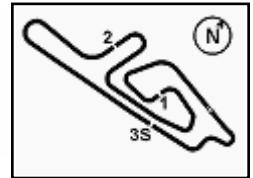
17° 22 A. LOWES [1'29.493]							
Lap	Seg.1	Seg.2	Seg.3	Seg.4	Lap Time	km/h	Local Time
		26.039	28.855	22.875		288,0	9:02'51.327
1	16.755	<b>23.088</b>	<b>27.363</b>	<b>22.287</b>	1'29.493	288,0	9:04'20.820
2	<b>16.690</b>	23.133	27.382	22.093	1'29.298C	<b>300,8</b>	9:05'50.118

18° 5 Y. MONTELLA [1'29.785]							
Lap	Seg.1	Seg.2	Seg.3	Seg.4	Lap Time	km/h	Local Time
		26.556	29.174	23.017		271,4	9:01'46.077
1	17.041	23.878	27.661	22.254	1'30.834	287,2	9:03'16.911
2	17.319	23.666	27.611	22.147	1'30.743	297,5	9:04'47.654
3	17.050	23.634	27.634	22.088	1'30.406	300,8	9:06'18.060
4	17.110	23.820	27.641	22.433	1'31.004C	294,3	9:07'49.064
5	17.246	23.471	27.613	22.081	1'30.411	303,4	9:09'19.475
6	16.851	23.573	27.493	22.209	1'30.126	302,5	9:10'49.601
7	16.887	23.558	<b>27.401</b>	<b>21.973</b>	1'29.819	301,7	9:12'19.420
8	16.839	<b>23.388</b>	27.507	22.051	1'29.785	300,0	9:13'49.205
9	16.932	23.501	27.511	22.095	1'30.039	301,7	9:15'19.244
10	<b>16.833</b>	23.528	27.518	22.045	1'29.924	302,5	9:16'49.168
11	18.684	23.786	27.661	22.112	1'32.243	304,2	9:18'21.411
12	16.856	23.440	27.508	22.042	1'29.846	303,4	9:19'51.257

03/05/2025 P = Pits In/Out - C = Lap Time Cancelled

These data/results cannot be reproduced, stored and/or transmitted in whole or in part by any manner of electronic, mechanical, photocopying, recording, broadcasting or otherwise now known or herein after developed without the previous express consent by the copyright owner, except for reproduction in daily press and regular printed publications on sale to the public within 60 days of the event related to those data/results and always provided that copyright symbol appears together as follows below.

© DORNA WSBK ORGANIZATION Srl 2025



Cremona Circuit 3.768 m

## Acerbis Italian Round, 2-4 May 2025

### Chronological Analysis Free Practice 3rd Session

3 / 3

13 16.879 23.502 27.567 21.989 1'29.937 **305,1** 9:21'21.194

2 17.136 23.706 28.324 23.010 1'32.176 282,7 9:04'43.905

3 17.069 **23.565** 27.920 22.512 1'31.066 294,3 9:06'14.971

4 18.525 24.910 30.788 33.910 1'48.133CP 283,5 9:08'03.104

5 3'48.690 23.985 28.238 23.619 5'04.532P 273,4 9:13'07.636

6 17.098 23.638 27.822 **22.393** 1'30.951 298,3 9:14'38.587

7 **16.980** 23.759 27.790 22.412 **1'30.941** **299,2** 9:16'09.528

8 17.212 25.409 28.508 22.599 1'33.728 288,8 9:17'43.256

9 17.149 23.797 28.116 25.263 1'34.325 **299,2** 9:19'17.581

10 17.212 23.858 28.024 22.528 1'31.622 295,9 9:20'49.203

#### 19° 53 T. RABAT [1'29.796]

Lap	Seg.1	Seg.2	Seg.3	Seg.4	Lap Time	km/h	Local Time
		24.478	28.739	23.283		276,9	9:01'40.313
1	17.026	23.493	27.716	22.639	1'30.874	293,5	9:03'11.187
2	16.876	23.388	27.724	22.412	1'30.400	293,5	9:04'41.587
3	16.872	23.375	27.710	22.476	1'30.433	291,9	9:06'12.020
4	20.805	29.604	28.550	33.304	1'52.263CP	291,9	9:08'04.283
5	3'44.397	24.443	28.600	22.622	5'00.062P	295,1	9:13'04.345
6	<b>16.806</b>	<b>23.185</b>	<b>27.508</b>	<b>22.297</b>	<b>1'29.796</b>	293,5	9:14'34.141
7	16.918	23.250	27.603	22.570	1'30.341	294,3	9:16'04.482
8	16.850	23.314	27.602	22.402	1'30.168	295,9	9:17'34.650
9	16.844	23.368	27.665	32.632	1'40.509P	<b>297,5</b>	9:19'15.159

#### 24° 21 Z. ZAIDI [1'32.354]

Lap	Seg.1	Seg.2	Seg.3	Seg.4	Lap Time	km/h	Local Time
			25.444	29.185	23.704	269,3	9:01'57.622
1	17.962	24.183	28.617	23.142	1'33.904	295,1	9:03'31.526
2	17.703	23.953	28.827	22.962	1'33.445	<b>298,3</b>	9:05'04.971
3	17.502	<b>23.751</b>	28.645	23.079	1'32.977	289,5	9:06'37.948
4	17.525	23.829	28.542	22.985	1'32.881C	293,5	9:08'10.829
5	<b>17.427</b>	23.758	<b>28.415</b>	<b>22.754</b>	<b>1'32.354</b>	295,9	9:09'43.183
6	19.552	26.670	29.145	32.282	1'47.649P	283,5	9:11'30.832
7	3'15.784	28.851	31.777	25.624	4'42.036P	251,2	9:16'12.868
8	18.327	24.506	28.953	23.147	1'34.933	293,5	9:17'47.801
9	17.455	24.239	28.759	23.274	1'33.727	295,1	9:19'21.528
10	17.501	24.008	28.970	23.181	1'33.660	284,2	9:20'55.188

#### 20° 17 R. VICKERS [1'29.941]

Lap	Seg.1	Seg.2	Seg.3	Seg.4	Lap Time	km/h	Local Time
		26.573	28.306	22.681		292,7	9:01'51.762
1	19.786	23.890	28.014	22.625	1'34.315	295,1	9:03'26.077
2	17.035	<b>23.332</b>	27.471	22.147	1'29.985	293,5	9:04'56.062
3	16.930	23.410	27.466	22.245	1'30.051	295,1	9:06'26.113
4	17.371	23.556	27.933	22.229	1'31.089C	302,5	9:07'57.202
5	16.922	23.401	27.526	<b>22.092</b>	<b>1'29.941</b>	299,2	9:09'27.143
6	16.903	23.550	<b>27.416</b>	22.218	1'30.087	<b>305,1</b>	9:10'57.230
7	<b>16.846</b>	23.545	27.538	22.118	1'30.047	304,2	9:12'27.277
8	16.912	23.827	27.526	22.235	1'30.500	303,4	9:13'57.777
9	18.760	28.959	29.775	23.242	1'40.736	286,5	9:15'38.513
10	17.076	25.072	32.232	22.391	1'36.771	299,2	9:17'15.284
11	21.865	24.775	27.923	22.479	1'37.042	294,3	9:18'52.326
12	17.175	24.204	28.016	22.436	1'31.831	<b>305,1</b>	9:20'24.157

#### 21° 95 T. MACKENZIE [1'30.243]

Lap	Seg.1	Seg.2	Seg.3	Seg.4	Lap Time	km/h	Local Time
		25.003	29.078	23.461		277,6	9:01'47.039
1	17.289	23.715	28.317	22.770	1'32.091	286,5	9:03'19.130
2	17.159	24.883	31.425	22.605	1'36.072	288,0	9:04'55.202
3	<b>16.929</b>	<b>23.366</b>	27.771	22.415	1'30.481	295,9	9:06'25.683
4	19.314	26.210	28.501	32.075	1'46.100CP	278,4	9:08'11.783
5	3'39.583	24.157	28.248	23.383	4'55.371P	266,7	9:13'07.154
6	16.930	23.435	27.808	22.468	1'30.641	<b>296,7</b>	9:14'37.795
7	16.938	23.379	<b>27.629</b>	<b>22.297</b>	<b>1'30.243</b>	<b>296,7</b>	9:16'08.038
8	17.080	24.511	35.203	31.805	1'48.599P	268,0	9:17'56.637

#### 22° 99 B. SOFUOGLU [1'30.335]

Lap	Seg.1	Seg.2	Seg.3	Seg.4	Lap Time	km/h	Local Time
		25.308	29.459	23.633		276,9	9:01'49.083
1	17.235	24.189	28.268	22.613	1'32.305	295,1	9:03'21.388
2	17.166	23.984	27.768	22.430	1'31.348	<b>300,8</b>	9:04'52.736
3	17.048	23.580	27.797	22.449	1'30.874	298,3	9:06'23.610
4	17.152	24.642	29.857	24.207	1'35.858C	259,6	9:07'59.468
5	17.039	23.578	27.746	22.272	1'30.635	299,2	9:09'30.103
6	<b>16.960</b>	<b>23.421</b>	27.744	22.210	<b>1'30.335</b>	300,0	9:11'00.438
7	17.006	23.454	<b>27.707</b>	<b>22.191</b>	1'30.358	299,2	9:12'30.796
8	17.009	23.510	28.507	23.097	1'32.123	286,5	9:14'02.919
9	17.035	23.562	27.867	24.247	1'32.711	300,0	9:15'35.630
10	17.090	23.631	27.928	22.431	1'31.080	295,9	9:17'06.710
11	17.032	23.607	27.831	22.239	1'30.709	298,3	9:18'37.419
12	16.968	23.499	27.788	22.388	1'30.643	298,3	9:20'08.062

#### 23° 16 G. RUIU [1'30.941]

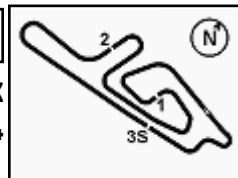
Lap	Seg.1	Seg.2	Seg.3	Seg.4	Lap Time	km/h	Local Time
		25.373	28.860	23.574		287,2	9:01'40.388
1	17.362	23.685	<b>27.743</b>	22.551	1'31.341	285,0	9:03'11.729

03/05/2025 P = Pits In/Out - C = Lap Time Cancelled

These data/results cannot be reproduced, stored and/or transmitted in whole or in part by any manner of electronic, mechanical, photocopying, recording, broadcasting or otherwise now known or herein after developed without the previous express consent by the copyright owner, except for reproduction in daily press and regular printed publications on sale to the public within 60 days of the event related to those data/results and always provided that copyright symbol appears together as follows below.

© DORNA WSBK ORGANIZATION Srl 2025





Cremona Circuit 3.768 m

## Acerbis Italian Round, 2-4 May 2025

### Best Laps & Speeds

No.	Rider Bike	Nat	Best Lap		FP1		FP2		FP3										
			LL	SPD	LL	SPD	LL	SPD	LL	SPD									
1	<b>19 A. BAUTISTA</b> Ducati Panigale V4R	ESP	<b>1'28.439</b> 28 307,7		1'31.042 3 294,3		1'29.730 15 <b>307,7</b>		<b>1'28.439</b> 10 306,8										
2	<b>55 A. LOCATELLI</b> Yamaha YZF R1	ITA	<b>1'28.589</b> 49 302,5		1'29.970 20 300,8		1'29.704 20 301,7		<b>1'28.589</b> 9 <b>302,5</b>										
3	<b>14 S. LOWES</b> Ducati Panigale V4R	GBR	<b>1'28.603</b> 48 304,2		1'29.669 17 <b>304,2</b>		1'29.791 22 302,5		<b>1'28.603</b> 9 <b>304,2</b>										
4	<b>11 N. BULEGA</b> Ducati Panigale V4R	ITA	<b>1'28.720</b> 51 309,5		1'29.158 19 307,7		1'29.250 20 308,6		<b>1'28.720</b> 12 <b>309,5</b>										
5	<b>87 R. GARDNER</b> Yamaha YZF R1	AUS	<b>1'28.757</b> 48 303,4		1'29.986 20 302,5		1'30.057 17 <b>303,4</b>		<b>1'28.757</b> 11 <b>303,4</b>										
6	<b>1 T. RAZGATLIOGLU</b> BMW M1000RR	TUR	<b>1'28.758</b> 45 308,6		1'29.553 19 307,7		1'29.465 16 307,7		<b>1'28.758</b> 10 <b>308,6</b>										
7	<b>7 I. LECUONA</b> Honda CBR1000 RR-R	ESP	<b>1'28.884</b> 50 304,2		1'29.621 17 302,5		1'29.785 22 <b>304,2</b>		<b>1'28.884</b> 11 <b>304,2</b>										
8	<b>9 D. PETRUCCI</b> Ducati Panigale V4R	ITA	<b>1'28.897</b> 40 307,7		1'29.537 11 305,9		1'29.954 18 305,1		<b>1'28.897</b> 11 <b>307,7</b>										
9	<b>29 A. IANNONE</b> Ducati Panigale V4R	ITA	<b>1'28.913</b> 39 309,5		1'30.147 14 <b>309,5</b>		1'29.951 14 304,2		<b>1'28.913</b> 11 <b>309,5</b>										
10	<b>77 D. AEGERTER</b> Yamaha YZF R1	SUI	<b>1'28.966</b> 52 304,2		1'30.989 20 300,8		1'30.316 21 303,4		<b>1'28.966</b> 11 <b>304,2</b>										
11	<b>97 X. VIERGE</b> Honda CBR1000 RR-R	ESP	<b>1'29.040</b> 48 305,9		1'29.801 19 302,5		1'30.036 19 <b>305,9</b>		<b>1'29.040</b> 10 305,1										
12	<b>60 M. VAN DER MARK</b> BMW M1000RR	NED	<b>1'29.283</b> 37 306,8		1'30.591 8 302,5		1'30.208 18 <b>306,8</b>		<b>1'29.283</b> 11 303,4										
13	<b>45 S. REDDING</b> Ducati Panigale V4R	GBR	<b>1'29.327</b> 51 305,9		1'30.028 21 304,2		1'30.125 19 305,1		<b>1'29.327</b> 11 <b>305,9</b>										
14	<b>65 J. REA</b> Yamaha YZF R1	GBR	<b>1'29.347</b> 46 302,5		1'30.613 18 301,7		1'30.547 18 <b>302,5</b>		<b>1'29.347</b> 10 301,7										
15	<b>31 G. GERLOFF</b> Kawasaki ZX-10RR	USA	<b>1'29.384</b> 50 306,8		1'30.545 17 304,2		1'30.448 23 <b>306,8</b>		<b>1'29.384</b> 10 304,2										
16	<b>47 A. BASSANI</b> bimota KB998 Rimini	ITA	<b>1'29.401</b> 51 308,6		1'29.990 21 302,5		1'29.640 20 <b>308,6</b>		<b>1'29.401</b> 10 305,1										
17	<b>22 A. LOWES</b> bimota KB998 Rimini	GBR	<b>1'29.493</b> 45 304,2		1'29.767 19 303,4		1'29.838 24 <b>304,2</b>		<b>1'29.493</b> 2 300,8										
18	<b>5 Y. MONTELLA</b> Ducati Panigale V4R	ITA	<b>1'29.785</b> 54 305,1		1'30.329 21 304,2		1'30.057 20 301,7		<b>1'29.785</b> 13 <b>305,1</b>										
19	<b>53 T. RABAT</b> Yamaha YZF R1	ESP	<b>1'29.796</b> 44 297,5		1'30.773 22 <b>297,5</b>		1'30.798 13 295,9		<b>1'29.796</b> 9 <b>297,5</b>										
20	<b>17 R. VICKERS</b> Ducati Panigale V4R	GBR	<b>1'29.941</b> 47 305,1		1'30.453 17 302,5		1'30.492 18 304,2		<b>1'29.941</b> 12 <b>305,1</b>										
21	<b>99 B. SOFUOGLU</b> Yamaha YZF R1	TUR	<b>1'30.079</b> 54 301,7		1'30.623 20 300,8		<b>1'30.079</b> 22 <b>301,7</b>		1'30.335 12 300,8										
22	<b>95 T. MACKENZIE</b> Honda CBR1000 RR-R	GBR	<b>1'30.243</b> 41 299,2		1'31.083 15 <b>299,2</b>		1'30.542 18 <b>299,2</b>		<b>1'30.243</b> 8 296,7										
23	<b>16 G. RUIU</b> Ducati Panigale V4R	ITA	<b>1'30.941</b> 45 299,2		1'31.966 16 297,5		1'31.371 19 <b>299,2</b>		<b>1'30.941</b> 10 <b>299,2</b>										
24	<b>21 Z. ZAIDI</b> Honda CBR1000 RR-R	MAS	<b>1'32.354</b> 45 299,2		1'33.437 18 295,1		1'32.800 17 <b>299,2</b>		<b>1'32.354</b> 10 298,3										

03/05/2025

These data/results cannot be reproduced, stored and/or transmitted in whole or in part by any manner of electronic, mechanical, photocopying, recording, broadcasting or otherwise now known or herein after developed without the previous express consent by the copyright owner, except for reproduction in daily press and regular printed publications on sale to the public within 60 days of the event related to those data/results and always provided that copyright symbol appears together as follows below.

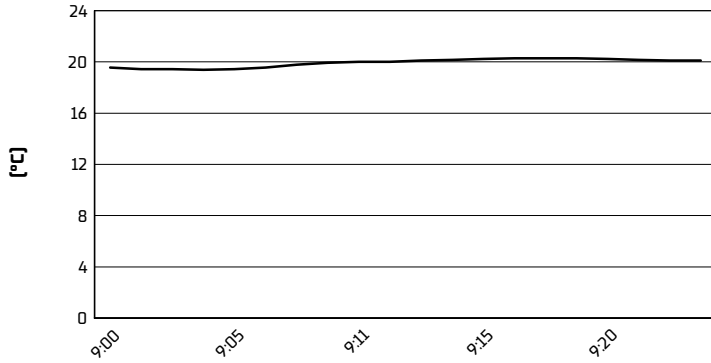
© DORNA WSBK ORGANIZATION Srl 2025

FICR PERUGIA TIMING

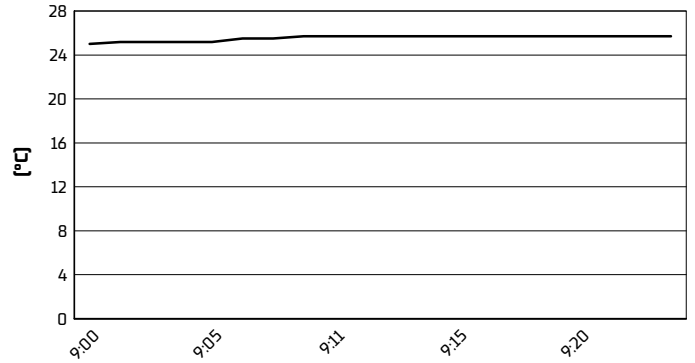


**Acerbis Italian Round, 2-4 May 2025**  
**Weather Report Free Practice 3rd Session**  
 Session started 09:00 - Session ended 9:24

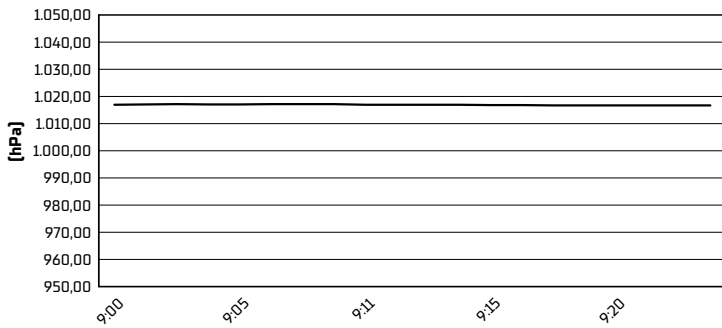
**Air Temperature**



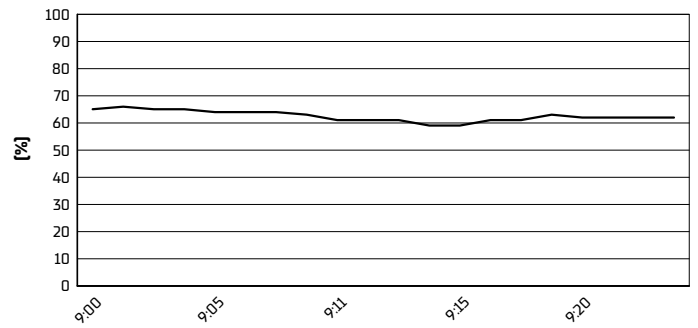
**Track Temperature**



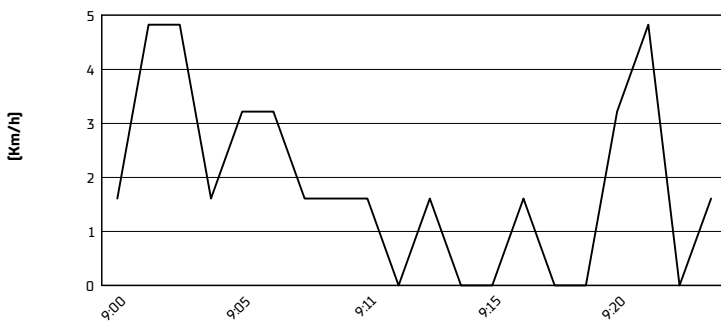
**Air Pressure**



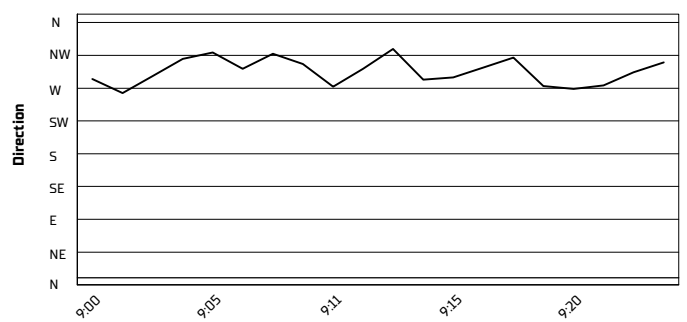
**Humidity**



**Wind Speed**



**Wind Direction**



03/05/2025

These data/results cannot be reproduced, stored and/or transmitted in whole or in part by any manner of electronic, mechanical, photocopying, recording, broadcasting or otherwise now known or herein after developed without the previous express consent by the copyright owner, except for reproduction in daily press and regular printed publications on sale to the public within 60 days of the event related to those data/results and always provided that copyright symbol appears together as follows below.

© DORNA WSBK ORGANIZATION Srl 2025