

Acerbis Italian Round, 2-4 May 2025

Results Tissot Superpole

1 / 2

No.	Rider	Nat	Team	Bike	Class	Time	Gap	Rel.	Laps	Speed	
										Avg	Max
1	11 N. BULEGA	ITA	Aruba.it Racing - Ducati	Ducati Panigale V4R		1'27.866			7	154,381	310,3
2	14 S. LOWES	GBR	ELF Marc VDS Racing Team	Ducati Panigale V4R	IND	1'28.081	0.215	0.215	7	154,004	307,7
3	1 T. RAZGATLIOGLU	TUR	ROKIT BMW Motorrad WorldSBK Team	BMW M1000RR		1'28.159	0.293	0.078	8	153,867	310,3
4	19 A. BAUTISTA	ESP	Aruba.it Racing - Ducati	Ducati Panigale V4R		1'28.369	0.503	0.210	7	153,502	307,7
5	97 X. VIERGE	ESP	Honda HRC	Honda CBR1000 RR-R		1'28.495	0.629	0.126	7	153,283	302,5
6	29 A. IANNONE	ITA	Team Pata Go Eleven	Ducati Panigale V4R	IND	1'28.531	0.665	0.036	6	153,221	306,8
7	87 R. GARDNER	AUS	GYTR GRT Yamaha WorldSBK Team	Yamaha YZF R1		1'28.559	0.693	0.028	7	153,172	305,1
8	55 A. LOCATELLI	ITA	Pata Maxus Yamaha	Yamaha YZF R1		1'28.560	0.694	0.001	7	153,171	300,8
9	7 I. LECUONA	ESP	Honda HRC	Honda CBR1000 RR-R		1'28.564	0.698	0.004	8	153,164	306,8
10	60 M. VAN DER MARK	NED	ROKIT BMW Motorrad WorldSBK Team	BMW M1000RR		1'28.585	0.719	0.021	8	153,128	305,1
11	45 S. REDDING	GBR	MGM BONDVO Racing	Ducati Panigale V4R	IND	1'28.644	0.778	0.059	8	153,026	307,7
12	47 A. BASSANI	ITA	bimota by Kawasaki Racing Team	bimota KB998 Rimini		1'28.760	0.894	0.116	4	152,826	304,2
13	9 D. PETRUCCI	ITA	Barni Spark Racing Team	Ducati Panigale V4R	IND	1'28.787	0.921	0.027	7	152,779	310,3
14	77 D. AEGERTER	SUI	GYTR GRT Yamaha WorldSBK Team	Yamaha YZF R1		1'28.836	0.970	0.049	5	152,695	304,2
15	5 Y. MONTELLA	ITA	Barni Spark Racing Team	Ducati Panigale V4R	IND	1'28.941	1.075	0.105	6	152,515	305,1
16	22 A. LOWES	GBR	bimota by Kawasaki Racing Team	bimota KB998 Rimini		1'29.018	1.152	0.077	7	152,383	301,7
17	65 J. REA	GBR	Pata Maxus Yamaha	Yamaha YZF R1		1'29.054	1.188	0.036	7	152,321	302,5
18	31 G. GERLOFF	USA	Kawasaki WorldSBK Team	Kawasaki ZX-10RR		1'29.070	1.204	0.016	7	152,294	304,2
19	99 B. SOFUOGLU	TUR	Yamaha Motoxrcing WorldSBK Team	Yamaha YZF R1	IND	1'29.306	1.440	0.236	8	151,891	303,4
20	17 R. VICKERS	GBR	Motocorsa Racing	Ducati Panigale V4R	IND	1'29.408	1.542	0.102	6	151,718	305,1
21	53 T. RABAT	ESP	Yamaha Motoxrcing WorldSBK Team	Yamaha YZF R1	IND	1'29.425	1.559	0.017	7	151,689	300,0
22	95 T. MACKENZIE	GBR	PETRONAS MIE Honda Racing Team	Honda CBR1000 RR-R	IND	1'29.878	2.012	0.453	5	150,925	298,3
23	16 G. RUIJU	ITA	Bmax	Ducati Panigale V4R	IND	1'30.061	2.195	0.183	7	150,618	300,0
24	21 Z. ZAIDI	MAS	PETRONAS MIE Honda Racing Team	Honda CBR1000 RR-R	IND	1'31.967	4.101	1.906	7	147,496	299,2

Qualifying Lap Time (105% of 1'27.866): **1'32.260**

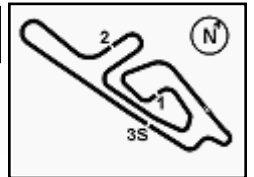
AIR	Humidity:	42%	Temp:	25°C
TRACK	Condition:	Dry	Temp:	35°C

Records	Pole	[SP]	2024 N.Bulega	1'27.953	154,230	Km/h
	Race	[SPRC]	2024 D.Petrucci	1'28.289	153,640	Km/h
	All Times	[SP]	2024 N.Bulega	1'27.953	154,230	Km/h

Start 03/05/2025 11:00 End 11:18 The results are provisional until the end of the time limit for protests and appeals and the completion of the technical checks.

These data/results cannot be reproduced, stored and/or transmitted in whole or in part by any manner of electronic, mechanical, photocopying, recording, broadcasting or otherwise now known or herein after developed without the previous express consent by the copyright owner, except for reproduction in daily press and regular printed publications on sale to the public within 60 days of the event related to those data/results and always provided that copyright symbol appears together as follows below.

© DORNA WSBK ORGANIZATION Srl 2025



Acerbis Italian Round, 2-4 May 2025

Results Tissot Superpole

Session Highlights

Local Time	No. Rider	Description
11.00.00		Start of Session
11.03.04	17 R. VICKERS	#17 On the Gravel - Rejoined - Turn 11
11.13.06	77 D. AEGERTER	#77 Crashed - Turn 2
11.13.29	95 T. MACKENZIE	#95 Crashed - Turn 2
11.15.23	95 T. MACKENZIE	#95 Medical Centre
11.15.35	87 R. GARDNER	#87 Lap Time Cancelled [1'28.860] - Yellow Flag - Turn 2-3
11.15.38	53 T. RABAT	#53 Lap Time Cancelled [1'41.823] - Yellow Flag - Turn 2-3
11.15.41	29 A. IANNONE	#29 Lap Time Cancelled [1'38.628] - Yellow Flag - Turn 2-3
11.15.44	5 Y. MONTELLA	#5 Lap Time Cancelled [1'37.932] - Yellow Flag - Turn 2-3
11.15.47	97 X. VIERGE	#97 Lap Time Cancelled [1'36.092] - Yellow Flag - Turn 2-3
11.15.50	9 D. PETRUCCI	#9 Lap Time Cancelled [1'35.673] - Yellow Flag - Turn 2-3
11.15.53	55 A. LOCATELLI	#55 Lap Time Cancelled [1'33.341] - Yellow Flag - Turn 2-3
11.15.56	65 J. REA	#65 Lap Time Cancelled [1'31.844] - Yellow Flag - Turn 2-3
11.16.02	47 A. BASSANI	#47 Lap Time Cancelled [1'41.612] - Yellow Flag - Turn 2-3
11.16.05	1 T. RAZGATLIOGLU	#1 Lap Time Cancelled [1'32.648] - Yellow Flag - Turn 2-3
11.16.08	60 M. VAN DER MARK	#60 Lap Time Cancelled [1'34.808] - Yellow Flag - Turn 2-3
11.16.11	7 I. LECUONA	#7 Lap Time Cancelled [1'31.388] - Yellow Flag - Turn 2-3
11.16.14	99 B. SOFUOGLU	#99 Lap Time Cancelled [1'31.270] - Yellow Flag - Turn 2-3
11.16.17	31 G. GERLOFF	#31 Lap Time Cancelled [1'31.597] - Yellow Flag - Turn 2-3
11.16.20	14 S. LOWES	#14 Lap Time Cancelled [1'33.047] - Yellow Flag - Turn 2-3
11.16.23	45 S. REDDING	#45 Lap Time Cancelled [1'33.738] - Yellow Flag - Turn 2-3
11.16.26	19 A. BAUTISTA	#19 Lap Time Cancelled [1'35.685] - Yellow Flag - Turn 2-3
11.16.29	22 A. LOWES	#22 Lap Time Cancelled [1'31.135] - Yellow Flag - Turn 2-3
11.16.32	21 Z. ZAIDI	#21 Lap Time Cancelled [1'35.074] - Yellow Flag - Turn 2-3
11.16.35	11 N. BULEGA	#11 Lap Time Cancelled [1'37.984] - Yellow Flag - Turn 2-3
11.16.38	17 R. VICKERS	#17 Lap Time Cancelled [1'34.273] - Yellow Flag - Turn 2-3
11.16.41	16 G. RUIU	#16 Lap Time Cancelled [1'30.813] - Yellow Flag - Turn 2-3
11.16.44	87 R. GARDNER	#87 Lap Time Cancelled [1'34.640] - Yellow Flag - Turn 2-3
11.18.32		End of Session

Fastest Laps Sequence

No.	Rider	Nat	Team	Bike	Local Time	Time	Gap	Avg
1	T. RAZGATLIOGLU	TUR	ROKIT BMW Motorrad WorldSBK Team	BMW M1000RR	11:03'06.625	1'28.958		152,485
87	R. GARDNER	AUS	GYTR GRT Yamaha WorldSBK Team	Yamaha YZF R1	11:03'17.307	1'28.581	-0.377	153,134
55	A. LOCATELLI	ITA	Pata Maxus Yamaha	Yamaha YZF R1	11:03'46.312	1'28.560	-0.021	153,171
29	A. IANNONE	ITA	Team Pata Go Eleven	Ducati Panigale V4R	11:04'08.078	1'28.531	-0.029	153,221
14	S. LOWES	GBR	ELF Marc VDS Racing Team	Ducati Panigale V4R	11:04'12.910	1'28.081	-0.450	154,004
11	N. BULEGA	ITA	Aruba.it Racing - Ducati	Ducati Panigale V4R	11:14'12.401	1'27.866	-0.215	154,381

Start 03/05/2025 11:00 End 11:18 The results are provisional until the end of the time limit for protests and appeals and the completion of the technical checks.

These data/results cannot be reproduced, stored and/or transmitted in whole or in part by any manner of electronic, mechanical, photocopying, recording, broadcasting or otherwise now known or herein after developed without the previous express consent by the copyright owner, except for reproduction in daily press and regular printed publications on sale to the public within 60 days of the event related to those data/results and always provided that copyright symbol appears together as follows below.

© DORNA WSBK ORGANIZATION Srl 2025



Acerbis Italian Round, 2-4 May 2025

Best Sectors & Speed Tisot Superpole

BEST LAP

1	11 N. BULEGA	Ducati Panigale V4R	1'27.866
2	14 S. LOWES	Ducati Panigale V4R	1'28.081
3	1 T. RAZGATLIOGLU	BMW M1000RR	1'28.159
4	19 A. BAUTISTA	Ducati Panigale V4R	1'28.369
5	97 X. VIERGE	Honda CBR1000 RR-R	1'28.495
6	29 A. IANNONE	Ducati Panigale V4R	1'28.531
7	87 R. GARDNER	Yamaha YZF R1	1'28.559
8	55 A. LOCATELLI	Yamaha YZF R1	1'28.560
9	7 I. LECUONA	Honda CBR1000 RR-R	1'28.564
10	60 M. VAN DER MARK	BMW M1000RR	1'28.585
11	45 S. REDDING	Ducati Panigale V4R	1'28.644
12	47 A. BASSANI	bimota KB998 Rimini	1'28.760
13	9 D. PETRUCCI	Ducati Panigale V4R	1'28.787
14	77 D. AEGERTER	Yamaha YZF R1	1'28.836
15	5 Y. MONTELLA	Ducati Panigale V4R	1'28.941
16	22 A. LOWES	bimota KB998 Rimini	1'29.018
17	65 J. REA	Yamaha YZF R1	1'29.054
18	31 G. GERLOFF	Kawasaki ZX-10RR	1'29.070
19	99 B. SOFUOGLU	Yamaha YZF R1	1'29.306
20	17 R. VICKERS	Ducati Panigale V4R	1'29.408
21	53 T. RABAT	Yamaha YZF R1	1'29.425
22	95 T. MACKENZIE	Honda CBR1000 RR-R	1'29.878
23	16 G. RUIJU	Ducati Panigale V4R	1'30.061
24	21 Z. ZAIDI	Honda CBR1000 RR-R	1'31.967

SPEED

1	11 N. BULEGA	Ducati Panigale V4R	310,3
2	1 T. RAZGATLIOGLU	BMW M1000RR	310,3
3	9 D. PETRUCCI	Ducati Panigale V4R	310,3
4	19 A. BAUTISTA	Ducati Panigale V4R	307,7
5	14 S. LOWES	Ducati Panigale V4R	307,7
6	45 S. REDDING	Ducati Panigale V4R	307,7
7	29 A. IANNONE	Ducati Panigale V4R	306,8
8	7 I. LECUONA	Honda CBR1000 RR-R	306,8
9	17 R. VICKERS	Ducati Panigale V4R	305,1
10	5 Y. MONTELLA	Ducati Panigale V4R	305,1
11	87 R. GARDNER	Yamaha YZF R1	305,1
12	60 M. VAN DER MARK	BMW M1000RR	305,1
13	77 D. AEGERTER	Yamaha YZF R1	304,2
14	47 A. BASSANI	bimota KB998 Rimini	304,2
15	31 G. GERLOFF	Kawasaki ZX-10RR	304,2
16	99 B. SOFUOGLU	Yamaha YZF R1	303,4
17	97 X. VIERGE	Honda CBR1000 RR-R	302,5
18	65 J. REA	Yamaha YZF R1	302,5
19	22 A. LOWES	bimota KB998 Rimini	301,7
20	55 A. LOCATELLI	Yamaha YZF R1	300,8
21	53 T. RABAT	Yamaha YZF R1	300,0
22	16 G. RUIJU	Ducati Panigale V4R	300,0
23	21 Z. ZAIDI	Honda CBR1000 RR-R	299,2
24	95 T. MACKENZIE	Honda CBR1000 RR-R	298,3

SEG. 1

1	14 S. LOWES	16.414
2	87 R. GARDNER	16.474
3	45 S. REDDING	16.490
4	11 N. BULEGA	16.491
5	97 X. VIERGE	16.545
6	55 A. LOCATELLI	16.572
7	7 I. LECUONA	16.584
8	29 A. IANNONE	16.590
9	9 D. PETRUCCI	16.594
10	1 T. RAZGATLIOGLU	16.599
11	19 A. BAUTISTA	16.607
12	60 M. VAN DER MARK	16.622
13	53 T. RABAT	16.663
14	99 B. SOFUOGLU	16.665
15	22 A. LOWES	16.680
16	31 G. GERLOFF	16.680
17	5 Y. MONTELLA	16.682
18	77 D. AEGERTER	16.734
19	65 J. REA	16.754
20	17 R. VICKERS	16.757
21	47 A. BASSANI	16.780
22	16 G. RUIJU	16.903
23	95 T. MACKENZIE	16.939
24	21 Z. ZAIDI	17.310

SEG. 2

1	11 N. BULEGA	22.812
2	87 R. GARDNER	22.879
3	19 A. BAUTISTA	22.890
4	60 M. VAN DER MARK	22.918
5	7 I. LECUONA	22.940
6	45 S. REDDING	22.948
7	47 A. BASSANI	22.950
8	77 D. AEGERTER	22.954
9	9 D. PETRUCCI	22.962
10	55 A. LOCATELLI	22.964
11	1 T. RAZGATLIOGLU	22.989
12	29 A. IANNONE	23.020
13	97 X. VIERGE	23.025
14	14 S. LOWES	23.065
15	31 G. GERLOFF	23.099
16	45 S. REDDING	23.101
17	22 A. LOWES	23.103
18	99 B. SOFUOGLU	23.107
19	5 Y. MONTELLA	23.205
20	95 T. MACKENZIE	23.253
21	17 R. VICKERS	23.300
22	53 T. RABAT	23.301
23	16 G. RUIJU	23.389
24	21 Z. ZAIDI	23.549

SEG. 3

1	14 S. LOWES	26.822
2	11 N. BULEGA	26.831
3	1 T. RAZGATLIOGLU	26.882
4	9 D. PETRUCCI	26.984
5	19 A. BAUTISTA	27.017
6	60 M. VAN DER MARK	27.107
7	77 D. AEGERTER	27.118
8	47 A. BASSANI	27.127
9	7 I. LECUONA	27.129
10	55 A. LOCATELLI	27.133
11	29 A. IANNONE	27.165
12	22 A. LOWES	27.177
13	97 X. VIERGE	27.179
14	5 Y. MONTELLA	27.194
15	45 S. REDDING	27.205
16	65 J. REA	27.212
17	31 G. GERLOFF	27.228
18	87 R. GARDNER	27.280
19	53 T. RABAT	27.332
20	17 R. VICKERS	27.342
21	99 B. SOFUOGLU	27.424
22	95 T. MACKENZIE	27.507
23	16 G. RUIJU	27.518
24	21 Z. ZAIDI	28.238

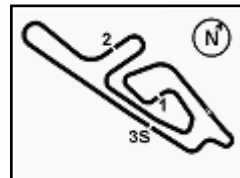
SEG. 4

1	11 N. BULEGA	21.637
2	1 T. RAZGATLIOGLU	21.652
3	29 A. IANNONE	21.680
4	19 A. BAUTISTA	21.708
5	14 S. LOWES	21.709
6	97 X. VIERGE	21.746
7	45 S. REDDING	21.813
8	87 R. GARDNER	21.831
9	55 A. LOCATELLI	21.832
10	60 M. VAN DER MARK	21.844
11	7 I. LECUONA	21.851
12	5 Y. MONTELLA	21.860
13	47 A. BASSANI	21.903
14	22 A. LOWES	21.906
15	31 G. GERLOFF	21.912
16	99 B. SOFUOGLU	21.978
17	77 D. AEGERTER	22.006
18	17 R. VICKERS	22.009
19	65 J. REA	22.020
20	9 D. PETRUCCI	22.064
21	53 T. RABAT	22.096
22	95 T. MACKENZIE	22.150
23	16 G. RUIJU	22.193
24	21 Z. ZAIDI	22.725

03/05/2025

These data/results cannot be reproduced, stored and/or transmitted in whole or in part by any manner of electronic, mechanical, photocopying, recording, broadcasting or otherwise now known or herein after developed without the previous express consent by the copyright owner, except for reproduction in daily press and regular printed publications on sale to the public within 60 days of the event related to those data/results and always provided that copyright symbol appears together as follows below.

© DORNA WSBK ORGANIZATION Srl 2025



Cremona Circuit 3.768 m

Acerbis Italian Round, 2-4 May 2025

Ideal Times Tissot Superpole

No.	Rider	Nat	Bike	Seg. 1	Seg. 2	Seg. 3	Seg. 4	Ideal Time		
				Diff. 1	Diff. 2	Diff. 3	Diff. 4	Best Lap	Pos.	Diff.
1	11 N. BULEGA	ITA	Ducati Panigale V4R	16.491	22.812 +0.095	26.831	21.637	1'27.771 1'27.866	1	0.095
2	14 S. LOWES	GBR	Ducati Panigale V4R	16.414 +0.012	23.065 +0.011	26.822	21.709 +0.048	1'28.010 1'28.081	2	0.071
3	1 T. RAZGATLIOGLU	TUR	BMW M1000RR	16.599 +0.033	22.989 +0.004	26.882	21.652	1'28.122 1'28.159	3	0.037
4	19 A. BAUTISTA	ESP	Ducati Panigale V4R	16.607 +0.005	22.890 +0.142	27.017	21.708	1'28.222 1'28.369	4	0.147
5	29 A. IANNONE	ITA	Ducati Panigale V4R	16.590	23.020 +0.076	27.165	21.680	1'28.455 1'28.531	6	0.076
6	87 R. GARDNER	AUS	Yamaha YZF R1	16.474	22.879	27.280	21.831 +0.095	1'28.464 1'28.559	7	0.095
7	60 M. VAN DER MARK	NED	BMW M1000RR	16.622 +0.094	22.918	27.107	21.844	1'28.491 1'28.585	10	0.094
8	97 X. VIERGE	ESP	Honda CBR1000 RR-R	16.545	23.025	27.179	21.746	1'28.495 1'28.495	5	
9	55 A. LOCATELLI	ITA	Yamaha YZF R1	16.572 +0.015	22.964 +0.044	27.133	21.832	1'28.501 1'28.560	8	0.059
10	7 I. LECUONA	ESP	Honda CBR1000 RR-R	16.584	22.940	27.129 +0.036	21.851 +0.024	1'28.504 1'28.564	9	0.060
11	9 D. PETRUCCI	ITA	Ducati Panigale V4R	16.594 +0.093	22.962 +0.090	26.984	22.064	1'28.604 1'28.787	13	0.183
12	45 S. REDDING	GBR	Ducati Panigale V4R	16.490	23.101 +0.035	27.205	21.813	1'28.609 1'28.644	11	0.035
13	47 A. BASSANI	ITA	bimota KB998 Rimini	16.780	22.950	27.127	21.903	1'28.760 1'28.760	12	
14	77 D. AEGERTER	SUI	Yamaha YZF R1	16.734 +0.022	22.954 +0.002	27.118	22.006	1'28.812 1'28.836	14	0.024
15	22 A. LOWES	GBR	bimota KB998 Rimini	16.680	23.103	27.177	21.906 +0.152	1'28.866 1'29.018	16	0.152
16	31 G. GERLOFF	USA	Kawasaki ZX-10RR	16.680	23.099 +0.078	27.228 +0.014	21.912 +0.059	1'28.919 1'29.070	18	0.151
17	65 J. REA	GBR	Yamaha YZF R1	16.754	22.948 +0.120	27.212	22.020	1'28.934 1'29.054	17	0.120
18	5 Y. MONTELLA	ITA	Ducati Panigale V4R	16.682	23.205	27.194	21.860	1'28.941 1'28.941	15	
19	99 B. SOFUOGLU	TUR	Yamaha YZF R1	16.665	23.107	27.424 +0.003	21.978 +0.129	1'29.174 1'29.306	19	0.132
20	53 T. RABAT	ESP	Yamaha YZF R1	16.663 +0.013	23.301	27.332 +0.020	22.096	1'29.392 1'29.425	21	0.033
21	17 R. VICKERS	GBR	Ducati Panigale V4R	16.757	23.300	27.342	22.009	1'29.408 1'29.408	20	
22	95 T. MACKENZIE	GBR	Honda CBR1000 RR-R	16.939	23.253 +0.029	27.507	22.150	1'29.849 1'29.878	22	0.029
23	16 G. RUIU	ITA	Ducati Panigale V4R	16.903	23.389 +0.058	27.518	22.193	1'30.003 1'30.061	23	0.058
24	21 Z. ZAIDI	MAS	Honda CBR1000 RR-R	17.310 +0.041	23.549 +0.013	28.238 +0.091	22.725	1'31.822 1'31.967	24	0.145
Overall Ideal Time				16.414	22.812	26.822	21.637	1'27.685		

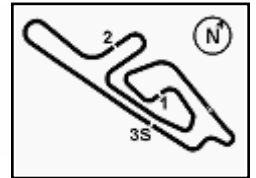
03/05/2025

These data/results cannot be reproduced, stored and/or transmitted in whole or in part by any manner of electronic, mechanical, photocopying, recording, broadcasting or otherwise now known or herein after developed without the previous express consent by the copyright owner, except for reproduction in daily press and regular printed publications on sale to the public within 60 days of the event related to those data/results and always provided that copyright symbol appears together as follows below.

© DORNA WSBK ORGANIZATION Srl 2025

FICR PERUGIA TIMING





1° 11 N. BULEGA [1'27.866]							
Lap	Seg1	Seg2	Seg3	Seg4	Lap Time	km/h	Local Time
		24.356	27.572	22.476		309,5	11:02'50.337
1	16.811	22.987	26.900	21.757	1'28.455	308,6	11:04'18.792
2	16.545	23.006	27.069	21.755	1'28.375	310,3	11:05'47.167
3	17.498	24.016	27.760	31.526	1'40.800P	284,2	11:07'27.967
4	2'35.609	23.383	27.265	22.000	3'48.257P	296,7	11:11'16.224
5	16.637	22.812	27.178	21.684	1'28.311	308,6	11:12'44.535
6	16.491	22.907	26.831	21.637	1'27.866	309,5	11:14'12.401
7	17.501	26.838	31.460	22.185	1'37.984C	301,7	11:15'50.385

2° 14 S. LOWES [1'28.081]							
Lap	Seg1	Seg2	Seg3	Seg4	Lap Time	km/h	Local Time
		24.409	27.256	22.004		302,5	11:02'44.829
1	16.426	23.076	26.822	21.757	1'28.081	305,9	11:04'12.910
2	16.526	23.145	26.996	21.910	1'28.577	306,8	11:05'41.487
3	21.877	24.584	27.642	31.880	1'45.983P	301,7	11:07'27.470
4	3'10.482	25.040	27.149	21.860	4'24.531P	305,9	11:11'52.001
5	16.414	23.065	26.929	21.709	1'28.117	307,7	11:13'20.118
6	18.914	24.796	27.420	21.917	1'33.047C	305,9	11:14'53.165
7	16.505	23.130	27.065	21.793	1'28.493	306,8	11:16'21.658

3° 1 T. RAZGATLIOGLU [1'28.159]							
Lap	Seg1	Seg2	Seg3	Seg4	Lap Time	km/h	Local Time
		25.349	29.459	22.869		302,5	11:01'37.667
1	16.723	23.200	27.166	21.869	1'28.958	304,2	11:03'06.625
2	16.675	23.134	27.183	21.912	1'28.904	304,2	11:04'35.529
3	16.870	23.341	27.337	35.502	1'43.050P	305,1	11:06'18.579
4	2'33.117	27.837	32.429	24.474	3'57.857P	250,6	11:10'16.436
5	16.632	22.993	26.882	21.652	1'28.159	308,6	11:11'44.595
6	16.599	22.989	27.011	21.999	1'28.598	310,3	11:13'13.193
7	17.333	23.330	29.828	22.157	1'32.648C	295,1	11:14'45.841
8	19.532	23.176	27.273	22.067	1'32.048	288,0	11:16'17.889

4° 19 A. BAUTISTA [1'28.369]							
Lap	Seg1	Seg2	Seg3	Seg4	Lap Time	km/h	Local Time
		23.354	27.384	22.103		298,3	11:02'38.778
1	16.607	23.010	27.195	21.801	1'28.613	303,4	11:04'07.391
2	22.535	23.665	27.197	31.581	1'44.978P	305,1	11:05'52.369
3	2'14.685	23.190	27.383	21.849	3'27.107P	300,8	11:09'19.476
4	16.612	23.032	27.017	21.708	1'28.369	307,7	11:10'47.845
5	16.714	22.890	27.119	21.864	1'28.587	304,2	11:12'16.432
6	16.633	23.038	27.242	21.779	1'28.692	306,8	11:13'45.124
7	21.227	24.476	27.709	22.273	1'35.685C	303,4	11:15'20.809

5° 97 X. VIERGE [1'28.495]							
Lap	Seg1	Seg2	Seg3	Seg4	Lap Time	km/h	Local Time
		25.228	29.507	22.426		282,0	11:02'16.728
1	16.640	23.060	27.408	21.804	1'28.912	302,5	11:03'45.640
2	16.589	23.112	30.913	28.397	1'39.011	179,1	11:05'24.651
3	16.963	23.576	27.736	30.622	1'38.897P	295,1	11:07'03.548
4	3'01.700	24.497	33.594	25.337	4'25.128P	271,4	11:11'28.676
5	16.545	23.025	27.179	21.746	1'28.495	300,0	11:12'57.171
6	17.356	27.150	27.842	23.744	1'36.092C	268,7	11:14'33.263
7	16.798	23.779	27.675	22.397	1'30.649	282,0	11:16'03.912

6° 29 A. IANNONE [1'28.531]							
Lap	Seg1	Seg2	Seg3	Seg4	Lap Time	km/h	Local Time
		23.515	27.258	22.567		299,2	11:02'39.547
1	16.590	23.096	27.165	21.680	1'28.531	306,8	11:04'08.078
2	18.783	26.699	27.966	30.974	1'44.422P	291,1	11:05'52.500
3	4'15.846	23.706	30.893	24.757	5'35.202P	296,7	11:11'27.702

4	16.638	23.020			27.190	21.802	1'28.650	305,9	11:12'56.352
5	18.820	27.523			28.709	23.576	1'38.628C	257,8	11:14'34.980
6	18.907	25.437			28.258	22.224	1'34.826	301,7	11:16'09.806

7° 87 R. GARDNER [1'28.559]								
Lap	Seg1	Seg2	Seg3	Seg4	Lap Time	km/h	Local Time	
			25.266	29.278		33.159	184,9	11:01'48.726
1	16.554	22.898	27.298	21.831	1'28.581	305,1	11:03'17.307	
2	20.812	24.679	28.200	31.685	1'45.376P	279,8	11:05'02.683	
3	3'19.738	25.889	29.026	23.465	4'38.118P	287,2	11:09'40.801	
4	16.474	22.879	27.280	21.926	1'28.559	302,5	11:11'09.360	
5	24.517	26.373	30.363	22.976	1'44.229	277,6	11:12'53.589	
6	16.608	22.984	27.358	21.910	1'28.860C	304,2	11:14'22.449	
7	19.256	24.229	28.586	22.569	1'34.640C	298,3	11:15'57.089	

8° 55 A. LOCATELLI [1'28.560]							
Lap	Seg1	Seg2	Seg3	Seg4	Lap Time	km/h	Local Time
		25.561	29.384	22.451		274,8	11:02'17.752
1	16.587	23.008	27.133	21.832	1'28.560	299,2	11:03'46.312
2	16.572	22.964	27.292	21.947	1'28.775	300,8	11:05'15.087
3	17.203	24.398	27.794	31.463	1'40.858P	290,3	11:06'55.945
4	3'10.364	24.083	32.808	25.930	4'33.185P	272,7	11:11'29.130
5	17.275	23.654	27.309	22.315	1'30.553	281,3	11:12'59.683
6	16.592	24.684	28.327	23.738	1'33.341C	276,9	11:14'33.024
7	16.578	24.497	27.628	22.385	1'31.088	276,9	11:16'04.112

9° 7 I. LECUONA [1'28.564]							
Lap	Seg1	Seg2	Seg3	Seg4	Lap Time	km/h	Local Time
		25.043	29.419	22.880		270,7	11:01'37.877
1	16.637	23.579	27.146	22.367	1'29.729	300,0	11:03'07.606
2	16.714	23.027	27.163	21.895	1'28.799	298,3	11:04'36.405
3	16.750	23.070	27.221	30.584	1'37.625P	305,9	11:06'14.030
4	2'37.999	25.761	34.206	25.039	4'03.005P	251,7	11:10'17.035
5	16.650	23.010	27.129	21.851	1'28.640	306,8	11:11'45.675
6	16.584	22.940	27.165	21.875	1'28.564	306,8	11:13'14.239
7	17.879	23.595	27.780	22.134	1'31.388C	302,5	11:14'45.627
8	16.699	23.176	27.275	21.888	1'29.038	305,9	11:16'14.665

10° 60 M. VAN DER MARK [1'28.585]							
Lap	Seg1	Seg2	Seg3	Seg4	Lap Time	km/h	Local Time
		25.304	29.487	23.073		279,1	11:01'38.000
1	16.815	23.108	27.258	21.976	1'29.157	304,2	11:03'07.157
2	16.791	23.141	27.353	22.089	1'29.374	302,5	11:04'36.531
3	16.973	23.051	27.332	31.335	1'38.691P	302,5	11:06'15.222
4	2'36.227	28.604	32.209	23.102	4'00.142P	285,7	11:10'15.364
5	16.716	22.918	27.107	21.844	1'28.585	305,1	11:11'43.949
6	16.622	22.979	27.350	22.580	1'29.531	281,3	11:13'13.480
7	17.544	23.642	31.153	22.469	1'34.808C	295,9	11:14'48.288
8	16.869	23.123	27.385	22.063	1'29.440	297,5	11:16'17.728

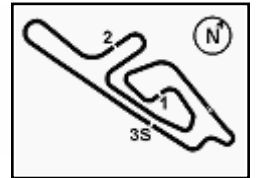
11° 45 S. REDDING [1'28.644]							
Lap	Seg1	Seg2	Seg3	Seg4	Lap Time	km/h	Local Time
		25.858	29.115	22.282		291,9	11:02'15.933
1	16.623	23.145	31.125	26.151	1'37.044	264,7	11:03'52.977
2	16.692	25.920	29.315	23.783	1'35.710	280,5	11:05'28.687
3	16.660	23.101	27.301	21.830	1'28.892	306,8	11:06'57.579
4	17.121	23.808	27.979	31.059	1'39.967P	302,5	11:08'37.546
5	2'00.668	25.074	27.485	21.914	3'15.141P	305,9	11:11'52.687
6	16.490	23.136	27.205	21.813	1'28.644	307,7	11:13'21.331
7	18.635	25.036	27.976	22.091	1'33.738C	301,7	11:14'55.069
8	16.697	23.211	27.269	21.921	1'29.098	305,9	11:16'24.167

03/05/2025

P = Pits In/Out - C = Lap Time Cancelled

These data/results cannot be reproduced, stored and/or transmitted in whole or in part by any manner of electronic, mechanical, photocopying, recording, broadcasting or otherwise now known or herein after developed without the previous express consent by the copyright owner, except for reproduction in daily press and regular printed publications on sale to the public within 60 days of the event related to those data/results and always provided that copyright symbol appears together as follows below.

© DORNA WSBK ORGANIZATION Srl 2025



12° 47 A. BASSANI [1'28.760]							
Lap	Seg1	Seg2	Seg3	Seg4	Lap Time	km/h	Local Time
		30.089	35.533	38.180		155,2	11:02'07.064
1	8'13.971	24.325	27.907	22.622	9'28.825P	300,0	11:11'35.889
2	16.780	22.950	27.127	21.903	1'28.760	303,4	11:13'04.649
3	22.293	26.489	30.450	22.380	1'41.612C	287,2	11:14'46.261
4	16.847	23.206	27.213	22.037	1'29.303	304,2	11:16'15.564

13° 9 D. PETRUCCI [1'28.787]							
Lap	Seg1	Seg2	Seg3	Seg4	Lap Time	km/h	Local Time
		25.855	29.226	22.128		304,2	11:02'15.656
1	16.594	23.087	32.267	27.584	1'39.532	233,3	11:03'55.188
2	16.687	23.052	26.984	22.064	1'28.787	310,3	11:05'23.975
3	18.511	26.894	28.047	31.301	1'44.753P	300,0	11:07'08.728
4	2'59.305	24.913	29.299	24.184	4'17.701P	300,8	11:11'26.429
5	16.606	22.962	28.407	24.207	1'32.182	238,4	11:12'58.611
6	16.812	24.559	28.754	25.548	1'35.673C	211,8	11:14'34.284
7	16.669	23.138	27.200	22.342	1'29.349	305,9	11:16'03.633

14° 77 D. AEGERTER [1'28.836]							
Lap	Seg1	Seg2	Seg3	Seg4	Lap Time	km/h	Local Time
		25.986	30.361	27.242		274,8	11:02'21.531
1	16.734	23.056	27.220	22.130	1'29.140	300,0	11:03'50.671
2	16.771	22.954	27.314	22.115	1'29.154	304,2	11:05'19.825
3	17.549	23.343	27.595	30.940	1'39.427P	302,5	11:06'59.252
4	2'45.373	28.032	36.270	27.981	4'17.656P	242,2	11:11'16.908
5	16.756	22.956	27.118	22.006	1'28.836	292,7	11:12'45.744

15° 5 Y. MONTELLA [1'28.941]							
Lap	Seg1	Seg2	Seg3	Seg4	Lap Time	km/h	Local Time
		23.935	27.305	22.230		305,1	11:02'39.873
1	16.750	23.339	27.281	21.860	1'29.230	304,2	11:04'09.103
2	16.847	23.327	27.420	32.794	1'40.388P	305,1	11:05'49.491
3	4'19.032	23.807	30.552	25.119	5'38.510P	290,3	11:11'28.001
4	16.682	23.205	27.194	21.860	1'28.941	300,8	11:12'56.942
5	17.005	26.495	29.010	25.422	1'37.932C	223,1	11:14'34.874
6	16.701	23.403	27.308	22.411	1'29.823	295,1	11:16'04.697

16° 22 A. LOWES [1'29.018]							
Lap	Seg1	Seg2	Seg3	Seg4	Lap Time	km/h	Local Time
		24.259	27.461	22.399		291,1	11:02'45.885
1	16.750	23.125	27.284	22.113	1'29.272	301,7	11:04'15.157
2	16.680	23.103	27.177	22.058	1'29.018	292,7	11:05'44.175
3	19.858	24.442	27.652	31.949	1'43.901P	291,1	11:07'28.076
4	2'00.353	23.721	27.621	22.439	3'14.134P	299,2	11:10'42.210
5	16.770	23.184	27.304	22.092	1'29.350	301,7	11:12'11.560
6	18.382	25.936	27.757	21.906	1'33.981	300,0	11:13'45.541
7	17.351	24.082	27.566	22.136	1'31.135C	300,8	11:15'16.676

17° 65 J. REA [1'29.054]							
Lap	Seg1	Seg2	Seg3	Seg4	Lap Time	km/h	Local Time
		25.417	29.611	22.370		278,4	11:02'18.182
1	16.754	23.068	27.212	22.020	1'29.054	299,2	11:03'47.236
2	16.789	22.948	27.335	22.068	1'29.140	302,5	11:05'16.376
3	17.518	23.793	27.917	30.808	1'40.036P	297,5	11:06'56.412
4	3'13.632	23.396	30.263	25.114	4'32.405P	269,3	11:11'28.817
5	18.458	23.308	27.310	22.183	1'31.259	291,1	11:13'00.076
6	16.808	24.499	28.006	22.531	1'31.844C	284,2	11:14'31.920
7	18.622	27.132	27.926	22.248	1'35.928	301,7	11:16'07.848

18° 31 G. GERLOFF [1'29.070]							
Lap	Seg1	Seg2	Seg3	Seg4	Lap Time	km/h	Local Time

		28.503	30.419	23.161		298,3	11:01'44.428
1	16.824	23.128	27.449	21.988	1'29.389	304,2	11:03'13.817
2	22.671	24.115	27.660	30.834	1'45.280P	298,3	11:04'59.097
3	4'01.228	23.933	28.431	25.150	5'18.742P	240,5	11:10'17.839
4	16.942	23.099	27.228	21.912	1'29.181	302,5	11:11'47.020
5	16.680	23.177	27.242	21.971	1'29.070	294,3	11:13'16.090
6	17.865	23.817	27.790	22.125	1'31.597C	304,2	11:14'47.687
7	16.954	23.190	27.658	22.060	1'29.862	300,0	11:16'17.549

19° 99 B. SOFUOGLU [1'29.306]							
Lap	Seg1	Seg2	Seg3	Seg4	Lap Time	km/h	Local Time
		25.230	29.493	23.278		270,7	11:01'38.407
1	16.762	23.286	27.451	22.191	1'29.690	294,3	11:03'08.097
2	16.947	23.246	27.507	22.296	1'29.996	296,7	11:04'38.093
3	16.940	23.464	27.702	31.729	1'39.835P	298,3	11:06'17.928
4	2'33.204	24.784	35.997	25.436	3'59.421P	251,7	11:10'17.349
5	16.739	23.195	27.424	21.978	1'29.336	300,0	11:11'46.685
6	16.665	23.107	27.427	22.107	1'29.306	303,4	11:13'15.991
7	16.895	23.752	28.092	22.531	1'31.270C	295,9	11:14'47.261
8	16.842	23.293	27.570	22.100	1'29.805	300,0	11:16'17.066

20° 17 R. VICKERS [1'29.408]							
Lap	Seg1	Seg2	Seg3	Seg4	Lap Time	km/h	Local Time
		25.224	28.790	22.802		291,9	11:01'38.556
1	16.857	23.320	27.458	38.252	1'45.887	296,7	11:03'24.443
2	18.535	24.034	27.483	31.178	1'41.230P	293,5	11:05'05.673
3	4'26.435	31.700	42.404	25.880	6'06.419P	253,5	11:11'12.092
4	19.286	25.863	27.450	22.201	1'34.800	294,3	11:12'46.892
5	16.757	23.300	27.342	22.009	1'29.408	305,1	11:14'16.300
6	18.086	24.688	29.237	22.262	1'34.273C	289,5	11:15'50.573

21° 53 T. RABAT [1'29.425]							
Lap	Seg1	Seg2	Seg3	Seg4	Lap Time	km/h	Local Time
		25.308	29.211	33.721		225,9	11:01'49.492
1	16.676	23.301	27.352	22.096	1'29.425	300,0	11:03'18.917
2	16.851	23.613	28.193	33.574	1'42.231P	298,3	11:05'01.148
3	3'21.587	25.911	29.002	23.474	4'39.974P	283,5	11:09'41.122
4	16.663	23.331	27.332	22.205	1'29.531	295,1	11:11'10.653
5	20.600	28.155	31.489	23.160	1'43.404	276,2	11:12'54.057
6	17.465	25.087	35.157	24.114	1'41.823C	262,1	11:14'35.880
7	16.791	23.319	27.497	22.319	1'29.926	298,3	11:16'05.806

22° 95 T. MACKENZIE [1'29.878]							
Lap	Seg1	Seg2	Seg3	Seg4	Lap Time	km/h	Local Time
		25.343	28.966	27.700		223,6	11:01'44.913
1	16.962	23.253	27.515	22.297	1'30.027	290,3	11:03'14.940
2	16.939	23.282	27.507	22.150	1'29.878	298,3	11:04'44.818
3	21.185	25.352	31.014	33.123	1'50.674P	274,8	11:06'35.492
4	3'26.719	29.563	32.458	25.041	4'53.781P	266,7	11:11'29.273
5	17.473	24.229	27.566	22.211	1'31.479	287,2	11:13'00.752

23° 16 G. RUIJU [1'30.061]							
Lap	Seg1	Seg2	Seg3	Seg4	Lap Time	km/h	Local Time
		25.174	28.879	22.825		287,2	11:01'38.797
1	16.921	23.389	27.632	22.655	1'30.597	298,3	11:03'09.394
2	17.076	23.587	27.828	22.361	1'30.852	297,5	11:04'40.246
3	18.396	25.559	30.011	34.957	1'48.923P	262,1	11:06'29.169
4	2'59.542	29.154	36.733	35.079	4'40.508P	163,1	11:11'09.677
5	17.641	26.377	29.629	23.740	1'37.387	289,5	11:12'47.064
6	16.903	23.447	27.518	22.193	1'30.061	298,3	11:14'17.125
7	16.986	23.598	27.911	22.318	1'30.813C	300,0	11:15'47.938

03/05/2025 P = Pits In/Out - C = Lap Time Cancelled

These data/results cannot be reproduced, stored and/or transmitted in whole or in part by any manner of electronic, mechanical, photocopying, recording, broadcasting or otherwise now known or herein after developed without the previous express consent by the copyright owner, except for reproduction in daily press and regular printed publications on sale to the public within 60 days of the event related to those data/results and always provided that copyright symbol appears together as follows below.

© DORNA WSBK ORGANIZATION Srl 2025

Acerbis Italian Round, 2-4 May 2025

Chronological Analysis Tissot Superpole

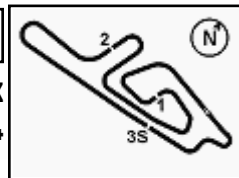
24°		21 Z. ZAIDI [1'31.967]						
Lap	Seg.1	Seg.2	Seg.3	Seg.4	Lap Time	km/h	Local Time	
		25.081	29.661	23.256		273,4	11:02'19.560	
1	17.468	23.851	28.302	22.870	1'32.491	291,1	11:03'52.051	
2	17.501	23.745	28.238	23.101	1'32.585	295,1	11:05'24.636	
3	17.671	23.850	28.533	31.849	1'41.903P	290,3	11:07'06.539	
4	2'36.864	24.350	28.499	23.063	3'52.776P	291,1	11:10'59.315	
5	17.351	23.562	28.329	22.725	1'31.967	299,2	11:12'31.282	
6	17.310	23.549	28.308	22.860	1'32.027	299,2	11:14'03.309	
7	18.003	25.146	28.982	22.943	1'35.074C	296,7	11:15'38.383	

03/05/2025

P = Pits In/Out - C = Lap Time Cancelled

These data/results cannot be reproduced, stored and/or transmitted in whole or in part by any manner of electronic, mechanical, photocopying, recording, broadcasting or otherwise now known or herein after developed without the previous express consent by the copyright owner, except for reproduction in daily press and regular printed publications on sale to the public within 60 days of the event related to those data/results and always provided that copyright symbol appears together as follows below.

© DORNA WSBK ORGANIZATION Srl 2025



Cremona Circuit 3.768 m

Acerbis Italian Round, 2-4 May 2025

Best Laps & Speeds

No.	Rider Bike	Nat	Best Lap		FP1		FP2		FP3		SP	
			LL	SPD	LL	SPD	LL	SPD	LL	SPD	LL	SPD
1	11 N. BULEGA Ducati Panigale V4R	ITA	1'27.866 58 310,3		1'29.158 19 307,7		1'29.250 20 308,6		1'28.720 12 309,5		1'27.866 7 310,3	
2	14 S. LOWES Ducati Panigale V4R	GBR	1'28.081 55 307,7		1'29.669 17 304,2		1'29.791 22 302,5		1'28.603 9 304,2		1'28.081 7 307,7	
3	1 T. RAZGATLIOGLU BMW M1000RR	TUR	1'28.159 53 310,3		1'29.553 19 307,7		1'29.465 16 307,7		1'28.758 10 308,6		1'28.159 8 310,3	
4	19 A. BAUTISTA Ducati Panigale V4R	ESP	1'28.369 35 307,7		1'31.042 3 294,3		1'29.730 15 307,7		1'28.439 10 306,8		1'28.369 7 307,7	
5	97 X. VIERGE Honda CBR1000 RR-R	ESP	1'28.495 55 305,9		1'29.801 19 302,5		1'30.036 19 305,9		1'29.040 10 305,1		1'28.495 7 302,5	
6	29 A. IANNONE Ducati Panigale V4R	ITA	1'28.531 45 309,5		1'30.147 14 309,5		1'29.951 14 304,2		1'28.913 11 309,5		1'28.531 6 306,8	
7	87 R. GARDNER Yamaha YZF R1	AUS	1'28.559 55 305,1		1'29.986 20 302,5		1'30.057 17 303,4		1'28.757 11 303,4		1'28.559 7 305,1	
8	55 A. LOCATELLI Yamaha YZF R1	ITA	1'28.560 56 302,5		1'29.970 20 300,8		1'29.704 20 301,7		1'28.589 9 302,5		1'28.560 7 300,8	
9	7 I. LECUONA Honda CBR1000 RR-R	ESP	1'28.564 58 306,8		1'29.621 17 302,5		1'29.785 22 304,2		1'28.884 11 304,2		1'28.564 8 306,8	
10	60 M. VAN DER MARK BMW M1000RR	NED	1'28.585 45 306,8		1'30.591 8 302,5		1'30.208 18 306,8		1'29.283 11 303,4		1'28.585 8 305,1	
11	45 S. REDDING Ducati Panigale V4R	GBR	1'28.644 59 307,7		1'30.028 21 304,2		1'30.125 19 305,1		1'29.327 11 305,9		1'28.644 8 307,7	
12	47 A. BASSANI bimota KB998 Rimini	ITA	1'28.760 55 308,6		1'29.990 21 302,5		1'29.640 20 308,6		1'29.401 10 305,1		1'28.760 4 304,2	
13	9 D. PETRUCCI Ducati Panigale V4R	ITA	1'28.787 47 310,3		1'29.537 11 305,9		1'29.954 18 305,1		1'28.897 11 307,7		1'28.787 7 310,3	
14	77 D. AEGERTER Yamaha YZF R1	SUI	1'28.836 57 304,2		1'30.989 20 300,8		1'30.316 21 303,4		1'28.966 11 304,2		1'28.836 5 304,2	
15	5 Y. MONTELLA Ducati Panigale V4R	ITA	1'28.941 60 305,1		1'30.329 21 304,2		1'30.057 20 301,7		1'29.785 13 305,1		1'28.941 6 305,1	
16	22 A. LOWES bimota KB998 Rimini	GBR	1'29.018 52 304,2		1'29.767 19 303,4		1'29.838 24 304,2		1'29.493 2 300,8		1'29.018 7 301,7	
17	65 J. REA Yamaha YZF R1	GBR	1'29.054 53 302,5		1'30.613 18 301,7		1'30.547 18 302,5		1'29.347 10 301,7		1'29.054 7 302,5	
18	31 G. GERLOFF Kawasaki ZX-10RR	USA	1'29.070 57 306,8		1'30.545 17 304,2		1'30.448 23 306,8		1'29.384 10 304,2		1'29.070 7 304,2	
19	99 B. SOFUOGLU Yamaha YZF R1	TUR	1'29.306 62 303,4		1'30.623 20 300,8		1'30.079 22 301,7		1'30.335 12 300,8		1'29.306 8 303,4	
20	17 R. VICKERS Ducati Panigale V4R	GBR	1'29.408 53 305,1		1'30.453 17 302,5		1'30.492 18 304,2		1'29.941 12 305,1		1'29.408 6 305,1	
21	53 T. RABAT Yamaha YZF R1	ESP	1'29.425 51 300,0		1'30.773 22 297,5		1'30.798 13 295,9		1'29.796 9 297,5		1'29.425 7 300,0	
22	95 T. MACKENZIE Honda CBR1000 RR-R	GBR	1'29.878 46 299,2		1'31.083 15 299,2		1'30.542 18 299,2		1'30.243 8 296,7		1'29.878 5 298,3	
23	16 G. RUIU Ducati Panigale V4R	ITA	1'30.061 52 300,0		1'31.966 16 297,5		1'31.371 19 299,2		1'30.941 10 299,2		1'30.061 7 300,0	
24	21 Z. ZAIDI Honda CBR1000 RR-R	MAS	1'31.967 52 299,2		1'33.437 18 295,1		1'32.800 17 299,2		1'32.354 10 298,3		1'31.967 7 299,2	

03/05/2025

These data/results cannot be reproduced, stored and/or transmitted in whole or in part by any manner of electronic, mechanical, photocopying, recording, broadcasting or otherwise now known or herein after developed without the previous express consent by the copyright owner, except for reproduction in daily press and regular printed publications on sale to the public within 60 days of the event related to those data/results and always provided that copyright symbol appears together as follows below.

© DORNA WSBK ORGANIZATION Srl 2025

FICR PERUGIA TIMING

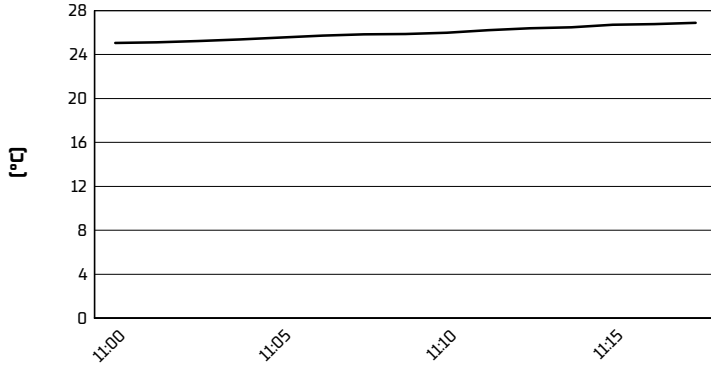


Acerbis Italian Round, 2-4 May 2025

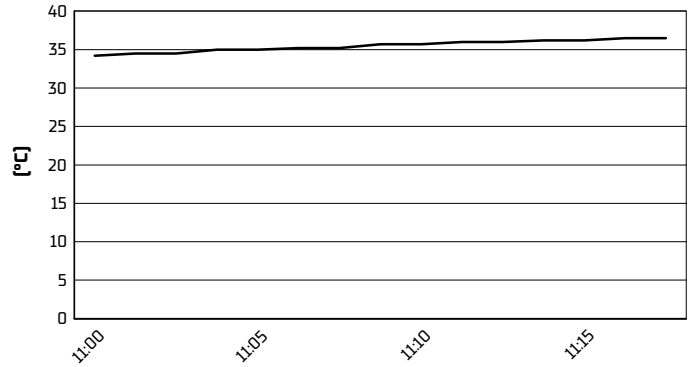
Weather Report Tissot Superpole

Session started 11:00 - Session ended 11:18


Air Temperature



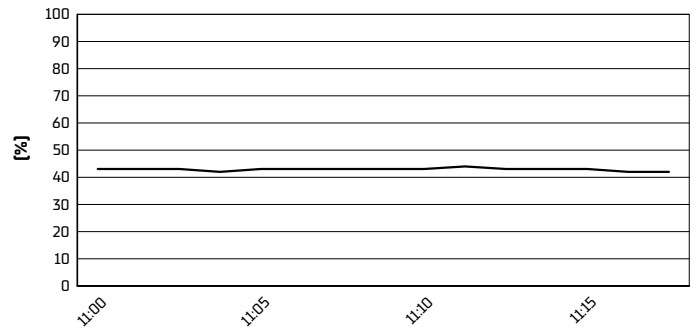
Track Temperature



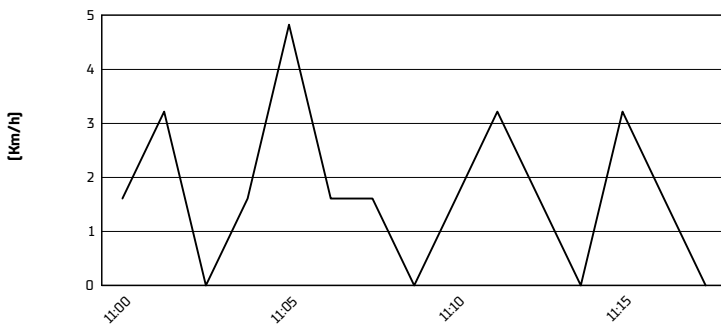
Air Pressure



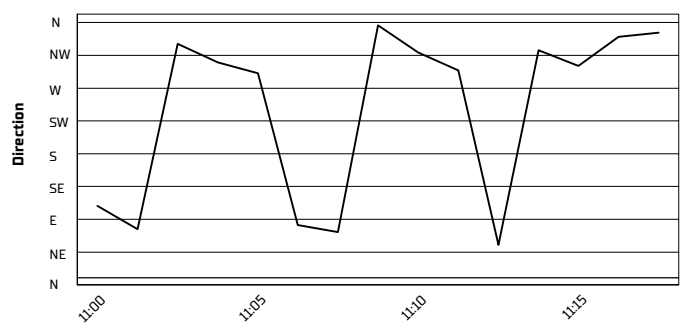
Humidity



Wind Speed



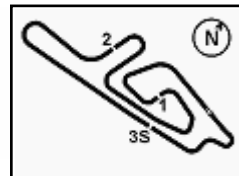
Wind Direction



03/05/2025

These data/results cannot be reproduced, stored and/or transmitted in whole or in part by any manner of electronic, mechanical, photocopying, recording, broadcasting or otherwise now known or herein after developed without the previous express consent by the copyright owner, except for reproduction in daily press and regular printed publications on sale to the public within 60 days of the event related to those data/results and always provided that copyright symbol appears together as follows below.

© DORNA WSBK ORGANIZATION Srl 2025



Cremona Circuit 3.768 m

Acerbis Italian Round, 2-4 May 2025

Starting Grid - Race 1 [23 Laps x 3,768 km = 86,664 km]

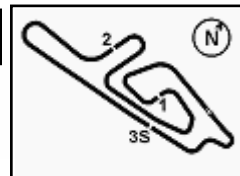
3	1 RAZGATLIOGLU T. BMW 1'28.159	2	14 LOWES S. Ducati 1'28.081	1	11 BULEGA N. Ducati 1'27.866	1
6	29 IANNONE A. Ducati 1'28.531	5	97 VIERGE X. Honda 1'28.495	4	19 BAUTISTA A. Ducati 1'28.369	2
9	60 VAN DER MARK M. BMW 1'28.585	8	7 LECUONA I. Honda 1'28.564	7	87 GARDNER R. Yamaha 1'28.559	3
12	47 BASSANI A. bimota 1'28.760	11	55 LOCATELLI A. Yamaha 1'28.560	10	45 REDDING S. Ducati 1'28.644	4
15	5 MONTELLA Y. Ducati 1'28.941	14	77 AEGERTER D. Yamaha 1'28.836	13	9 PETRUCCI D. Ducati 1'28.787	5
18	31 GERLOFF G. Kawasaki 1'29.070	17	65 REA J. Yamaha 1'29.054	16	22 LOWES A. bimota 1'29.018	6
21	53 RABAT T. Yamaha 1'29.425	20	17 VICKERS R. Ducati 1'29.408	19	99 SOFUOGLU B. Yamaha 1'29.306	7
24	21 ZAIDI Z. Honda 1'31.967	23	16 RUIU G. Ducati 1'30.061	22	95 MACKENZIE T. Honda 1'29.878	8

N.55 (Locatelli A.) has been penalized with a drop of 3 grid positions - Slow on racing line disturbing another rider

03/05/2025 The Race Director

* = Penalized

These data/results cannot be reproduced, stored and/or transmitted in whole or in part by any manner of electronic, mechanical, photocopying, recording, broadcasting or otherwise now known or herein after developed without the previous express consent by the copyright owner, except for reproduction in daily press and regular printed publications on sale to the public within 60 days of the event related to those data/results and always provided that copyright symbol appears together as follows below. © DORNA WSBK ORGANIZATION Srl 2025



Cremona Circuit 3.768 m

Acerbis Italian Round, 2-4 May 2025

Tissot Superpole Winners

	2022	2023	2024	2025
01 Phillip Island	Bautista (Esp) Duc 1'29.815 (178,2 Km/h)	Razgatlioglu (Tur) Yam 1'29.400 (179,0 Km/h)	Bulega (Ita) Duc 1'27.916 (182,0 Km/h)	Bulega (Ita) Duc 1'28.824 (180,2 Km/h)
02 Portimao	Rea (Gbr) Kaw 1'39.610 (166,0 Km/h)	Rea (Gbr) Kaw 1'39.620 (165,9 Km/h)	Razgatlioglu (Tur) Bmw 1'39.783 (165,7 Km/h)	Razgatlioglu (Tur) Bmw 1'39.081 (166,8 Km/h)
03 Assen	Razgatlioglu (Tur) Yam 1'32.934 (175,9 Km/h)	Bautista (Esp) Duc 1'33.542 (174,8 Km/h)	Rea (Gbr) Yam 1'42.650 (159,3 Km/h)	Lowes (Gbr) Duc 1'32.596 (176,6 Km/h)
04 Cremona			Bulega (Ita) Duc 1'27.953 (154,2 Km/h)	Bulega (Ita) Duc 1'27.866 (154,4 Km/h)
05 Most	Rea (Gbr) Kaw 1'30.947 (166,7 Km/h)	Razgatlioglu (Tur) Yam 1'30.801 (167,0 Km/h)	Razgatlioglu (Tur) Bmw 1'30.064 (168,4 Km/h)	
06 Misano	Bautista (Esp) Duc 1'33.328 (156,6 Km/h)	Bautista (Esp) Duc 1'33.017 (157,1 Km/h)	Razgatlioglu (Tur) Bmw 1'32.320 (158,3 Km/h)	
07 Donington	Rea (Gbr) Kaw 1'26.080 (131,7 Km/h)	Rea (Gbr) Kaw 1'26.041 (131,8 Km/h)	Razgatlioglu (Tur) Bmw 1'24.629 (134,0 Km/h)	
08 Balaton				
09 Magny-Cours	Rea (Gbr) Kaw 1'36.124 (158,2 Km/h)	Gerloff (Usa) Bmw 1'35.453 (159,3 Km/h)	Lowes (Gbr) Kaw 1'51.946 (135,9 Km/h)	
10 Aragon	Razgatlioglu (Tur) Yam 1'48.267 (168,8 Km/h)	Rea (Gbr) Kaw 1'47.973 (169,3 Km/h)	Bulega (Ita) Duc 1'47.840 (169,5 Km/h)	
11 Estoril	Rea (Gbr) Kaw 1'35.346 (157,9 Km/h)		Razgatlioglu (Tur) Bmw 1'52.430 (133,9 Km/h)	
12 Jerez		Bautista (Esp) Duc 1'38.635 (161,4 Km/h)	Bulega (Ita) Duc 1'37.596 (163,2 Km/h)	

2025

- 2 N. Bulega
- 1 T. Razgatlioglu
- 1 S. Lowes

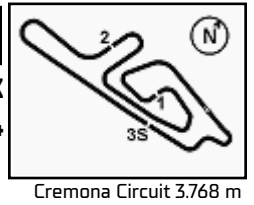
ALL TIMES

- | | | | |
|--------------------|----------------|------------------|-------------------|
| 51 T. Sykes | 7 R. Laconi | 2 B. Bostrom | 1 P. Goddard |
| 44 J. Rea | 6 N. Bulega | 2 M. Campbell | 1 T. Hill |
| 43 T. Corser | 6 C. Crutchlow | 2 A. Gobert | 1 S. Hislop |
| 26 T. Bayliss | 6 J. Kocinski | 2 A. Lowes | 1 J. Hopkins |
| 21 C. Fogarty | 5 M. Biaggi | 2 M. Lucchinelli | 1 I. Jaitovich |
| 19 T. Razgatlioglu | 5 D. Giugliano | 2 B. Monti | 1 T. Kipp |
| 17 D. Polen | 4 S. Guintoli | 2 Y. Nagai | 1 L. Lanzi |
| 16 N. Hodgson | 4 E. Laverty | 2 M. Neukirchner | 1 I. Lecuona |
| 15 C. Edwards | 4 M. Melandri | 2 S. Redding | 1 S. Lowes |
| 11 B. Spies | 4 F. Merkel | 2 D. Tardozzi | 1 M. Mladin |
| 10 A. Bautista | 4 J. Toseland | 2 A. Yanagawa | 1 F. Nieto |
| 10 C. Checa | 3 L. Haslam | 1 A. Badovini | 1 J. Reynolds |
| 10 P. Chilli | 3 Y. Kagayama | 1 R. Burnett | 1 M. Tamada |
| 9 R. Roche | 3 S. Martin | 1 D. Chandler | 1 M. van der Mark |
| 8 G. Falappa | 3 S. Mertens | 1 S. Crafar | 1 A. Vieira |
| 8 S. Russell | 3 R. Phillis | 1 M. Doohan | 1 R. Xaus |
| 8 A. Slight | 3 J. Smrz | 1 M. Dowson | |
| 7 C. Davies | 3 C. Vermeulen | 1 M. Fabrizio | |
| 7 N. Haga | 2 L. Baz | 1 G. Gerloff | |

03/05/2025

These data/results cannot be reproduced, stored and/or transmitted in whole or in part by any manner of electronic, mechanical, photocopying, recording, broadcasting or otherwise now known or herein after developed without the previous express consent by the copyright owner, except for reproduction in daily press and regular printed publications on sale to the public within 60 days of the event related to those data/results and always provided that copyright symbol appears together as follows below.

© DORNA WSBK ORGANIZATION Srl 2025



Acerbis Italian Round, 2-4 May 2025
Tissot Superpole Award

	Points	Points From First	Points From Previous	February 23	March 23	April 13	May 4	May 18	June 15	July 13	July 27	September 7	September 28	October 12	October 19				
				PHILLIP ISLAND	PORTIMAO	ASSEN	CREMONA	MOST	MISANO	DONINGTON	BALATON	MAGNY-COURS	ARAGON	ESTORIL	JEREZ				
1 BULEGA Nicolo (ITA)	63			12 12	9 9	9	12												
2 RAZGATLIOGLU Toprak (TUR)	59	4		9	12 12	7 12	7												
3 LOWES Sam (GBR)	44	19	15	5	5 4	12 9	9												
4 BAUTISTA Alvaro (ESP)	32	31	12	6	1 7	5 7	6												
5 LOCATELLI Andrea (ITA)	29	34	3	2 4	6 5	4 6	2												
6 PETRUCCI Danilo (ITA)	28	35	1	5 7	7 6	3													
7 IANNONE Andrea (ITA)	20	43	8	7 9			4												
8 REDDING Scott (GBR)	14	49	6	4 6			4												
9 VAN DER MARK Michael (NED)	14	49	0	3	3 3	5													
10 VIERGE Xavi (ESP)	11	52	3		4 2		5												
11 GARDNER Remy (AUS)	9	54	2	1		2 3	3												
12 BASSANI Axel (ITA)	7	56	2	1		6													
13 LOWES Alex (GBR)	4	59	3	3		1													
14 MONTELLA Yari (ITA)	4	59	0	2		2													
15 AEGERTER Dominique (SUI)	2	61	2		2														
16 LECUONA Iker (ESP)	2	61	0		1		1												
17 MACKENZIE Tarran (GBR)	1	62	1			1													

03/05/2025 Odd points columns: Tissot Superpole Even points columns: Tissot Superpole Race

These data/results cannot be reproduced, stored and/or transmitted in whole or in part by any manner of electronic, mechanical, photocopying, recording, broadcasting or otherwise now known or herein after developed without the previous express consent by the copyright owner, except for reproduction in daily press and regular printed publications on sale to the public within 60 days of the event related to those data/results and always provided that copyright symbol appears together as follows below.

© DORNA WSBK ORGANIZATION Srl 2025