

Cremona Circuit 3.768 m

Acerbis Italian Round, 2-4 May 2025

Chronological Analysis Race 2

Start at 15:15'12.419

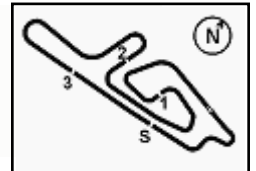
1 / 6

1° 62 S. MANZI (1'32.093)							
Lap	Seg.1	Seg.2	Seg.3	Seg.4	Lap Time	km/h	Local Time
1		24.273	28.543	23.112	1'35.741	272,0	15:16'48.160
2	17.099	23.980	28.225	22.887	1'32.191	270,7	15:18'20.351
3	17.013	23.989	28.182	22.928	1'32.112	270,0	15:19'52.463
4	17.053	24.013	28.136	23.020	1'32.222	268,7	15:21'24.685
5	16.911	24.019	28.139	23.024	1'32.093	268,0	15:22'56.778
6	17.008	24.006	28.218	22.871	1'32.103	268,7	15:24'28.881
7	16.962	24.052	28.450	22.990	1'32.454	270,0	15:26'01.335
8	17.059	24.052	28.269	22.926	1'32.306	269,3	15:27'33.641
9	16.982	24.136	28.234	23.051	1'32.403	266,7	15:29'06.044
10	17.005	24.129	28.331	22.986	1'32.451	268,0	15:30'38.495
11	17.128	24.234	28.339	23.022	1'32.723	267,3	15:32'11.218
12	17.046	24.312	28.345	22.998	1'32.701	266,7	15:33'43.919
13	17.122	24.490	28.376	23.000	1'32.988	264,7	15:35'16.907
14	17.030	24.333	28.329	22.996	1'32.688	266,0	15:36'49.595
15	17.014	24.372	28.288	23.040	1'32.714	266,0	15:38'22.309
16	17.060	24.406	28.383	23.034	1'32.883	266,0	15:39'55.192
17	17.028	24.383	28.268	22.995	1'32.674	266,0	15:41'27.866
18	17.021	24.356	28.282	23.194	1'32.853	270,0	15:43'00.719
19	17.528	24.435	28.542	23.214	1'33.719	264,7	15:44'34.438
20	17.154	24.533	28.326	23.169	1'33.182	261,5	15:46'07.620
Race Time 30'55.201							
4° 94 L. MAHIAS (1'32.001)							
Lap	Seg.1	Seg.2	Seg.3	Seg.4	Lap Time	km/h	Local Time
1		24.681	28.279	23.268	1'36.758	268,0	15:16'49.177
2	17.189	23.897	28.045	23.260	1'32.391	268,0	15:18'21.568
3	17.069	23.822	28.012	23.175	1'32.078	266,0	15:19'53.646
4	17.039	23.720	28.071	23.171	1'32.001	265,4	15:21'25.647
5	17.123	23.806	28.134	23.191	1'32.254	264,1	15:22'57.901
6	17.082	23.788	28.089	23.129	1'32.088	264,1	15:24'29.989
7	17.103	23.933	28.201	23.254	1'32.491	262,8	15:26'02.480
8	17.135	23.950	28.201	23.202	1'32.488	262,1	15:27'34.968
9	17.125	23.910	28.176	23.309	1'32.520	259,6	15:29'07.488
10	17.210	23.919	28.234	23.356	1'32.719	259,0	15:30'40.207
11	17.149	23.924	28.265	23.206	1'32.544	259,0	15:32'12.751
12	17.103	24.026	28.306	23.380	1'32.815	260,2	15:33'45.566
13	17.365	24.148	28.357	23.356	1'33.226	260,2	15:35'18.792
14	17.169	24.178	28.402	23.315	1'33.064	258,4	15:36'51.856
15	17.236	24.139	28.375	23.300	1'33.050	258,4	15:38'24.906
16	17.151	24.289	28.503	23.525	1'33.468	257,8	15:39'58.374
17	17.258	24.255	28.462	23.571	1'33.546	257,1	15:41'31.920
18	17.322	24.330	28.429	23.465	1'33.546	254,7	15:43'05.466
19	17.345	24.428	28.471	23.473	1'33.717	256,5	15:44'39.183
20	17.409	24.508	28.620	24.204	1'34.741	254,7	15:46'13.924
Race Time 31'01.505							
5° 11 B. BENDSNEYDER (1'32.489)							
Lap	Seg.1	Seg.2	Seg.3	Seg.4	Lap Time	km/h	Local Time
1		24.391	28.930	23.991	1'38.626	272,0	15:16'51.045
2	17.224	23.921	28.229	23.346	1'32.720	274,1	15:18'23.765
3	17.299	24.055	28.273	23.179	1'32.806	272,7	15:19'56.571
4	17.180	23.979	28.451	23.396	1'33.006	272,7	15:21'29.577
5	17.364	24.046	28.417	23.172	1'32.999	271,4	15:23'02.576
6	17.272	24.076	28.412	23.146	1'32.906	272,0	15:24'35.482
7	17.145	23.889	28.214	23.330	1'32.578	273,4	15:26'08.060
8	17.315	24.214	28.300	23.220	1'33.049	272,7	15:27'41.109
9	17.164	23.954	28.245	23.294	1'32.657	272,7	15:29'13.766
10	17.218	24.073	28.573	23.235	1'33.099	270,7	15:30'46.865
11	17.171	24.096	28.469	23.385	1'33.121	266,7	15:32'19.986
12	17.228	24.324	28.389	23.164	1'33.105	265,4	15:33'53.091
13	17.137	24.100	28.142	23.110	1'32.489	268,0	15:35'25.580
14	17.064	24.320	28.302	23.200	1'32.886	265,4	15:36'58.466
15	17.093	24.257	28.194	23.372	1'32.916	265,4	15:38'31.382
16	17.078	24.391	28.280	23.222	1'32.971	264,1	15:40'04.353
17	17.077	24.339	28.248	23.297	1'32.961	265,4	15:41'37.314
18	17.085	24.496	28.313	23.217	1'33.111	265,4	15:43'10.425
19	17.106	24.452	28.341	23.274	1'33.173	265,4	15:44'43.598
20	17.195	24.468	28.371	23.278	1'33.312	264,7	15:46'16.910
Race Time 31'04.491							
6° 77 F. FARIOLI (1'32.350)							
Lap	Seg.1	Seg.2	Seg.3	Seg.4	Lap Time	km/h	Local Time
1		24.988	28.545	23.448	1'38.972	266,0	15:16'51.391
2	17.462	23.921	28.265	23.292	1'32.940	271,4	15:18'24.331
3	17.174	23.870	28.515	23.208	1'32.767	273,4	15:19'57.098
4	17.141	23.856	28.180	23.173	1'32.350	273,4	15:21'29.448
5	17.323	24.101	28.267	23.064	1'32.755	274,1	15:23'02.203
6	17.247	24.045	28.366	23.073	1'32.731	273,4	15:24'34.934
7	17.197	24.033	28.291	23.386	1'32.907	274,1	15:26'07.841
8	17.116	24.072	28.159	23.177	1'32.524	272,7	15:27'40.365
9	17.092	24.220	28.343	23.221	1'32.876	272,0	15:29'13.241
10	17.209	24.489	28.284	23.268	1'33.250	270,7	15:30'46.491

04/05/2025 P = Pits In/Out - C = Lap Time Cancelled

These data/results cannot be reproduced, stored and/or transmitted in whole or in part by any manner of electronic, mechanical, photocopying, recording, broadcasting or otherwise now known or herein after developed without the previous express consent by the copyright owner, except for reproduction in daily press and regular printed publications on sale to the public within 60 days of the event related to those data/results and always provided that copyright symbol appears together as follows below.

© DORNA WSBK ORGANIZATION Srl 2025



Cremona Circuit 3.768 m

Acerbis Italian Round, 2-4 May 2025 Chronological Analysis Race 2

Start at 15:15'12.419

2 / 6

Table with 14 columns (Rider, Seg.1, Seg.2, Seg.3, Seg.4, Lap Time, km/h, Local Time, Rank, Seg.1, Seg.2, Seg.3, Seg.4, Lap Time, km/h, Local Time). Rows 11 to 20.

7° 20 X. CARDELUS (1'32.734)

Table with 8 columns (Lap, Seg.1, Seg.2, Seg.3, Seg.4, Lap Time, km/h, Local Time). Rows 1 to 20.

8° 52 J. ALCOBA (1'32.591)

Table with 8 columns (Lap, Seg.1, Seg.2, Seg.3, Seg.4, Lap Time, km/h, Local Time). Rows 1 to 20.

9° 64 F. CARICASULO (1'32.563)

Table with 8 columns (Lap, Seg.1, Seg.2, Seg.3, Seg.4, Lap Time, km/h, Local Time). Rows 1 to 4.

Table with 8 columns (Lap, Seg.1, Seg.2, Seg.3, Seg.4, Lap Time, km/h, Local Time). Rows 16 to 20.

10° 57 A. MAHENDRA (1'32.701)

Table with 8 columns (Lap, Seg.1, Seg.2, Seg.3, Seg.4, Lap Time, km/h, Local Time). Rows 1 to 20.

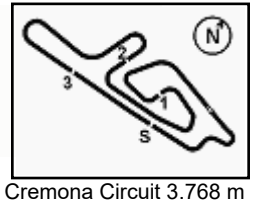
11° 23 M. SCHROETTER (1'32.543)

Table with 8 columns (Lap, Seg.1, Seg.2, Seg.3, Seg.4, Lap Time, km/h, Local Time). Rows 1 to 20.

04/05/2025 P = Pits In/Out - C = Lap Time Cancelled

These data/results cannot be reproduced, stored and/or transmitted in whole or in part by any manner of electronic, mechanical, photocopying, recording, broadcasting or otherwise now known or herein after developed without the previous express consent by the copyright owner, except for reproduction in daily press and regular printed publications on sale to the public within 60 days of the event related to those data/results and always provided that copyright symbol appears together as follows below.

© DORNA WSBK ORGANIZATION Srl 2025



Acerbis Italian Round, 2-4 May 2025
Chronological Analysis Race 2

Start at 15:15'12.419

3 / 6

12° 24 L. TACCINI (1'32.818)						
Lap	Seg.1	Seg.2	Seg.3	Seg.4	Lap Time	Local Time
1		25.088	28.886	23.858	1'40.249	265,4
2	17.309	24.090	28.263	23.429	1'33.091	275,5
3	17.235	24.025	28.317	23.684	1'33.261	274,1
4	17.268	24.050	28.234	23.364	1'32.916	276,9
5	17.368	24.003	28.204	23.326	1'32.901	274,1
6	17.520	24.045	28.545	23.529	1'33.639	272,7
7	17.377	24.018	28.320	23.477	1'33.192	275,5
8	17.219	24.231	28.286	23.243	1'32.979	272,7
9	17.234	24.025	28.222	23.337	1'32.818	272,7
10	17.247	24.211	28.736	23.256	1'33.450	270,7
11	17.260	24.150	28.480	23.328	1'33.218	269,3
12	17.206	24.135	28.429	23.392	1'33.162	268,7
13	17.283	24.139	28.436	23.322	1'33.180	270,7
14	17.239	24.224	28.459	23.292	1'33.214	270,0
15	17.264	24.304	28.472	23.332	1'33.372	268,7
16	17.192	24.309	28.446	23.321	1'33.268	270,0
17	17.210	24.304	28.373	23.424	1'33.311	270,0
18	17.292	24.438	28.485	23.303	1'33.518	273,4
19	17.227	24.585	28.377	23.323	1'33.512	269,3
20	17.299	24.559	28.443	23.517	1'33.818	264,7
Race Time 31'12.069						

17	17.213	24.623	28.669	23.482	1'33.987	264,1
18	17.251	24.641	28.772	23.486	1'34.150	263,4
19	17.272	24.581	28.722	23.396	1'33.971	262,8
20	17.209	24.583	28.662	23.466	1'33.920	262,1
Race Time 31'18.464						

13° 32 O. BAYLISS (1'32.737)						
Lap	Seg.1	Seg.2	Seg.3	Seg.4	Lap Time	Local Time
1		25.407	28.587	23.742	1'39.366	255,9
2	17.459	23.989	28.231	23.453	1'33.132	264,7
3	17.358	23.949	28.302	23.468	1'33.077	269,3
4	17.375	23.912	28.451	23.421	1'33.159	268,7
5	17.374	23.999	28.255	23.645	1'33.273	270,0
6	17.303	24.145	28.598	23.444	1'33.490	271,4
7	17.282	24.049	28.275	23.316	1'32.922	272,7
8	17.341	24.186	28.384	23.200	1'33.111	270,0
9	17.385	24.049	28.284	23.202	1'32.920	270,7
10	17.262	24.039	28.299	23.137	1'32.737	268,7
11	17.281	24.088	28.509	23.248	1'33.126	268,7
12	17.273	24.178	28.363	23.119	1'32.933	270,0
13	17.383	24.288	28.594	23.192	1'33.457	268,7
14	17.245	24.128	28.463	23.221	1'33.057	270,0
15	17.446	24.349	28.485	23.250	1'33.530	271,4
16	17.355	24.308	28.478	23.294	1'33.435	270,7
17	17.382	24.345	28.469	23.768	1'33.964	268,7
18	17.417	24.491	28.498	23.234	1'33.640	270,7
19	17.327	24.495	28.462	23.258	1'33.542	268,7
20	17.421	24.392	28.722	23.337	1'33.872	271,4
Race Time 31'11.743 + 0.458Pen						

15° 27 K. TOBA (1'33.081)						
Lap	Seg.1	Seg.2	Seg.3	Seg.4	Lap Time	Local Time
1		25.276	28.764	24.054	1'40.366	255,9
2	17.360	24.105	28.368	23.410	1'33.243	271,4
3	17.320	24.186	28.290	23.456	1'33.252	266,7
4	17.268	24.121	28.339	23.353	1'33.081	267,3
5	17.413	24.119	28.334	23.447	1'33.313	266,7
6	17.281	24.071	28.374	23.487	1'33.213	268,7
7	17.391	24.054	28.535	23.402	1'33.382	268,0
8	17.353	24.115	28.543	23.455	1'33.466	266,7
9	17.362	24.097	28.446	23.440	1'33.345	268,0
10	17.415	24.062	28.540	23.519	1'33.536	267,3
11	17.402	24.224	28.532	23.475	1'33.633	266,0
12	17.355	24.220	28.638	23.508	1'33.721	270,7
13	17.368	24.469	28.584	23.475	1'33.896	264,1
14	17.468	24.310	28.685	23.557	1'34.020	264,7
15	17.389	24.460	28.685	23.465	1'33.999	264,7
16	17.359	24.550	28.624	23.429	1'33.962	264,7
17	17.255	24.488	28.562	23.443	1'33.748	265,4
18	17.302	24.502	28.637	23.578	1'34.019	264,7
19	17.395	24.586	28.585	23.527	1'34.093	264,1
20	17.371	24.633	28.696	23.863	1'34.563	262,1
Race Time 31'19.851						

14° 31 Y. OKAMOTO (1'32.972)						
Lap	Seg.1	Seg.2	Seg.3	Seg.4	Lap Time	Local Time
1		25.388	28.639	23.894	1'39.955	260,9
2	17.447	23.922	28.337	23.266	1'32.972	271,4
3	17.266	23.909	28.328	23.687	1'33.190	270,7
4	17.343	23.958	28.377	23.396	1'33.074	271,4
5	17.326	23.975	28.366	23.378	1'33.045	272,0
6	17.387	24.161	28.609	23.516	1'33.673	269,3
7	17.362	23.976	28.390	23.461	1'33.189	269,3
8	17.204	24.206	28.367	23.638	1'33.415	254,7
9	17.242	24.173	28.459	23.344	1'33.218	267,3
10	17.304	24.228	28.499	23.497	1'33.528	269,3
11	17.293	24.376	28.532	23.365	1'33.566	266,0
12	17.247	24.350	28.604	23.361	1'33.562	266,0
13	17.315	24.333	28.667	23.424	1'33.739	266,0
14	17.315	24.446	28.704	23.443	1'33.908	265,4
15	17.340	24.598	28.779	23.551	1'34.268	264,1
16	17.261	24.624	28.768	23.481	1'34.134	263,4

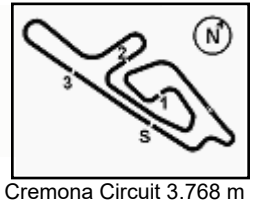
16° 50 O. VOSTATEK (1'33.430)						
Lap	Seg.1	Seg.2	Seg.3	Seg.4	Lap Time	Local Time
1		25.376	29.255	23.964	1'41.075	267,3
2	17.360	24.504	28.639	23.390	1'33.893	270,0
3	17.250	24.255	28.623	23.383	1'33.511	268,0
4	17.374	24.196	28.672	23.293	1'33.535	268,7
5	17.175	24.350	28.590	23.377	1'33.492	267,3
6	17.176	24.264	28.691	23.413	1'33.544	270,0
7	17.355	24.357	28.626	23.467	1'33.805	268,0
8	17.401	24.331	28.742	23.273	1'33.747	269,3
9	17.193	24.297	28.632	23.308	1'33.430	263,4
10	17.575	24.267	28.460	23.227	1'33.529	266,7
11	17.196	24.403	28.621	23.410	1'33.630	267,3
12	17.149	24.397	28.691	23.433	1'33.670	268,7
13	17.370	24.700	28.971	23.423	1'34.464	270,0
14	17.278	24.587	28.795	23.472	1'34.132	266,7
15	17.314	24.853	28.802	23.350	1'34.319	265,4
16	17.100	24.739	28.730	23.301	1'33.870	265,4
17	17.219	24.673	28.731	23.659	1'34.282	268,0
18	17.360	24.740	28.820	23.361	1'34.281	264,1
19	17.211	24.771	28.742	23.421	1'34.145	262,8
20	17.288	24.735	28.797	23.502	1'34.322	263,4
Race Time 31'24.676						

17° 13 M. RATO (1'33.082)						
Lap	Seg.1	Seg.2	Seg.3	Seg.4	Lap Time	Local Time
1		25.239	28.993	23.729	1'40.883	273,4
2	17.432	24.159	28.420	23.453	1'33.464	274,1
3	17.286	24.107	28.396	23.644	1'33.433	271,4
4	17.250	24.162	28.493	23.360	1'33.265	272,7
5	17.212	24.090	28.490	23.290	1'33.082	274,1
6	17.269	24.152	28.637	23.298	1'33.356	268,0
7	17.316	24.231	28.645	23.345	1'33.537	267,3
8	17.274	24.245	28.689	23.359	1'33.567	268,7
9	17.314	24.235	28.712	23.409	1'33.670	265,4
10	17.376	24.425	28.809	23.410	1'34.020	266,0

04/05/2025 P = Pits In/Out - C = Lap Time Cancelled

These data/results cannot be reproduced, stored and/or transmitted in whole or in part by any manner of electronic, mechanical, photocopying, recording, broadcasting or otherwise now known or herein after developed without the previous express consent by the copyright owner, except for reproduction in daily press and regular printed publications on sale to the public within 60 days of the event related to those data/results and always provided that copyright symbol appears together as follows below.

© DORNA WSBK ORGANIZATION Srl 2025



Acerbis Italian Round, 2-4 May 2025 Chronological Analysis Race 2

Start at 15:15'12.419

4 / 6

Table with 8 columns: Lap, Seg.1, Seg.2, Seg.3, Seg.4, Lap Time, km/h, Local Time. Rows 11-20 for rider 18° 28 G. VAN STRAALEN (1'33.352).

Table with 8 columns: Lap, Seg.1, Seg.2, Seg.3, Seg.4, Lap Time, km/h, Local Time. Rows 11-20 for rider 21° 16 B. D'ONOFRIO (1'33.643).

Table with 8 columns: Lap, Seg.1, Seg.2, Seg.3, Seg.4, Lap Time, km/h, Local Time. Rows 1-20 for rider 19° 42 F. FULIGNI (1'33.367).

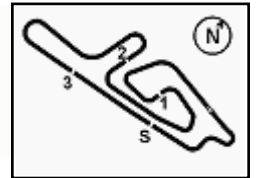
Table with 8 columns: Lap, Seg.1, Seg.2, Seg.3, Seg.4, Lap Time, km/h, Local Time. Rows 1-20 for rider 22° 3 R. DE ROSA (1'33.652).

Table with 8 columns: Lap, Seg.1, Seg.2, Seg.3, Seg.4, Lap Time, km/h, Local Time. Rows 1-4 for rider 20° 21 M. RINALDI (1'32.925).

04/05/2025 P = Pits In/Out - C = Lap Time Cancelled

These data/results cannot be reproduced, stored and/or transmitted in whole or in part by any manner of electronic, mechanical, photocopying, recording, broadcasting or otherwise now known or herein after developed without the previous express consent by the copyright owner, except for reproduction in daily press and regular printed publications on sale to the public within 60 days of the event related to those data/results and always provided that copyright symbol appears together as follows below.

© DORNA WSBK ORGANIZATION Srl 2025



**Acerbis Italian Round, 2-4 May 2025
Chronological Analysis Race 2**

Start at 15:15'12.419

3	17.331	24.101	28.452	23.762	1'33.646	268,7	15:19'59.973
4	17.353	24.153	28.456	23.340	1'33.302	266,0	15:21'33.275
5	17.294	24.104	28.417	23.527	1'33.342	264,7	15:23'06.617
6	17.448	24.099	28.580	23.271	1'33.398	269,3	15:24'40.015
7	17.446	24.153	28.535	23.430	1'33.564	268,0	15:26'13.579
8	17.369	24.130	28.651	23.389	1'33.539	266,7	15:27'47.118
9	17.362	24.493	28.649	23.346	1'33.850	264,1	15:29'20.968
10	17.381	24.308	28.675	23.473	1'33.837	264,1	15:30'54.805
11	17.428	24.434	28.653	23.510	1'34.025	260,9	15:32'28.830
12	17.289	24.583	28.669	23.425	1'33.966	261,5	15:34'02.796
13	17.499	24.863	28.718	23.480	1'34.560	261,5	15:35'37.356
14	17.397	24.564	28.701	23.441	1'34.103	262,8	15:37'11.459
15	17.379	1'13.085	38.158	39.191	2'47.813P	169,8	15:39'59.272

Race Time 24'46.853

RET 5 N. ANTONELLI (1'32.846)							
Lap	Seg.1	Seg.2	Seg.3	Seg.4	Lap Time	km/h	Local Time
1		25.060	28.889	23.813	1'39.273	259,6	15:16'51.692
2	17.343	24.017	28.316	23.408	1'33.084	266,0	15:18'24.776
3	17.276	23.937	28.367	23.484	1'33.064	268,0	15:19'57.840
4	17.291	24.012	28.437	23.494	1'33.234	266,0	15:21'31.074
5	17.192	23.979	28.278	23.397	1'32.846	264,1	15:23'03.920
6	17.249	23.849	28.377	23.727	1'33.202	268,0	15:24'37.122
7	17.302	23.911	28.404	23.780	1'33.397	268,7	15:26'10.519
8	17.197	24.409	28.526	24.328	1'34.460	258,4	15:27'44.979
9	17.589	24.071	28.507	23.451	1'33.618	260,2	15:29'18.597
10	17.451	23.981	28.562	23.491	1'33.485	266,0	15:30'52.082
11	17.354	24.141	28.624	23.574	1'33.693	260,9	15:32'25.775
12	17.398	24.259	28.499	23.507	1'33.663	264,1	15:33'59.438

Race Time 18'47.019

RET 6 C. PEROLARI (1'33.345)							
Lap	Seg.1	Seg.2	Seg.3	Seg.4	Lap Time	km/h	Local Time
1		25.099	29.055	23.971	1'40.716	267,3	15:16'53.135
2	17.491	24.041	28.518	23.681	1'33.731	268,0	15:18'26.866
3	17.401	24.104	28.478	23.677	1'33.660	268,7	15:20'00.526
4	17.389	24.085	28.444	23.427	1'33.345	267,3	15:21'33.871
5	17.301	24.187	28.589	23.527	1'33.604	266,0	15:23'07.475
6	17.482	24.174	28.653	23.512	1'33.821	265,4	15:24'41.296
7	17.443	24.195	28.652	23.467	1'33.757	265,4	15:26'15.053
8	17.469	24.269	28.845	23.861	1'34.444	259,6	15:27'49.497
9	17.541	24.319	28.784	24.590	1'35.234	264,1	15:29'24.731
10	17.794	24.511	29.204	23.842	1'35.351	262,8	15:31'00.082
11	17.813	25.519	29.653	23.908	1'36.893	263,4	15:32'36.975
12	17.687	24.707	29.897	34.066	1'46.357P	260,2	15:34'23.332

Race Time 19'10.913

RET 63 S. AZMAN (1'34.062)							
Lap	Seg.1	Seg.2	Seg.3	Seg.4	Lap Time	km/h	Local Time
1		25.194	29.276	23.998	1'42.248	266,7	15:16'54.667
2	17.675	24.325	28.863	23.836	1'34.699	268,0	15:18'29.366
3	17.471	24.207	28.693	23.691	1'34.062	267,3	15:20'03.428
4	17.498	24.295	28.704	23.769	1'34.266	264,7	15:21'37.694
5	17.475	24.281	28.736	23.672	1'34.164	263,4	15:23'11.858
6	17.447	24.319	28.943	23.699	1'34.408	262,1	15:24'46.266
7	17.482	24.469	28.894	23.689	1'34.534	262,1	15:26'20.800

Race Time 11'08.381

RET 43 S. JESPERSEN (1'32.690)							
Lap	Seg.1	Seg.2	Seg.3	Seg.4	Lap Time	km/h	Local Time
1		24.766	28.564	23.472	1'38.184	264,1	15:16'50.603
2	17.259	24.029	28.202	23.231	1'32.721	278,4	15:18'23.324
3	17.186	24.097	28.411	23.222	1'32.916	273,4	15:19'56.240
4	17.139	24.106	28.337	23.108	1'32.690	274,1	15:21'28.930
5	17.212	24.100	28.361	23.295	1'32.968	274,1	15:23'01.898

Race Time 7'49.479

04/05/2025 P = Pits In/Out - C = Lap Time Cancelled

These data/results cannot be reproduced, stored and/or transmitted in whole or in part by any manner of electronic, mechanical, photocopying, recording, broadcasting or otherwise now known or herein after developed without the previous express consent by the copyright owner, except for reproduction in daily press and regular printed publications on sale to the public within 60 days of the event related to those data/results and always provided that copyright symbol appears together as follows below.

© DORNA WSBK ORGANIZATION Srl 2025