

Acerbis Italian Round, 2-4 May 2025
Results Warm Up 2

No.	Rider	Nat	Team	Bike	Class	Time	Gap	Rel.	Laps	Speed	
										Avg	Max
1	11 B. BENDSNEYDER	NED	MV Agusta Reparto Corse	MV Agusta F3 800 RR		1'31.696			6	147,932	270,7
2	94 L. MAHIAS	FRA	GMT94-YAMAHA	Yamaha YZF R9		1'31.711	0.015	0.015	5	147,908	266,0
3	51 J. MASIA	ESP	Orelac Racing Verdnatura	Ducati Panigale V2		1'31.769	0.073	0.058	5	147,815	270,7
4	5 N. ANTONELLI	ITA	VFT Racing	Yamaha YZF R9		1'32.087	0.391	0.318	6	147,304	267,3
5	23 M. SCHROETTER	GER	WRP Racing	Ducati Panigale V2		1'32.087	0.391	0.000	5	147,304	269,3
6	61 C. ONCU	TUR	Yamaha BLU CRU Evan Bros Team	Yamaha YZF R9		1'32.112	0.416	0.025	6	147,264	268,7
7	32 O. BAYLISS	AUS	PTR Triumph Factory Racing	Triumph Street Triple RS 765		1'32.206	0.510	0.094	6	147,114	270,7
8	53 V. DEBISE	FRA	Renzi Corse	Ducati Panigale V2		1'32.218	0.522	0.012	6	147,095	263,4
9	24 L. TACCINI	ITA	Ecosantagata Althea Racing Team	Ducati Panigale V2		1'32.277	0.581	0.059	6	147,001	270,0
10	52 J. ALCOBA	ESP	Kawasaki WorldSSP Team	Kawasaki ZX-6R 636		1'32.326	0.630	0.049	6	146,923	269,3
11	77 F. FARIOLI	ITA	MV Agusta Reparto Corse	MV Agusta F3 800 RR		1'32.485	0.789	0.159	6	146,670	271,4
12	20 X. CARDELUS	AND	Orelac Racing Verdnatura	Ducati Panigale V2		1'32.588	0.892	0.103	6	146,507	270,0
13	43 S. JESPERSEN	DEN	Ecosantagata Althea Racing Team	Ducati Panigale V2		1'32.626	0.930	0.038	6	146,447	269,3
14	62 S. MANZI	ITA	Pata Yamaha Ten Kate Racing	Yamaha YZF R9		1'32.632	0.936	0.006	5	146,438	264,7
15	65 P. DETTL	GER	Feel Racing WorldSSP Team	Ducati Panigale V2		1'32.665	0.969	0.033	6	146,385	264,7
16	13 M. RATO	ITA	Team Rosso e Nero	Yamaha YZF R6		1'32.720	1.024	0.055	6	146,299	268,0
17	64 F. CARICASULO	ITA	Motozoo ME air Racing	MV Agusta F3 800 RR		1'32.734	1.038	0.014	6	146,276	269,3
18	6 C. PEROLARI	FRA	Honda Racing World Supersport	Honda CBR600RR	*	1'32.787	1.091	0.053	6	146,193	265,4
19	27 K. TOBA	JPN	PETRONAS MIE Honda Racing Team	Honda CBR600RR		1'32.834	1.138	0.047	6	146,119	269,3
20	57 A. MAHENDRA	INA	Yamaha BLU CRU Evan Bros Team	Yamaha YZF R9		1'32.901	1.205	0.067	5	146,013	266,0
21	31 Y. OKAMOTO	JPN	Pata Yamaha Ten Kate Racing	Yamaha YZF R9		1'32.913	1.217	0.012	6	145,995	268,7
22	28 G. VAN STRAALEN	NED	D34G WorldSSP Racing Team	Ducati Panigale V2		1'32.980	1.284	0.067	6	145,889	266,7
23	69 T. BOOTH-AMOS	GBR	PTR Triumph Factory Racing	Triumph Street Triple RS 765		1'33.066	1.370	0.086	5	145,755	267,3
24	50 O. VOSTATEK	CZE	WRP Racing	Ducati Panigale V2		1'33.254	1.558	0.188	5	145,461	267,3
25	68 L. POWER	AUS	Motozoo ME air Racing	MV Agusta F3 800 RR		1'33.373	1.677	0.119	6	145,275	263,4
26	9 A. VERDOIA	FRA	Team Flembbo-Pilote Moto Production	MV Agusta F3 800 RR		1'33.544	1.848	0.171	6	145,010	259,0
27	42 F. FULIGNI	ITA	Kuja Racing	Ducati Panigale V2		1'33.551	1.855	0.007	5	144,999	268,0
28	21 M. RINALDI	ITA	GMT94-YAMAHA	Yamaha YZF R9		1'33.657	1.961	0.106	5	144,835	262,8
29	63 S. AZMAN	MAS	PETRONAS MIE Honda Racing Team	Honda CBR600RR		1'33.861	2.165	0.204	6	144,520	262,8
30	33 E. MONTERO	ESP	D34G WorldSSP Racing Team	Ducati Panigale V2	*	1'34.002	2.306	0.141	6	144,303	269,3
31	3 R. DE ROSA	ITA	QJMOTOR Factory Racing	QJMOTOR SRK 800 RR	*	1'34.155	2.459	0.153	5	144,069	263,4
32	16 B. D'ONOFRIO	ITA	EAB Racing Team	Ducati Panigale V2		1'34.165	2.469	0.010	6	144,054	262,8
33	22 A. CARRASCO	ESP	Honda Racing World Supersport	Honda CBR600RR	*	1'34.927	3.231	0.762	6	142,897	264,7

Qualifying Lap Time (105% of 1'31.696): 1'36.281

* WorldSSP Challenge

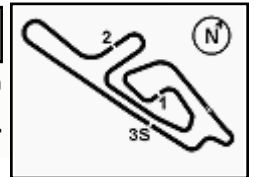
AIR	Humidity:	54%	Temp:	21°C
TRACK	Condition:	Dry	Temp:	28°C

Records	Pole	[SP]	2024 A.Huertas	1'31.478	148,280	Km/h
	Race	[RC2]	2024 Y.Montella	1'32.117	147,260	Km/h
	All Times	[SP]	2024 A.Huertas	1'31.478	148,280	Km/h

Start 09:40 End 09:54 The results are provisional until the end of the time limit for protests and appeals and the completion of the technical checks.

These data/results cannot be reproduced, stored and/or transmitted in whole or in part by any manner of electronic, mechanical, photocopying, recording, broadcasting or otherwise now known or herein after developed without the previous express consent by the copyright owner, except for reproduction in daily press and regular printed publications on sale to the public within 60 days of the event related to those data/results and always provided that copyright symbol appears together as follows below.

© DORNA WSBK ORGANIZATION Srl 2025



Acerbis Italian Round, 2-4 May 2025
Results Warm Up 2

Session Highlights

Local Time	No. Rider	Description
09.40.00		Start of Session
09.54.04		End of Session

Fastest Laps Sequence

No.	Rider	Nat	Team	Bike	Local Time	Time	Gap	Avg
53	V. DEBISE	FRA	Renzi Corse	Ducati Panigale V2	09:43'07.808	1'32.599		146,490
61	C. ONCU	TUR	Yamaha BLU CRU Evan Bros Team	Yamaha YZF R9	09:43'43.544	1'32.142	-0.457	147,216
61	C. ONCU	TUR	Yamaha BLU CRU Evan Bros Team	Yamaha YZF R9	09:45'15.656	1'32.112	-0.030	147,264
11	B. BENDSNEYDER	NED	MV Agusta Reparto Corse	MV Agusta F3 800 RR	09:45'16.890	1'31.936	-0.176	147,546
51	J. MASIA	ESP	Orelac Racing Verdnatura	Ducati Panigale V2	09:45'28.388	1'31.931	-0.005	147,554
11	B. BENDSNEYDER	NED	MV Agusta Reparto Corse	MV Agusta F3 800 RR	09:46'48.586	1'31.696	-0.235	147,932

04/05/2025 Start 09:40 End 09:54 The results are provisional until the end of the time limit for protests and appeals and the completion of the technical checks.

These data/results cannot be reproduced, stored and/or transmitted in whole or in part by any manner of electronic, mechanical, photocopying, recording, broadcasting or otherwise now known or herein after developed without the previous express consent by the copyright owner, except for reproduction in daily press and regular printed publications on sale to the public within 60 days of the event related to those data/results and always provided that copyright symbol appears together as follows below.

© DORNA WSBK ORGANIZATION Srl 2025

Acerbis Italian Round, 2-4 May 2025
Best Sectors & Speed Warm Up 2

BEST LAP		
1	11 B. BENDSNEYDER	MV Agusta F3 800 RR 1'31.696
2	94 L. MAHIAS	Yamaha YZF R9 1'31.711
3	51 J. MASIA	Ducati Panigale V2 1'31.769
4	5 N. ANTONELLI	Yamaha YZF R9 1'32.087
5	23 M. SCHROETTER	Ducati Panigale V2 1'32.087
6	61 C. ONCU	Yamaha YZF R9 1'32.112
7	32 D. BAYLISS	Triumph Street Triple RS 765 1'32.206
8	53 V. DEBISE	Ducati Panigale V2 1'32.218
9	24 L. TACCINI	Ducati Panigale V2 1'32.277
10	52 J. ALCOBA	Kawasaki ZX-6R 636 1'32.326
11	77 F. FARIOLI	MV Agusta F3 800 RR 1'32.485
12	20 X. CARDELLUS	Ducati Panigale V2 1'32.588
13	43 S. JESPERSEN	Ducati Panigale V2 1'32.626
14	62 S. MANZI	Yamaha YZF R9 1'32.632
15	65 P. OETTL	Ducati Panigale V2 1'32.665
16	13 M. RATO	Yamaha YZF R6 1'32.720
17	64 F. CARICASULO	MV Agusta F3 800 RR 1'32.734
18	6 C. PEROLARI	Honda CBR600RR 1'32.787
19	27 K. TOBA	Honda CBR600RR 1'32.834
20	57 A. MAHENDRA	Yamaha YZF R9 1'32.901
21	31 Y. OKAMOTO	Yamaha YZF R9 1'32.913
22	28 G. VAN STRAALEN	Ducati Panigale V2 1'32.980
23	69 T. BOOTH-AMOS	Triumph Street Triple RS 765 1'33.066
24	50 D. VOSTATEK	Ducati Panigale V2 1'33.254
25	68 L. POWER	MV Agusta F3 800 RR 1'33.373
26	9 A. VERDOIA	MV Agusta F3 800 RR 1'33.544
27	42 F. FULIGNI	Ducati Panigale V2 1'33.551
28	21 M. RINALDI	Yamaha YZF R9 1'33.657
29	63 S. AZMAN	Honda CBR600RR 1'33.861
30	33 E. MONTERO	Ducati Panigale V2 1'34.002
31	3 R. DE ROSA	QJMOTOR SRK 800 RR 1'34.155
32	16 B. D'ONOFRIO	Ducati Panigale V2 1'34.165
33	22 A. CARRASCO	Honda CBR600RR 1'34.927

SPEED		
1	77 F. FARIOLI	MV Agusta F3 800 RR 271,4
2	51 J. MASIA	Ducati Panigale V2 270,7
3	11 B. BENDSNEYDER	MV Agusta F3 800 RR 270,7
4	32 D. BAYLISS	Triumph Street Triple RS 765 270,7
5	24 L. TACCINI	Ducati Panigale V2 270,0
6	20 X. CARDELLUS	Ducati Panigale V2 270,0
7	52 J. ALCOBA	Kawasaki ZX-6R 636 269,3
8	64 F. CARICASULO	MV Agusta F3 800 RR 269,3
9	43 S. JESPERSEN	Ducati Panigale V2 269,3
10	23 M. SCHROETTER	Ducati Panigale V2 269,3
11	33 E. MONTERO	Ducati Panigale V2 269,3
12	27 K. TOBA	Honda CBR600RR 269,3
13	31 Y. OKAMOTO	Yamaha YZF R9 268,7
14	61 C. ONCU	Yamaha YZF R9 268,7
15	42 F. FULIGNI	Ducati Panigale V2 268,0
16	13 M. RATO	Yamaha YZF R6 268,0
17	50 D. VOSTATEK	Ducati Panigale V2 267,3
18	69 T. BOOTH-AMOS	Triumph Street Triple RS 765 267,3
19	5 N. ANTONELLI	Yamaha YZF R9 267,3
20	28 G. VAN STRAALEN	Ducati Panigale V2 266,7
21	57 A. MAHENDRA	Yamaha YZF R9 266,0
22	94 L. MAHIAS	Yamaha YZF R9 266,0
23	6 C. PEROLARI	Honda CBR600RR 265,4
24	65 P. OETTL	Ducati Panigale V2 264,7
25	22 A. CARRASCO	Honda CBR600RR 264,7
26	62 S. MANZI	Yamaha YZF R9 264,7
27	68 L. POWER	MV Agusta F3 800 RR 263,4
28	3 R. DE ROSA	QJMOTOR SRK 800 RR 263,4
29	53 V. DEBISE	Ducati Panigale V2 263,4
30	16 B. D'ONOFRIO	Ducati Panigale V2 262,8
31	63 S. AZMAN	Honda CBR600RR 262,8
32	21 M. RINALDI	Yamaha YZF R9 262,8
33	9 A. VERDOIA	MV Agusta F3 800 RR 259,0

SEG. 1	
1	23 M. SCHROETTER 16.969
2	94 L. MAHIAS 16.993
3	62 S. MANZI 17.009
4	11 B. BENDSNEYDER 17.022
5	61 C. ONCU 17.030
6	5 N. ANTONELLI 17.033
7	77 F. FARIOLI 17.037
8	51 J. MASIA 17.055
9	24 L. TACCINI 17.059
10	64 F. CARICASULO 17.071
11	52 J. ALCOBA 17.074
12	53 V. DEBISE 17.077
13	20 X. CARDELLUS 17.094
14	65 P. OETTL 17.097
15	13 M. RATO 17.140
16	28 G. VAN STRAALEN 17.147
17	57 A. MAHENDRA 17.155
18	43 S. JESPERSEN 17.165
19	32 D. BAYLISS 17.167
20	50 D. VOSTATEK 17.170
21	31 Y. OKAMOTO 17.180
22	27 K. TOBA 17.185
23	42 F. FULIGNI 17.194
24	69 T. BOOTH-AMOS 17.197
25	33 E. MONTERO 17.288
26	6 C. PEROLARI 17.301
27	9 A. VERDOIA 17.313
28	68 L. POWER 17.319
29	16 B. D'ONOFRIO 17.328
30	21 M. RINALDI 17.345
31	63 S. AZMAN 17.389
32	3 R. DE ROSA 17.457
33	22 A. CARRASCO 17.695

SEG. 2	
1	5 N. ANTONELLI 23.691
2	94 L. MAHIAS 23.692
3	11 B. BENDSNEYDER 23.733
4	51 J. MASIA 23.753
5	52 J. ALCOBA 23.842
6	61 C. ONCU 23.855
7	53 V. DEBISE 23.858
8	23 M. SCHROETTER 23.890
9	32 D. BAYLISS 23.897
10	27 K. TOBA 23.908
11	24 L. TACCINI 23.910
12	6 C. PEROLARI 23.915
13	20 X. CARDELLUS 23.928
14	31 Y. OKAMOTO 23.979
15	57 A. MAHENDRA 24.031
16	43 S. JESPERSEN 24.037
17	13 M. RATO 24.048
18	77 F. FARIOLI 24.065
19	69 T. BOOTH-AMOS 24.066
20	28 G. VAN STRAALEN 24.071
21	65 P. OETTL 24.113
22	21 M. RINALDI 24.132
23	64 F. CARICASULO 24.144
24	62 S. MANZI 24.150
25	68 L. POWER 24.168
26	9 A. VERDOIA 24.197
27	50 D. VOSTATEK 24.242
28	3 R. DE ROSA 24.303
29	63 S. AZMAN 24.315
30	42 F. FULIGNI 24.332
31	22 A. CARRASCO 24.337
32	33 E. MONTERO 24.434
33	16 B. D'ONOFRIO 24.601

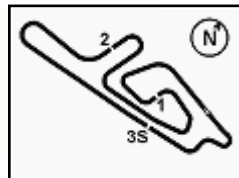
SEG. 3	
1	94 L. MAHIAS 27.959
2	51 J. MASIA 27.962
3	11 B. BENDSNEYDER 27.989
4	32 D. BAYLISS 28.049
5	52 J. ALCOBA 28.068
6	61 C. ONCU 28.072
7	5 N. ANTONELLI 28.074
8	53 V. DEBISE 28.079
9	24 L. TACCINI 28.098
10	23 M. SCHROETTER 28.112
11	64 F. CARICASULO 28.178
12	43 S. JESPERSEN 28.193
13	77 F. FARIOLI 28.215
14	20 X. CARDELLUS 28.256
15	62 S. MANZI 28.281
16	13 M. RATO 28.282
17	65 P. OETTL 28.288
18	27 K. TOBA 28.306
19	6 C. PEROLARI 28.322
20	69 T. BOOTH-AMOS 28.357
21	28 G. VAN STRAALEN 28.393
22	31 Y. OKAMOTO 28.400
23	68 L. POWER 28.413
24	21 M. RINALDI 28.476
25	9 A. VERDOIA 28.502
26	42 F. FULIGNI 28.518
27	50 D. VOSTATEK 28.522
28	57 A. MAHENDRA 28.522
29	16 B. D'ONOFRIO 28.548
30	63 S. AZMAN 28.552
31	3 R. DE ROSA 28.608
32	33 E. MONTERO 28.647
33	22 A. CARRASCO 29.034

SEG. 4	
1	51 J. MASIA 22.886
2	11 B. BENDSNEYDER 22.940
3	77 F. FARIOLI 22.964
4	61 C. ONCU 23.003
5	94 L. MAHIAS 23.008
6	23 M. SCHROETTER 23.054
7	32 D. BAYLISS 23.060
8	43 S. JESPERSEN 23.070
9	62 S. MANZI 23.073
10	13 M. RATO 23.122
11	64 F. CARICASULO 23.130
12	24 L. TACCINI 23.131
13	65 P. OETTL 23.148
14	57 A. MAHENDRA 23.158
15	27 K. TOBA 23.163
16	53 V. DEBISE 23.169
17	52 J. ALCOBA 23.216
18	5 N. ANTONELLI 23.216
19	31 Y. OKAMOTO 23.222
20	20 X. CARDELLUS 23.228
21	6 C. PEROLARI 23.243
22	50 D. VOSTATEK 23.243
23	69 T. BOOTH-AMOS 23.287
24	42 F. FULIGNI 23.337
25	28 G. VAN STRAALEN 23.345
26	21 M. RINALDI 23.399
27	68 L. POWER 23.440
28	9 A. VERDOIA 23.486
29	33 E. MONTERO 23.527
30	63 S. AZMAN 23.538
31	16 B. D'ONOFRIO 23.669
32	3 R. DE ROSA 23.679
33	22 A. CARRASCO 23.806

04/05/2025

These data/results cannot be reproduced, stored and/or transmitted in whole or in part by any manner of electronic, mechanical, photocopying, recording, broadcasting or otherwise now known or herein after developed without the previous express consent by the copyright owner, except for reproduction in daily press and regular printed publications on sale to the public within 60 days of the event related to those data/results and always provided that copyright symbol appears together as follows below.

© DORNA WSBK ORGANIZATION Srl 2025



Cremona Circuit 3.768 m

Acerbis Italian Round, 2-4 May 2025
Ideal Times Warm Up 2

No.	Rider	Nat	Bike	Seg. 1	Seg. 2	Seg. 3	Seg. 4	Ideal Time		
				Diff. 1	Diff. 2	Diff. 3	Diff. 4	Best Lap	Pos.	Diff.
1	94 L. MAHIAS	FRA	Yamaha YZF R9	16.993 +0.034	23.692 +0.025	27.959	23.008	1'31.652 1'31.711	2	0.059
2	51 J. MASIA	ESP	Ducati Panigale V2	17.055	23.753 +0.047	27.962	22.886 +0.066	1'31.656 1'31.769	3	0.113
3	11 B. BENDSNEYDER	NED	MV Agusta F3 800 RR	17.022 +0.012	23.733	27.989	22.940	1'31.684 1'31.696	1	0.012
4	61 C. ONCU	TUR	Yamaha YZF R9	17.030 +0.096	23.855	28.072 +0.054	23.003 +0.002	1'31.960 1'32.112	6	0.152
5	5 N. ANTONELLI	ITA	Yamaha YZF R9	17.033	23.691	28.074 +0.073	23.216	1'32.014 1'32.087	5	0.073
6	23 M. SCHROETTER	GER	Ducati Panigale V2	16.969 +0.035	23.890	28.112	23.054 +0.027	1'32.025 1'32.087	4	0.062
7	32 D. BAYLISS	AUS	Triumph Street Triple RS 765	17.167	23.897	28.049 +0.021	23.060 +0.012	1'32.173 1'32.206	7	0.033
8	53 V. DEBISE	FRA	Ducati Panigale V2	17.077	23.858 +0.035	28.079	23.169	1'32.183 1'32.218	8	0.035
9	24 L. TACCINI	ITA	Ducati Panigale V2	17.059 +0.079	23.910	28.098	23.131	1'32.198 1'32.277	9	0.079
10	52 J. ALCOBA	ESP	Kawasaki ZX-6R 636	17.074 +0.048	23.842	28.068 +0.078	23.216	1'32.200 1'32.326	10	0.126
11	77 F. FARIOLI	ITA	MV Agusta F3 800 RR	17.037 +0.097	24.065 +0.107	28.215	22.964	1'32.281 1'32.485	11	0.204
12	43 S. JESPERSEN	DEN	Ducati Panigale V2	17.165 +0.025	24.037 +0.039	28.193	23.070 +0.097	1'32.465 1'32.626	13	0.161
13	20 X. CARDELUS	AND	Ducati Panigale V2	17.094 +0.039	23.928	28.256	23.228 +0.043	1'32.506 1'32.588	12	0.082
14	62 S. MANZI	ITA	Yamaha YZF R9	17.009 +0.057	24.150	28.281	23.073 +0.062	1'32.513 1'32.632	14	0.119
15	64 F. CARICASULO	ITA	MV Agusta F3 800 RR	17.071 +0.194	24.144	28.178	23.130 +0.017	1'32.523 1'32.734	17	0.211
16	27 K. TOBA	JPN	Honda CBR600RR	17.185 +0.034	23.908	28.306 +0.155	23.163 +0.083	1'32.562 1'32.834	19	0.272
17	13 M. RATO	ITA	Yamaha YZF R6	17.140	24.048	28.282 +0.128	23.122	1'32.592 1'32.720	16	0.128
18	65 P. OETTL	GER	Ducati Panigale V2	17.097	24.113	28.288	23.148 +0.019	1'32.646 1'32.665	15	0.019
19	31 Y. OKAMOTO	JPN	Yamaha YZF R9	17.180 +0.087	23.979 +0.014	28.400 +0.003	23.222 +0.028	1'32.781 1'32.913	21	0.132
20	6 C. PEROLARI	FRA	Honda CBR600RR	17.301 +0.006	23.915	28.322	23.243	1'32.781 1'32.787	18	0.006
21	57 A. MAHENDRA	INA	Yamaha YZF R9	17.155 +0.017	24.031 +0.010	28.522	23.158 +0.008	1'32.866 1'32.901	20	0.035
22	69 T. BOOTH-AMOS	GBR	Triumph Street Triple RS 765	17.197 +0.011	24.066 +0.037	28.357 +0.111	23.287	1'32.907 1'33.066	23	0.159
23	28 G. VAN STRAALEN	NED	Ducati Panigale V2	17.147 +0.012	24.071	28.393	23.345 +0.012	1'32.956 1'32.980	22	0.024
24	50 D. VOSTATEK	CZE	Ducati Panigale V2	17.170	24.242 +0.077	28.522	23.243	1'33.177 1'33.254	24	0.077
25	68 L. POWER	AUS	MV Agusta F3 800 RR	17.319 +0.033	24.168	28.413	23.440	1'33.340 1'33.373	25	0.033
26	21 M. RINALDI	ITA	Yamaha YZF R9	17.345 +0.003	24.132 +0.070	28.476 +0.083	23.399 +0.149	1'33.352 1'33.657	28	0.305
27	42 F. FULIGNI	ITA	Ducati Panigale V2	17.194 +0.110	24.332 +0.060	28.518	23.337	1'33.381 1'33.551	27	0.170
28	9 A. VERDOIA	FRA	MV Agusta F3 800 RR	17.313 +0.026	24.197	28.502 +0.020	23.486	1'33.498 1'33.544	26	0.046
29	63 S. AZMAN	MAS	Honda CBR600RR	17.389 +0.008	24.315 +0.059	28.552	23.538	1'33.794 1'33.861	29	0.067
30	33 E. MONTERO	ESP	Ducati Panigale V2	17.288 +0.030	24.434 +0.040	28.647	23.527 +0.036	1'33.896 1'34.002	30	0.106
31	3 R. DE ROSA	ITA	QJMOTOR SRK 800 RR	17.457 +0.084	24.303 +0.024	28.608	23.679	1'34.047 1'34.155	31	0.108
32	16 B. D'ONOFRIO	ITA	Ducati Panigale V2	17.328	24.601	28.548 +0.004	23.669 +0.015	1'34.146 1'34.165	32	0.019
33	22 A. CARRASCO	ESP	Honda CBR600RR	17.695	24.337	29.034	23.806 +0.055	1'34.872 1'34.927	33	0.055
Overall Ideal Time				16.969	23.691	27.959	22.886	1'31.505		

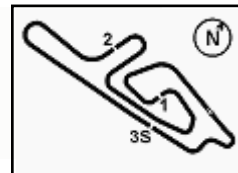
04/05/2025

These data/results cannot be reproduced, stored and/or transmitted in whole or in part by any manner of electronic, mechanical, photocopying, recording, broadcasting or otherwise now known or herein after developed without the previous express consent by the copyright owner, except for reproduction in daily press and regular printed publications on sale to the public within 60 days of the event related to those data/results and always provided that copyright symbol appears together as follows below.

© DORNA WSBK ORGANIZATION Srl 2025

FICR PERUGIA TIMING





Cremona Circuit 3.768 m

1/3

Acerbis Italian Round, 2-4 May 2025

Chronological Analysis Warm Up 2

Table with 13 columns (Rank, Name, Time, km/h, Lap Time, Local Time) and 13 rows of data for each rider from 1st to 13th place.

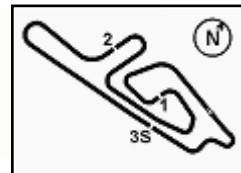
04/05/2025

P = Pits In/Out - C = Lap Time Cancelled

These data/results cannot be reproduced, stored and/or transmitted in whole or in part by any manner of electronic, mechanical, photocopying, recording, broadcasting or otherwise now known or herein after developed without the previous express consent by the copyright owner, except for reproduction in daily press and regular printed publications on sale to the public within 60 days of the event related to those data/results and always provided that copyright symbol appears together as follows below.

© DORNA WSBK ORGANIZATION Srl 2025





Cremona Circuit 3.768 m

2 / 3

Acerbis Italian Round, 2-4 May 2025
Chronological Analysis Warm Up 2

5	17.178	24.100	28.281	23.070	1'32.629	269,3	9:49'56.471
6	17.358	24.310	28.521	23.680	1'33.869	256,5	9:51'30.340

14° 62 S. MANZI [1'32.632]							
Lap	Seg1	Seg2	Seg3	Seg4	Lap Time	km/h	Local Time
		26.343	29.864	30.167		121,2	9:42'29.190
1	17.238	24.364	28.516	23.319	1'33.437	264,7	9:44'02.627
2	17.265	24.235	28.377	23.217	1'33.094	262,1	9:45'35.721
3	17.066	24.150	28.281	23.135	1'32.632	263,4	9:47'08.353
4	17.009	24.153	28.295	23.225	1'32.682	264,7	9:48'41.035
5	17.047	24.236	28.344	23.073	1'32.700	264,1	9:50'13.735

15° 65 P. OETTL [1'32.665]							
Lap	Seg1	Seg2	Seg3	Seg4	Lap Time	km/h	Local Time
		24.671	28.724	23.193		264,1	9:41'35.648
1	17.138	24.267	28.389	23.150	1'32.944	264,7	9:43'08.592
2	17.123	24.219	28.458	23.148	1'32.948	263,4	9:44'41.540
3	17.097	24.113	28.288	23.167	1'32.665	263,4	9:46'14.205
4	21.797	24.605	28.619	23.217	1'38.238	264,7	9:47'52.443
5	17.286	24.790	28.754	23.565	1'34.395	264,1	9:49'26.838
6	21.425	24.898	28.835	23.873	1'39.031	263,4	9:51'05.869

16° 13 M. RATO [1'32.720]							
Lap	Seg1	Seg2	Seg3	Seg4	Lap Time	km/h	Local Time
		25.315	28.980	23.637		266,0	9:41'45.272
1	17.266	24.228	28.495	23.282	1'33.271	266,0	9:43'18.543
2	17.310	24.136	28.282	23.187	1'32.915	268,0	9:44'51.458
3	17.140	24.048	28.410	23.122	1'32.720	266,0	9:46'24.178
4	17.236	24.102	28.506	23.279	1'33.123	266,0	9:47'57.301
5	17.200	24.142	28.584	24.503	1'34.429	266,0	9:49'31.730
6	17.428	24.319	28.738	23.970	1'34.455	265,4	9:51'06.185

17° 64 F. CARICASULO [1'32.734]							
Lap	Seg1	Seg2	Seg3	Seg4	Lap Time	km/h	Local Time
		31.710	37.223	25.837		235,3	9:41'59.820
1	17.591	24.769	28.822	23.457	1'34.639	263,4	9:43'34.459
2	17.365	24.311	28.575	23.224	1'33.475	263,4	9:45'07.934
3	17.141	24.156	28.493	23.130	1'32.920	262,8	9:46'40.854
4	21.885	27.464	28.326	23.241	1'40.916	268,0	9:48'21.770
5	17.071	24.197	28.714	23.944	1'33.926	258,4	9:49'55.696
6	17.265	24.144	28.178	23.147	1'32.734	269,3	9:51'28.430

18° 6 C. PEROLARI [1'32.787]							
Lap	Seg1	Seg2	Seg3	Seg4	Lap Time	km/h	Local Time
		24.414	28.863	23.429		264,1	9:41'36.250
1	17.307	23.915	28.322	23.243	1'32.787	265,4	9:43'09.037
2	17.333	23.930	28.423	23.304	1'32.990	263,4	9:44'42.027
3	17.301	23.921	28.461	23.280	1'32.963	261,5	9:46'14.990
4	18.855	24.293	28.672	23.463	1'35.283	260,9	9:47'50.273
5	17.358	24.043	28.595	23.657	1'33.653	259,0	9:49'23.926
6	17.751	24.832	29.752	34.069	1'46.404P	256,5	9:51'10.330

19° 27 K. TOBA [1'32.834]							
Lap	Seg1	Seg2	Seg3	Seg4	Lap Time	km/h	Local Time
		25.841	29.243	23.976		260,9	9:41'41.896
1	17.487	24.257	28.604	23.523	1'33.871	262,8	9:43'15.767
2	17.299	24.051	28.490	23.163	1'33.003	264,1	9:44'48.770
3	17.277	24.478	30.502	23.821	1'36.078	265,4	9:46'24.848
4	17.185	24.067	28.340	23.288	1'32.880	268,0	9:47'57.728
5	17.219	23.908	28.461	23.246	1'32.834	269,3	9:49'30.562
6	17.226	23.961	28.306	23.473	1'32.966	264,1	9:51'03.528

20° 57 A. MAHENDRA [1'32.901]							
Lap	Seg1	Seg2	Seg3	Seg4	Lap Time	km/h	Local Time
		29.164	31.435	24.658		237,4	9:42'15.402
1	17.364	24.326	28.928	23.427	1'34.045	261,5	9:43'49.447
2	17.342	24.055	28.525	23.158	1'33.080	266,0	9:45'22.527
3	17.238	24.515	28.646	23.522	1'33.921	265,4	9:46'56.448
4	17.155	24.031	28.539	23.827	1'33.552	263,4	9:48'30.000
5	17.172	24.041	28.522	23.166	1'32.901	262,8	9:50'02.901

21° 31 Y. OKAMOTO [1'32.913]							
Lap	Seg1	Seg2	Seg3	Seg4	Lap Time	km/h	Local Time
		30.354	30.288	24.059		260,9	9:42'07.142
1	17.568	24.387	28.628	23.545	1'34.128	263,4	9:43'41.270
2	17.479	24.042	28.503	23.387	1'33.411	263,4	9:45'14.681
3	17.417	23.979	28.466	23.222	1'33.084	264,7	9:46'47.765
4	17.267	23.993	28.403	23.250	1'32.913	268,7	9:48'20.678
5	17.381	24.248	28.499	23.312	1'33.440	262,8	9:49'54.118
6	17.180	24.077	28.400	23.270	1'32.927	264,1	9:51'27.045

22° 28 G. VAN STRAALLEN [1'32.980]							
Lap	Seg1	Seg2	Seg3	Seg4	Lap Time	km/h	Local Time
		24.973	29.064	23.557		266,7	9:41'38.852
1	17.147	24.136	28.435	23.509	1'33.227	264,1	9:43'12.079
2	17.159	24.071	28.393	23.357	1'32.980	263,4	9:44'45.059
3	17.272	24.115	28.398	23.627	1'33.412	261,5	9:46'18.471
4	17.270	24.187	28.540	23.345	1'33.342	262,1	9:47'51.813
5	17.194	24.146	28.557	23.455	1'33.352	260,9	9:49'25.165
6	17.193	24.231	28.464	23.496	1'33.384	259,6	9:50'58.549

23° 69 T. BOOTH-AMOS [1'33.066]							
Lap	Seg1	Seg2	Seg3	Seg4	Lap Time	km/h	Local Time
		25.366	28.789	23.512		263,4	9:42'26.830
1	17.309	24.374	28.589	23.418	1'33.690	265,4	9:44'00.520
2	17.263	24.139	28.468	23.287	1'33.157	263,4	9:45'33.677
3	17.208	24.103	28.468	23.287	1'33.066	264,7	9:47'06.743
4	17.197	24.066	28.357	25.530	1'35.150	265,4	9:48'41.893
5	17.271	24.194	28.473	23.288	1'33.226	267,3	9:50'15.119

24° 50 O. VOSTATEK [1'33.254]							
Lap	Seg1	Seg2	Seg3	Seg4	Lap Time	km/h	Local Time
		26.265	33.842	23.945		263,4	9:42'12.852
1	17.293	24.544	28.687	23.463	1'33.987	266,7	9:43'46.839
2	17.230	24.247	28.567	23.291	1'33.335	267,3	9:45'20.174
3	17.251	24.242	28.531	23.351	1'33.375	266,7	9:46'53.549
4	17.308	24.292	28.605	23.716	1'33.921	264,1	9:48'27.470
5	17.170	24.319	28.522	23.243	1'33.254	266,0	9:50'00.724

25° 68 L. POWER [1'33.373]							
Lap	Seg1	Seg2	Seg3	Seg4	Lap Time	km/h	Local Time
		25.266	34.285	25.960		232,8	9:42'00.141
1	17.828	24.747	28.701	23.543	1'34.819	263,4	9:43'34.960
2	17.372	24.307	28.518	23.625	1'33.822	260,9	9:45'08.782
3	17.352	24.168	28.413	23.440	1'33.373	260,2	9:46'42.155
4	17.319	24.223	28.894	23.591	1'34.027	257,1	9:48'16.182
5	17.515	24.284	28.885	23.604	1'34.288	259,0	9:49'50.470
6	17.407	24.224	28.612	23.474	1'33.717	258,4	9:51'24.187

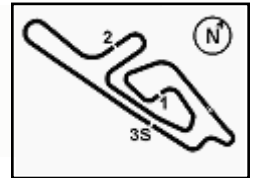
26° 9 A. VERDOIA [1'33.544]							
Lap	Seg1	Seg2	Seg3	Seg4	Lap Time	km/h	Local Time
		26.232	30.908	24.292		251,7	9:41'54.221
1	17.433	24.441	28.710	23.719	1'34.303	258,4	9:43'28.524
2	17.394	24.212	28.632	23.510	1'33.748	256,5	9:45'02.272

04/05/2025 P = Pits In/Out - C = Lap Time Cancelled

These data/results cannot be reproduced, stored and/or transmitted in whole or in part by any manner of electronic, mechanical, photocopying, recording, broadcasting or otherwise now known or herein after developed without the previous express consent by the copyright owner, except for reproduction in daily press and regular printed publications on sale to the public within 60 days of the event related to those data/results and always provided that copyright symbol appears together as follows below.

© DORNA WSBK ORGANIZATION Srl 2025





Acerbis Italian Round, 2-4 May 2025
Chronological Analysis Warm Up 2

3	17.339	24.197	28.522	23.486	1'33.544	257,1	9:46'35.816
4	17.360	24.256	28.545	23.509	1'33.670	256,5	9:48'09.486
5	17.313	24.323	28.502	23.627	1'33.765	259,0	9:49'43.251
6	17.377	24.499	28.687	23.666	1'34.229	256,5	9:51'17.480

27° 42 F. FULIGNI [1'33.551]							
Lap	Seg.1	Seg.2	Seg.3	Seg.4	Lap Time	km/h	Local Time
		26.673	29.240	23.974		264,7	9:43'38.552
1	17.762	24.713	28.628	23.519	1'34.622	264,1	9:45'13.174
2	17.364	24.332	28.548	23.532	1'33.776	264,7	9:46'46.950
3	17.304	24.392	28.518	23.337	1'33.551	265,4	9:48'20.501
4	17.194	24.870	29.032	24.303	1'35.399	257,8	9:49'55.900
5	17.474	24.660	28.779	23.419	1'34.332	268,0	9:51'30.232

28° 21 M. RINALDI [1'33.657]							
Lap	Seg.1	Seg.2	Seg.3	Seg.4	Lap Time	km/h	Local Time
		25.134	29.115	25.527		257,1	9:42'11.761
1	17.518	24.346	28.620	23.758	1'34.242	262,8	9:43'46.003
2	17.438	24.226	28.641	23.399	1'33.704	260,9	9:45'19.707
3	17.348	24.202	28.559	23.548	1'33.657	259,0	9:46'53.364
4	21.506	24.489	29.785	25.311	1'41.091	217,3	9:48'34.455
5	17.345	24.132	28.476	23.734	1'33.687	260,2	9:50'08.142

29° 63 S. AZMAN [1'33.861]							
Lap	Seg.1	Seg.2	Seg.3	Seg.4	Lap Time	km/h	Local Time
		26.150	29.896	24.319		245,5	9:41'45.611
1	17.397	24.374	28.552	23.538	1'33.861	262,8	9:43'19.472
2	17.389	24.315	28.971	25.306	1'35.981	237,4	9:44'55.453
3	17.487	24.548	28.743	23.810	1'34.588	257,8	9:46'30.041
4	17.507	24.457	28.750	23.742	1'34.456	262,1	9:48'04.497
5	18.058	25.007	29.860	26.644	1'39.569	193,5	9:49'44.066
6	17.475	24.507	28.781	23.841	1'34.604	256,5	9:51'18.670

30° 33 E. MONTERO [1'34.002]							
Lap	Seg.1	Seg.2	Seg.3	Seg.4	Lap Time	km/h	Local Time
		25.310	29.574	27.016		194,6	9:41'44.456
1	17.480	24.553	28.771	23.885	1'34.689	261,5	9:43'19.145
2	17.407	24.528	28.831	23.535	1'34.301	269,3	9:44'53.446
3	17.374	24.512	28.867	23.806	1'34.559	262,8	9:46'28.005
4	17.288	24.537	28.922	23.527	1'34.274	262,8	9:48'02.279
5	17.318	24.474	28.647	23.563	1'34.002	264,1	9:49'36.281
6	17.305	24.434	28.670	23.618	1'34.027	262,8	9:51'10.308

31° 3 R. DE ROSA [1'34.155]							
Lap	Seg.1	Seg.2	Seg.3	Seg.4	Lap Time	km/h	Local Time
		26.486	31.657	31.247		145,2	9:42'01.145
1	17.825	24.646	28.893	23.837	1'35.201	259,6	9:43'36.346
2	20.967	28.496	32.069	24.294	1'45.826	252,3	9:45'22.172
3	17.457	24.303	28.699	23.801	1'34.260	260,2	9:46'56.432
4	17.541	24.327	28.608	23.679	1'34.155	263,4	9:48'30.587
5	17.510	24.364	28.680	24.002	1'34.556	260,9	9:50'05.143

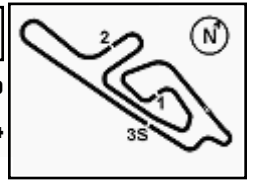
32° 16 B. D'ONOFRIO [1'34.165]							
Lap	Seg.1	Seg.2	Seg.3	Seg.4	Lap Time	km/h	Local Time
		25.557	29.051	24.188		261,5	9:41'39.281
1	17.336	24.619	28.548	23.669	1'34.172	262,8	9:43'13.453
2	17.328	24.601	28.552	23.684	1'34.165	261,5	9:44'47.618
3	17.378	24.944	28.975	23.885	1'35.182	260,2	9:46'22.800
4	17.861	24.746	28.972	23.930	1'35.509	262,1	9:47'58.309
5	17.449	24.636	28.812	23.985	1'34.882	262,1	9:49'33.191
6	17.516	24.922	28.936	23.966	1'35.340	261,5	9:51'08.531

33° 22 A. CARRASCO [1'34.927]								
Lap	Seg.1	Seg.2	Seg.3	Seg.4	Lap Time	km/h	Local Time	
1	17.916	25.717	29.989	24.123		257,8	9:41'42.575	
2	17.790	24.425	29.148	24.007	1'35.370	263,4	9:44'53.740	
3	17.695	24.337	29.034	23.861	1'34.927	264,7	9:46'28.667	
4	17.699	24.563	29.212	24.123	1'35.597	262,8	9:48'04.264	
5	17.919	25.753	29.696	27.321	1'40.689	168,8	9:49'44.953	
6	17.910	24.952	29.594	24.364	1'36.820	260,2	9:51'21.773	

04/05/2025 P = Pits In/Out - C = Lap Time Cancelled

These data/results cannot be reproduced, stored and/or transmitted in whole or in part by any manner of electronic, mechanical, photocopying, recording, broadcasting or otherwise now known or herein after developed without the previous express consent by the copyright owner, except for reproduction in daily press and regular printed publications on sale to the public within 60 days of the event related to those data/results and always provided that copyright symbol appears together as follows below.

© DORNA WSBK ORGANIZATION Srl 2025



Acerbis Italian Round, 2-4 May 2025
Best Laps & Speeds

No.	Rider Bike	Nat	Best Lap		FP		SP		WUP1		RC1		WUP2				
			LL	SPD	LL	SPD	LL	SPD	LL	SPD	LL	SPD	LL	SPD			
1	64 F. CARICASULO MV Agusta F3 800 RR	ITA	1'31.728 67 272,7		1'32.701 18 268,0		1'31.728 17 271,4		1'32.830 6 268,7		1'32.648 20 272,7		1'32.734 6 269,3				
2	61 C. ONCU Yamaha YZF R9	TUR	1'31.768 60 268,7		1'32.386 18 267,3		1'31.768 16 268,0		1'32.475 6 261,5		1'32.452 14 267,3		1'32.112 6 268,7				
3	62 S. MANZI Yamaha YZF R9	ITA	1'31.843 75 270,0		1'32.687 25 266,7		1'31.843 19 268,7		1'32.113 6 270,0		1'32.234 20 268,7		1'32.632 5 264,7				
4	51 J. MASIA Ducati Panigale V2	ESP	1'31.769 67 270,7		1'32.196 21 270,7		1'31.853 16 270,7		1'32.295 5 270,7		1'32.312 20 270,0		1'31.769 5 270,7				
5	69 T. BOOTH-AMOS Triumph Street Triple R5 765	GBR	1'31.878 57 272,0		1'32.728 19 266,0		1'32.070 8 265,4		1'31.878 5 269,3		1'32.217 20 272,0		1'33.066 5 267,3				
6	11 B. BENDSNEYDER MV Agusta F3 800 RR	NED	1'31.696 67 273,4		1'32.555 22 269,3		1'32.024 14 272,0		1'32.296 5 265,4		1'32.512 20 273,4		1'31.696 6 270,7				
7	94 L. MAHIAS Yamaha YZF R9	FRA	1'31.711 62 266,7		1'32.842 16 265,4		1'32.048 15 263,4		1'32.464 6 266,7		1'32.351 20 263,4		1'31.711 5 266,0				
8	53 V. DEBISE Ducati Panigale V2	FRA	1'32.218 70 266,7		1'32.737 20 266,7		1'32.297 18 266,0		1'32.407 6 262,8		1'32.324 20 264,7		1'32.218 6 263,4				
9	5 N. ANTONELLI Yamaha YZF R9	ITA	1'32.087 73 267,3		1'33.186 25 264,7		1'32.334 17 266,0		1'33.147 5 264,7		1'32.890 20 267,3		1'32.087 6 267,3				
10	20 X. CARDELUS Ducati Panigale V2	AND	1'32.354 65 271,4		1'32.806 19 268,7		1'32.354 15 271,4		1'32.799 5 270,0		1'32.539 20 271,4		1'32.588 6 270,0				
11	77 F. FARIOLI MV Agusta F3 800 RR	ITA	1'32.364 64 274,1		1'32.376 19 268,7		1'32.364 13 270,7		1'32.734 6 272,7		1'32.707 20 274,1		1'32.485 6 271,4				
12	57 A. MAHENDRA Yamaha YZF R9	INA	1'32.462 61 268,0		1'32.978 18 263,4		1'32.462 15 266,7		1'33.506 3 263,4		1'32.883 20 268,0		1'32.901 5 266,0				
13	43 S. JESPERSEN Ducati Panigale V2	DEN	1'32.497 56 275,5		1'33.593 21 272,0		1'32.497 18 274,8		1'33.161 6 274,8		1'32.696 5 275,5		1'32.626 6 269,3				
14	32 O. BAYLISS Triumph Street Triple R5 765	AUS	1'32.206 72 271,4		1'33.565 22 266,7		1'32.498 18 270,0		1'33.012 6 269,3		1'32.768 20 271,4		1'32.206 6 270,7				
15	65 P. OETTL Ducati Panigale V2	GER	1'32.526 74 272,0		1'32.981 22 268,0		1'32.526 20 270,7		1'33.318 6 272,0		1'33.090 20 270,0		1'32.665 6 264,7				
16	52 J. ALCOBA Kawasaki ZX-6R 636	ESP	1'32.326 69 272,0		1'33.594 20 268,7		1'32.551 17 271,4		1'32.777 6 267,3		1'33.062 20 272,0		1'32.326 6 269,3				
17	23 M. SCHROETTER Ducati Panigale V2	GER	1'32.087 57 270,7		1'32.668 16 266,0		1'32.716 14 268,7		1'33.411 2 267,3		1'32.868 20 270,7		1'32.087 5 269,3				
18	27 K. TOBA Honda CBR600RR	JPN	1'32.743 56 270,7		1'34.156 22 265,4		1'32.743 19 268,0		1'33.011 6 270,7		1'33.227 3 268,7		1'32.834 6 269,3				
19	21 M. RINALDI Yamaha YZF R9	ITA	1'32.768 57 264,7		1'33.664 22 261,5		1'32.768 14 263,4		1'33.479 5 259,6		1'33.492 11 264,7		1'33.657 5 262,8				
20	50 O. VOSTATEK Ducati Panigale V2	CZE	1'32.940 52 269,3		1'33.778 5 262,1		1'33.342 16 264,1		1'32.940 6 267,3		1'33.569 20 269,3		1'33.254 5 267,3				
21	24 L. TACCINI Ducati Panigale V2	ITA	1'32.277 56 274,8		1'33.744 22 274,8		1'32.984 2 266,7		1'32.949 6 273,4		1'33.591 20 274,1		1'32.277 6 270,0				
22	13 M. RATO Yamaha YZF R6	ITA	1'32.720 66 274,1		1'34.101 19 267,3		1'33.612 15 271,4		1'33.150 6 268,0		1'33.361 20 274,1		1'32.720 6 268,0				
23	6 C. PEROLARI Honda CBR600RR	FRA	1'32.787 48 270,0		1'33.665 20 267,3		1'33.176 13 270,0		1'33.259 6 264,1		1'34.303 3 269,3		1'32.787 6 265,4				
24	31 Y. OKAMOTO Yamaha YZF R9	JPN	1'32.913 62 269,3		1'34.330 12 265,4		1'33.206 19 268,0		1'33.994 5 268,0		1'33.744 20 269,3		1'32.913 6 268,7				
25	68 L. POWER MV Agusta F3 800 RR	AUS	1'33.293 68 267,3		1'33.753 19 267,3		1'33.293 17 264,7		1'34.673 6 263,4		1'33.756 20 266,7		1'33.373 6 263,4				

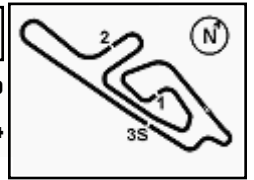
04/05/2025

These data/results cannot be reproduced, stored and/or transmitted in whole or in part by any manner of electronic, mechanical, photocopying, recording, broadcasting or otherwise now known or herein after developed without the previous express consent by the copyright owner, except for reproduction in daily press and regular printed publications on sale to the public within 60 days of the event related to those data/results and always provided that copyright symbol appears together as follows below.

© DORNA WSBK ORGANIZATION Srl 2025

FICR PERUGIA TIMING





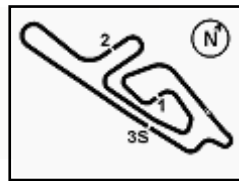
Acerbis Italian Round, 2-4 May 2025
Best Laps & Speeds

No.	Rider Bike	Nat	Best Lap		FP		SP		WUP1		RC1		WUP2					
			LL	SPD	LL	SPD	LL	SPD	LL	SPD	LL	SPD	LL	SPD				
26	3 R. DE ROSA QJMOTOR SRK 800 RR	ITA	1'33.309 66 266,7		1'33.785 17 263,4		1'33.309 19 265,4		1'33.764 5 262,1		1'34.002 20 266,7		1'34.155 5 263,4					
27	42 F. FULIGNI Ducati Panigale V2	ITA	1'33.481 70 272,0		1'33.481 22 268,0		1'33.618 17 272,0		1'33.785 6 267,3		1'33.838 20 272,0		1'33.551 5 268,0					
28	28 G. VAN STRAALEN Ducati Panigale V2	NED	1'32.980 66 266,7		1'34.418 19 262,1		1'33.602 15 262,8		1'34.295 6 261,5		1'34.100 20 266,7		1'32.980 6 266,7					
29	66 N. TUULI QJMOTOR SRK 800 RR	FIN	1'34.007 18 260,9		1'34.007 17 260,9			1 215,1										
30	9 A. VERDOIA MV Agusta F3 800 RR	FRA	1'33.544 43 264,7		1'36.070 12 261,5		1'35.359 9 262,8		1'34.155 5 262,8		1'34.847 11 264,7		1'33.544 6 259,0					
31	16 B. D'ONOFRIO Ducati Panigale V2	ITA	1'34.159 71 270,7		1'35.019 22 266,0		1'34.286 17 269,3		1'34.284 6 265,4		1'34.159 20 270,7		1'34.165 6 262,8					
32	63 S. AZMAN Honda CBR600RR	MAS	1'33.861 65 264,7		1'36.612 18 260,2		1'34.775 15 260,2		1'35.090 6 264,7		1'34.432 20 264,7		1'33.861 6 262,8					
33	22 A. CARRASCO Honda CBR600RR	ESP	1'34.532 67 266,0		1'35.926 19 262,8		1'34.532 16 264,7		1'35.663 6 266,0		1'34.825 20 266,0		1'34.927 6 264,7					
34	33 E. MONTERO Ducati Panigale V2	ESP	1'34.002 68 269,3		1'36.139 19 263,4		1'34.638 18 264,1		1'35.042 5 267,3		1'34.820 20 267,3		1'34.002 6 269,3					

04/05/2025

These data/results cannot be reproduced, stored and/or transmitted in whole or in part by any manner of electronic, mechanical, photocopying, recording, broadcasting or otherwise now known or herein after developed without the previous express consent by the copyright owner, except for reproduction in daily press and regular printed publications on sale to the public within 60 days of the event related to those data/results and always provided that copyright symbol appears together as follows below.

© DORNA WSBK ORGANIZATION Srl 2025



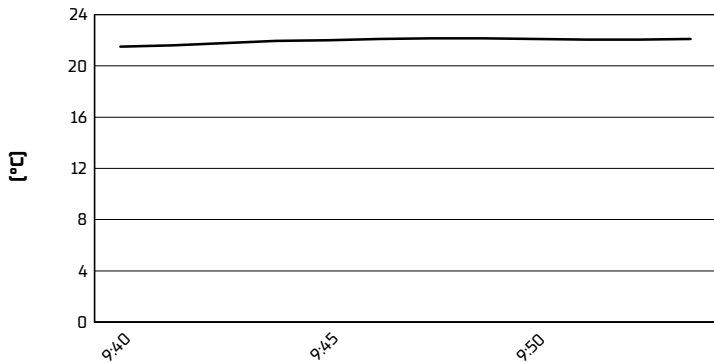
Cremona Circuit 3.768 m

Acerbis Italian Round, 2-4 May 2025

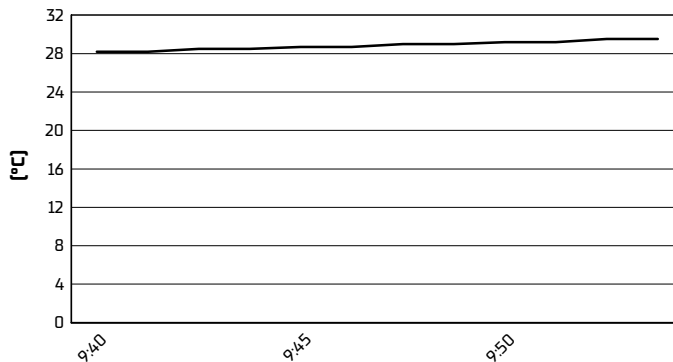
Weather Report Warm Up 2

Session started 09:40 - Session ended 9:54


Air Temperature



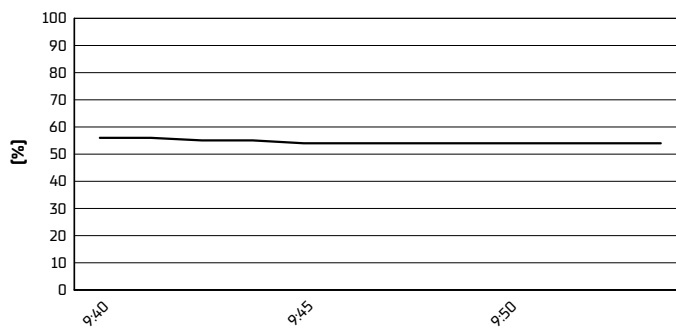
Track Temperature



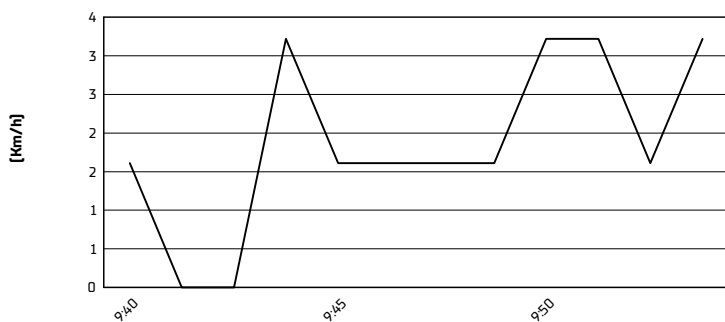
Air Pressure



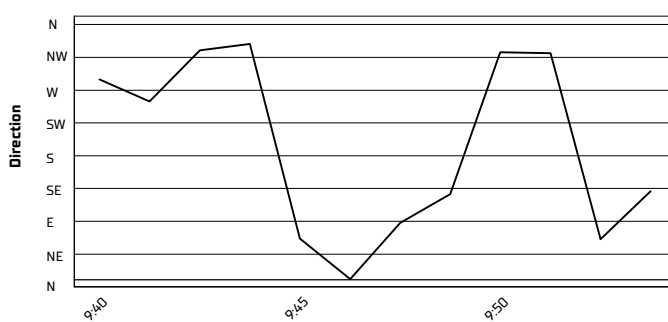
Humidity



Wind Speed



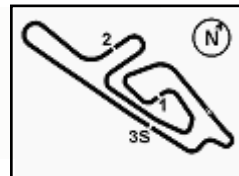
Wind Direction



04/05/2025

These data/results cannot be reproduced, stored and/or transmitted in whole or in part by any manner of electronic, mechanical, photocopying, recording, broadcasting or otherwise now known or herein after developed without the previous express consent by the copyright owner, except for reproduction in daily press and regular printed publications on sale to the public within 60 days of the event related to those data/results and always provided that copyright symbol appears together as follows below.

© DORNA WSBK ORGANIZATION Srl 2025



Acerbis Italian Round, 2-4 May 2025
Starting Grid - Race 2 [20 Laps x 3,768 km = 75,360 km]

Cremona Circuit 3.768 m

3	51 MASIA J. Ducati 1'32.312 RC1	2	62 MANZI S. Yamaha 1'32.234 RC1	1	69 BOOTH-AMOS T. Triumph 1'32.217 RC1	1
6	61 ONCU C. Yamaha 1'32.452 RC1	5	94 MAHIAS L. Yamaha 1'32.351 RC1	4	53 DEBISE V. Ducati 1'32.324 RC1	2
9	64 CARICASULO F. MV Agusta 1'32.648 RC1	8	20 CARDELUS X. Ducati 1'32.539 RC1	7	11 BENDSNEYDER B. MV Agusta 1'32.512 RC1	3
12	57 MAHENDRA A. Yamaha 1'32.462 SP	11	77 FARIOLI F. MV Agusta 1'32.364 SP	10	5 ANTONELLI N. Yamaha 1'32.334 SP	4
15	65 OETTL P. Ducati 1'32.526 SP	14	32 BAYLISS O. Triumph 1'32.498 SP	13	43 JESPERSEN S. Ducati 1'32.497 SP	5
18	27 TOBA K. Honda 1'32.743 SP	17	23 SCHROETTER M. Ducati 1'32.716 SP	16	52 ALCOBA J. Kawasaki 1'32.551 SP	6
21	6 PEROLARI C. Honda 1'33.176 SP	20	24 TACCINI L. Ducati 1'32.984 SP	19	21 RINALDI M. Yamaha 1'32.768 SP	7
24	3 DE ROSA R. QJMOTOR 1'33.309 SP	23	68 POWER L. MV Agusta 1'33.293 SP	22	31 OKAMOTO Y. Yamaha 1'33.206 SP	8
27	13 RATO M. Yamaha 1'33.612 SP	26	28 VAN STRAALLEN G. Ducati 1'33.602 SP	25	50 VOSTATEK O. Ducati 1'33.342 SP	9
30	22 CARRASCO A. Honda 1'34.532 SP	29	16 D'ONOFRIO B. Ducati 1'34.286 SP	28	42 FULIGNI F. Ducati 1'33.618 SP	10
33	9 VERDOIA A. MV Agusta 1'35.359 SP	32	63 AZMAN S. Honda 1'34.775 SP	31	33 MONTERO E. Ducati 1'34.638 SP	11

04/05/2025 The Race Director

These data/results cannot be reproduced, stored and/or transmitted in whole or in part by any manner of electronic, mechanical, photocopying, recording, broadcasting or otherwise now known or herein after developed without the previous express consent by the copyright owner, except for reproduction in daily press and regular printed publications on sale to the public within 60 days of the event related to those data/results and always provided that copyright symbol appears together as follows below. © DORNA WSBK ORGANIZATION Srl 2025