SBK SUPERSPORT FIM WORLD CHAMPIONSHIP

FIM

5.4

WorldSSP 102/04

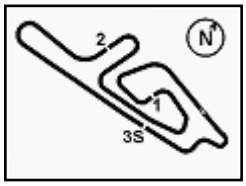

Cremona Circuit 3.768 m

Acerbis Italian Round, 2-4 May 2025
Chronological Analysis Warm Up 2

1° 11 B. BENDSNEYDER [1'31.696]

Lap	Seg.1	Seg.2	Seg.3	Seg.4	Lap Time	km/h	Local Time
		30.438	28.789	24.410		266,7	9:42'12.004
1	17.418	24.092	28.085	23.355	1'32.950	265,4	9:43'44.954
2	17.055	23.787	28.016	23.078	1'31.936	266,0	9:45'16.890
3	17.034	**23.733**	**27.989**	**22.940**	**1'31.696**	268,0	9:46'48.586
4	17.053	24.195	28.055	23.360	1'32.663	**270,7**	9:48'21.249
5	17.124	24.394	28.733	23.608	1'33.859	268,7	9:49'55.108
6	**17.022**	23.879	27.990	23.230	1'32.121	269,3	9:51'27.229

2° 94 L. MAHIAS [1'31.711]

Lap	Seg.1	Seg.2	Seg.3	Seg.4	Lap Time	km/h	Local Time
		26.669	29.730	23.667		252,9	9:42'24.521
1	17.036	24.078	28.044	23.074	1'32.232	264,7	9:43'56.753
2	**16.993**	23.795	28.121	23.070	1'31.979	262,1	9:45'28.732
3	17.027	23.717	**27.959**	**23.008**	**1'31.711**	263,4	9:47'00.443
4	17.014	**23.692**	28.199	23.110	1'32.015	262,8	9:48'32.458
5	17.037	23.762	28.207	23.265	1'32.271	**266,0**	9:50'04.729

3° 51 J. MASIA [1'31.769]

Lap	Seg.1	Seg.2	Seg.3	Seg.4	Lap Time	km/h	Local Time
		25.287	29.095	23.119		269,3	9:42'24.245
1	17.083	24.090	28.062	22.977	1'32.212	**270,7**	9:43'56.457
2	17.112	23.820	28.001	22.998	1'31.931	269,3	9:45'28.388
3	**17.055**	23.800	**27.962**	22.952	**1'31.769**	270,0	9:47'00.157
4	17.083	**23.753**	28.142	22.894	1'31.872	268,0	9:48'32.029
5	17.090	23.916	28.130	**22.886**	1'32.022	**270,7**	9:50'04.051

4° 5 N. ANTONELLI [1'32.087]

Lap	Seg.1	Seg.2	Seg.3	Seg.4	Lap Time	km/h	Local Time
		30.450	35.709	24.770		238,9	9:42'14.115
1	17.517	24.371	28.595	24.268	1'34.751	263,4	9:43'48.866
2	17.277	23.937	28.250	23.430	1'32.894	264,7	9:45'21.760
3	17.108	23.792	28.307	23.299	1'32.506	264,7	9:46'54.266
4	17.187	23.892	28.511	23.321	1'32.911	265,4	9:48'27.177
5	**17.033**	**23.691**	28.147	**23.216**	**1'32.087**	**267,3**	9:49'59.264
6	17.108	23.799	**28.074**	23.241	1'32.222	260,9	9:51'31.486

5° 23 M. SCHROETTER [1'32.087]

Lap	Seg.1	Seg.2	Seg.3	Seg.4	Lap Time	km/h	Local Time
		25.363	33.845	25.294		234,8	9:42'19.516
1	17.153	24.237	28.525	23.306	1'33.221	264,7	9:43'52.737
2	16.991	24.017	28.340	23.128	1'32.476	266,7	9:45'25.213
3	**16.969**	23.963	28.202	26.949	1'36.083	**269,3**	9:47'01.296
4	17.072	23.972	28.167	**23.054**	1'32.265	267,3	9:48'33.561
5	17.004	**23.890**	**28.112**	23.081	**1'32.087**	268,7	9:50'05.648

6° 61 C. ONCU [1'32.112]

Lap	Seg.1	Seg.2	Seg.3	Seg.4	Lap Time	km/h	Local Time
		24.609	30.254	25.009		231,3	9:42'11.402
1	17.083	23.984	**28.072**	**23.003**	1'32.142	260,9	9:43'43.544
2	17.126	**23.855**	28.126	23.005	**1'32.112**	262,8	9:45'15.656
3	**17.030**	23.916	28.152	23.239	1'32.337	268,0	9:46'47.993
4	17.273	24.035	28.346	23.289	1'32.943	**268,7**	9:48'20.936
5	17.216	24.523	28.675	23.980	1'34.394	260,2	9:49'55.330
6	17.156	24.160	28.209	23.732	1'33.257	263,4	9:51'28.587

7° 32 O. BAYLISS [1'32.206]

Lap	Seg.1	Seg.2	Seg.3	Seg.4	Lap Time	km/h	Local Time
		25.181	28.615	23.543		265,4	9:41'41.994
1	17.599	24.424	28.472	23.440	1'33.935	266,0	9:43'15.929
2	19.244	24.439	28.339	23.201	1'35.223	268,0	9:44'51.152
3	17.267	23.957	28.192	**23.060**	1'32.476	268,7	9:46'23.628
4	17.381	24.167	28.316	23.311	1'33.175	267,3	9:47'56.803
5	**17.167**	**23.897**	28.070	23.072	**1'32.206**	**270,7**	9:49'29.009
6	17.171	24.008	**28.049**	23.074	1'32.302	**270,7**	9:51'01.311

8° 53 V. DEBISE [1'32.218]

Lap	Seg.1	Seg.2	Seg.3	Seg.4	Lap Time	km/h	Local Time
		24.683	28.428	23.530		257,1	9:41'35.209
1	17.177	23.967	28.130	23.325	1'32.599	259,6	9:43'07.808
2	17.134	**23.858**	28.121	23.277	1'32.390	259,0	9:44'40.198
3	17.157	23.906	28.178	31.758	1'40.999P	259,6	9:46'21.197
4	48.219	24.191	28.210	23.967	2'04.587P	244,3	9:48'25.784
5	17.273	24.436	28.206	23.253	1'33.168	**263,4**	9:49'58.952
6	**17.077**	23.893	**28.079**	**23.169**	**1'32.218**	262,8	9:51'31.170

9° 24 L. TACCINI [1'32.277]

Lap	Seg.1	Seg.2	Seg.3	Seg.4	Lap Time	km/h	Local Time
		25.104	29.010	23.459		268,0	9:41'38.579
1	17.114	24.143	28.259	23.338	1'32.854	**270,0**	9:43'11.433
2	17.138	**23.910**	**28.098**	**23.131**	**1'32.277**	**270,0**	9:44'43.710
3	**17.059**	23.920	28.331	23.229	1'32.539	268,7	9:46'16.249
4	17.120	24.010	28.111	23.169	1'32.410	268,0	9:47'48.659
5	17.083	24.095	28.213	23.228	1'32.619	269,3	9:49'21.278
6	17.174	23.980	28.147	23.234	1'32.535	269,3	9:50'53.813

10° 52 J. ALCOBA [1'32.326]

Lap	Seg.1	Seg.2	Seg.3	Seg.4	Lap Time	km/h	Local Time
		24.943	28.537	23.578		264,7	9:41'37.668
1	17.159	24.036	28.275	23.368	1'32.838	266,7	9:43'10.506
2	**17.074**	23.961	28.114	23.270	1'32.419	266,7	9:44'42.925
3	17.122	**23.842**	28.146	**23.216**	**1'32.326**	**269,3**	9:46'15.251
4	17.226	23.948	**28.068**	23.541	1'32.783	264,7	9:47'48.034
5	17.100	23.923	28.116	23.305	1'32.444	264,1	9:49'20.478
6	17.439	24.051	28.155	23.538	1'33.183	264,1	9:50'53.661

11° 77 F. FARIOLI [1'32.485]

Lap	Seg.1	Seg.2	Seg.3	Seg.4	Lap Time	km/h	Local Time
		24.835	30.896	26.807		198,5	9:41'44.128
1	17.325	24.207	28.625	23.229	1'33.386	270,0	9:43'17.514
2	17.204	24.156	28.363	23.230	1'32.953	**271,4**	9:44'50.467
3	**17.037**	**24.065**	28.324	23.183	1'32.609	**271,4**	9:46'23.076
4	17.339	24.086	28.425	23.170	1'33.020	269,3	9:47'56.096
5	17.082	24.092	28.273	23.053	1'32.500	270,0	9:49'28.596
6	17.134	24.172	**28.215**	**22.964**	**1'32.485**	270,0	9:51'01.081

12° 20 X. CARDELUS [1'32.588]

Lap	Seg.1	Seg.2	Seg.3	Seg.4	Lap Time	km/h	Local Time
		26.959	29.143	24.356		265,4	9:42'11.769
1	17.214	24.252	28.334	23.530	1'33.330	266,0	9:43'45.099
2	17.104	24.036	28.288	23.252	1'32.680	268,7	9:45'17.779
3	17.133	**23.928**	**28.256**	23.271	**1'32.588**	267,3	9:46'50.367
4	17.259	24.086	28.381	**23.228**	1'32.954	268,0	9:48'23.321
5	**17.094**	24.032	28.291	23.361	1'32.778	**270,0**	9:49'56.099
6	17.469	24.215	28.805	23.411	1'33.900	268,0	9:51'29.999

13° 43 S. JESPERSEN [1'32.626]

Lap	Seg.1	Seg.2	Seg.3	Seg.4	Lap Time	km/h	Local Time
		26.384	30.213	24.011		268,0	9:42'12.127
1	17.494	24.177	28.468	23.169	1'33.308	268,0	9:43'45.435
2	17.190	24.157	28.481	23.289	1'33.117	268,7	9:45'18.552
3	17.190	24.076	**28.193**	23.167	**1'32.626**	266,7	9:46'51.178
4	**17.165**	**24.037**	28.356	23.106	1'32.664	268,0	9:48'23.842

04/05/2025 P = Pits In/Out - C = Lap Time Cancelled

These data/results cannot be reproduced, stored and/or transmitted in whole or in part by any manner of electronic, mechanical, photocopying, recording, broadcasting or otherwise now known or herein after developed without the previous express consent by the copyright owner, except for reproduction in daily press and regular printed publications on sale to the public within 60 days of the event related to those data/results and always provided that copyright symbol appears together as follows below.
© DORNA WSBK ORGANIZATION Srl 2025

PIRELLI

SBK TISSOT OFFICIAL TIMEKEEPER

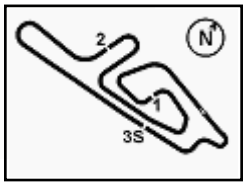

Cremona Circuit 3.768 m

Acerbis Italian Round, 2-4 May 2025
Chronological Analysis Warm Up 2

5	17.178	24.100	28.281	**23.070**	1'32.629	**269,3**	9:49'56.471
6	17.358	24.310	28.521	23.680	1'33.869	256,5	9:51'30.340

14° 62 S. MANZI (1'32.632)

Lap	Seg.1	Seg.2	Seg.3	Seg.4	Lap Time	km/h	Local Time
		26.343	29.864	30.167		121,2	9:42'29.190
1	17.238	24.364	28.516	23.319	1'33.437	**264,7**	9:44'02.627
2	17.265	24.235	28.377	23.217	1'33.094	262,1	9:45'35.721
3	17.066	**24.150**	**28.281**	23.135	**1'32.632**	263,4	9:47'08.353
4	**17.009**	24.153	28.295	23.225	1'32.682	**264,7**	9:48'41.035
5	17.047	24.236	28.344	**23.073**	1'32.700	264,1	9:50'13.735

15° 65 P. OETTL (1'32.665)

Lap	Seg.1	Seg.2	Seg.3	Seg.4	Lap Time	km/h	Local Time
		24.671	28.724	23.193		264,1	9:41'35.648
1	17.138	24.267	28.389	23.150	1'32.944	**264,7**	9:43'08.592
2	17.123	24.219	28.458	**23.148**	1'32.948	263,4	9:44'41.540
3	**17.097**	**24.113**	**28.288**	23.167	**1'32.665**	263,4	9:46'14.205
4	21.797	24.605	28.619	23.217	1'38.238	**264,7**	9:47'52.443
5	17.286	24.790	28.754	23.565	1'34.395	264,1	9:49'26.838
6	21.425	24.898	28.835	23.873	1'39.031	263,4	9:51'05.869

16° 13 M. RATO (1'32.720)

Lap	Seg.1	Seg.2	Seg.3	Seg.4	Lap Time	km/h	Local Time
		25.315	28.980	23.637		266,0	9:41'45.272
1	17.266	24.228	28.495	23.282	1'33.271	266,0	9:43'18.543
2	17.310	24.136	**28.282**	23.187	1'32.915	**268,0**	9:44'51.458
3	**17.140**	**24.048**	28.410	**23.122**	**1'32.720**	266,0	9:46'24.178
4	17.236	24.102	28.506	23.279	1'33.123	266,0	9:47'57.301
5	17.200	24.142	28.584	24.503	1'34.429	266,0	9:49'31.730
6	17.428	24.319	28.738	23.970	1'34.455	265,4	9:51'06.185

17° 64 F. CARICASULO (1'32.734)

Lap	Seg.1	Seg.2	Seg.3	Seg.4	Lap Time	km/h	Local Time
		31.710	37.223	25.837		235,3	9:41'59.820
1	17.591	24.769	28.822	23.457	1'34.639	263,4	9:43'34.459
2	17.365	24.311	28.575	23.224	1'33.475	263,4	9:45'07.934
3	17.141	24.156	28.493	**23.130**	1'32.920	262,8	9:46'40.854
4	21.885	27.464	28.326	23.241	1'40.916	268,0	9:48'21.770
5	**17.071**	24.197	28.714	23.944	1'33.926	258,4	9:49'55.696
6	17.265	**24.144**	**28.178**	23.147	**1'32.734**	**269,3**	9:51'28.430

18° 6 C. PEROLARI (1'32.787)

Lap	Seg.1	Seg.2	Seg.3	Seg.4	Lap Time	km/h	Local Time
		24.414	28.863	23.429		264,1	9:41'36.250
1	17.307	**23.915**	**28.322**	**23.243**	**1'32.787**	**265,4**	9:43'09.037
2	17.333	23.930	28.423	23.304	1'32.990	263,4	9:44'42.027
3	**17.301**	23.921	28.461	23.280	1'32.963	261,5	9:46'14.990
4	18.855	24.293	28.672	23.463	1'35.283	260,9	9:47'50.273
5	17.358	24.043	28.595	23.657	1'33.653	259,0	9:49'23.926
6	17.751	24.832	29.752	34.069	1'46.404P	256,5	9:51'10.330

19° 27 K. TOBA (1'32.834)

Lap	Seg.1	Seg.2	Seg.3	Seg.4	Lap Time	km/h	Local Time
		25.841	29.243	23.976		260,9	9:41'41.896
1	17.487	24.257	28.604	23.523	1'33.871	262,8	9:43'15.767
2	17.299	24.051	28.490	**23.163**	1'33.003	264,1	9:44'48.770
3	17.277	24.478	30.502	23.821	1'36.078	265,4	9:46'24.848
4	**17.185**	24.067	28.340	23.288	1'32.880	268,0	9:47'57.728
5	17.219	**23.908**	28.461	23.246	**1'32.834**	**269,3**	9:49'30.562
6	17.226	23.961	**28.306**	23.473	1'32.966	264,1	9:51'03.528

20° 57 A. MAHENDRA (1'32.901)

Lap	Seg.1	Seg.2	Seg.3	Seg.4	Lap Time	km/h	Local Time
		29.164	31.435	24.658		237,4	9:42'15.402
1	17.364	24.326	28.928	23.427	1'34.045	261,5	9:43'49.447
2	17.342	24.055	28.525	**23.158**	1'33.080	**266,0**	9:45'22.527
3	17.238	24.515	28.646	23.522	1'33.921	265,4	9:46'56.448
4	**17.155**	**24.031**	28.539	23.827	1'33.552	263,4	9:48'30.000
5	17.172	24.041	**28.522**	23.166	**1'32.901**	262,8	9:50'02.901

21° 31 Y. OKAMOTO (1'32.913)

Lap	Seg.1	Seg.2	Seg.3	Seg.4	Lap Time	km/h	Local Time
		30.354	30.288	24.059		260,9	9:42'07.142
1	17.568	24.387	28.628	23.545	1'34.128	263,4	9:43'41.270
2	17.479	24.042	28.503	23.387	1'33.411	263,4	9:45'14.681
3	17.417	**23.979**	28.466	**23.222**	1'33.084	264,7	9:46'47.765
4	17.267	23.993	28.403	23.250	**1'32.913**	**268,7**	9:48'20.678
5	17.381	24.248	28.499	23.312	1'33.440	262,8	9:49'54.118
6	**17.180**	24.077	**28.400**	23.270	1'32.927	264,1	9:51'27.045

22° 28 G. VAN STRAALEN (1'32.980)

Lap	Seg.1	Seg.2	Seg.3	Seg.4	Lap Time	km/h	Local Time
		24.973	29.064	23.557		**266,7**	9:41'38.852
1	**17.147**	24.136	28.435	23.509	1'33.227	264,1	9:43'12.079
2	17.159	**24.071**	**28.393**	23.357	**1'32.980**	263,4	9:44'45.059
3	17.272	24.115	28.398	23.627	1'33.412	261,5	9:46'18.471
4	17.270	24.187	28.540	**23.345**	1'33.342	262,1	9:47'51.813
5	17.194	24.146	28.557	23.455	1'33.352	260,9	9:49'25.165
6	17.193	24.231	28.464	23.496	1'33.384	259,6	9:50'58.549

23° 69 T. BOOTH-AMOS (1'33.066)

Lap	Seg.1	Seg.2	Seg.3	Seg.4	Lap Time	km/h	Local Time
		25.366	28.789	23.512		263,4	9:42'26.830
1	17.309	24.374	28.589	23.418	1'33.690	265,4	9:44'00.520
2	17.263	24.139	28.468	**23.287**	1'33.157	263,4	9:45'33.677
3	17.208	24.103	28.468	**23.287**	**1'33.066**	264,7	9:47'06.743
4	**17.197**	**24.066**	**28.357**	25.530	1'35.150	265,4	9:48'41.893
5	17.271	24.194	28.473	23.288	1'33.226	**267,3**	9:50'15.119

24° 50 O. VOSTATEK (1'33.254)

Lap	Seg.1	Seg.2	Seg.3	Seg.4	Lap Time	km/h	Local Time
		26.265	33.842	23.945		263,4	9:42'12.852
1	17.293	24.544	28.687	23.463	1'33.987	266,7	9:43'46.839
2	17.230	24.247	28.567	23.291	1'33.335	**267,3**	9:45'20.174
3	17.251	**24.242**	28.531	23.351	1'33.375	266,7	9:46'53.549
4	17.308	24.292	28.605	23.716	1'33.921	264,1	9:48'27.470
5	**17.170**	24.319	**28.522**	**23.243**	**1'33.254**	266,0	9:50'00.724

25° 68 L. POWER (1'33.373)

Lap	Seg.1	Seg.2	Seg.3	Seg.4	Lap Time	km/h	Local Time
		25.266	34.285	25.960		232,8	9:42'00.141
1	17.828	24.747	28.701	23.543	1'34.819	**263,4**	9:43'34.960
2	17.372	24.307	28.518	23.625	1'33.822	260,9	9:45'08.782
3	17.352	**24.168**	**28.413**	**23.440**	**1'33.373**	260,2	9:46'42.155
4	**17.319**	24.223	28.894	23.591	1'34.027	257,1	9:48'16.182
5	17.515	24.284	28.885	23.604	1'34.288	259,0	9:49'50.470
6	17.407	24.224	28.612	23.474	1'33.717	258,4	9:51'24.187

26° 9 A. VERDOIA (1'33.544)

Lap	Seg.1	Seg.2	Seg.3	Seg.4	Lap Time	km/h	Local Time
		26.232	30.908	24.292		251,7	9:41'54.221
1	17.433	24.441	28.710	23.719	1'34.303	258,4	9:43'28.524
2	17.394	24.212	28.632	23.510	1'33.748	256,5	9:45'02.272

04/05/2025 P = Pits In/Out - C = Lap Time Cancelled

These data/results cannot be reproduced, stored and/or transmitted in whole or in part by any manner of electronic, mechanical, photocopying, recording, broadcasting or otherwise now known or herein after developed without the previous express consent by the copyright owner, except for reproduction in daily press and regular printed publications on sale to the public within 60 days of the event related to those data/results and always provided that copyright symbol appears together as follows below.
© DORNA WSBK ORGANIZATION Srl 2025

PIRELLI
SBK TISSOT OFFICIAL TIMEKEEPER

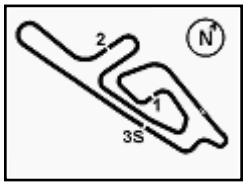

Cremona Circuit 3.768 m

Acerbis Italian Round, 2-4 May 2025
Chronological Analysis Warm Up 2

3	17.339	**24.197**	28.522	**23.486**	**1'33.544**	257,1	9:46'35.816
4	17.360	24.256	28.545	23.509	1'33.670	256,5	9:48'09.486
5	**17.313**	24.323	**28.502**	23.627	1'33.765	**259,0**	9:49'43.251
6	17.377	24.499	28.687	23.666	1'34.229	256,5	9:51'17.480

27° 42 F. FULIGNI (1'33.551)

Lap	Seg.1	Seg.2	Seg.3	Seg.4	Lap Time	km/h	Local Time
		26.673	29.240	23.974		264,7	9:43'38.552
1	17.762	24.713	28.628	23.519	1'34.622	264,1	9:45'13.174
2	17.364	**24.332**	28.548	23.532	1'33.776	264,7	9:46'46.950
3	17.304	24.392	**28.518**	**23.337**	**1'33.551**	265,4	9:48'20.501
4	**17.194**	24.870	29.032	24.303	1'35.399	257,8	9:49'55.900
5	17.474	24.660	28.779	23.419	1'34.332	**268,0**	9:51'30.232

28° 21 M. RINALDI (1'33.657)

Lap	Seg.1	Seg.2	Seg.3	Seg.4	Lap Time	km/h	Local Time
		25.134	29.115	25.527		257,1	9:42'11.761
1	17.518	24.346	28.620	23.758	1'34.242	**262,8**	9:43'46.003
2	17.438	24.226	28.641	**23.399**	1'33.704	260,9	9:45'19.707
3	17.348	24.202	28.559	23.548	**1'33.657**	259,0	9:46'53.364
4	21.506	24.489	29.785	25.311	1'41.091	217,3	9:48'34.455
5	**17.345**	**24.132**	**28.476**	23.734	1'33.687	260,2	9:50'08.142

29° 63 S. AZMAN (1'33.861)

Lap	Seg.1	Seg.2	Seg.3	Seg.4	Lap Time	km/h	Local Time
		26.150	29.896	24.319		245,5	9:41'45.611
1	17.397	24.374	**28.552**	**23.538**	**1'33.861**	**262,8**	9:43'19.472
2	**17.389**	**24.315**	28.971	25.306	1'35.981	237,4	9:44'55.453
3	17.487	24.548	28.743	23.810	1'34.588	257,8	9:46'30.041
4	17.507	24.457	28.750	23.742	1'34.456	262,1	9:48'04.497
5	18.058	25.007	29.860	26.644	1'39.569	193,5	9:49'44.066
6	17.475	24.507	28.781	23.841	1'34.604	256,5	9:51'18.670

30° 33 E. MONTERO (1'34.002)

Lap	Seg.1	Seg.2	Seg.3	Seg.4	Lap Time	km/h	Local Time
		25.310	29.574	27.016		194,6	9:41'44.456
1	17.480	24.553	28.771	23.885	1'34.689	261,5	9:43'19.145
2	17.407	24.528	28.831	23.535	1'34.301	**269,3**	9:44'53.446
3	17.374	24.512	28.867	23.806	1'34.559	262,8	9:46'28.005
4	**17.288**	24.537	28.922	**23.527**	1'34.274	262,8	9:48'02.279
5	17.318	24.474	**28.647**	23.563	**1'34.002**	264,1	9:49'36.281
6	17.305	**24.434**	28.670	23.618	1'34.027	262,8	9:51'10.308

31° 3 R. DE ROSA (1'34.155)

Lap	Seg.1	Seg.2	Seg.3	Seg.4	Lap Time	km/h	Local Time
		26.486	31.657	31.247		145,2	9:42'01.145
1	17.825	24.646	28.893	23.837	1'35.201	259,6	9:43'36.346
2	20.967	28.496	32.069	24.294	1'45.826	252,3	9:45'22.172
3	**17.457**	**24.303**	28.699	23.801	1'34.260	260,2	9:46'56.432
4	17.541	24.327	**28.608**	**23.679**	**1'34.155**	**263,4**	9:48'30.587
5	17.510	24.364	28.680	24.002	1'34.556	260,9	9:50'05.143

32° 16 B. D'ONOFRIO (1'34.165)

Lap	Seg.1	Seg.2	Seg.3	Seg.4	Lap Time	km/h	Local Time
		25.557	29.051	24.188		261,5	9:41'39.281
1	17.336	24.619	**28.548**	**23.669**	1'34.172	**262,8**	9:43'13.453
2	**17.328**	**24.601**	28.552	23.684	**1'34.165**	261,5	9:44'47.618
3	17.378	24.944	28.975	23.885	1'35.182	260,2	9:46'22.800
4	17.861	24.746	28.972	23.930	1'35.509	262,1	9:47'58.309
5	17.449	24.636	28.812	23.985	1'34.882	262,1	9:49'33.191
6	17.516	24.922	28.936	23.966	1'35.340	261,5	9:51'08.531

33° 22 A. CARRASCO (1'34.927)

Lap	Seg.1	Seg.2	Seg.3	Seg.4	Lap Time	km/h	Local Time
		25.717	29.989	24.123		257,8	9:41'42.575
1	17.916	24.520	29.553	**23.806**	1'35.795	**264,7**	9:43'18.370
2	17.790	24.425	29.148	24.007	1'35.370	263,4	9:44'53.740
3	**17.695**	**24.337**	**29.034**	23.861	**1'34.927**	**264,7**	9:46'28.667
4	17.699	24.563	29.212	24.123	1'35.597	262,8	9:48'04.264
5	17.919	25.753	29.696	27.321	1'40.689	168,8	9:49'44.953
6	17.910	24.952	29.594	24.364	1'36.820	260,2	9:51'21.773

04/05/2025 P = Pits In/Out - C = Lap Time Cancelled

These data/results cannot be reproduced, stored and/or transmitted in whole or in part by any manner of electronic, mechanical, photocopying, recording, broadcasting or otherwise now known or herein after developed without the previous express consent by the copyright owner, except for reproduction in daily press and regular printed publications on sale to the public within 60 days of the event related to those data/results and always provided that copyright symbol appears together as follows below.
© DORNA WSBK ORGANIZATION Srl 2025

PIRELLI
SBK TISSOT OFFICIAL TIMEKEEPER