

Magny-Cours 4.411 m

French Round, 5-7 September 2025

Chronological Analysis Race 2

Start at 15:30'25.414

1 / 4

1° 1 T. RAZGATLIOGLU [1'36.102]							
Lap	Seg1	Seg2	Seg3	Seg4	Lap Time	km/h	Local Time
1		21.368	22.054	24.815	1'37.184	292,7	15:32'02.598
2	29.157	21.165	21.847	24.554	1'36.723	293,5	15:33'39.321
3	28.876	20.954	21.798	24.526	1'36.154	295,1	15:35'15.475
4	28.841	20.965	21.808	24.488	1'36.102	294,3	15:36'51.577
5	28.954	21.017	21.814	24.513	1'36.298	295,1	15:38'27.875
6	28.969	20.947	21.792	24.562	1'36.270	295,9	15:40'04.145
7	28.980	20.925	21.846	24.678	1'36.429	295,9	15:41'40.574
8	28.988	21.044	21.819	24.540	1'36.391	295,9	15:43'16.965
9	29.033	21.051	21.835	24.627	1'36.546	294,3	15:44'53.511
10	28.958	21.084	21.793	24.577	1'36.412	295,1	15:46'29.923
11	29.052	21.049	22.053	24.667	1'36.821	295,1	15:48'06.744
12	28.970	21.163	21.911	24.672	1'36.716	294,3	15:49'43.460
13	29.114	21.197	21.989	24.590	1'36.890	295,1	15:51'20.350
14	29.139	21.128	21.995	24.684	1'36.946	294,3	15:52'57.296
15	29.039	21.179	21.970	24.656	1'36.844	295,1	15:54'34.140
16	29.064	21.148	21.953	24.705	1'36.870	293,5	15:56'11.010
17	29.123	21.206	22.002	24.769	1'37.100	295,9	15:57'48.110
18	29.088	21.097	22.026	24.880	1'37.091	295,9	15:59'25.201
19	29.183	21.093	22.082	24.801	1'37.159	295,1	16:01'02.360
20	29.102	21.230	22.100	24.901	1'37.333	294,3	16:02'39.693
21	29.246	21.311	22.268	25.741	1'38.566	294,3	16:04'18.259

Race Time 33'52.845

15	29.237	21.244	22.063	24.806	1'37.350	286,5	15:54'44.803
16	29.218	21.343	22.000	24.780	1'37.341	285,7	15:56'22.144
17	29.190	21.299	22.084	24.889	1'37.462	285,7	15:57'59.606
18	29.228	21.379	22.084	24.820	1'37.511	288,0	15:59'37.117
19	29.230	21.340	22.043	24.871	1'37.484	289,5	16:01'14.601
20	29.372	21.261	22.147	24.939	1'37.719	287,2	16:02'52.320
21	29.332	21.508	22.112	25.110	1'38.062	285,0	16:04'30.382

Race Time 34'04.968

2° 11 N. BULEGA [1'36.421]							
Lap	Seg1	Seg2	Seg3	Seg4	Lap Time	km/h	Local Time
1		21.342	22.098	24.870	1'37.531	282,7	15:32'02.945
2	28.889	21.395	21.892	24.607	1'36.783	283,5	15:33'39.728
3	28.787	21.141	21.987	24.506	1'36.421	289,5	15:35'16.149
4	28.816	21.185	21.984	24.504	1'36.489	290,3	15:36'52.638
5	28.790	21.190	21.999	24.607	1'36.586	291,9	15:38'29.224
6	28.959	21.103	21.984	24.611	1'36.657	292,7	15:40'05.881
7	28.893	21.213	21.946	24.783	1'36.835	290,3	15:41'42.716
8	28.883	21.246	22.033	24.719	1'36.881	291,9	15:43'19.597
9	28.926	21.319	22.047	24.735	1'37.027	291,9	15:44'56.624
10	28.948	21.131	22.082	24.830	1'36.991	291,1	15:46'33.615
11	29.062	21.477	22.216	24.889	1'37.644	285,7	15:48'11.259
12	29.073	21.513	22.149	25.039	1'37.774	290,3	15:49'49.033
13	29.178	21.230	22.080	24.710	1'37.198	288,8	15:51'26.231
14	29.004	21.277	22.105	24.812	1'37.198	292,7	15:53'03.429
15	29.088	21.163	22.184	24.754	1'37.189	288,8	15:54'40.618
16	29.060	21.314	22.335	24.868	1'37.577	291,1	15:56'18.195
17	29.239	21.487	22.107	24.694	1'37.527	287,2	15:57'55.722
18	29.032	21.191	22.248	24.859	1'37.330	291,1	15:59'33.052
19	29.059	21.281	22.160	24.908	1'37.408	290,3	16:01'10.460
20	29.177	21.360	22.258	24.952	1'37.747	290,3	16:02'48.207
21	29.206	21.437	22.347	25.149	1'38.139	289,5	16:04'26.346

Race Time 34'00.932

4° 19 A. BAUTISTA [1'36.941]							
Lap	Seg1	Seg2	Seg3	Seg4	Lap Time	km/h	Local Time
1		22.112	22.375	25.103	1'39.717	264,7	15:32'05.131
2	28.807	21.662	22.015	25.042	1'37.526	272,0	15:33'42.657
3	28.946	21.398	22.154	24.827	1'37.325	282,7	15:35'19.982
4	28.970	21.498	22.048	24.808	1'37.324	280,5	15:36'57.306
5	28.905	21.457	22.043	25.008	1'37.413	286,5	15:38'34.719
6	28.998	21.452	22.151	24.769	1'37.370	286,5	15:40'12.089
7	28.962	21.260	22.030	24.689	1'36.941	288,0	15:41'49.030
8	28.889	21.341	22.040	25.028	1'37.298	281,3	15:43'26.328
9	28.901	21.332	22.070	24.857	1'37.160	288,8	15:45'03.488
10	28.966	21.209	22.066	24.847	1'37.088	290,3	15:46'40.576
11	28.987	21.444	21.941	24.971	1'37.343	285,7	15:48'17.919
12	28.941	21.360	21.988	25.000	1'37.289	291,1	15:49'55.208
13	28.933	21.262	21.980	24.892	1'37.067	289,5	15:51'32.275
14	28.774	21.378	22.017	24.901	1'37.070	291,1	15:53'09.345
15	29.028	21.386	22.142	25.103	1'37.659	288,8	15:54'47.004
16	29.155	21.326	22.312	25.100	1'37.893	288,0	15:56'24.897
17	29.155	21.314	22.117	24.786	1'37.372	291,1	15:58'02.269
18	29.058	21.370	22.010	24.726	1'37.164	290,3	15:59'39.433
19	29.058	21.309	22.241	24.874	1'37.482	290,3	16:01'16.915
20	29.061	21.418	22.114	24.841	1'37.434	289,5	16:02'54.349
21	29.200	21.249	22.195	25.072	1'37.716	292,7	16:04'32.065

Race Time 34'06.651

3° 22 A. LOWES [1'36.757]							
Lap	Seg1	Seg2	Seg3	Seg4	Lap Time	km/h	Local Time
1		21.412	22.187	24.719	1'37.621	269,3	15:32'03.035
2	28.966	21.466	21.982	24.614	1'37.028	272,7	15:33'40.063
3	28.892	21.265	21.938	24.662	1'36.757	276,9	15:35'16.820
4	29.017	21.263	21.943	24.846	1'37.069	285,0	15:36'53.889
5	29.127	21.320	21.961	24.681	1'37.089	283,5	15:38'30.978
6	29.067	21.191	21.981	24.760	1'36.999	283,5	15:40'07.977
7	29.180	21.289	21.983	25.387	1'37.839	283,5	15:41'45.816
8	28.985	21.754	22.015	24.761	1'37.515	272,7	15:43'23.331
9	28.948	21.426	22.178	24.822	1'37.374	276,9	15:45'00.705
10	29.138	21.376	21.989	24.919	1'37.422	281,3	15:46'38.127
11	29.219	21.487	22.162	24.653	1'37.521	287,2	15:48'15.648
12	29.099	21.347	21.936	24.839	1'37.221	288,8	15:49'52.869
13	29.171	21.438	21.873	24.796	1'37.278	285,7	15:51'30.147
14	29.230	21.357	21.876	24.843	1'37.306	279,1	15:53'07.453

5° 60 M. VAN DER MARK [1'37.083]							
Lap	Seg1	Seg2	Seg3	Seg4	Lap Time	km/h	Local Time
1		21.842	22.022	25.014	1'38.390	270,7	15:32'03.804
2	28.784	21.600	22.054	24.858	1'37.296	272,0	15:33'41.100
3	28.870	21.485	21.994	24.881	1'37.230	276,2	15:35'18.330
4	28.900	21.402	22.072	24.821	1'37.195	283,5	15:36'55.525
5	28.978	21.295	22.028	24.782	1'37.083	284,2	15:38'32.608
6	28.925	21.372	22.013	24.854	1'37.164	290,3	15:40'09.772
7	29.020	21.527	22.026	24.886	1'37.459	286,5	15:41'47.231
8	29.052	21.454	22.046	24.841	1'37.393	288,8	15:43'24.624
9	29.150	21.392	22.055	24.912	1'37.509	290,3	15:45'02.133
10	29.009	21.379	21.971	24.899	1'37.258	286,5	15:46'39.391
11	28.940	21.314	22.010	24.880	1'37.144	286,5	15:48'16.535
12	28.880	21.504	22.028	24.806	1'37.218	287,2	15:49'53.753
13	28.911	21.608	22.014	24.852	1'37.385	285,7	15:51'31.138
14	29.001	21.646	22.104	25.013	1'37.764	282,0	15:53'08.902
15	29.060	21.459	22.379	25.380	1'38.278	289,5	15:54'47.180
16	29.063	21.543	22.119	25.067	1'37.792	290,3	15:56'24.972
17	29.118	21.407	22.221	24.970	1'37.716	289,5	15:58'02.688
18	29.131	21.501	22.190	24.921	1'37.743	288,0	15:59'40.431
19	29.196	21.471	22.253	25.097	1'38.017	288,0	16:01'18.448
20	29.152	21.430	22.316	25.092	1'37.990	290,3	16:02'56.438
21	29.215	21.451	22.251	25.197	1'38.114	288,8	16:04'34.552

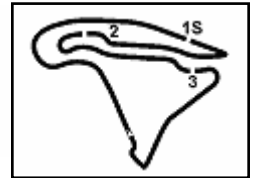
Race Time 34'09.138

6° 65 J. REA [1'36.901]							
Lap	Seg1	Seg2	Seg3	Seg4	Lap Time	km/h	Local Time
1		21.678	22.073	24.872	1'38.119	276,9	15:32'03.533
2	28.918	21.585	21.966	24.807	1'37.276	267,3	15:33'40.809
3	28.869	21.425	21.906	24.747	1'36.947	279,1	15:35'17.756
4	28.889	21.348	21.902	24.762	1'36.901	281,3	15:36'54.657
5	28.943	21.355	22.016	24.735	1'37.049	279,1	15:38'31.706

07/09/2025

P = Pits In/Out - C = Lap Time Cancelled

These data/results cannot be reproduced, stored and/or transmitted in whole or in part by any manner of electronic, mechanical, photocopying, recording, broadcasting or otherwise now known or herein after developed without the previous express consent by the copyright owner, except for reproduction in daily press and regular printed publications on sale to the public within 60 days of the event related to those data/results and always provided that copyright symbol appears together as follows below.



French Round, 5-7 September 2025
Chronological Analysis Race 2

Start at 15:30'25.414

Race Time 34'11.239

6	29.012	21.231	21.874	24.791	1'36.908	280,5	15:40'08.614
7	29.036	21.307	21.991	25.011	1'37.345	280,5	15:41'45.959
8	28.987	21.378	22.007	24.734	1'37.106	277,6	15:43'23.065
9	29.120	21.227	22.201	24.810	1'37.358	288,8	15:45'00.423
10	29.360	21.329	22.023	24.764	1'37.476	288,8	15:46'37.899
11	29.466	21.398	22.253	24.941	1'38.058	288,0	15:48'15.957
12	29.148	21.208	22.035	24.885	1'37.276	287,2	15:49'53.233
13	29.297	21.276	22.189	24.770	1'37.532	285,0	15:51'30.765
14	29.384	21.516	22.190	25.313	1'38.403	282,0	15:53'09.168
15	29.293	21.400	22.200	25.361	1'38.254	286,5	15:54'47.422
16	29.224	21.364	22.209	25.021	1'37.818	282,0	15:56'25.240
17	29.218	21.389	22.159	24.974	1'37.740	282,7	15:58'02.980
18	29.213	21.407	22.243	24.969	1'37.832	285,7	15:59'40.812
19	29.274	21.341	22.261	25.033	1'37.909	283,5	16:01'18.721
20	29.230	21.360	22.343	25.127	1'38.060	282,7	16:02'56.781
21	29.408	21.543	22.391	25.175	1'38.517	282,0	16:04'35.298

Race Time 34'09.884

7° 97 X. VIERGE [1'37.188]							
Lap	Seg1	Seg2	Seg3	Seg4	Lap Time	km/h	Local Time
1		21.766	22.082	25.035	1'38.618	272,7	15:32'04.032
2	28.941	21.420	22.047	24.999	1'37.407	281,3	15:33'41.439
3	29.005	21.221	22.033	24.929	1'37.188	286,5	15:35'18.627
4	29.106	21.236	22.020	24.920	1'37.282	285,7	15:36'55.909
5	29.016	21.290	22.090	24.899	1'37.295	286,5	15:38'33.204
6	28.986	21.263	22.079	24.936	1'37.264	288,0	15:40'10.468
7	29.038	21.290	22.027	24.978	1'37.333	285,0	15:41'47.801
8	29.100	21.151	22.035	24.991	1'37.277	288,8	15:43'25.078
9	29.082	21.260	22.088	24.919	1'37.349	292,7	15:45'02.427
10	28.994	21.329	21.953	25.030	1'37.306	287,2	15:46'39.733
11	29.090	21.282	22.057	24.877	1'37.306	287,2	15:48'17.039
12	29.027	21.366	22.180	24.915	1'37.488	285,0	15:49'54.527
13	29.071	21.397	22.053	24.911	1'37.432	286,5	15:51'31.959
14	29.063	21.810	22.135	24.915	1'37.923	283,5	15:53'09.882
15	29.130	21.296	22.140	25.169	1'37.735	283,5	15:54'47.617
16	29.119	21.573	22.213	25.045	1'37.950	279,1	15:56'25.567
17	29.181	21.452	22.105	25.184	1'37.922	277,6	15:58'03.489
18	29.132	21.465	22.127	25.047	1'37.771	285,0	15:59'41.260
19	29.209	21.499	22.302	25.055	1'38.065	282,7	16:01'19.325
20	29.266	21.482	22.338	25.065	1'38.151	285,0	16:02'57.476
21	29.253	21.533	22.326	25.345	1'38.457	284,2	16:04'35.933

Race Time 34'10.519

8° 9 D. PETRUCCI [1'36.870]							
Lap	Seg1	Seg2	Seg3	Seg4	Lap Time	km/h	Local Time
1		21.469	21.849	25.131	1'37.977	276,9	15:32'03.391
2	28.950	21.538	21.917	24.894	1'37.299	275,5	15:33'40.690
3	28.932	21.288	21.902	24.748	1'36.870	287,2	15:35'17.560
4	29.014	21.253	21.877	24.778	1'36.922	286,5	15:36'54.482
5	29.061	21.265	22.000	24.731	1'37.057	287,2	15:38'31.539
6	29.081	21.209	21.860	24.776	1'36.926	289,5	15:40'08.465
7	29.091	21.222	21.933	24.860	1'37.106	288,0	15:41'45.571
8	29.112	21.378	21.941	24.798	1'37.229	287,2	15:43'22.800
9	29.374	21.437	21.849	25.192	1'38.198	287,2	15:45'00.998
10	29.135	21.432	22.020	25.019	1'37.606	281,3	15:46'38.604
11	29.109	21.522	22.039	24.976	1'37.646	283,5	15:48'16.250
12	29.123	21.687	22.124	24.949	1'37.883	285,7	15:49'54.133
13	29.143	21.464	22.011	24.895	1'37.513	285,0	15:51'31.646
14	29.287	21.877	22.429	25.047	1'38.640	285,7	15:53'10.286
15	29.295	21.548	22.091	24.997	1'37.931	287,2	15:54'48.217
16	29.253	21.377	22.078	25.089	1'37.797	287,2	15:56'26.014
17	29.278	21.609	22.111	24.983	1'37.981	288,8	15:58'03.995
18	29.336	21.537	22.093	25.057	1'38.023	287,2	15:59'42.018
19	29.263	21.675	22.179	25.011	1'38.128	289,5	16:01'20.146
20	29.343	21.441	22.172	25.067	1'38.023	290,3	16:02'58.169
21	29.438	21.551	22.255	25.240	1'38.484	284,2	16:04'36.653

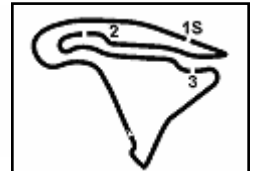
9° 55 A. LOCATELLI [1'37.344]								
Lap	Seg1	Seg2	Seg3	Seg4	Lap Time	km/h	Local Time	
1		21.943	22.637	25.183	1'40.575	262,8	15:32'05.989	
2	29.014	21.521	22.054	25.057	1'37.646	278,4	15:33'43.635	
3	29.080	21.398	21.934	25.056	1'37.468	280,5	15:35'21.103	
4	28.911	21.560	22.011	25.011	1'37.493	268,7	15:36'58.596	
5	29.181	21.384	21.990	24.942	1'37.497	287,2	15:38'36.093	
6	29.064	21.222	22.057	25.001	1'37.344	288,8	15:40'13.437	
7	29.029	21.383	22.208	25.040	1'37.660	282,0	15:41'51.097	
8	29.137	21.368	21.970	24.994	1'37.469	281,3	15:43'28.566	
9	29.089	21.368	22.040	25.002	1'37.499	284,2	15:45'06.065	
10	29.145	21.331	21.994	24.932	1'37.402	288,8	15:46'43.467	
11	29.185	21.290	22.052	24.982	1'37.509	287,2	15:48'20.976	
12	29.267	21.324	22.005	24.953	1'37.549	289,5	15:49'58.525	
13	29.223	21.325	21.964	24.971	1'37.483	287,2	15:51'36.008	
14	29.212	21.394	22.009	24.917	1'37.532	288,0	15:53'13.540	
15	29.112	21.341	22.078	25.017	1'37.548	288,8	15:54'51.088	
16	29.225	21.165	22.051	24.935	1'37.376	288,8	15:56'28.464	
17	29.042	21.481	22.142	25.031	1'37.696	283,5	15:58'06.160	
18	29.223	21.309	22.092	24.974	1'37.598	287,2	15:59'43.758	
19	29.187	21.436	22.094	25.108	1'37.825	289,5	16:01'21.583	
20	29.270	21.342	22.165	25.041	1'37.818	286,5	16:02'59.401	
21	29.279	21.320	22.171	25.090	1'37.860	288,0	16:04'37.261	

Race Time 34'11.847

10° 77 D. AEGERTER [1'37.213]								
Lap	Seg1	Seg2	Seg3	Seg4	Lap Time	km/h	Local Time	
1		22.191	22.532	25.024	1'40.019	250,6	15:32'05.433	
2	29.096	21.821	22.054	24.970	1'37.941	270,0	15:33'43.374	
3	29.056	21.374	21.990	25.060	1'37.480	274,8	15:35'20.854	
4	29.018	21.875	22.011	25.012	1'37.916	266,0	15:36'58.770	
5	29.190	21.361	22.108	24.989	1'37.648	272,7	15:38'36.418	
6	29.031	21.348	22.099	25.136	1'37.614	272,7	15:40'14.032	
7	29.145	21.451	22.195	24.987	1'37.778	276,9	15:41'51.810	
8	29.100	21.413	22.053	24.952	1'37.518	276,9	15:43'29.328	
9	28.994	21.460	22.158	24.833	1'37.445	277,6	15:45'06.773	
10	29.035	21.310	22.148	25.010	1'37.503	283,5	15:46'44.276	
11	29.001	21.439	21.957	24.955	1'37.352	279,8	15:48'21.628	
12	29.017	21.439	21.985	25.047	1'37.488	275,5	15:49'59.116	
13	29.021	21.631	21.954	24.891	1'37.497	274,8	15:51'36.613	
14	29.103	21.436	22.092	25.011	1'37.642	272,7	15:53'14.255	
15	29.035	21.299	21.981	24.898	1'37.213	288,0	15:54'51.468	
16	29.105	21.351	21.983	24.997	1'37.436	270,0	15:56'28.904	
17	29.189	21.542	22.100	25.082	1'37.913	274,1	15:58'06.817	
18	29.214	21.493	22.257	24.945	1'37.909	279,8	15:59'44.726	
19	29.094	21.504	22.082	25.076	1'37.756	280,5	16:01'22.482	
20	29.092	21.400	22.122	25.153	1'37.767	285,0	16:03'00.249	
21	29.283	21.381	22.184	25.192	1'38.040	282,0	16:04'38.289	

Race Time 34'12.875

11° 31 G. GERLOFF [1'37.346]								
Lap	Seg1	Seg2	Seg3	Seg4	Lap Time	km/h	Local Time	
1		22.090	22.637	25.446	1'41.179	251,2	15:32'06.593	
2	29.062	21.558	21.867	25.104	1'37.591	267,3	15:33'44.184	
3	29.119	21.518	21.931	24.966	1'37.534	273,4	15:35'21.718	
4	28.880	21.726	22.060	24.917	1'37.583	268,0	15:36'59.301	
5	29.043	21.720	21.997	24.843	1'37.603	272,7	15:38'36.904	
6	28.899	21.551	21.999	24.903	1'37.352	282,7	15:40'14.256	
7	29.014	21.535	22.140	25.027	1'37.716	268,0	15:41'51.972	
8	29.064	21.510	21.983	24.973	1'37.530	262,8	15:43'29.502	
9	29.033	21.627	22.096	25.026	1'37.782	270,0	15:45'07.284	
10	29.095	21.541	22.033	24.835	1'37.504	276,9	15:46'44.788	
11	28.977	21.718	22.238	24.902	1'37.835	287,2	15:48'22.623	
12	28.979	21.555	21.957	24.855	1'37.346	2		



Magny-Cours 4.411 m

French Round, 5-7 September 2025
Chronological Analysis Race 2

Start at 15:30'25.414

3 / 4

14	29.273	21.372	22.036	24.867	1'37.548	288,0	15:53'15.006	6	29.383	21.433	22.217	25.009	1'38.042	285,0	15:40'15.969
15	29.087	21.458	22.037	24.779	1'37.361	285,7	15:54'52.367	7	29.337	21.347	22.159	25.040	1'37.883	288,0	15:41'53.852
16	29.144	21.413	22.117	24.853	1'37.527	285,7	15:56'29.894	8	29.210	21.352	22.196	24.928	1'37.686	285,0	15:43'31.538
17	29.144	21.269	22.121	25.007	1'37.541	294,3	15:58'07.435	9	29.292	21.424	22.212	25.148	1'38.076	288,0	15:45'09.614
18	29.145	21.366	22.178	25.199	1'37.888	285,0	15:59'45.323	10	29.184	21.460	22.131	25.038	1'37.813	277,6	15:46'47.427
19	29.134	21.486	22.129	24.931	1'37.680	275,5	16:01'23.003	11	29.359	21.495	22.107	25.155	1'38.116	282,0	15:48'25.543
20	29.246	21.462	22.173	25.361	1'38.242	284,2	16:03'01.245	12	29.448	21.365	22.152	24.817	1'37.782	288,0	15:50'03.325
21	29.276	21.493	22.157	25.080	1'38.006	285,7	16:04'39.251	13	29.340	21.370	22.217	24.788	1'37.715	288,8	15:51'41.040

Race Time 34'13.837

12° 47 A. BASSANI (1'37.184)

Lap	Seg1	Seg2	Seg3	Seg4	Lap Time	km/h	Local Time
1		21.894	22.221	25.009	1'38.847	262,1	15:32'04.261
2	28.895	21.540	21.962	25.008	1'37.405	273,4	15:33'41.666
3	28.914	21.416	22.017	24.977	1'37.324	277,6	15:35'18.990
4	29.019	21.359	22.068	24.929	1'37.375	279,8	15:36'56.365
5	28.909	21.333	22.040	24.902	1'37.184	282,7	15:38'33.549
6	29.071	21.341	22.069	24.939	1'37.420	279,1	15:40'10.969
7	29.086	21.350	22.098	24.959	1'37.493	285,7	15:41'48.462
8	29.128	21.456	22.111	24.996	1'37.691	285,7	15:43'26.153
9	29.141	21.594	22.128	25.027	1'37.890	276,2	15:45'04.043
10	29.023	21.464	22.114	24.909	1'37.510	279,8	15:46'41.553
11	29.038	21.663	22.084	24.940	1'37.725	291,9	15:48'19.278
12	29.022	21.547	22.106	25.039	1'37.714	283,5	15:49'56.992
13	29.080	21.495	22.130	24.969	1'37.674	285,7	15:51'34.666
14	29.201	21.534	22.176	24.948	1'37.859	287,2	15:53'12.525
15	29.106	21.563	22.078	24.982	1'37.729	288,0	15:54'50.254
16	29.257	21.419	22.259	25.047	1'37.982	285,0	15:56'28.236
17	29.164	21.761	22.332	25.172	1'38.429	283,5	15:58'06.665
18	29.133	21.625	22.585	25.212	1'38.555	283,5	15:59'45.220
19	29.150	22.121	22.304	25.078	1'38.653	286,5	16:01'23.873
20	29.227	21.587	22.387	25.170	1'38.371	281,3	16:03'02.244
21	29.235	21.563	22.490	25.416	1'38.704	287,2	16:04'40.948

Race Time 34'15.534

13° 87 R. GARDNER (1'37.304)

Lap	Seg1	Seg2	Seg3	Seg4	Lap Time	km/h	Local Time
1		22.121	22.222	25.059	1'39.466	253,5	15:32'04.880
2	29.151	21.974	22.046	24.862	1'38.033	260,9	15:33'42.913
3	29.016	21.525	22.157	24.951	1'37.649	264,1	15:35'20.562
4	29.135	21.447	21.947	24.775	1'37.304	274,1	15:36'57.866
5	29.028	21.470	22.008	24.967	1'37.473	269,3	15:38'35.339
6	29.042	21.678	22.083	24.965	1'37.768	274,1	15:40'13.107
7	29.126	21.427	22.123	25.642	1'38.318	276,2	15:41'51.425
8	29.050	21.419	22.005	24.916	1'37.390	274,1	15:43'28.815
9	29.132	21.763	22.397	24.963	1'38.255	273,4	15:45'07.070
10	29.074	21.519	21.974	25.023	1'37.590	276,2	15:46'44.660
11	29.143	21.600	22.125	24.930	1'37.798	276,2	15:48'22.458
12	29.192	21.917	22.112	24.956	1'38.177	271,4	15:50'00.635
13	29.194	21.396	22.125	25.025	1'37.740	283,5	15:51'38.375
14	29.230	21.351	22.062	24.906	1'37.549	284,2	15:53'15.924
15	29.173	21.464	21.979	25.806	1'38.422	288,8	15:54'54.346
16	29.509	21.350	22.128	24.982	1'37.969	286,5	15:56'32.315
17	29.368	21.498	22.069	24.970	1'37.905	285,7	15:58'10.220
18	29.433	21.518	22.252	25.207	1'38.410	285,7	15:59'48.630
19	29.370	21.505	22.181	25.053	1'38.109	282,0	16:01'26.739
20	29.514	21.393	22.219	25.024	1'38.150	288,0	16:03'04.889
21	29.411	21.440	22.260	25.189	1'38.300	283,5	16:04'43.189

Race Time 34'17.775

14° 95 T. MACKENZIE (1'37.612)

Lap	Seg1	Seg2	Seg3	Seg4	Lap Time	km/h	Local Time
1		22.241	22.694	25.498	1'40.758	250,0	15:32'06.172
2	29.067	21.559	22.117	25.141	1'37.884	276,9	15:33'44.056
3	29.393	21.712	22.075	25.150	1'38.330	276,9	15:35'22.386
4	29.221	21.332	22.034	25.025	1'37.612	279,8	15:36'59.998
5	29.251	21.457	22.256	24.965	1'37.929	285,7	15:38'37.927

15° 10 S. GARCIA (1'37.777)

Lap	Seg1	Seg2	Seg3	Seg4	Lap Time	km/h	Local Time
1		22.319	22.777	25.425	1'41.485	255,9	15:32'06.899
2	29.400	22.206	22.215	25.298	1'39.119	288,0	15:33'46.018
3	29.316	21.360	22.080	25.141	1'37.897	284,2	15:35'23.915
4	29.340	21.394	22.216	24.998	1'37.948	281,3	15:37'01.863
5	29.319	21.375	22.190	24.976	1'37.860	288,0	15:38'39.723
6	29.166	21.458	22.217	25.016	1'37.857	285,7	15:40'17.580
7	29.241	21.345	22.155	25.036	1'37.777	288,8	15:41'55.357
8	29.287	21.390	22.209	24.914	1'37.800	288,0	15:43'33.157
9	29.194	21.454	22.163	25.046	1'37.857	287,2	15:45'11.014
10	29.250	21.412	22.121	25.035	1'37.818	286,5	15:46'48.832
11	29.237	21.362	22.202	25.027	1'37.828	284,2	15:48'26.660
12	29.217	21.485	22.592	24.946	1'38.240	284,2	15:50'04.900
13	29.234	21.401	22.194	25.110	1'37.939	285,7	15:51'42.839
14	29.356	21.538	22.310	24.952	1'38.156	285,7	15:53'20.995
15	29.264	21.395	22.213	25.082	1'37.954	287,2	15:54'58.949
16	29.507	21.435	22.204	25.016	1'38.162	286,5	15:56'37.111
17	29.346	21.634	22.270	25.120	1'38.370	283,5	15:58'15.481
18	29.419	21.526	22.324	25.064	1'38.333	285,0	15:59'53.814
19	29.342	21.607	22.385	25.181	1'38.515	282,0	16:01'32.329
20	29.594	21.374	22.414	25.055	1'38.437	290,3	16:03'10.766
21	29.478	21.478	22.357	25.323	1'38.636	292,7	16:04'49.402

Race Time 34'23.988

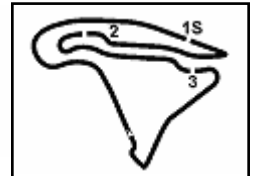
16° 29 A. IANNONE (1'37.236)

Lap	Seg1	Seg2	Seg3	Seg4	Lap Time	km/h	Local Time
1		22.396	22.413	24.888	1'39.221	275,5	15:32'04.635
2	29.112	21.653	22.139	24.907	1'37.811	260,2	15:33'42.446
3	29.230	21.672	22.175	24.899	1'37.976	274,1	15:35'20.422
4	29.073	21.389	21.958	24.816	1'37.236	281,3	15:36'57.658
5	29.123	21.234	22.124	25.003	1'37.484	282,0	15:38'35.142
6	28.972	21.626	22.130	25.050	1'37.778	277,6	15:40'12.920
7	29.188	21.478	22.077	24.953	1'37.696	291,1	15:41'50.616
8	29.162	21.438	22.113	24.893	1'37.606	291,1	15:43'28.222
9	29.295	22.938	22.422	25.074	1'39.729	295,1	15:45'07.951
10	29.167	21.575	22.116	25.021	1'37.879	270,7	15:46'45.830
11	29.232	21.501	22.253	24.847	1'37.833	276,2	15:48'23.663
12	29.190	21.450	22.130	24.950	1'37.720	284,2	15:50'01.383
13	29.318	21.690	22.255	24.991	1'38.254	275,5	15:51'39.637
14	29.478	21.453	22.660	25.514	1'39.105c	285,7	15:53'18.742
15	29.530	21.676	22.328	25.249	1'38.783	282,0	15:54'57.525
16	29.645	22.046	22.570	25.168	1'39.429	285,7	15:56'36.954
17	29.393	21.464	22.211	25.014	1'38.082	276,9	15:58'15.036
18	29.381	21.618	22.238	25.212	1'38.449	272,0	15:59'53.485
19	29.459	21.454	25.472	25.110	1'41.495	284,2	16:01'34.980
20	29.505	21.517	22.492	25.302	1'38.816	288,0	16:03'13.796
21	29.738	21.668	22.489	25.044	1'38.939	288,0	16:04'52.735

07/09/2025 P = Pits In/Out - C = Lap Time Cancelled

These data/results cannot be reproduced, stored and/or transmitted in whole or in part by any manner of electronic, mechanical, photocopying, recording, broadcasting or otherwise now known or herein after developed without the previous express consent by the copyright owner, except for reproduction in daily press and regular printed publications on sale to the public within 60 days of the event related to those data/results and always provided that copyright symbol appears together as follows below.

© DORNA WSBK ORGANIZATION Srl 2025



Magny-Cours 4.411 m

French Round, 5-7 September 2025

Chronological Analysis Race 2

Start at 15:30'25.414

4 / 4

17° 99 B. SOFUOGLU [1'37.685]								12 M. RINALDI [1'38.643]							
Lap	Seg.1	Seg.2	Seg.3	Seg.4	Lap Time	km/h	Local Time	Lap	Seg.1	Seg.2	Seg.3	Seg.4	Lap Time	km/h	Local Time
1		22.229	22.581	25.483	1'41.031	251,7	15:32'06.445	RET							
2	29.121	21.649	22.427	25.298	1'38.495	281,3	15:33'44.940	1		22.493	22.829	25.393	1'41.641	251,7	15:32'07.055
3	29.273	21.874	22.111	25.033	1'38.291	291,1	15:35'23.231	2	29.559	22.304	22.336	25.085	1'39.284	265,4	15:33'46.339
4	29.263	21.754	22.080	24.929	1'38.026	282,0	15:37'01.257	3	29.467	21.713	22.437	25.026	1'38.643	266,7	15:35'24.982
5	29.275	21.534	22.124	25.032	1'37.965	288,0	15:38'39.222	4	29.630	21.874	22.540	24.889	1'38.933	274,1	15:37'03.915
6	29.255	21.466	22.018	24.946	1'37.685	287,2	15:40'16.907	5	29.495	21.699	22.555	25.091	1'38.840	276,9	15:38'42.755
7	29.186	21.661	22.156	24.974	1'37.977	283,5	15:41'54.884	6	29.545	21.577	22.532	25.009	1'38.663	279,1	15:40'21.418
8	29.168	21.565	22.126	24.953	1'37.812	286,5	15:43'32.696	7	29.602	21.817	22.538	25.233	1'39.190	269,3	15:42'00.608
9	29.213	21.543	22.079	24.971	1'37.806	286,5	15:45'10.502	8	29.646	21.746	22.380	25.038	1'38.810	276,9	15:43'39.418
10	29.268	21.530	22.058	24.938	1'37.794	286,5	15:46'48.296	9	29.583	21.633	22.581	25.035	1'38.832	275,5	15:45'18.250
11	29.289	21.476	22.180	25.124	1'38.069	287,2	15:48'26.365	10	29.570	21.991	23.070	27.406	1'42.037P	274,8	15:47'00.287
12	29.371	21.733	22.548	25.363	1'39.015C	283,5	15:50'05.380	Race Time 24'50.617							
13	29.350	21.654	22.215	25.045	1'38.264	280,5	15:51'43.644	17 R. VICKERS [1'38.467]							
14	29.346	22.025	22.213	25.076	1'38.660	285,7	15:53'22.304	Lap	Seg.1	Seg.2	Seg.3	Seg.4	Lap Time	km/h	Local Time
15	29.324	21.775	22.192	25.227	1'38.518	285,0	15:55'00.822	1		22.218	22.858	25.418	1'41.308	252,3	15:32'06.722
16	29.491	21.629	22.335	25.141	1'38.596	285,0	15:56'39.418	2	29.586	21.662	22.149	25.070	1'38.467	270,7	15:33'45.189
17	29.441	21.724	22.361	25.186	1'38.712	286,5	15:58'18.130	3	29.525	21.656	22.242	25.092	1'38.515	280,5	15:35'23.704
18	29.605	21.734	22.391	25.315	1'39.045	285,0	15:59'57.175	4	29.517	21.758	22.260	25.046	1'38.581	288,0	15:37'02.285
19	29.634	21.704	22.429	25.156	1'38.923	282,7	16:01'36.098	5	29.693	21.677	22.385	25.167	1'38.922	279,8	15:38'41.207
20	29.531	21.611	22.236	25.152	1'38.530	285,7	16:03'14.628	6	29.632	21.635	22.309	25.160	1'38.736	280,5	15:40'19.943
21	29.473	21.685	22.083	25.163	1'38.404	285,0	16:04'53.032	7	29.743	21.752	22.433	25.185	1'39.113	275,5	15:41'59.056
Race Time 34'27.618								8	29.720	21.661	22.327	25.225	1'38.933	282,0	15:43'37.989
18° 21 Z. ZAIDI [1'39.450]								9	29.608	21.565	22.278	25.236	1'38.687	282,7	15:45'16.676
Lap	Seg.1	Seg.2	Seg.3	Seg.4	Lap Time	km/h	Local Time	10	30.268	24.772	22.737	27.651	1'45.428P	278,4	15:47'02.104
1		22.802	22.783	25.629	1'42.730	235,8	15:32'08.144	Race Time 16'36.690							
2	29.648	21.861	22.473	25.468	1'39.450	272,0	15:33'47.594	14 S. LOWES [1'37.383]							
3	29.623	21.934	22.749	25.363	1'39.669	266,0	15:35'27.263	Lap	Seg.1	Seg.2	Seg.3	Seg.4	Lap Time	km/h	Local Time
4	29.465	22.139	22.654	25.423	1'39.681	287,2	15:37'06.944	1		21.894	22.304	24.928	1'39.038	253,5	15:32'04.452
5	29.846	21.915	22.824	25.411	1'39.996	275,5	15:38'46.940	2	28.972	21.540	22.082	25.026	1'37.620	268,0	15:33'42.072
6	29.828	21.971	22.814	25.391	1'40.004	283,5	15:40'26.944	3	28.864	21.573	22.148	24.936	1'37.521	273,4	15:35'19.593
7	29.693	21.932	22.971	25.685	1'40.281	284,2	15:42'07.225	4	28.987	21.412	22.023	24.961	1'37.383	279,8	15:36'56.976
8	29.845	22.096	22.770	25.522	1'40.233	282,7	15:43'47.458	5	28.931	21.589	22.130	25.297	1'37.947	278,4	15:38'34.923
9	29.759	21.823	22.827	25.445	1'39.854	282,7	15:45'27.312	6	29.076	21.545	22.168	27.671	1'40.460	276,2	15:40'15.383
10	29.661	21.827	22.933	25.436	1'39.857	284,2	15:47'07.169	Race Time 9'49.969							
11	29.808	21.892	22.829	25.449	1'39.978	284,2	15:48'47.147	53 T. RABAT [1'39.195]							
12	29.651	21.903	22.750	25.465	1'39.769	282,0	15:50'26.916	Lap	Seg.1	Seg.2	Seg.3	Seg.4	Lap Time	km/h	Local Time
13	29.862	21.798	23.104	25.698	1'40.462	285,7	15:52'07.378	1		22.736	22.666	25.454	1'42.120	246,6	15:32'07.534
14	29.770	21.740	22.792	25.430	1'39.732	284,2	15:53'47.110	2	29.741	22.096	22.456	25.176	1'39.469	272,0	15:33'47.003
15	29.735	21.836	22.852	25.564	1'39.987	282,0	15:55'27.097	3	29.509	21.922	22.467	25.297	1'39.195	282,0	15:35'26.198
16	29.874	21.900	23.010	25.491	1'40.275	282,7	15:57'07.372	4	29.599	21.742	22.571	25.857	1'39.769C	289,5	15:37'05.967
17	29.870	21.841	23.106	25.474	1'40.291	286,5	15:58'47.663	5	30.278	21.795	22.648	25.284	1'40.005	285,7	15:38'45.972
18	29.768	22.026	22.983	25.401	1'40.178	280,5	16:00'27.841	6	32.376	24.934	25.029	31.734	1'54.073P	268,0	15:40'40.045
19	29.863	21.942	22.915	25.453	1'40.173	285,0	16:02'08.014	Race Time 10'14.631							
20	29.808	21.915	22.864	25.481	1'40.068	284,2	16:03'48.082	RET 5 Y. MONTELLA [1'37.564]							
21	29.770	21.709	22.791	25.418	1'39.688	287,2	16:05'27.770	Lap	Seg.1	Seg.2	Seg.3	Seg.4	Lap Time	km/h	Local Time
Race Time 35'02.356								1		22.200	22.551	25.348	1'40.247	250,6	15:32'05.661
RET								2	28.930	21.607	22.039	25.572	1'38.148	272,7	15:33'43.809
RET								3	29.162	21.662	21.886	24.998	1'37.708	262,8	15:35'21.517
RET								4	29.050	21.495	21.934	25.085	1'37.564	272,7	15:36'59.081
RET								5	29.214	21.604	21.903	24.941	1'37.662	271,4	15:38'36.743
RET								6	29.147	21.831	22.147	25.170	1'38.295	266,0	15:40'15.038
RET								7	29.317	21.554	22.183	25.130	1'38.184	279,8	15:41'53.222
RET								8	29.367	21.501	21.927	25.039	1'37.834	280,5	15:43'31.056
RET								9	29.412	21.676	22.042	25.151	1'38.281	287,2	15:45'09.337
RET								10	29.361	21.406	22.001	25.017	1'37.785	287,2	15:46'47.122
RET								11	29.399	21.561	22.067	25.347	1'38.374	286,5	15:48'25.496
RET								12	29.590	21.772	22.180	25.129	1'38.671	280,5	15:50'04.167
RET								13	29.455	21.620	22.095	25.255	1'38.425	287,2	15:51'42.592

07/09/2025

P = Pits In/Out - C = Lap Time Cancelled

These data/results cannot be reproduced, stored and/or transmitted in whole or in part by any manner of electronic, mechanical, photocopying, recording, broadcasting or otherwise now known or herein after developed without the previous express consent by the copyright owner, except for reproduction in daily press and regular printed publications on sale to the public within 60 days of the event related to those data/results and always provided that copyright symbol appears together as follows below.

© DORNA WSBK ORGANIZATION Srl 2025