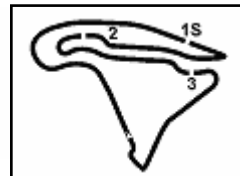


CIRCUIT DE NEVERS MAGNY-COURS				
TRACK LENGTH:	4,411 km	2,740 mi		
FL Altitude (sl):	221 m			
Loop	ID	OC	GPS	
		ms	LAT	LON
Pit In	3	15	46,86307 N	3,16120 E
Pit Out	18	90	46,86429 N	3,16381 E
FL.1	41	205	46,86802 N	3,16593 E
I1-S	22	110	46,86197 N	3,16868 E
I1.1	42	210	46,86086 N	3,16735 E
I2	24	120	46,86605 N	3,16811 E
I2.1	43	215	46,86524 N	3,16697 E
I3	26	130	46,86042 N	3,16614 E
I3.1	44	220	46,86058 N	3,16391 E
FL	30	150	46,86299 N	3,16176 E

LLP = Long Lap Penalty  
PS = Practice Start board

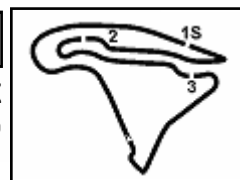


Magny-Cours 4.411 m

## French Round, 5-7 September 2025

### Biographical Entry List

No.	Rider (Abbreviation)	Nat	Bike	Wins 2025	Podiums 2025	Pole 2025	Races 2025	Tyres	Class
	Age Date of Birth Place of Birth		Team						
1	<b>1 RAZGATLIOGLU Toprak</b> (Raz) 28 16/10/1996 Alanya	<b>TUR</b>	<b>BMW M1000RR</b> ROKiT BMW Motorrad WorldSBK Team	<b>72</b> 15	<b>162</b> 20	<b>22</b> 4	<b>246</b> 24	<b>Pirelli</b>	
2	<b>5 MONTELLA Yari</b> (Mon) 25 05/01/2000 Oliveto Citra	<b>ITA</b>	<b>Ducati Panigale V4R</b> Barni Spark Racing Team				<b>24</b> 24	<b>Pirelli</b>	<b>IND</b>
3	<b>9 PETRUCCI Danilo</b> (Pet) 34 24/10/1990 Terni	<b>ITA</b>	<b>Ducati Panigale V4R</b> Barni Spark Racing Team	<b>3</b>	<b>20</b> 7		<b>93</b> 24	<b>Pirelli</b>	<b>IND</b>
4	<b>10 GARCIA Sergio</b> (GaS) 22 22/03/2003 Burriana	<b>ESP</b>	<b>Honda CBR1000 RR-R</b> Honda HRC					<b>Pirelli</b>	
5	<b>11 BULEGA Nicolo</b> (Bul) 25 16/10/1999 Montecchio Emilia	<b>ITA</b>	<b>Ducati Panigale V4R</b> Aruba.it Racing - Ducati	<b>14</b> 8	<b>44</b> 20	<b>7</b> 3	<b>60</b> 24	<b>Pirelli</b>	
6	<b>12 RINALDI Michael</b> (Rin) 29 21/12/1995 Rimini	<b>ITA</b>	<b>Yamaha YZF R1</b> Yamaha Motoxrcing WorldSBK Team	<b>5</b>	<b>23</b>		<b>231</b> 9	<b>Pirelli</b>	<b>IND</b>
7	<b>14 LOWES Sam</b> (SLo) 34 14/09/1990 Lincoln	<b>GBR</b>	<b>Ducati Panigale V4R</b> ELF Marc VDS Racing Team		<b>4</b> 4	<b>1</b> 1	<b>54</b> 24	<b>Pirelli</b>	<b>IND</b>
8	<b>17 VICKERS Ryan</b> (Vic) 26 19/02/1999 Bury St Edmunds	<b>GBR</b>	<b>Ducati Panigale V4R</b> Motocorsa Racing				<b>27</b> 24	<b>Pirelli</b>	<b>IND</b>
9	<b>19 BAUTISTA Alvaro</b> (Bau) 40 21/11/1984 Talavera de la Reina	<b>ESP</b>	<b>Ducati Panigale V4R</b> Aruba.it Racing - Ducati	<b>63</b>	<b>120</b> 13	<b>10</b>	<b>228</b> 24	<b>Pirelli</b>	
10	<b>21 ZAIDI Zaqhwani</b> (Zai) 30 20/07/1995 Selangor	<b>MAS</b>	<b>Honda CBR1000 RR-R</b> PETRONAS MIE Honda Racing Team				<b>18</b> 18	<b>Pirelli</b>	<b>IND</b>
11	<b>22 LOWES Alex</b> (ALo) 34 14/09/1990 Lincoln	<b>GBR</b>	<b>bimota KB998 Rimini</b> bimota by Kawasaki Racing Team	<b>4</b>	<b>47</b> 1	<b>2</b>	<b>342</b> 22	<b>Pirelli</b>	
12	<b>29 IANNONE Andrea</b> (Ian) 36 09/08/1989 Vasto	<b>ITA</b>	<b>Ducati Panigale V4R</b> Team Pata Go Eleven	<b>1</b>	<b>7</b> 2		<b>55</b> 19	<b>Pirelli</b>	<b>IND</b>
13	<b>31 GERLOFF Garrett</b> (Ger) 30 01/08/1995 Tualatin	<b>USA</b>	<b>Kawasaki ZX-10RR</b> Kawasaki WorldSBK Team		<b>8</b>	<b>1</b>	<b>186</b> 22	<b>Pirelli</b>	
14	<b>47 BASSANI Axel</b> (Bas) 26 24/07/1999 Feltre	<b>ITA</b>	<b>bimota KB998 Rimini</b> bimota by Kawasaki Racing Team		<b>6</b>		<b>169</b> 24	<b>Pirelli</b>	
15	<b>53 RABAT Tito</b> (Rab) 36 25/05/1989 Barcellona	<b>ESP</b>	<b>Honda CBR1000 RR-R</b> PETRONAS MIE Honda Racing Team				<b>112</b> 20	<b>Pirelli</b>	<b>IND</b>
16	<b>55 LOCATELLI Andrea</b> (Loc) 28 16/10/1996 Alzano Lombardo	<b>ITA</b>	<b>Yamaha YZF R1</b> Pata Maxus Yamaha	<b>1</b> 1	<b>22</b> 4		<b>169</b> 24	<b>Pirelli</b>	
17	<b>60 VAN DER MARK Michael</b> (vdM) 32 26/10/1992 Gouda	<b>NED</b>	<b>BMW M1000RR</b> ROKiT BMW Motorrad WorldSBK Team	<b>6</b>	<b>42</b>	<b>1</b>	<b>303</b> 24	<b>Pirelli</b>	
18	<b>65 REA Jonathan</b> (Rea) 38 02/02/1987 Ballymena	<b>GBR</b>	<b>Yamaha YZF R1</b> Pata Maxus Yamaha	<b>119</b>	<b>264</b>	<b>44</b>	<b>459</b> 15	<b>Pirelli</b>	
19	<b>77 AEGERTER Dominique</b> (Aeg) 34 30/09/1990 R�thenbach Im Emmental	<b>SUI</b>	<b>Yamaha YZF R1</b> GYTR GRT Yamaha WorldSBK Team		<b>2</b>		<b>85</b> 22	<b>Pirelli</b>	
20	<b>87 GARDNER Remy</b> (Gar) 27 24/02/1998 Randwick	<b>AUS</b>	<b>Yamaha YZF R1</b> GYTR GRT Yamaha WorldSBK Team		<b>2</b> 1		<b>88</b> 22	<b>Pirelli</b>	
21	<b>95 MACKENZIE Tarran</b> (Mac) 29 29/10/1995 Stirling	<b>GBR</b>	<b>Ducati Panigale V4R</b> MGM BONDVO Racing				<b>52</b> 21	<b>Pirelli</b>	<b>IND</b>
22	<b>97 VIERGE Xavi</b> (Vie) 28 30/04/1997 Barcelona	<b>ESP</b>	<b>Honda CBR1000 RR-R</b> Honda HRC		<b>1</b>		<b>131</b> 23	<b>Pirelli</b>	
23	<b>99 SOFUOGLU Bahattin</b> (Sof) 22 19/08/2003 Adapazari	<b>TUR</b>	<b>Yamaha YZF R1</b> Yamaha Motoxrcing WorldSBK Team				<b>24</b> 24	<b>Pirelli</b>	<b>IND</b>



## French Round, 5-7 September 2025

### Results Free Practice 1st Session

No.	Rider	Nat	Team	Bike	Class	Time	Gap	Rel.	Laps	Speed	
										Avg	Max
1	<b>1</b> T. RAZGATLIOGLU	TUR	ROKIT BMW Motorrad WorldSBK Team	BMW M1000RR		<b>1'36.930</b>			15	163,825	<b>299,2</b>
2	<b>14</b> S. LOWES	GBR	ELF Marc VDS Racing Team	Ducati Panigale V4R	IND	<b>1'37.152</b>	0.222	0.222	19	163,451	<b>294,3</b>
3	<b>11</b> N. BULEGA	ITA	Aruba.it Racing - Ducati	Ducati Panigale V4R		<b>1'37.183</b>	0.253	0.031	20	163,399	<b>299,2</b>
4	<b>97</b> X. VIERGE	ESP	Honda HRC	Honda CBR1000 RR-R		<b>1'37.208</b>	0.278	0.025	18	163,357	<b>298,3</b>
5	<b>9</b> D. PETRUCCI	ITA	Barni Spark Racing Team	Ducati Panigale V4R	IND	<b>1'37.240</b>	0.310	0.032	16	163,303	<b>296,7</b>
6	<b>55</b> A. LOCATELLI	ITA	Pata Maxus Yamaha	Yamaha YZF R1		<b>1'37.251</b>	0.321	0.011	19	163,285	<b>295,1</b>
7	<b>31</b> G. GERLOFF	USA	Kawasaki WorldSBK Team	Kawasaki ZX-10RR		<b>1'37.374</b>	0.444	0.123	16	163,078	<b>295,9</b>
8	<b>22</b> A. LOWES	GBR	bimota by Kawasaki Racing Team	bimota KB998 Rimini		<b>1'37.387</b>	0.457	0.013	19	163,057	<b>295,9</b>
9	<b>60</b> M. VAN DER MARK	NED	ROKIT BMW Motorrad WorldSBK Team	BMW M1000RR		<b>1'37.456</b>	0.526	0.069	19	162,941	<b>296,7</b>
10	<b>19</b> A. BAUTISTA	ESP	Aruba.it Racing - Ducati	Ducati Panigale V4R		<b>1'37.497</b>	0.567	0.041	19	162,873	<b>296,7</b>
11	<b>5</b> Y. MONTELLA	ITA	Barni Spark Racing Team	Ducati Panigale V4R	IND	<b>1'37.615</b>	0.685	0.118	16	162,676	<b>293,5</b>
12	<b>87</b> R. GARDNER	AUS	GYTR GRT Yamaha WorldSBK Team	Yamaha YZF R1		<b>1'37.616</b>	0.686	0.001	17	162,674	<b>293,5</b>
13	<b>95</b> T. MACKENZIE	GBR	MGM BONDVO Racing	Ducati Panigale V4R	IND	<b>1'37.795</b>	0.865	0.179	17	162,376	<b>295,9</b>
14	<b>12</b> M. RINALDI	ITA	Yamaha Motoxrcing WorldSBK Team	Yamaha YZF R1	IND	<b>1'37.825</b>	0.895	0.030	19	162,327	<b>291,1</b>
15	<b>65</b> J. REA	GBR	Pata Maxus Yamaha	Yamaha YZF R1		<b>1'37.836</b>	0.906	0.011	18	162,308	<b>292,7</b>
16	<b>29</b> A. IANNONE	ITA	Team Pata Go Eleven	Ducati Panigale V4R	IND	<b>1'37.908</b>	0.978	0.072	18	162,189	<b>293,5</b>
17	<b>77</b> D. AEGERTER	SUI	GYTR GRT Yamaha WorldSBK Team	Yamaha YZF R1		<b>1'37.910</b>	0.980	0.002	20	162,186	<b>298,3</b>
18	<b>53</b> T. RABAT	ESP	PETRONAS MIE Honda Racing Team	Honda CBR1000 RR-R	IND	<b>1'38.126</b>	1.196	0.216	18	161,829	<b>291,9</b>
19	<b>99</b> B. SOFUOGLU	TUR	Yamaha Motoxrcing WorldSBK Team	Yamaha YZF R1	IND	<b>1'38.314</b>	1.384	0.188	19	161,519	<b>295,1</b>
20	<b>47</b> A. BASSANI	ITA	bimota by Kawasaki Racing Team	bimota KB998 Rimini		<b>1'38.494</b>	1.564	0.180	18	161,224	<b>292,7</b>
21	<b>17</b> R. VICKERS	GBR	Motocorsa Racing	Ducati Panigale V4R	IND	<b>1'38.683</b>	1.753	0.189	19	160,915	<b>295,1</b>
22	<b>10</b> S. GARCIA	ESP	Honda HRC	Honda CBR1000 RR-R		<b>1'39.673</b>	2.743	0.990	17	159,317	<b>294,3</b>
----- Out 105% in this Session -----											
23	<b>21</b> Z. ZAIDI	MAS	PETRONAS MIE Honda Racing Team	Honda CBR1000 RR-R	IND	<b>1'41.822</b>	4.892	2.149	18	155,955	<b>282,7</b>

Qualifying Lap Time [105% of 1'36.930]: 1'41.777

AIR	Humidity:	74%	Temp:	17°C
TRACK	Condition:	Dry	Temp:	23°C

Records	Pole	[SP]	2023	G.Gerloff	1'35.453	166,360	Km/h
	Race	[SPRC]	2023	A.Bautista	1'36.084	165,270	Km/h
	All Times	[SP]	2023	G.Gerloff	1'35.453	166,360	Km/h

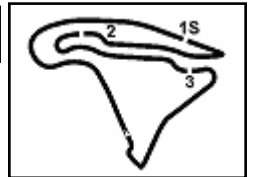
05/09/2025 Start 10:20 End 11:07

The results are provisional until the end of the time limit for protests and appeals and the completion of the technical checks.

Clerk Of The Course: Jean-Marc Deletang

These data/results cannot be reproduced, stored and/or transmitted in whole or in part by any manner of electronic, mechanical, photocopying, recording, broadcasting or otherwise now known or herein after developed without the previous express consent by the copyright owner, except for reproduction in daily press and regular printed publications on sale to the public within 60 days of the event related to those data/results and always provided that copyright symbol appears together as follows below.

© DORNA WSBK ORGANIZATION Srl 2025



## French Round, 5-7 September 2025

### Results Free Practice 1st Session

#### Session Highlights

Local Time	No. Rider	Description
10.14.41		Wet Patches in Turn(s): Long Lap-4
10.16.24		Wet Patches in Turn(s): 4-5-6 and Long Lap
10.20.00		Start of Session
10.21.40	<b>99</b> B. SOFUOGLU	#99 Current Lap Time Cancelled - Course Cutting - Turn T11
10.23.29	<b>17</b> R. VICKERS	#17 Current Lap Time Cancelled - Course Cutting - Turn T11
10.23.54	<b>21</b> Z. ZAIDI	#21 Current Lap Time Cancelled - Course Cutting - Turn T11
10.24.19	<b>11</b> N. BULEGA	#11 Current Lap Time Cancelled - Course Cutting - Turn T6
10.25.09	<b>22</b> A. LOWES	#22 Lap Time Cancelled [1'39.386] - Yellow Flag - Turn 11-12
10.25.14	<b>14</b> S. LOWES	#14 Lap Time Cancelled [1'39.583] - Yellow Flag - Turn 11-12
10.26.46	<b>99</b> B. SOFUOGLU	#99 Current Lap Time Cancelled - Course Cutting - Turn T11
10.28.43	<b>29</b> A. IANNONE	#29 Current Lap Time Cancelled - Course Cutting - Turn T11
10.30.39	<b>29</b> A. IANNONE	#29 Current Lap Time Cancelled - Course Cutting - Turn T11
10.45.04	<b>12</b> M. RINALDI	#12 Current Lap Time Cancelled - Course Cutting - Turn T6
10.45.36	<b>65</b> J. REA	#65 Lap Time Cancelled [1'40.413] - Exceeded Track Limits - Turn
10.48.18	<b>87</b> R. GARDNER	#87 Current Lap Time Cancelled - Course Cutting - Turn T11
10.48.44	<b>53</b> T. RABAT	#53 Current Lap Time Cancelled - Course Cutting - Turn T11
10.50.08	<b>12</b> M. RINALDI	#12 Current Lap Time Cancelled - Course Cutting - Turn T6
10.52.29	<b>10</b> S. GARCIA	#10 Current Lap Time Cancelled - Course Cutting - Turn T11
10.59.44	<b>60</b> M. VAN DER MARK	#60 Current Lap Time Cancelled - Course Cutting - Turn T6
11.01.59	<b>9</b> D. PETRUCCI	#9 Current Lap Time Cancelled - Course Cutting - Turn T6
11.04.14	<b>14</b> S. LOWES	#14 Current Lap Time Cancelled - Course Cutting - Turn T6
11.05.12	<b>87</b> R. GARDNER	#87 Racelink GPS is not working well. It must be fixed
11.05.23	<b>60</b> M. VAN DER MARK	#60 Current Lap Time Cancelled - Course Cutting - Turn T11
11.05.46	<b>10</b> S. GARCIA	#10 Current Lap Time Cancelled - Course Cutting - Turn T11
11.07.51		End of Session

#### Fastest Laps Sequence

No.	Rider	Nat	Team	Bike	Local Time	Time	Gap	Avg
<b>9</b>	D. PETRUCCI	ITA	Barni Spark Racing Team	Ducati Panigale V4R	10:23'46.128	<b>1'39.792</b>		159,127
<b>9</b>	D. PETRUCCI	ITA	Barni Spark Racing Team	Ducati Panigale V4R	10:25'25.116	<b>1'38.988</b>	-0.804	160,419
<b>22</b>	A. LOWES	GBR	bimota by Kawasaki Racing Team	bimota KB998 Rimini	10:26'01.064	<b>1'37.757</b>	-1.231	162,440
<b>22</b>	A. LOWES	GBR	bimota by Kawasaki Racing Team	bimota KB998 Rimini	10:27'38.803	<b>1'37.739</b>	-0.018	162,469
<b>14</b>	S. LOWES	GBR	ELF Marc VDS Racing Team	Ducati Panigale V4R	10:27'40.252	<b>1'37.656</b>	-0.083	162,608
<b>22</b>	A. LOWES	GBR	bimota by Kawasaki Racing Team	bimota KB998 Rimini	10:29'16.190	<b>1'37.387</b>	-0.269	163,057
<b>55</b>	A. LOCATELLI	ITA	Pata Maxus Yamaha	Yamaha YZF R1	10:30'36.478	<b>1'37.345</b>	-0.042	163,127
<b>1</b>	T. RAZGATLIOGLU	TUR	ROKIT BMW Motorrad WorldSBK Team	BMW M1000RR	10:30'57.378	<b>1'37.148</b>	-0.197	163,458
<b>1</b>	T. RAZGATLIOGLU	TUR	ROKIT BMW Motorrad WorldSBK Team	BMW M1000RR	10:34'11.619	<b>1'37.026</b>	-0.122	163,663
<b>1</b>	T. RAZGATLIOGLU	TUR	ROKIT BMW Motorrad WorldSBK Team	BMW M1000RR	10:55'26.759	<b>1'36.983</b>	-0.043	163,736
<b>1</b>	T. RAZGATLIOGLU	TUR	ROKIT BMW Motorrad WorldSBK Team	BMW M1000RR	10:57'03.689	<b>1'36.930</b>	-0.053	163,825

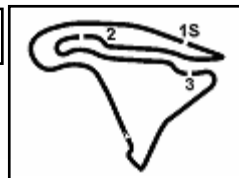
05/09/2025 Start 10:20 End 11:07

The results are provisional until the end of the time limit for protests and appeals and the completion of the technical checks.

Clerk Of The Course: **Jean-Marc Deletang**

These data/results cannot be reproduced, stored and/or transmitted in whole or in part by any manner of electronic, mechanical, photocopying, recording, broadcasting or otherwise now known or herein after developed without the previous express consent by the copyright owner, except for reproduction in daily press and regular printed publications on sale to the public within 60 days of the event related to those data/results and always provided that copyright symbol appears together as follows below.

© DORNA WSBK ORGANIZATION Srl 2025



## French Round, 5-7 September 2025

### Best Sectors & Speed Free Practice 1st Session

BEST LAP		
1	<b>1</b> T. RAZGATLIOGLU	BMW M1000RR 1'36.930
2	<b>14</b> S. LOWES	Ducati Panigale V4R 1'37.152
3	<b>11</b> N. BULEGA	Ducati Panigale V4R 1'37.183
4	<b>97</b> X. VIERGE	Honda CBR1000 RR-R 1'37.208
5	<b>9</b> D. PETRUCCI	Ducati Panigale V4R 1'37.240
6	<b>55</b> A. LOCATELLI	Yamaha YZF R1 1'37.251
7	<b>31</b> G. GERLOFF	Kawasaki ZX-10RR 1'37.374
8	<b>22</b> A. LOWES	bimota KB998 Rimini 1'37.387
9	<b>60</b> M. VAN DER MARK	BMW M1000RR 1'37.456
10	<b>19</b> A. BAUTISTA	Ducati Panigale V4R 1'37.497
11	<b>5</b> Y. MONTELLA	Ducati Panigale V4R 1'37.615
12	<b>87</b> R. GARDNER	Yamaha YZF R1 1'37.616
13	<b>95</b> T. MACKENZIE	Ducati Panigale V4R 1'37.795
14	<b>12</b> M. RINALDI	Yamaha YZF R1 1'37.825
15	<b>65</b> J. REA	Yamaha YZF R1 1'37.836
16	<b>29</b> A. IANNONE	Ducati Panigale V4R 1'37.908
17	<b>77</b> D. AEGERTER	Yamaha YZF R1 1'37.910
18	<b>53</b> T. RABAT	Honda CBR1000 RR-R 1'38.126
19	<b>99</b> B. SOFUOGLU	Yamaha YZF R1 1'38.314
20	<b>47</b> A. BASSANI	bimota KB998 Rimini 1'38.494
21	<b>17</b> R. VICKERS	Ducati Panigale V4R 1'38.683
22	<b>10</b> S. GARCIA	Honda CBR1000 RR-R 1'39.673
23	<b>21</b> Z. ZAIDI	Honda CBR1000 RR-R 1'41.822

SPEED		
1	<b>1</b> T. RAZGATLIOGLU	BMW M1000RR 299,2
2	<b>11</b> N. BULEGA	Ducati Panigale V4R 299,2
3	<b>97</b> X. VIERGE	Honda CBR1000 RR-R 298,3
4	<b>77</b> D. AEGERTER	Yamaha YZF R1 298,3
5	<b>9</b> D. PETRUCCI	Ducati Panigale V4R 296,7
6	<b>19</b> A. BAUTISTA	Ducati Panigale V4R 296,7
7	<b>60</b> M. VAN DER MARK	BMW M1000RR 296,7
8	<b>95</b> T. MACKENZIE	Ducati Panigale V4R 295,9
9	<b>22</b> A. LOWES	bimota KB998 Rimini 295,9
10	<b>31</b> G. GERLOFF	Kawasaki ZX-10RR 295,9
11	<b>17</b> R. VICKERS	Ducati Panigale V4R 295,1
12	<b>99</b> B. SOFUOGLU	Yamaha YZF R1 295,1
13	<b>55</b> A. LOCATELLI	Yamaha YZF R1 295,1
14	<b>14</b> S. LOWES	Ducati Panigale V4R 294,3
15	<b>10</b> S. GARCIA	Honda CBR1000 RR-R 294,3
16	<b>5</b> Y. MONTELLA	Ducati Panigale V4R 293,5
17	<b>29</b> A. IANNONE	Ducati Panigale V4R 293,5
18	<b>87</b> R. GARDNER	Yamaha YZF R1 293,5
19	<b>65</b> J. REA	Yamaha YZF R1 292,7
20	<b>47</b> A. BASSANI	bimota KB998 Rimini 292,7
21	<b>53</b> T. RABAT	Honda CBR1000 RR-R 291,9
22	<b>12</b> M. RINALDI	Yamaha YZF R1 291,1
23	<b>21</b> Z. ZAIDI	Honda CBR1000 RR-R 282,7

SEG. 1	
1	<b>19</b> A. BAUTISTA 28.910
2	<b>9</b> D. PETRUCCI 28.933
3	<b>14</b> S. LOWES 28.933
4	<b>60</b> M. VAN DER MARK 28.949
5	<b>97</b> X. VIERGE 28.975
6	<b>11</b> N. BULEGA 28.981
7	<b>55</b> A. LOCATELLI 28.998
8	<b>1</b> T. RAZGATLIOGLU 29.018
9	<b>22</b> A. LOWES 29.039
10	<b>77</b> D. AEGERTER 29.076
11	<b>31</b> G. GERLOFF 29.094
12	<b>95</b> T. MACKENZIE 29.163
13	<b>65</b> J. REA 29.174
14	<b>5</b> Y. MONTELLA 29.184
15	<b>29</b> A. IANNONE 29.212
16	<b>12</b> M. RINALDI 29.257
17	<b>87</b> R. GARDNER 29.275
18	<b>99</b> B. SOFUOGLU 29.320
19	<b>53</b> T. RABAT 29.344
20	<b>47</b> A. BASSANI 29.379
21	<b>17</b> R. VICKERS 29.634
22	<b>10</b> S. GARCIA 29.703
23	<b>21</b> Z. ZAIDI 30.123

SEG. 2	
1	<b>55</b> A. LOCATELLI 21.126
2	<b>1</b> T. RAZGATLIOGLU 21.134
3	<b>97</b> X. VIERGE 21.180
4	<b>29</b> A. IANNONE 21.207
5	<b>11</b> N. BULEGA 21.215
6	<b>22</b> A. LOWES 21.222
7	<b>14</b> S. LOWES 21.229
8	<b>95</b> T. MACKENZIE 21.230
9	<b>87</b> R. GARDNER 21.257
10	<b>31</b> G. GERLOFF 21.276
11	<b>65</b> J. REA 21.307
12	<b>77</b> D. AEGERTER 21.316
13	<b>5</b> Y. MONTELLA 21.322
14	<b>60</b> M. VAN DER MARK 21.328
15	<b>53</b> T. RABAT 21.328
16	<b>12</b> M. RINALDI 21.341
17	<b>19</b> A. BAUTISTA 21.374
18	<b>9</b> D. PETRUCCI 21.434
19	<b>99</b> B. SOFUOGLU 21.491
20	<b>17</b> R. VICKERS 21.546
21	<b>47</b> A. BASSANI 21.580
22	<b>10</b> S. GARCIA 21.683
23	<b>21</b> Z. ZAIDI 22.352

SEG. 3	
1	<b>22</b> A. LOWES 21.835
2	<b>97</b> X. VIERGE 21.903
3	<b>1</b> T. RAZGATLIOGLU 21.904
4	<b>14</b> S. LOWES 21.904
5	<b>9</b> D. PETRUCCI 21.907
6	<b>5</b> Y. MONTELLA 21.920
7	<b>55</b> A. LOCATELLI 21.981
8	<b>60</b> M. VAN DER MARK 22.010
9	<b>87</b> R. GARDNER 22.028
10	<b>31</b> G. GERLOFF 22.034
11	<b>11</b> N. BULEGA 22.048
12	<b>95</b> T. MACKENZIE 22.066
13	<b>77</b> D. AEGERTER 22.078
14	<b>65</b> J. REA 22.098
15	<b>29</b> A. IANNONE 22.105
16	<b>99</b> B. SOFUOGLU 22.105
17	<b>19</b> A. BAUTISTA 22.130
18	<b>17</b> R. VICKERS 22.162
19	<b>53</b> T. RABAT 22.284
20	<b>47</b> A. BASSANI 22.308
21	<b>12</b> M. RINALDI 22.351
22	<b>10</b> S. GARCIA 22.645
23	<b>21</b> Z. ZAIDI 23.126

SEG. 4	
1	<b>1</b> T. RAZGATLIOGLU 24.645
2	<b>11</b> N. BULEGA 24.728
3	<b>12</b> M. RINALDI 24.785
4	<b>31</b> G. GERLOFF 24.789
5	<b>53</b> T. RABAT 24.833
6	<b>22</b> A. LOWES 24.876
7	<b>87</b> R. GARDNER 24.912
8	<b>19</b> A. BAUTISTA 24.921
9	<b>65</b> J. REA 24.944
10	<b>9</b> D. PETRUCCI 24.944
11	<b>55</b> A. LOCATELLI 24.954
12	<b>14</b> S. LOWES 24.976
13	<b>97</b> X. VIERGE 24.999
14	<b>5</b> Y. MONTELLA 25.006
15	<b>95</b> T. MACKENZIE 25.018
16	<b>60</b> M. VAN DER MARK 25.034
17	<b>29</b> A. IANNONE 25.038
18	<b>77</b> D. AEGERTER 25.050
19	<b>17</b> R. VICKERS 25.118
20	<b>99</b> B. SOFUOGLU 25.154
21	<b>47</b> A. BASSANI 25.169
22	<b>10</b> S. GARCIA 25.486
23	<b>21</b> Z. ZAIDI 26.118

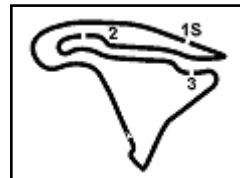
05/09/2025

These data/results cannot be reproduced, stored and/or transmitted in whole or in part by any manner of electronic, mechanical, photocopying, recording, broadcasting or otherwise now known or herein after developed without the previous express consent by the copyright owner, except for reproduction in daily press and regular printed publications on sale to the public within 60 days of the event related to those data/results and always provided that copyright symbol appears together as follows below.

© DORNA WSBK ORGANIZATION Srl 2025

FICR PERUGIA TIMING





Magny-Cours 4.411 m

**French Round, 5-7 September 2025**  
**Ideal Times Free Practice 1st Session**

No.	Rider	Nat	Bike	Seg. 1	Seg. 2	Seg. 3	Seg. 4	Ideal Time		
				Diff. 1	Diff. 2	Diff. 3	Diff. 4	Best Lap	Pos.	Diff.
1	<b>1 T. RAZGATLIOGLU</b>	TUR	BMW M1000RR	29.018 +0.052	21.134 +0.100	21.904 +0.077	<b>24.645</b>	<b>1'36.701</b> 1'36.930	1	0.229
2	<b>11 N. BULEGA</b>	ITA	Ducati Panigale V4R	28.981	21.215 +0.148	22.048	24.728 +0.063	<b>1'36.972</b> 1'37.183	3	0.211
3	<b>22 A. LOWES</b>	GBR	bimota KB998 Rimini	29.039 +0.165	21.222 +0.148	<b>21.835</b>	24.876 +0.102	<b>1'36.972</b> 1'37.387	8	0.415
4	<b>14 S. LOWES</b>	GBR	Ducati Panigale V4R	28.933 +0.008	21.229 +0.053	21.904 +0.049	24.976	<b>1'37.042</b> 1'37.152	2	0.110
5	<b>97 X. VIERGE</b>	ESP	Honda CBR1000 RR-R	28.975 +0.017	21.180	21.903 +0.096	24.999 +0.038	<b>1'37.057</b> 1'37.208	4	0.151
6	<b>55 A. LOCATELLI</b>	ITA	Yamaha YZF R1	28.998	<b>21.126</b>	21.981 +0.126	24.954 +0.066	<b>1'37.059</b> 1'37.251	6	0.192
7	<b>31 G. GERLOFF</b>	USA	Kawasaki ZX-10RR	29.094 +0.180	21.276	22.034 +0.001	24.789	<b>1'37.193</b> 1'37.374	7	0.181
8	<b>9 D. PETRUCCI</b>	ITA	Ducati Panigale V4R	28.933	21.434	21.907	24.944 +0.022	<b>1'37.218</b> 1'37.240	5	0.022
9	<b>60 M. VAN DER MARK</b>	NED	BMW M1000RR	28.949	21.328 +0.012	22.010 +0.119	25.034 +0.004	<b>1'37.321</b> 1'37.456	9	0.135
10	<b>19 A. BAUTISTA</b>	ESP	Ducati Panigale V4R	<b>28.910</b> +0.075	21.374	22.130 +0.021	24.921 +0.066	<b>1'37.335</b> 1'37.497	10	0.162
11	<b>5 Y. MONTELLA</b>	ITA	Ducati Panigale V4R	29.184	21.322 +0.124	21.920 +0.059	25.006	<b>1'37.432</b> 1'37.615	11	0.183
12	<b>87 R. GARDNER</b>	AUS	Yamaha YZF R1	29.275 +0.025	21.257	22.028 +0.008	24.912 +0.111	<b>1'37.472</b> 1'37.616	12	0.144
13	<b>95 T. MACKENZIE</b>	GBR	Ducati Panigale V4R	29.163 +0.190	21.230 +0.096	22.066	25.018 +0.032	<b>1'37.477</b> 1'37.795	13	0.318
14	<b>77 D. AEGERTER</b>	SUI	Yamaha YZF R1	29.076 +0.036	21.316 +0.097	22.078 +0.188	25.050 +0.069	<b>1'37.520</b> 1'37.910	17	0.390
15	<b>65 J. REA</b>	GBR	Yamaha YZF R1	29.174	21.307 +0.269	22.098	24.944 +0.044	<b>1'37.523</b> 1'37.836	15	0.313
16	<b>29 A. IANNONE</b>	ITA	Ducati Panigale V4R	29.212 +0.016	21.207	22.105 +0.127	25.038 +0.203	<b>1'37.562</b> 1'37.908	16	0.346
17	<b>12 M. RINALDI</b>	ITA	Yamaha YZF R1	29.257	21.341	22.351 +0.016	24.785 +0.075	<b>1'37.734</b> 1'37.825	14	0.091
18	<b>53 T. RABAT</b>	ESP	Honda CBR1000 RR-R	29.344	21.328 +0.337	22.284	24.833	<b>1'37.789</b> 1'38.126	18	0.337
19	<b>99 B. SOFUOGLU</b>	TUR	Yamaha YZF R1	29.320 +0.102	21.491 +0.040	22.105 +0.005	25.154 +0.097	<b>1'38.070</b> 1'38.314	19	0.244
20	<b>47 A. BASSANI</b>	ITA	bimota KB998 Rimini	29.379 +0.003	21.580	22.308	25.169 +0.055	<b>1'38.436</b> 1'38.494	20	0.058
21	<b>17 R. VICKERS</b>	GBR	Ducati Panigale V4R	29.634	21.546	22.162	25.118 +0.223	<b>1'38.460</b> 1'38.683	21	0.223
22	<b>10 S. GARCIA</b>	ESP	Honda CBR1000 RR-R	29.703 +0.033	21.683	22.645 +0.123	25.486	<b>1'39.517</b> 1'39.673	22	0.156
23	<b>21 Z. ZAIDI</b>	MAS	Honda CBR1000 RR-R	30.123	22.352 +0.056	23.126	26.118 +0.047	<b>1'41.719</b> 1'41.822	23	0.103
<b>Overall Ideal Time</b>				28.910	21.126	21.835	24.645	<b>1'36.516</b>		

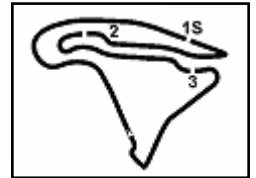
05/09/2025

These data/results cannot be reproduced, stored and/or transmitted in whole or in part by any manner of electronic, mechanical, photocopying, recording, broadcasting or otherwise now known or herein after developed without the previous express consent by the copyright owner, except for reproduction in daily press and regular printed publications on sale to the public within 60 days of the event related to those data/results and always provided that copyright symbol appears together as follows below.

© DORNA WSBK ORGANIZATION Srl 2025

FICR PERUGIA TIMING





Magny-Cours 4.411 m

## French Round, 5-7 September 2025

### Chronological Analysis Free Practice 1st Session

1 / 4

1° 1.T. RAZGATLIOGLU [1'36.930]							
Lap	Seg1	Seg2	Seg3	Seg4	Lap Time	km/h	Local Time
1	4'23.439	25.824	24.860	29.398	237.4	10:27'42.536	
2	29.390	21.442	21.922	24.940	1'37.694	295,9	10:29'20.230
3	<b>29.018</b>	21.328	<b>21.904</b>	24.898	1'37.148	296,7	10:30'57.378
4	29.153	21.244	22.005	24.813	1'37.215	297,5	10:32'34.593
5	29.123	<b>21.134</b>	21.955	24.814	1'37.026	298,3	10:34'11.619
6	29.268	21.497	22.580	27.027	1'40.372P	291,1	10:35'51.991
7	11'56.193	22.096	22.490	25.141	13'05.920P	287,2	10:48'57.911
8	29.190	21.276	22.019	24.813	1'37.298	295,9	10:50'35.209
9	29.096	21.257	22.191	24.869	1'37.413	292,7	10:52'12.622
10	29.054	21.237	21.946	24.917	1'37.154	295,9	10:53'49.776
11	29.061	21.182	21.940	24.800	1'36.983	<b>299,2</b>	10:55'26.759
12	29.070	21.234	21.981	<b>24.645</b>	<b>1'36.930</b>	296,7	10:57'03.689
13	29.636	22.056	22.970	27.853	1'42.515P	295,9	10:58'46.204
14	4'28.115	21.757	22.519	25.053	5'37.444P	293,5	11:04'23.648
15	29.391	21.239	22.033	24.822	1'37.485	296,7	11:06'01.133

4° 97 X. VIERGE [1'37.208]							
Lap	Seg1	Seg2	Seg3	Seg4	Lap Time	km/h	Local Time
1	29.613	23.505	23.706	26.420	1'40.159	287,2	10:23'46.997
2	29.974	21.636	22.382	25.579	1'39.571	285,7	10:25'26.568
3	29.328	21.350	22.273	25.216	1'38.167	294,3	10:27'04.735
4	29.435	21.306	22.290	25.158	1'38.189	295,9	10:28'42.924
5	30.957	25.881	22.903	25.587	1'45.328	280,5	10:30'28.252
6	29.886	26.171	22.276	25.111	1'43.444	296,7	10:32'11.696
7	29.233	21.645	22.299	29.158	1'42.328P	<b>298,3</b>	10:33'54.024
8	8'26.319	22.267	23.190	25.588	9'37.364P	279,1	10:43'31.388
9	29.904	21.527	22.471	25.181	1'39.083	292,7	10:45'10.471
10	29.455	21.272	22.338	25.164	1'38.229	296,7	10:46'48.700
11	29.369	21.549	22.306	25.063	1'38.287	296,7	10:48'26.987
12	29.234	21.359	22.151	25.286	1'38.030	296,7	10:50'05.017
13	29.411	24.729	23.417	29.468	1'47.025P	<b>298,3</b>	10:51'52.042
14	6'09.047	21.909	22.557	25.293	7'18.806P	290,3	10:59'10.848
15	29.212	21.210	<b>21.903</b>	25.131	1'37.456	295,9	11:00'48.304
16	28.992	<b>21.180</b>	21.999	25.037	<b>1'37.208</b>	291,9	11:02'25.512
17	29.342	21.816	22.437	25.867	1'39.462	288,0	11:04'04.974
18	<b>28.975</b>	21.269	22.144	<b>24.999</b>	1'37.387	295,1	11:05'42.361

2° 14 S. LOWES [1'37.152]							
Lap	Seg1	Seg2	Seg3	Seg4	Lap Time	km/h	Local Time
1	29.647	24.020	23.923	26.757	1'39.583C	277,6	10:24'24.000
2	29.163	21.718	22.446	25.269	1'38.596	279,8	10:26'02.596
3	29.045	21.360	22.146	25.105	1'37.656	289,5	10:27'40.252
4	34.801	22.832	22.614	25.583	1'45.830	286,5	10:29'26.082
5	29.241	21.476	22.332	25.415	1'38.464	285,0	10:31'04.546
6	29.152	28.804	22.402	25.307	1'45.665	<b>294,3</b>	10:32'50.211
7	29.009	21.494	22.353	25.038	1'37.894	289,5	10:34'28.105
8	28.948	21.400	22.048	25.080	1'37.476	288,0	10:36'05.581
9	34.006	22.584	22.373	25.422	1'44.385	270,0	10:37'49.966
10	29.082	21.477	22.039	25.670	1'38.268	288,0	10:39'28.234
11	29.025	21.357	22.040	25.133	1'37.555	290,3	10:41'05.789
12	30.969	25.442	23.304	29.131	1'48.846P	265,4	10:42'54.635
13	11'01.946	22.186	22.597	25.936	12'12.665P	272,0	10:55'07.300
14	29.240	21.469	22.012	25.093	1'37.814	292,7	10:56'45.114
15	28.941	21.282	21.953	<b>24.976</b>	<b>1'37.152</b>	291,1	10:58'22.266
16	28.965	21.381	22.114	25.062	1'37.522	291,1	10:59'59.788
17	28.959	<b>21.229</b>	22.032	24.999	1'37.219	<b>294,3</b>	11:01'37.007
18	<b>28.933</b>	21.288	<b>21.904</b>	25.054	1'37.179	292,7	11:03'14.186
19	36.593	25.873	27.675	27.236	1'57.377C	209,3	11:05'11.563

5° 9 D. PETRUCCI [1'37.240]							
Lap	Seg1	Seg2	Seg3	Seg4	Lap Time	km/h	Local Time
1	29.530	23.312	23.893	26.472	1'39.792	283,5	10:22'06.336
2	29.312	22.033	22.409	25.234	1'38.988	<b>296,7</b>	10:25'25.116
3	29.328	21.800	22.248	25.089	1'38.465	279,8	10:27'03.581
4	29.332	21.526	22.048	25.093	1'37.999	289,5	10:28'41.580
5	32.990	25.613	23.689	28.909	1'51.201	276,2	10:30'32.781
6	29.156	21.491	21.960	24.997	1'37.604	292,7	10:32'10.385
7	<b>28.933</b>	<b>21.434</b>	<b>21.907</b>	24.966	<b>1'37.240</b>	287,2	10:33'47.625
8	33.788	22.896	23.894	29.923	1'50.501P	272,0	10:35'38.126
9	13'32.190	28.325	22.588	25.202	14'48.305P	288,0	10:50'26.431
10	29.235	21.561	22.023	<b>24.944</b>	1'37.763	293,5	10:52'04.194
11	29.111	21.527	21.999	25.043	1'37.680	292,7	10:53'41.874
12	31.038	30.693	32.336	36.132	2'10.199P	277,6	10:55'52.073
13	4'09.079	21.967	22.226	25.263	5'18.535P	283,5	11:01'10.608
14	29.124	21.909	23.439	25.272	1'39.744C	293,5	11:02'50.352
15	29.113	21.571	22.036	25.366	1'38.086	293,5	11:04'28.438
16	29.100	21.437	21.959	25.020	1'37.516	291,1	11:06'05.954

3° 11 N. BULEGA [1'37.183]							
Lap	Seg1	Seg2	Seg3	Seg4	Lap Time	km/h	Local Time
1	29.688	23.896	23.839	26.122	1'42.605C	291,1	10:25'10.975
2	29.642	22.159	22.633	25.277	1'39.711	276,9	10:26'50.686
3	29.418	21.580	22.418	25.325	1'38.741	295,1	10:28'29.427
4	29.261	21.323	22.184	24.970	1'37.738	295,1	10:30'07.165
5	29.119	21.454	22.248	25.012	1'37.833	290,3	10:31'44.998
6	<b>28.981</b>	21.506	22.072	24.881	1'37.440	296,7	10:33'22.438
7	29.035	21.498	22.180	24.989	1'37.702	291,9	10:35'00.140
8	29.051	21.314	22.277	28.192	1'40.834P	292,7	10:36'40.974
9	5'30.378	22.181	22.935	25.322	6'40.816P	278,4	10:43'21.790
10	29.235	21.458	22.209	24.968	1'37.870	294,3	10:44'59.660
11	29.114	21.682	22.155	25.972	1'38.923	289,5	10:46'38.583
12	29.216	21.233	22.126	24.913	1'37.488	296,7	10:48'16.071
13	29.136	<b>21.215</b>	22.166	24.859	1'37.376	294,3	10:49'53.447
14	29.095	23.031	23.311	28.395	1'43.832P	<b>299,2</b>	10:51'37.279
15	5'17.224	22.038	22.523	25.090	6'26.875P	281,3	10:58'04.154
16	29.340	21.376	22.379	24.835	1'37.930	293,5	10:59'42.084
17	29.181	21.396	22.102	<b>24.728</b>	1'37.407	295,1	11:01'19.491
18	29.022	21.581	22.175	25.098	1'37.876	296,7	11:02'57.367
19	<b>28.981</b>	21.363	<b>22.048</b>	24.791	<b>1'37.183</b>	293,5	11:04'34.550

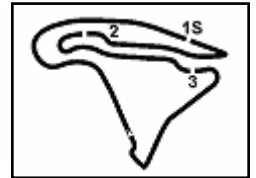
6° 55 A. LOCATELLI [1'37.251]							
Lap	Seg1	Seg2	Seg3	Seg4	Lap Time	km/h	Local Time
1	30.250	21.842	22.850	25.147	1'40.089	281,3	10:24'04.373
2	29.210	21.588	22.665	25.646	1'39.109	280,5	10:25'43.482
3	29.310	21.404	22.064	25.189	1'37.967	288,8	10:27'21.449
4	29.055	21.429	22.089	25.111	1'37.684	281,3	10:28'59.133
5	29.017	21.326	22.048	<b>24.954</b>	1'37.345	293,5	10:30'36.478
6	29.079	21.498	22.050	25.449	1'38.076	292,7	10:32'14.554
7	<b>28.998</b>	<b>21.126</b>	22.107	25.020	<b>1'37.251</b>	294,3	10:33'51.805
8	30.248	22.806	23.462	29.076	1'45.592P	262,8	10:35'37.397
9	9'08.563	22.329	22.478	25.500	10'18.870P	281,3	10:45'56.267
10	29.518	21.502	22.118	25.017	1'38.155	288,0	10:47'34.422
11	29.132	21.233	22.067	25.130	1'37.562	288,0	10:49'11.984
12	29.133	21.200	22.023	25.068	1'37.424	293,5	10:50'49.408
13	29.182	21.383	22.546	28.325	1'41.436	293,5	10:52'30.844
14	29.074	21.377	22.041	24.970	1'37.462	<b>295,1</b>	10:54'08.306
15	29.229	21.302	22.065	25.103	1'37.699	291,9	10:55'46.005
16	29.129	21.255	<b>21.981</b>	25.027	1'37.392	291,9	10:57'23.397

05/09/2025

P = Pits In/Out - C = Lap Time Cancelled

These data/results cannot be reproduced, stored and/or transmitted in whole or in part by any manner of electronic, mechanical, photocopying, recording, broadcasting or otherwise now known or herein after developed without the previous express consent by the copyright owner, except for reproduction in daily press and regular printed publications on sale to the public within 60 days of the event related to those data/results and always provided that copyright symbol appears together as follows below.

© DORNA WSBK ORGANIZATION Srl 2025



Magny-Cours 4.411 m

2 / 4

17	29.244	21.395	22.175	27.628	1'40.442P	292,7	10:59'03.839
18	4'26.808	21.520	22.403	25.026	5'35.757P	288,8	11:04'39.596
19	29.173	21.238	21.987	25.086	1'37.484	292,7	11:06'17.080

15	29.087	21.417	22.178	<b>25.034</b>	1'37.716	291,1	10:58'55.716
16	29.042	22.939	27.988	33.658	1'53.627C	294,3	11:00'49.343
17	29.311	25.385	23.405	25.382	1'43.483	294,3	11:02'32.826
18	29.307	21.523	22.254	25.419	1'38.503	293,5	11:04'11.329
19	29.298	21.587	23.056	30.202	1'44.143C	295,1	11:05'55.472

7° 31 G. GERLOFF (1'37.374)							
Lap	Seg.1	Seg.2	Seg.3	Seg.4	Lap Time	km/h	Local Time
1	30.120	24.231	24.641	26.677	1'40.540	271,4	10:24'03.519
2	29.442	22.250	22.863	25.307	1'40.114	284,2	10:25'43.633
3	29.259	21.805	22.371	25.268	1'38.703	271,4	10:27'22.336
4	29.401	21.441	22.077	25.101	1'38.020	289,5	10:29'00.356
5	<b>29.094</b>	22.078	22.491	28.236	1'41.899P	275,5	10:30'42.255
6	10'54.155	22.003	22.749	25.322	12'04.229P	270,7	10:42'46.484
7	29.430	21.447	22.379	25.145	1'38.401	290,3	10:44'24.885
8	29.623	21.551	22.209	25.393	1'38.776	291,1	10:46'03.661
9	29.872	21.662	22.548	27.451	1'41.533P	282,7	10:47'45.194
10	6'40.490	21.707	22.496	25.168	7'49.861P	282,0	10:55'35.055
11	29.487	21.456	22.210	24.904	1'38.057	293,5	10:57'13.112
12	29.288	21.340	22.274	25.043	1'37.945	294,3	10:58'51.057
13	29.455	21.375	22.170	24.853	1'37.853	292,7	11:00'28.910
14	29.339	21.396	22.058	24.821	1'37.614	294,3	11:02'06.524
15	29.250	21.353	<b>22.034</b>	25.002	1'37.639	295,1	11:03'44.163
16	29.274	<b>21.276</b>	22.035	<b>24.789</b>	<b>1'37.374</b>	<b>295,9</b>	11:05'21.537

10° 19 A. BAUTISTA (1'37.497)							
Lap	Seg.1	Seg.2	Seg.3	Seg.4	Lap Time	km/h	Local Time
1	30.129	24.106	24.266	26.818	1'40.679	279,1	10:24'56.571
2	29.431	21.753	22.418	25.358	1'38.960	292,7	10:26'35.531
3	29.445	21.721	22.509	25.308	1'38.983	293,5	10:28'14.514
4	29.194	21.668	22.453	25.392	1'38.707	289,5	10:29'53.221
5	29.243	21.645	22.293	25.191	1'38.372	290,3	10:31'31.593
6	29.037	21.473	22.202	25.044	1'37.756	294,3	10:33'09.349
7	29.268	21.389	22.192	24.951	1'37.800	295,9	10:34'47.149
8	29.041	21.482	22.209	25.040	1'37.772	294,3	10:36'24.921
9	30.366	22.039	23.415	28.380	1'44.200P	280,5	10:38'09.121
10	7'54.570	22.207	23.255	25.326	9'05.358P	281,3	10:47'14.479
11	29.127	21.991	22.440	25.347	1'38.905	<b>296,7</b>	10:48'53.384
12	29.020	21.481	<b>22.130</b>	25.067	1'37.698	295,9	10:50'31.082
13	28.985	<b>21.374</b>	22.151	24.987	<b>1'37.497</b>	294,3	10:52'08.579
14	<b>28.910</b>	21.500	22.188	24.962	1'37.560	292,7	10:53'46.139
15	29.015	22.285	22.720	27.980	1'42.000	288,8	10:55'28.139
16	29.015	21.606	23.916	27.667	1'42.204P	291,1	10:57'10.343
17	3'52.826	22.030	22.517	25.118	5'02.491P	276,9	11:02'12.834
18	29.009	21.429	22.170	25.033	1'37.641	292,7	11:03'50.475
19	29.102	21.500	22.404	<b>24.921</b>	1'37.927	290,3	11:05'28.402

8° 22 A. LOWES (1'37.387)							
Lap	Seg.1	Seg.2	Seg.3	Seg.4	Lap Time	km/h	Local Time
1	29.720	24.652	24.381	26.779	1'39.386C	288,0	10:24'23.307
2	29.270	21.377	22.045	25.065	1'37.757	285,7	10:26'01.064
3	29.331	21.456	22.073	24.879	1'37.739	276,2	10:27'38.803
4	29.204	21.370	<b>21.835</b>	24.978	<b>1'37.387</b>	291,1	10:29'16.190
5	36.079	25.034	22.271	25.780	1'49.164	146,7	10:31'05.354
6	29.056	25.751	25.141	25.639	1'45.587	295,1	10:32'50.941
7	<b>29.039</b>	21.275	22.020	28.920	1'41.254P	291,1	10:34'32.195
8	11'22.716	22.184	22.543	25.522	12'32.965P	279,8	10:47'05.160
9	29.345	21.367	22.009	24.984	1'37.705	288,0	10:48'42.865
10	29.629	21.563	22.101	25.056	1'38.349	291,1	10:50'21.214
11	29.281	21.281	21.992	24.935	1'37.489	289,5	10:51'58.703
12	29.266	21.500	22.025	25.065	1'37.856	291,9	10:53'36.559
13	29.300	21.329	22.150	24.941	1'37.720	291,1	10:55'14.279
14	29.299	21.252	21.969	24.976	1'37.496	291,1	10:56'51.775
15	29.329	21.444	22.164	24.936	1'37.873	291,9	10:58'29.648
16	29.207	<b>21.222</b>	21.943	25.028	1'37.400	<b>295,9</b>	11:00'07.048
17	29.169	27.289	22.699	25.072	1'44.229	293,5	11:01'51.277
18	29.255	21.393	22.018	24.968	1'37.634	291,9	11:03'28.911
19	29.310	21.456	22.010	<b>24.876</b>	1'37.652	291,1	11:05'06.563

11° 5 Y. MONTELLA (1'37.615)							
Lap	Seg.1	Seg.2	Seg.3	Seg.4	Lap Time	km/h	Local Time
1	29.751	24.896	23.573	26.265	1'42.741	251,7	10:23'54.026
2	29.443	22.117	22.460	25.798	1'39.818	270,7	10:25'33.844
3	29.464	21.757	22.567	25.580	1'39.368	281,3	10:27'13.212
4	29.324	21.682	22.213	25.268	1'38.487	290,3	10:28'51.699
5	29.264	21.630	22.150	25.216	1'38.260	288,8	10:30'29.959
6	29.700	21.713	22.207	25.258	1'38.878	288,0	10:32'08.837
7	29.269	21.439	22.034	25.235	1'37.977	292,7	10:33'46.814
8	31.077	27.318	23.508	29.700	1'51.603P	271,4	10:35'38.417
9	12'28.033	22.395	22.352	25.374	13'38.154P	276,2	10:49'16.571
10	29.190	23.003	22.174	25.326	1'39.693	292,7	10:50'56.264
11	29.427	21.651	22.256	25.347	1'38.681	285,7	10:52'34.945
12	29.223	<b>21.322</b>	22.303	27.425	1'40.273P	<b>293,5</b>	10:54'15.218
13	5'36.496	22.098	22.125	25.142	6'45.861P	284,2	11:01'01.079
14	29.296	21.571	22.032	25.087	1'37.986	289,5	11:02'39.065
15	29.294	21.461	<b>21.920</b>	25.044	1'37.719	290,3	11:04'16.784
16	<b>29.184</b>	21.446	21.979	<b>25.006</b>	<b>1'37.615</b>	289,5	11:05'54.399

9° 60 M. VAN DER MARK (1'37.456)							
Lap	Seg.1	Seg.2	Seg.3	Seg.4	Lap Time	km/h	Local Time
1	4'26.633	24.786	24.566	29.654	5'38.698P	271,4	10:27'41.693
2	29.254	22.775	<b>22.010</b>	25.214	1'39.253	292,7	10:29'20.946
3	29.184	23.365	27.920	25.415	1'45.884	291,9	10:31'06.830
4	28.960	21.580	22.234	25.132	1'37.906	285,0	10:32'44.736
5	29.102	<b>21.328</b>	22.114	25.285	1'37.829	294,3	10:34'22.565
6	29.861	23.338	25.368	25.334	1'43.901	272,0	10:36'06.466
7	29.147	21.433	22.144	30.086	1'42.810P	294,3	10:37'49.276
8	8'12.107	23.043	24.890	25.825	9'25.865P	288,8	10:47'15.141
9	29.149	21.768	22.244	25.371	1'38.532	<b>296,7</b>	10:48'53.673
10	29.045	21.496	22.065	25.123	1'37.729	285,0	10:50'31.402
11	<b>28.949</b>	21.340	22.129	25.038	<b>1'37.456</b>	292,7	10:52'08.858
12	29.075	21.344	22.183	25.292	1'37.894	291,9	10:53'46.752
13	31.735			30.077	1'49.074	210,5	10:55'35.826
14	29.373	23.678	23.766	25.357	1'42.174	295,9	10:57'18.000

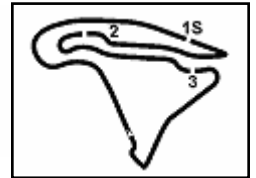
12° 87 R. GARDNER (1'37.616)							
Lap	Seg.1	Seg.2	Seg.3	Seg.4	Lap Time	km/h	Local Time
1	30.779	24.436	24.530	27.108	1'42.690	246,0	10:22'16.150
2	29.934	22.361	23.261	26.289	1'40.292	277,6	10:23'58.840
3	29.625	22.118	22.594	25.646	1'40.292	284,2	10:25'39.132
4	29.625	21.948	22.592	25.329	1'39.494	291,1	10:27'18.626
5	30.655	23.203	22.324	25.310	1'41.492	277,6	10:29'00.118
6	<b>29.275</b>	21.441	22.164	25.174	1'38.054	286,5	10:30'38.172
7	29.292	21.401	22.167	25.148	1'38.008	291,1	10:32'16.180
8	29.447	30.416	25.477	30.754	1'56.094	292,7	10:34'12.274
9	29.487	21.511	22.254	27.632	1'40.884P	284,2	10:35'53.158
10	9'58.760	24.501	23.081	26.220	11'12.562P	264,7	10:47'05.720
11	29.533	21.807	22.730	34.816	1'48.886C	289,5	10:48'54.606
12	29.523	21.824	22.620	25.646	1'39.613	285,7	10:50'34.219
13	29.546	21.506	22.971	27.988	1'42.011P	291,1	10:52'16.230

05/09/2025 P = Pits In/Out - C = Lap Time Cancelled

These data/results cannot be reproduced, stored and/or transmitted in whole or in part by any manner of electronic, mechanical, photocopying, recording, broadcasting or otherwise now known or herein after developed without the previous express consent by the copyright owner, except for reproduction in daily press and regular printed publications on sale to the public within 60 days of the event related to those data/results and always provided that copyright symbol appears together as follows below.

© DORNA WSBK ORGANIZATION Srl 2025





Magny-Cours 4.411 m

## French Round, 5-7 September 2025

### Chronological Analysis Free Practice 1st Session

3 / 4

13	5'32.015	22.423	23.971	29.359	6'47.768P	220,4	10:59'03.998
14	29.367	21.367	<b>22.028</b>	26.657	1'39.419	288,0	11:00'43.417
15	29.300	<b>21.257</b>	22.036	25.023	<b>1'37.616</b>	<b>293,5</b>	11:02'21.033
16	31.433	24.887	22.396	26.049	1'44.765	291,9	11:04'05.798
17	29.450	21.422	22.089	<b>24.912</b>	1'37.873	290,3	11:05'43.671

12	29.647	<b>21.307</b>	22.176	<b>24.944</b>	1'38.074	288,8	10:50'21.503
13	29.445	21.350	22.213	24.948	1'37.956	290,3	10:51'59.459
14	29.454	21.323	22.562	28.285	1'41.624P	290,3	10:53'41.083
15	5'39.901	21.728	22.494	24.984	6'49.107P	282,0	11:00'30.190
16	29.673	21.545	27.409	24.959	1'43.586	288,0	11:02'13.776
17	29.560	21.403	22.480	29.157	1'42.600	290,3	11:03'56.376
18	29.737	21.504	22.401	25.093	1'38.735	289,5	11:05'35.111

13° 95 T. MACKENZIE (1'37.795)							
Lap	Seg1	Seg2	Seg3	Seg4	Lap Time	km/h	Local Time
		25.374	23.572	26.439		208,5	10:22'12.616
1	29.869	22.250	23.035	25.302	1'40.456	274,1	10:23'53.072
2	29.442	21.937	22.629	25.234	1'39.242	276,9	10:25'32.314
3	29.425	22.576	24.413	25.581	1'41.995	<b>295,9</b>	10:27'14.309
4	29.204	21.535	22.215	25.259	1'38.213	286,5	10:28'52.522
5	29.336	21.945	22.373	25.116	1'38.770	294,3	10:30'31.292
6	29.199	21.419	22.158	25.137	1'37.913	286,5	10:32'09.205
7	29.248	21.488	<b>22.066</b>	<b>25.018</b>	1'37.820	283,5	10:33'47.025
8	31.109	27.378	22.762	28.232	1'49.481P	247,1	10:35'36.506
9	15'32.475	23.410	23.188	26.868	16'45.941P	233,3	10:52'22.447
10	29.850	21.597	22.340	25.378	1'39.165	291,1	10:54'01.612
11	29.263	<b>21.230</b>	22.380	25.036	1'37.909	292,7	10:55'39.521
12	29.353	21.326	<b>22.066</b>	25.050	<b>1'37.795</b>	295,1	10:57'17.316
13	29.306	21.465	22.228	25.026	1'38.025	291,9	10:58'55.341
14	29.332	23.388	26.498	31.288	1'50.506	293,5	11:00'45.847
15	29.354	21.423	22.262	25.088	1'38.127	290,3	11:02'23.974
16	34.501	25.769	22.313	25.572	1'48.155	269,3	11:04'12.129
17	<b>29.163</b>	21.306	22.254	25.867	1'38.590	292,7	11:05'50.719

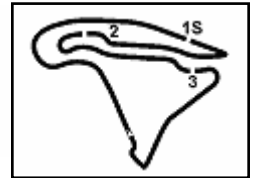
16° 29 A. IANNONE (1'37.908)							
Lap	Seg1	Seg2	Seg3	Seg4	Lap Time	km/h	Local Time
			25.017	24.887		257,8	10:22'25.622
1	30.449	22.020	22.996	25.734	1'41.199	268,7	10:24'06.821
2	29.974	24.247	22.851	25.429	1'42.501	285,0	10:25'49.322
3	29.520	21.400	22.533	25.111	1'38.564	282,0	10:27'27.886
4	29.617	24.301	22.933	32.281	1'49.132C	287,2	10:29'17.018
5	35.205	25.809	22.230	25.644	1'48.888C	176,2	10:31'05.906
6	29.262	21.876	23.777	25.215	1'40.130	280,5	10:32'46.036
7	29.303	21.523	22.279	25.129	1'38.234	282,7	10:34'24.270
8	29.380	21.890	26.126	25.295	1'42.691	274,1	10:36'06.961
9	29.470	21.449	22.228	<b>25.038</b>	1'38.185	279,8	10:37'45.146
10	37.415	24.034	24.074	29.644	1'55.167P	270,7	10:39'40.313
11	13'03.850	23.690	25.484	30.079	14'23.103P	274,8	10:54'03.416
12	29.845	21.874	22.758	25.180	1'39.657	288,8	10:55'43.073
13	29.253	24.670	22.384	25.130	1'41.437	<b>293,5</b>	10:57'24.510
14	29.228	<b>21.207</b>	22.232	25.241	<b>1'37.908</b>	286,5	10:59'02.418
15	31.390	21.969	22.424	28.590	1'44.373	279,8	11:00'46.791
16	<b>29.212</b>	21.440	<b>22.105</b>	25.189	1'37.946	277,6	11:02'24.737
17	29.336	21.503	22.268	25.175	1'38.282	283,5	11:04'03.019
18	42.101	23.387	22.908	27.401	1'55.797	194,6	11:05'58.816

14° 12 M. RINALDI (1'37.825)							
Lap	Seg1	Seg2	Seg3	Seg4	Lap Time	km/h	Local Time
		24.994	28.601	26.832		236,3	10:22'26.752
1	30.665	22.310	23.195	25.654	1'41.824	264,7	10:24'08.576
2	29.823	21.900	22.789	25.323	1'39.835	283,5	10:25'48.411
3	29.474	21.789	22.499	25.568	1'39.330	287,2	10:27'27.741
4	29.507	21.581	<b>22.351</b>	25.160	1'38.599	282,7	10:29'06.340
5	31.851	22.760	23.135	25.944	1'43.690	263,4	10:30'50.030
6	29.508	21.617	22.459	24.981	1'38.565	288,8	10:32'28.595
7	29.360	23.559	24.054	30.561	1'47.534P	<b>291,1</b>	10:34'16.129
8	8'47.381	22.987	23.051	25.758	9'59.177P	263,4	10:44'15.306
9	29.461	21.582	25.285	25.299	1'41.627C	283,5	10:45'56.933
10	29.394	21.540	22.445	25.064	1'38.443	282,7	10:47'35.376
11	29.548	21.838	25.969	26.694	1'44.049	284,2	10:49'19.425
12	29.610	21.951	23.221	25.404	1'40.186C	287,2	10:50'59.611
13	29.692	21.640	22.698	25.363	1'39.393	286,5	10:52'39.004
14	32.650	22.385	23.084	28.434	1'46.553P	264,7	10:54'25.557
15	3'54.619	22.878	27.015	32.578	5'17.090P	269,3	10:59'42.647
16	29.313	21.539	22.509	<b>24.785</b>	1'38.146	284,2	11:01'20.793
17	<b>29.257</b>	<b>21.341</b>	22.367	24.860	<b>1'37.825</b>	288,0	11:02'58.618
18	31.306	23.329	23.051	25.854	1'43.540	218,6	11:04'42.158
19	29.354	21.681	22.652	25.709	1'39.396	286,5	11:06'21.554

17° 77 D. AEGERTER (1'37.910)							
Lap	Seg1	Seg2	Seg3	Seg4	Lap Time	km/h	Local Time
			25.402	24.855		242,2	10:22'23.833
1	30.633	22.466	22.968	25.627	1'41.694	268,0	10:24'05.527
2	29.608	22.204	22.518	25.403	1'39.733	276,9	10:25'45.260
3	29.884	21.857	22.465	25.638	1'39.844	276,2	10:27'25.104
4	29.379	21.868	22.433	25.327	1'39.007	276,2	10:29'04.111
5	29.336	21.591	22.410	25.237	1'38.574	287,2	10:30'42.685
6	29.367	21.632	22.542	25.422	1'38.963	289,5	10:32'21.648
7	29.164	21.530	22.398	25.402	1'38.494	291,1	10:34'00.142
8	29.229	21.602	22.306	25.250	1'38.387	292,7	10:35'38.529
9	29.248	21.403	22.358	25.244	1'38.253	290,3	10:37'16.782
10	29.164	21.998	22.550	25.838	1'39.550	275,5	10:38'56.332
11	29.291	21.395	22.232	25.057	1'37.975	294,3	10:40'34.307
12	29.180	<b>21.316</b>	22.271	25.222	1'37.989	294,3	10:42'12.296
13	29.531	24.813	23.570	30.874	1'48.788P	282,0	10:44'01.084
14	11'20.469	24.485	27.597	26.844	12'39.395P	271,4	10:56'40.479
15	30.593	25.030	22.601	25.262	1'43.486	294,3	10:58'23.965
16	29.375	21.571	22.332	25.447	1'38.725	293,5	11:00'02.690
17	29.112	21.413	22.266	25.119	<b>1'37.910</b>	293,5	11:01'40.600
18	29.110	22.603	22.515	26.356	1'40.584	<b>298,3</b>	11:03'21.184
19	<b>29.076</b>	21.523	22.320	<b>25.050</b>	1'37.969	289,5	11:04'59.153
20	29.242	21.503	<b>22.078</b>	25.143	1'37.966	292,7	11:06'37.119

15° 65 J. REA (1'37.836)							
Lap	Seg1	Seg2	Seg3	Seg4	Lap Time	km/h	Local Time
		24.188	23.518	26.516		211,8	10:22'10.916
1	29.761	22.696	22.953	25.344	1'40.754	250,6	10:23'51.670
2	29.560	22.006	28.008	28.626	1'48.200	285,7	10:25'39.870
3	29.432	21.681	22.533	25.363	1'39.009	288,0	10:27'18.879
4	30.014	23.284	22.235	25.091	1'40.624	286,5	10:28'59.503
5	<b>29.174</b>	21.576	<b>22.098</b>	24.988	<b>1'37.836</b>	288,8	10:30'37.339
6	29.388	22.949	24.014	25.294	1'41.645	<b>292,7</b>	10:32'18.984
7	29.405	21.436	23.159	28.809	1'42.809P	291,1	10:34'01.793
8	8'31.352	22.033	22.793	25.874	9'42.052P	272,7	10:43'43.845
9	29.710	21.520	22.467	26.716	1'40.413C	286,5	10:45'24.258
10	29.672	21.520	22.341	25.043	1'38.576	288,8	10:47'02.834
11	30.515	22.769	22.313	24.998	1'40.595	285,0	10:48'43.429

18° 53 T. RABAT (1'38.126)							
Lap	Seg1	Seg2	Seg3	Seg4	Lap Time	km/h	Local Time
			24.428	24.812		228,3	10:22'02.716
1	31.381	22.614	23.699	26.291	1'4		



Magny-Cours 4.411 m

## French Round, 5-7 September 2025

### Chronological Analysis Free Practice 1st Session

4 / 4

8	8'56.140	22.934	22.983	25.698	10'07.755P	266,0	10:44'12.875
9	29.785	21.701	22.527	25.402	1'39.415	287,2	10:45'52.290
10	29.678	21.679	22.727	25.314	1'39.398	<b>291,9</b>	10:47'31.688
11	29.718	22.118	22.807	27.659	1'42.302C	290,3	10:49'13.990
12	29.761	21.584	22.473	25.371	1'39.189	290,3	10:50'53.179
13	29.779	21.829	26.570	28.403	1'46.581	288,0	10:52'39.760
14	30.994	24.072	34.391	32.160	2'01.617P	279,1	10:54'41.377
15	4'31.415	30.583	22.877	25.342	5'50.217P	221,8	11:00'31.594
16	29.512	<b>21.328</b>	22.499	25.008	1'38.347	<b>291,9</b>	11:02'09.941
17	29.798	22.337	22.947	25.854	1'40.936	286,5	11:03'50.877
18	<b>29.344</b>	21.665	<b>22.284</b>	<b>24.833</b>	<b>1'38.126</b>	283,5	11:05'29.003

5	29.647	21.730	22.495	25.522	1'39.394	294,3	10:30'45.460
6	29.737	22.017	22.773	25.466	1'39.993	288,8	10:32'25.453
7	29.748	21.913	22.462	25.454	1'39.577	293,5	10:34'05.030
8	33.346	26.634	22.909	27.346	1'50.235P	272,0	10:35'55.265
9	12'52.015	22.222	22.826	25.591	1'40.654P	285,7	10:49'57.919
10	29.788	21.650	22.382	<b>25.118</b>	1'38.938	292,7	10:51'36.857
11	29.681	21.749	22.400	25.166	1'38.996	290,3	10:53'15.853
12	29.706	21.604	22.580	25.972	1'39.862	<b>295,1</b>	10:54'55.715
13	30.077	21.755	22.474	25.253	1'39.559	293,5	10:56'35.274
14	29.722	21.590	22.322	25.270	1'38.904	294,3	10:58'14.178
15	<b>29.634</b>	<b>21.546</b>	<b>22.162</b>	25.341	<b>1'38.683</b>	293,5	10:59'52.861
16	29.715	21.593	22.307	25.216	1'38.831	<b>295,1</b>	11:01'31.692
17	32.048	24.332	22.614	28.325	1'47.319	264,7	11:03'19.011
18	29.827	21.562	22.320	25.417	1'39.126	293,5	11:04'58.137
19	29.644	21.554	22.273	25.219	1'38.690	<b>295,1</b>	11:06'36.827

19° 99 B. SDFUOGLU [1'38.314]							
Lap	Seg1	Seg2	Seg3	Seg4	Lap Time	km/h	Local Time
1	30.161	24.068	24.366	28.304	C	235,8	10:22'10.456
2	29.662	22.910	23.554	25.712	1'42.337	250,0	10:23'52.793
3	30.423	22.698	22.734	25.511	1'40.605	283,5	10:25'33.398
4	<b>29.320</b>	21.920	22.816	26.207	1'41.366C	271,4	10:27'14.764
5	31.048	22.662	23.880	28.976	1'53.566P	258,4	10:30'47.313
6	12'13.562	22.557	22.677	25.512	13'24.308P	274,1	10:44'11.621
7	29.570	<b>21.491</b>	22.279	25.221	1'38.561	290,3	10:45'50.182
8	29.444	21.493	22.507	25.318	1'38.762	291,1	10:47'28.944
9	29.599	27.054	22.650	25.375	1'44.678	292,7	10:49'13.622
10	29.427	21.529	22.239	<b>25.154</b>	1'38.349	291,9	10:50'51.971
11	29.410	21.962	22.215	25.278	1'43.865	292,7	10:52'35.836
12	29.453	22.039	22.604	25.533	1'39.629	<b>295,1</b>	10:54'15.465
13	29.422	21.531	22.110	25.251	<b>1'38.314</b>	292,7	10:55'53.779
14	33.422	23.209	23.414	25.993	1'46.038	261,5	10:57'39.817
15	32.915	22.818	23.401	26.064	1'45.198	275,5	10:59'25.015
16	30.245	21.987	22.579	25.688	1'40.499	287,2	11:01'05.514
17	29.469	21.532	<b>22.105</b>	25.376	1'38.482	293,5	11:02'43.996
18	30.554	21.885	22.457	25.382	1'40.278	276,2	11:04'24.274
19	29.346	21.879	22.141	25.345	1'38.711	284,2	11:06'02.985

22° 10 S. GARCIA [1'39.673]							
Lap	Seg1	Seg2	Seg3	Seg4	Lap Time	km/h	Local Time
1	31.044	24.300	24.262	26.806		243,2	10:22'09.099
2	12'31.811	23.036	24.527	30.692	1'49.299P	252,3	10:23'58.398
3	30.253	23.247	24.195	28.516	1'37.472P	269,3	10:37'46.170
4	<b>29.703</b>	21.750	23.049	25.746	1'40.248	290,3	10:41'08.760
5	31.003	21.906	22.907	25.669	1'41.485	281,3	10:42'50.245
6	29.949	21.804	22.939	26.419	1'41.111	291,1	10:44'31.356
7	29.897	21.788	22.797	25.711	1'40.193	291,9	10:46'11.549
8	30.060	21.800	<b>22.645</b>	25.503	1'40.008	291,1	10:47'51.557
9	29.910	21.863	22.713	25.567	1'40.053	293,5	10:49'31.610
10	29.819	21.688	22.934	25.647	1'40.088	288,0	10:51'11.698
11	31.135	24.097	23.767	31.282	1'50.281CP	280,5	10:53'01.979
12	3'40.019	22.265	22.970	25.820	4'51.074P	282,7	10:57'53.053
13	29.944	21.772	22.898	25.617	1'40.231	290,3	10:59'33.284
14	29.736	<b>21.683</b>	22.768	<b>25.486</b>	<b>1'39.673</b>	293,5	11:01'12.957
15	29.752	22.730	22.855	25.736	1'41.073	<b>294,3</b>	11:02'54.030
16	29.866	21.832	22.835	25.711	1'40.244	<b>294,3</b>	11:04'34.274
17	29.834	21.861	22.295	26.629	1'40.619C	281,3	11:06'14.893

20° 47 A. BASSANI [1'38.494]							
Lap	Seg1	Seg2	Seg3	Seg4	Lap Time	km/h	Local Time
1	29.939	23.764	23.706	26.430		225,0	10:22'24.815
2	29.430	22.307	22.932	25.777	1'40.955	255,9	10:24'05.770
3	29.871	21.784	22.517	25.430	1'39.161	283,5	10:25'44.931
4	<b>29.379</b>	21.748	22.623	25.516	1'39.758	287,2	10:27'24.689
5	34.171	21.813	22.609	25.344	1'39.145	291,9	10:29'03.834
6	5'12.096	22.664	23.086	28.598	1'48.519P	257,1	10:30'52.353
7	29.864	22.685	23.052	25.732	6'23.565P	268,7	10:37'15.918
8	29.864	21.915	23.105	25.820	1'40.704	284,2	10:38'56.622
9	29.382	<b>21.580</b>	<b>22.308</b>	25.224	<b>1'38.494</b>	285,7	10:40'35.116
10	30.782	23.828	23.112	25.464	1'43.186	290,3	10:42'18.302
11	29.514	21.748	22.362	<b>25.169</b>	1'38.793	288,0	10:43'57.095
12	31.118	22.767	24.056	28.602	1'46.543P	278,4	10:45'43.638
13	8'52.112	23.873	22.998	25.581	10'04.564P	278,4	10:55'48.202
14	29.502	21.939	22.372	25.360	1'39.173	<b>292,7</b>	10:57'27.375
15	29.492	21.744	22.317	25.220	1'38.773	<b>292,7</b>	10:59'06.148
16	29.525	21.604	22.322	25.315	1'38.766	291,9	11:00'44.914
17	29.466	21.685	22.390	25.290	1'38.831	287,2	11:02'23.745
18	29.643	21.680	22.975	25.426	1'39.724	291,9	11:04'03.469
19	29.684	21.772	23.032	27.960	1'42.448	291,1	11:05'45.917

23° 21 Z. ZAIDI [1'41.822]							
Lap	Seg1	Seg2	Seg3	Seg4	Lap Time	km/h	Local Time
1	32.483	25.830	25.736	27.868		204,9	10:22'33.990
2	31.353	24.097	27.651	30.151	1'54.382C	231,8	10:24'28.372
3	30.986	23.287	24.806	27.291	1'46.737	254,1	10:26'15.109
4	32.982	22.986	24.063	26.957	1'44.992	270,0	10:28'00.101
5	37.194	23.300	24.260	27.114	1'47.656	259,0	10:29'47.757
6	37.194	23.478	24.091	27.005	1'51.768	261,5	10:31'39.525
7	30.747	23.159	26.388	26.991	1'47.285	273,4	10:33'26.810
8	30.644	22.754	23.909	26.589	1'43.896	277,6	10:35'10.706
9	30.662	22.694	23.837	30.626	1'47.819P	278,4	10:36'58.525
10	8'44.466	24.022	24.334	27.098	9'59.920P	251,2	10:46'58.445
11	31.072	22.751	23.732	26.431	1'43.986	279,1	10:48'42.431
12	30.891	23.051	27.807	32.805	1'54.554	264,1	10:50'36.985
13	30.477	22.642	23.615	26.241	1'42.975	278,4	10:52'19.960
14	30.401	22.480	23.320	26.636	1'42.837	279,1	10:54'02.797
15	30.710	27.769	23.837	29.387	1'51.703P	270,0	10:55'54.500
16	3'19.030	24.439	23.805	30.868	4'38.142P	203,8	11:00'32.642
17	30.575	22.734	23.479	26.207	1'42.995	268,7	11:02'15.637
18	30.210	<b>22.352</b>	23.190	<b>26.118</b>	1'41.870	<b>282,7</b>	11:03'57.507
19	<b>30.123</b>	22.408	<b>23.126</b>	26.165	<b>1'41.822</b>	275,5	11:05'39.329

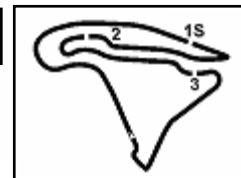
21° 17 R. VICKERS [1'38.683]							
Lap	Seg1	Seg2	Seg3	Seg4	Lap Time	km/h	Local Time
1	30.751	25.911	24.005	27.342		224,5	10:22'14.440
2	30.619	22.827	23.306	29.673	1'46.557C	272,7	10:24'00.997
3	30.864	22.955	23.097	26.804	1'43.475	280,5	10:25'44.472
2	30.864	22.205	22.890	25.893	1'41.852	266,0	10:27'26.324
4	29.807	21.880	22.454	25.601	1'39.742	285,0	10:29'06.066

05/09/2025

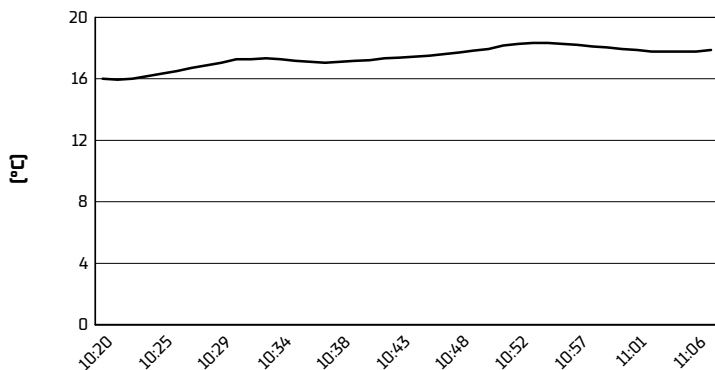
P = Pits In/Out - C = Lap Time Cancelled

These data/results cannot be reproduced, stored and/or transmitted in whole or in part by any manner of electronic, mechanical, photocopying, recording, broadcasting or otherwise now known or herein after developed without the previous express consent by the copyright owner, except for reproduction in daily press and regular printed publications on sale to the public within 60 days of the event related to those data/results and always provided that copyright symbol appears together as follows below.

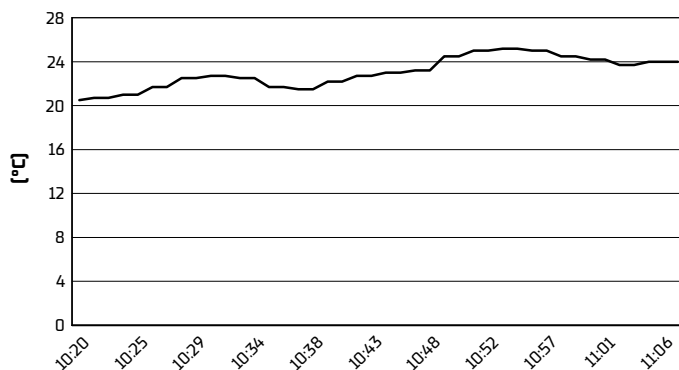
© DORNA WSBK ORGANIZATION Srl 2025



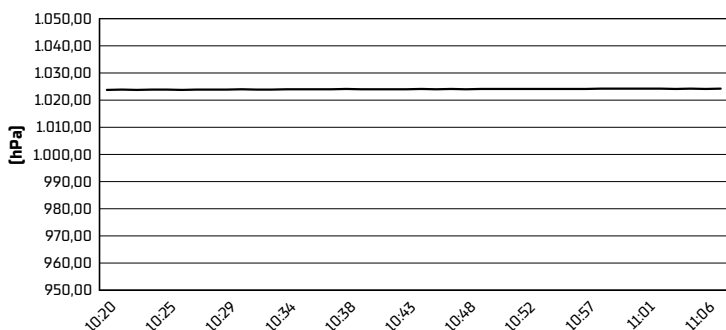
## Air Temperature



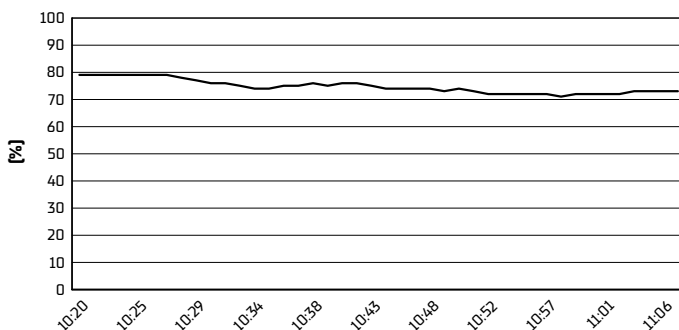
## Track Temperature



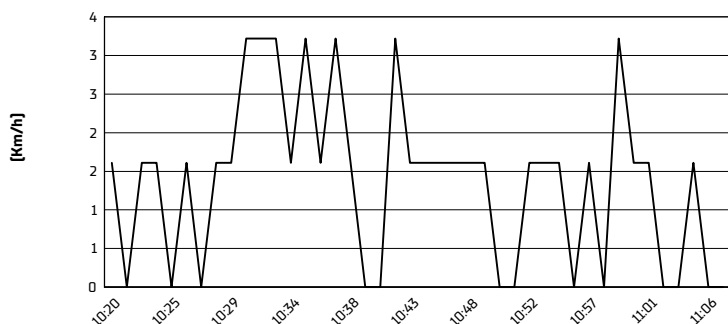
## Air Pressure



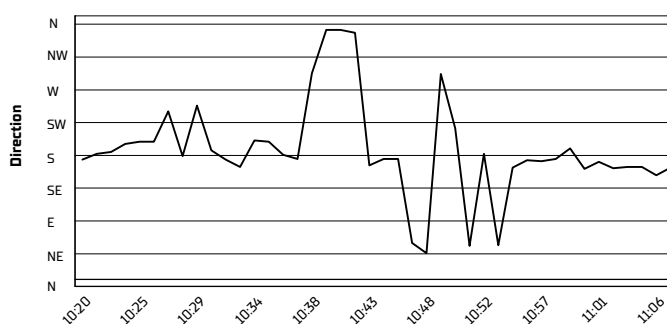
## Humidity



## Wind Speed



## Wind Direction



05/09/2025  
These data/results cannot be reproduced, stored and/or transmitted in whole or in part by any manner of electronic, mechanical, photocopying, recording, broadcasting or otherwise now known or herein after developed without the previous express consent by the copyright owner, except for reproduction in daily press and regular printed publications on sale to the public within 60 days of the event related to those data/results and always provided that copyright symbol appears together as follows below.

© DORNA WSBK ORGANIZATION Srl 2025