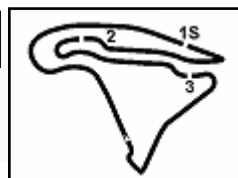


Magny-Cours 4.411 m

**French Round, 5-7 September 2025**  
**Biographical Entry List**

No.	Rider (Abbreviation)	Age	Date of Birth	Place of Birth	Nat	Bike Team	Wins 2025	Podiums 2025	Pole 2025	Races 2025	Tyres
1	<b>4 BONDI Emily</b> (Bon)	24	14/04/2001	Neuilly-sur-Seine	FRA	Yamaha YZF-R7 ZELOS Trasimeno				20	Pirelli
2	<b>6 HERRERA Maria</b> (Her)	29	26/08/1996	Toledo	ESP	Yamaha YZF-R7 Kliint Forward Racing Team	10	17	5	20	Pirelli
3	<b>8 RELPH Tayla</b> (Rel)	28	07/01/1997	South Brisbane	AUS	Yamaha YZF-R7 Full Throttle Racing		1		20	Pirelli
4	<b>14 DOBBS Mallory</b> (Dob)	31	26/01/1994	Washington	USA	Yamaha YZF-R7 Diva Racing				20	Pirelli
5	<b>15 JONES Chloe</b> (Jon)	21	15/12/2003	Northampton	GBR	Yamaha YZF-R7 GR Motosport		3	1	10	Pirelli
6	<b>16 MICHEL Lucy</b> (Mic)	20	09/11/2004	Erlabrunn	GER	Yamaha YZF-R7 TSL-Racing		3	1	8	Pirelli
7	<b>17 BOUDESSEUL Lucie</b> (Bou)	22	03/07/2003	Bernay	FRA	Yamaha YZF-R7 GMT94-YAMAHA				8	Pirelli
8	<b>19 OUREDNIKOVA Adela</b> (Our)	19	28/12/2005	Prague	CZE	Yamaha YZF-R7 Dafitmotoracing				20	Pirelli
9	<b>20 RIVERA Natalia</b> (Riv)	18	21/11/2006	Madrid	ESP	Yamaha YZF-R7 Terra & Vita GRT Yamaha WorldWCR Team				8	Pirelli
10	<b>21 LEWIS Avalon</b> (Lew)	32	21/09/1992	Auckland	NZL	Yamaha YZF-R7 Carl Cox Motorsports				10	Pirelli
11	<b>22 SIMOES Madalena</b> (Sim)	24	22/12/2000	Lisboa	POR	Yamaha YZF-R7 FB Racing Team				8	Pirelli
12*	<b>25 PEDEMONTE Justine</b> (Ped)	18	22/01/2007	Nice	FRA	Yamaha YZF-R7 MDS					Pirelli
13	<b>28 ONGARO Ornella</b> (Ong)	34	16/10/1990	Cannes	FRA	Yamaha YZF-R7 Ornella Ongaro Racing Team				19	Pirelli
14	<b>32 LLOYD Sonya</b> (Llo)	23	10/04/2002	Columbus	USA	Yamaha YZF-R7 Team Trasimeno				10	Pirelli
15	<b>33 LIU Chun Mei</b> (Liu)	43	25/10/1981	New Taipei City	TPE	Yamaha YZF-R7 WT Team Taiwan				17	Pirelli
16	<b>36 NEILA Beatriz</b> (Nei)	23	15/04/2002	Madrid	ESP	Yamaha YZF-R7 Ampito Crescent Yamaha	3	12	2	20	Pirelli
17*	<b>37 VIEILLARD Line</b> (Vie)	24	28/05/2001	Clermont-Ferrand	FRA	Yamaha YZF-R7 FT Racing Academy					Pirelli
18	<b>46 RUIZ Pakita</b> (Rui)	28	11/08/1997	Palma de Mallorca	ESP	Yamaha YZF-R7 PR46+1 Racing Team				20	Pirelli
19	<b>52 HOWDEN Jessica</b> (How)	22	28/03/2003	Cape Town	RSA	Yamaha YZF-R7 Team Trasimeno				17	Pirelli
20	<b>64 SANCHEZ Sara</b> (San)	27	19/11/1997	Barcelona	ESP	Yamaha YZF-R7 Terra & Vita GRT Yamaha WorldWCR Team	2	12	1	20	Pirelli
21	<b>66 HAND Katie</b> (HaK)	20	09/05/2005		GBR	Yamaha YZF-R7 Carl Cox Motorsports					Pirelli
22	<b>76 HANKS-ELLIOTT Jamie</b> (Han)	22	10/05/2003	Birmingham	GBR	Yamaha YZF-R7 Hanks Racing/2 Strokes Racing				14	Pirelli
23	<b>83 MADRIGAL Astrid</b> (Mad)	25	02/03/2000	Chihuahua	MEX	Yamaha YZF-R7 Pons Italika Racing FIMLA				20	Pirelli
24	<b>94 BARBERA Beatrice</b> (Bar)	30	28/12/1994	Cagliari	ITA	Yamaha YZF-R7 Team GP3 AD11				10	Pirelli
25	<b>96 PONZIANI Roberta</b> (Pon)	29	04/08/1996	Teramo	ITA	Yamaha YZF-R7 Kliint Forward Racing Team	1	3		20	Pirelli
26	<b>99 CARRENO Isis</b> (Car)	25	30/12/1999	Santiago de Chile	CHI	Yamaha YZF-R7 Pons Italika Racing FIMLA				10	Pirelli



Magny-Cours 4.411 m

**French Round, 5-7 September 2025**  
**Results Free Practice**

1 / 2

No.	Rider	Nat	Team	Bike	Time	Gap	Rel.	Laps	Speed	
									Avg	Max
1	<b>6 M. HERRERA</b>	ESP	Klint Forward Racing Team	Yamaha YZF-R7	<b>1'54.074</b>			12	139,204	<b>201,5</b>
2	<b>64 S. SANCHEZ</b>	ESP	Terra & Vita GRT Yamaha WorldWCR Team	Yamaha YZF-R7	<b>1'54.642</b>	0.568	0.568	13	138,515	<b>204,9</b>
3	<b>25 J. PEDEMONTE</b>	FRA	MDS	Yamaha YZF-R7	<b>1'54.932</b>	0.858	0.290	13	138,165	<b>205,7</b>
4	<b>17 L. BOUDESSEUL</b>	FRA	GMT94-YAMAHA	Yamaha YZF-R7	<b>1'55.069</b>	0.995	0.137	11	138,001	<b>205,3</b>
5	<b>96 R. PONZIANI</b>	ITA	Klint Forward Racing Team	Yamaha YZF-R7	<b>1'55.123</b>	1.049	0.054	11	137,936	<b>206,1</b>
6	<b>20 N. RIVERA</b>	ESP	Terra & Vita GRT Yamaha WorldWCR Team	Yamaha YZF-R7	<b>1'55.261</b>	1.187	0.138	13	137,771	<b>200,7</b>
7	<b>8 T. RELPH</b>	AUS	Full Throttle Racing	Yamaha YZF-R7	<b>1'55.321</b>	1.247	0.060	11	137,699	<b>203,8</b>
8	<b>15 C. JONES</b>	GBR	GR Motorsport	Yamaha YZF-R7	<b>1'55.423</b>	1.349	0.102	11	137,577	<b>204,2</b>
9	<b>83 A. MADRIGAL</b>	MEX	Pons Italika Racing FIMLA	Yamaha YZF-R7	<b>1'55.561</b>	1.487	0.138	12	137,413	<b>206,9</b>
10	<b>21 A. LEWIS</b>	NZL	Carl Cox Motorsports	Yamaha YZF-R7	<b>1'55.695</b>	1.621	0.134	13	137,254	<b>206,1</b>
11	<b>37 L. VIEILLARD</b>	FRA	FT Racing Academy	Yamaha YZF-R7	<b>1'55.740</b>	1.666	0.045	12	137,201	<b>199,3</b>
12	<b>52 J. HOWDEN</b>	RSA	Team Trasimeno	Yamaha YZF-R7	<b>1'55.934</b>	1.860	0.194	13	136,971	<b>207,7</b>
13	<b>46 P. RUIZ</b>	ESP	PR46+1 Racing Team	Yamaha YZF-R7	<b>1'56.283</b>	2.209	0.349	12	136,560	<b>202,6</b>
14	<b>14 M. DOBBS</b>	USA	Diva Racing	Yamaha YZF-R7	<b>1'56.296</b>	2.222	0.013	11	136,545	<b>205,3</b>
15	<b>36 B. NEILA</b>	ESP	Ampito Crescent Yamaha	Yamaha YZF-R7	<b>1'56.516</b>	2.442	0.220	6	136,287	<b>208,9</b>
16	<b>4 E. BONDI</b>	FRA	ZELOS Trasimeno	Yamaha YZF-R7	<b>1'56.633</b>	2.559	0.117	13	136,150	<b>203,4</b>
17	<b>16 L. MICHEL</b>	GER	TSL-Racing	Yamaha YZF-R7	<b>1'56.846</b>	2.772	0.213	12	135,902	<b>207,7</b>
18	<b>33 C. LIU</b>	TPE	WT Team Taiwan	Yamaha YZF-R7	<b>1'57.352</b>	3.278	0.506	12	135,316	<b>200,7</b>
19	<b>19 A. OUREDNICHOVA</b>	CZE	Dafitmotoracing	Yamaha YZF-R7	<b>1'57.554</b>	3.480	0.202	13	135,083	<b>202,2</b>
20	<b>99 I. CARRENO</b>	CHI	Pons Italika Racing FIMLA	Yamaha YZF-R7	<b>1'57.970</b>	3.896	0.416	11	134,607	<b>203,0</b>
21	<b>76 J. HANKS-ELLIOTT</b>	GBR	Hanks Racing/2 Strokes Racing	Yamaha YZF-R7	<b>1'58.149</b>	4.075	0.179	13	134,403	<b>203,8</b>
22	<b>32 S. LLOYD</b>	USA	Team Trasimeno	Yamaha YZF-R7	<b>1'58.370</b>	4.296	0.221	12	134,152	<b>206,9</b>
23	<b>28 O. ONGARO</b>	FRA	Ornella Ongaro Racing Team	Yamaha YZF-R7	<b>1'59.290</b>	5.216	0.920	12	133,118	<b>205,3</b>
24	<b>66 K. HAND</b>	GBR	Carl Cox Motorsports	Yamaha YZF-R7	<b>1'59.649</b>	5.575	0.359	12	132,718	<b>203,4</b>
25	<b>22 M. SIMOES</b>	POR	FB Racing Team	Yamaha YZF-R7	<b>1'59.933</b>	5.859	0.284	12	132,404	<b>203,0</b>
26	<b>94 B. BARBERA</b>	ITA	Team GP3 AD11	Yamaha YZF-R7	<b>2'02.926</b>	8.852	2.993	12	129,180	<b>199,6</b>

**Qualifying Lap Time (110% of 1'54.074): 2'05.482**

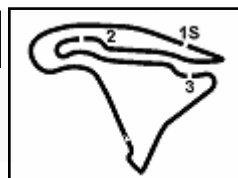
AIR	Humidity:	81%	Temp:	15°C
TRACK	Condition:	Dry	Temp:	17°C

05/09/2025 Start 09:00 End 09:31 The results are provisional until the end of the time limit for protests and appeals and the completion of the technical checks.

Clerk Of The Course: **Jean-Marc Deletang**

These data/results cannot be reproduced, stored and/or transmitted in whole or in part by any manner of electronic, mechanical, photocopying, recording, broadcasting or otherwise now known or herein after developed without the previous express consent by the copyright owner, except for reproduction in daily press and regular printed publications on sale to the public within 60 days of the event related to those data/results and always provided that copyright symbol appears together as follows below.

© DORNA WSBK ORGANIZATION Srl 2025



French Round, 5-7 September 2025  
Results Free Practice

Session Highlights

Local Time	No. Rider	Description
08.47.23		Wet Patches in Turn(s): 2-4-6-14
09.00.00		Start of Session
09.26.07	<b>99 I. CARRENO</b>	#99 Crashed - Turn 8
09.31.28		End of Session

Fastest Laps Sequence

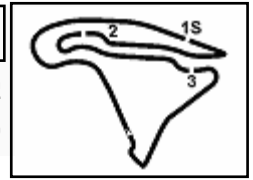
No.	Rider	Nat	Team	Bike	Local Time	Time	Gap	Avg
14	M. DOBBS	USA	Diva Racing	Yamaha YZF-R7	09:04'12.088	<b>1'59.886</b>		132,456
37	L. VIEILLARD	FRA	FT Racing Academy	Yamaha YZF-R7	09:06'10.445	<b>1'57.629</b>	-2.257	134,997
17	L. BOUDESSEUL	FRA	GMT94-YAMAHA	Yamaha YZF-R7	09:09'20.703	<b>1'56.020</b>	-1.609	136,870
17	L. BOUDESSEUL	FRA	GMT94-YAMAHA	Yamaha YZF-R7	09:13'13.678	<b>1'55.069</b>	-0.951	138,001
64	S. SANCHEZ	ESP	Terra & Vita GRT Yamaha WorldWCR Team	Yamaha YZF-R7	09:18'50.076	<b>1'55.001</b>	-0.068	138,082
25	J. PEDEMONTE	FRA	MDS	Yamaha YZF-R7	09:19'08.019	<b>1'54.963</b>	-0.038	138,128
64	S. SANCHEZ	ESP	Terra & Vita GRT Yamaha WorldWCR Team	Yamaha YZF-R7	09:20'44.718	<b>1'54.642</b>	-0.321	138,515
6	M. HERRERA	ESP	Klint Forward Racing Team	Yamaha YZF-R7	09:22'33.202	<b>1'54.361</b>	-0.281	138,855
6	M. HERRERA	ESP	Klint Forward Racing Team	Yamaha YZF-R7	09:26'21.906	<b>1'54.074</b>	-0.287	139,204

05/09/2025 Start 09:00 End 09:31 The results are provisional until the end of the time limit for protests and appeals and the completion of the technical checks.

Clerk Of The Course: **Jean-Marc Deletang**

These data/results cannot be reproduced, stored and/or transmitted in whole or in part by any manner of electronic, mechanical, photocopying, recording, broadcasting or otherwise now known or herein after developed without the previous express consent by the copyright owner, except for reproduction in daily press and regular printed publications on sale to the public within 60 days of the event related to those data/results and always provided that copyright symbol appears together as follows below.

© DORNA WSBK ORGANIZATION Srl 2025



Magny-Cours 4.411 m

**French Round, 5-7 September 2025  
Best Sectors & Speed Free Practice**

BEST LAP		
1	<b>6 M. HERRERA</b>	Yamaha YZF-R7 1'54.074
2	<b>64 S. SANCHEZ</b>	Yamaha YZF-R7 1'54.642
3	<b>25 J. PEDEMONTE</b>	Yamaha YZF-R7 1'54.932
4	<b>17 L. BOUDESSEUL</b>	Yamaha YZF-R7 1'55.069
5	<b>96 R. PONZIANI</b>	Yamaha YZF-R7 1'55.123
6	<b>20 N. RIVERA</b>	Yamaha YZF-R7 1'55.261
7	<b>8 T. RELPH</b>	Yamaha YZF-R7 1'55.321
8	<b>15 C. JONES</b>	Yamaha YZF-R7 1'55.423
9	<b>83 A. MADRIGAL</b>	Yamaha YZF-R7 1'55.561
10	<b>21 A. LEWIS</b>	Yamaha YZF-R7 1'55.695
11	<b>37 L. VIEILLARD</b>	Yamaha YZF-R7 1'55.740
12	<b>52 J. HOWDEN</b>	Yamaha YZF-R7 1'55.934
13	<b>46 P. RUIZ</b>	Yamaha YZF-R7 1'56.283
14	<b>14 M. DOBBS</b>	Yamaha YZF-R7 1'56.296
15	<b>36 B. NEILA</b>	Yamaha YZF-R7 1'56.516
16	<b>4 E. BONDI</b>	Yamaha YZF-R7 1'56.633
17	<b>16 L. MICHEL</b>	Yamaha YZF-R7 1'56.846
18	<b>33 C. LIU</b>	Yamaha YZF-R7 1'57.352
19	<b>19 A. OUREDNICHOVA</b>	Yamaha YZF-R7 1'57.554
20	<b>99 I. CARRENO</b>	Yamaha YZF-R7 1'57.970
21	<b>76 J. HANKS-ELLIOTT</b>	Yamaha YZF-R7 1'58.149
22	<b>32 S. LLOYD</b>	Yamaha YZF-R7 1'58.370
23	<b>28 D. ONGARO</b>	Yamaha YZF-R7 1'59.290
24	<b>66 K. HAND</b>	Yamaha YZF-R7 1'59.649
25	<b>22 M. SIMOES</b>	Yamaha YZF-R7 1'59.933
26	<b>94 B. BARBERA</b>	Yamaha YZF-R7 2'02.926

SPEED		
1	<b>36 B. NEILA</b>	Yamaha YZF-R7 208,9
2	<b>16 L. MICHEL</b>	Yamaha YZF-R7 207,7
3	<b>52 J. HOWDEN</b>	Yamaha YZF-R7 207,7
4	<b>83 A. MADRIGAL</b>	Yamaha YZF-R7 206,9
5	<b>32 S. LLOYD</b>	Yamaha YZF-R7 206,9
6	<b>21 A. LEWIS</b>	Yamaha YZF-R7 206,1
7	<b>96 R. PONZIANI</b>	Yamaha YZF-R7 206,1
8	<b>25 J. PEDEMONTE</b>	Yamaha YZF-R7 205,7
9	<b>28 D. ONGARO</b>	Yamaha YZF-R7 205,3
10	<b>14 M. DOBBS</b>	Yamaha YZF-R7 205,3
11	<b>17 L. BOUDESSEUL</b>	Yamaha YZF-R7 205,3
12	<b>64 S. SANCHEZ</b>	Yamaha YZF-R7 204,9
13	<b>15 C. JONES</b>	Yamaha YZF-R7 204,2
14	<b>76 J. HANKS-ELLIOTT</b>	Yamaha YZF-R7 203,8
15	<b>8 T. RELPH</b>	Yamaha YZF-R7 203,8
16	<b>4 E. BONDI</b>	Yamaha YZF-R7 203,4
17	<b>66 K. HAND</b>	Yamaha YZF-R7 203,4
18	<b>99 I. CARRENO</b>	Yamaha YZF-R7 203,0
19	<b>22 M. SIMOES</b>	Yamaha YZF-R7 203,0
20	<b>46 P. RUIZ</b>	Yamaha YZF-R7 202,6
21	<b>19 A. OUREDNICHOVA</b>	Yamaha YZF-R7 202,2
22	<b>6 M. HERRERA</b>	Yamaha YZF-R7 201,5
23	<b>20 N. RIVERA</b>	Yamaha YZF-R7 200,7
24	<b>33 C. LIU</b>	Yamaha YZF-R7 200,7
25	<b>94 B. BARBERA</b>	Yamaha YZF-R7 199,6
26	<b>37 L. VIEILLARD</b>	Yamaha YZF-R7 199,3

SEG. 1		
1	<b>17 L. BOUDESSEUL</b>	35.104
2	<b>21 A. LEWIS</b>	35.212
3	<b>64 S. SANCHEZ</b>	35.251
4	<b>25 J. PEDEMONTE</b>	35.311
5	<b>6 M. HERRERA</b>	35.314
6	<b>96 R. PONZIANI</b>	35.341
7	<b>83 A. MADRIGAL</b>	35.453
8	<b>46 P. RUIZ</b>	35.491
9	<b>4 E. BONDI</b>	35.501
10	<b>15 C. JONES</b>	35.521
11	<b>8 T. RELPH</b>	35.588
12	<b>32 S. LLOYD</b>	35.606
13	<b>52 J. HOWDEN</b>	35.633
14	<b>37 L. VIEILLARD</b>	35.651
15	<b>16 L. MICHEL</b>	35.789
16	<b>14 M. DOBBS</b>	35.862
17	<b>20 N. RIVERA</b>	35.867
18	<b>76 J. HANKS-ELLIOTT</b>	35.891
19	<b>19 A. OUREDNICHOVA</b>	36.054
20	<b>33 C. LIU</b>	36.099
21	<b>36 B. NEILA</b>	36.185
22	<b>99 I. CARRENO</b>	36.282
23	<b>66 K. HAND</b>	36.380
24	<b>28 D. ONGARO</b>	36.475
25	<b>22 M. SIMOES</b>	36.692
26	<b>94 B. BARBERA</b>	37.063

SEG. 2		
1	<b>20 N. RIVERA</b>	24.775
2	<b>64 S. SANCHEZ</b>	24.798
3	<b>96 R. PONZIANI</b>	24.849
4	<b>6 M. HERRERA</b>	24.889
5	<b>83 A. MADRIGAL</b>	24.933
6	<b>25 J. PEDEMONTE</b>	25.009
7	<b>17 L. BOUDESSEUL</b>	25.026
8	<b>8 T. RELPH</b>	25.044
9	<b>21 A. LEWIS</b>	25.126
10	<b>52 J. HOWDEN</b>	25.202
11	<b>37 L. VIEILLARD</b>	25.344
12	<b>15 C. JONES</b>	25.354
13	<b>14 M. DOBBS</b>	25.365
14	<b>46 P. RUIZ</b>	25.370
15	<b>36 B. NEILA</b>	25.420
16	<b>33 C. LIU</b>	25.461
17	<b>99 I. CARRENO</b>	25.526
18	<b>19 A. OUREDNICHOVA</b>	25.529
19	<b>4 E. BONDI</b>	25.529
20	<b>16 L. MICHEL</b>	25.608
21	<b>76 J. HANKS-ELLIOTT</b>	25.893
22	<b>32 S. LLOYD</b>	26.010
23	<b>22 M. SIMOES</b>	26.012
24	<b>66 K. HAND</b>	26.153
25	<b>28 D. ONGARO</b>	26.200
26	<b>94 B. BARBERA</b>	26.975

SEG. 3		
1	<b>6 M. HERRERA</b>	25.509
2	<b>37 L. VIEILLARD</b>	25.584
3	<b>20 N. RIVERA</b>	25.654
4	<b>8 T. RELPH</b>	25.658
5	<b>64 S. SANCHEZ</b>	25.663
6	<b>25 J. PEDEMONTE</b>	25.664
7	<b>14 M. DOBBS</b>	25.691
8	<b>96 R. PONZIANI</b>	25.784
9	<b>17 L. BOUDESSEUL</b>	25.805
10	<b>21 A. LEWIS</b>	25.828
11	<b>15 C. JONES</b>	25.833
12	<b>52 J. HOWDEN</b>	25.899
13	<b>46 P. RUIZ</b>	25.983
14	<b>83 A. MADRIGAL</b>	25.999
15	<b>36 B. NEILA</b>	26.097
16	<b>99 I. CARRENO</b>	26.129
17	<b>4 E. BONDI</b>	26.176
18	<b>33 C. LIU</b>	26.235
19	<b>19 A. OUREDNICHOVA</b>	26.272
20	<b>16 L. MICHEL</b>	26.304
21	<b>28 D. ONGARO</b>	26.627
22	<b>32 S. LLOYD</b>	26.653
23	<b>76 J. HANKS-ELLIOTT</b>	26.712
24	<b>66 K. HAND</b>	26.786
25	<b>22 M. SIMOES</b>	27.420
26	<b>94 B. BARBERA</b>	27.700

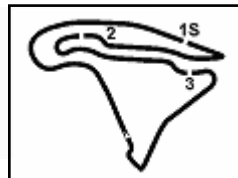
SEG. 4		
1	<b>6 M. HERRERA</b>	28.186
2	<b>96 R. PONZIANI</b>	28.432
3	<b>15 C. JONES</b>	28.442
4	<b>8 T. RELPH</b>	28.652
5	<b>25 J. PEDEMONTE</b>	28.653
6	<b>17 L. BOUDESSEUL</b>	28.737
7	<b>64 S. SANCHEZ</b>	28.746
8	<b>20 N. RIVERA</b>	28.776
9	<b>37 L. VIEILLARD</b>	28.808
10	<b>36 B. NEILA</b>	28.814
11	<b>4 E. BONDI</b>	28.887
12	<b>52 J. HOWDEN</b>	28.909
13	<b>83 A. MADRIGAL</b>	28.994
14	<b>46 P. RUIZ</b>	29.002
15	<b>16 L. MICHEL</b>	29.041
16	<b>21 A. LEWIS</b>	29.052
17	<b>76 J. HANKS-ELLIOTT</b>	29.189
18	<b>14 M. DOBBS</b>	29.190
19	<b>33 C. LIU</b>	29.466
20	<b>19 A. OUREDNICHOVA</b>	29.502
21	<b>99 I. CARRENO</b>	29.618
22	<b>22 M. SIMOES</b>	29.761
23	<b>32 S. LLOYD</b>	29.781
24	<b>28 D. ONGARO</b>	29.955
25	<b>66 K. HAND</b>	30.208
26	<b>94 B. BARBERA</b>	30.543

05/09/2025

These data/results cannot be reproduced, stored and/or transmitted in whole or in part by any manner of electronic, mechanical, photocopying, recording, broadcasting or otherwise now known or herein after developed without the previous express consent by the copyright owner, except for reproduction in daily press and regular printed publications on sale to the public within 60 days of the event related to those data/results and always provided that copyright symbol appears together as follows below.

© DORNA WSBK ORGANIZATION Srl 2025





Magny-Cours 4.411 m

## French Round, 5-7 September 2025

### Ideal Times Free Practice

No.	Rider	Nat	Bike	Seg. 1	Seg. 2	Seg. 3	Seg. 4	Ideal Time		
				Diff. 1	Diff. 2	Diff. 3	Diff. 4	Best Lap	Pos.	Diff.
1	<b>6 M. HERRERA</b>	ESP	Yamaha YZF-R7	35.314 +0.176	24.889	<b>25.509</b>	<b>28.186</b>	<b>1'53.898</b> 1'54.074	1	0.176
2	<b>96 R. PONZIANI</b>	ITA	Yamaha YZF-R7	35.341 +0.267	24.849	25.784 +0.328	28.432 +0.122	<b>1'54.406</b> 1'55.123	5	0.717
3	<b>64 S. SANCHEZ</b>	ESP	Yamaha YZF-R7	35.251 +0.025	24.798	25.663	28.746 +0.159	<b>1'54.458</b> 1'54.642	2	0.184
4	<b>25 J. PEDEMONTE</b>	FRA	Yamaha YZF-R7	35.311	25.009 +0.127	25.664 +0.093	28.653 +0.075	<b>1'54.637</b> 1'54.932	3	0.295
5	<b>17 L. BOUDESSEUL</b>	FRA	Yamaha YZF-R7	<b>35.104</b> +0.217	25.026 +0.083	25.805	28.737 +0.097	<b>1'54.672</b> 1'55.069	4	0.397
6	<b>8 T. RELPH</b>	AUS	Yamaha YZF-R7	35.588 +0.287	25.044	25.658 +0.040	28.652 +0.052	<b>1'54.942</b> 1'55.321	7	0.379
7	<b>20 N. RIVERA</b>	ESP	Yamaha YZF-R7	35.867 +0.126	<b>24.775</b>	25.654 +0.063	28.776	<b>1'55.072</b> 1'55.261	6	0.189
8	<b>15 C. JONES</b>	GBR	Yamaha YZF-R7	35.521	25.354 +0.273	25.833	28.442	<b>1'55.150</b> 1'55.423	8	0.273
9	<b>21 A. LEWIS</b>	NZL	Yamaha YZF-R7	35.212 +0.008	25.126 +0.273	25.828	29.052 +0.196	<b>1'55.218</b> 1'55.695	10	0.477
10	<b>83 A. MADRIGAL</b>	MEX	Yamaha YZF-R7	35.453	24.933	25.999 +0.045	28.994 +0.137	<b>1'55.379</b> 1'55.561	9	0.182
11	<b>37 L. VIEILLARD</b>	FRA	Yamaha YZF-R7	35.651 +0.183	25.344	25.584 +0.170	28.808	<b>1'55.387</b> 1'55.740	11	0.353
12	<b>52 J. HOWDEN</b>	RSA	Yamaha YZF-R7	35.633 +0.160	25.202 +0.101	25.899	28.909 +0.030	<b>1'55.643</b> 1'55.934	12	0.291
13	<b>46 P. RUIZ</b>	ESP	Yamaha YZF-R7	35.491 +0.201	25.370	25.983 +0.101	29.002 +0.135	<b>1'55.846</b> 1'56.283	13	0.437
14	<b>4 E. BONDI</b>	FRA	Yamaha YZF-R7	35.501	25.529	26.176 +0.540	28.887	<b>1'56.093</b> 1'56.633	16	0.540
15	<b>14 M. DOBBS</b>	USA	Yamaha YZF-R7	35.862	25.365 +0.170	25.691	29.190 +0.018	<b>1'56.108</b> 1'56.296	14	0.188
16	<b>36 B. NEILA</b>	ESP	Yamaha YZF-R7	36.185	25.420	26.097	28.814	<b>1'56.516</b> 1'56.516	15	
17	<b>16 L. MICHEL</b>	GER	Yamaha YZF-R7	35.789	25.608	26.304	29.041 +0.104	<b>1'56.742</b> 1'56.846	17	0.104
18	<b>33 C. LIU</b>	TPE	Yamaha YZF-R7	36.099	25.461	26.235	29.466 +0.091	<b>1'57.261</b> 1'57.352	18	0.091
19	<b>19 A. OUREDICKOVA</b>	CZE	Yamaha YZF-R7	36.054	25.529 +0.089	26.272	29.502 +0.108	<b>1'57.357</b> 1'57.554	19	0.197
20	<b>99 I. CARRENO</b>	CHI	Yamaha YZF-R7	36.282 +0.044	25.526 +0.170	26.129	29.618 +0.201	<b>1'57.555</b> 1'57.970	20	0.415
21	<b>76 J. HANKS-ELLIOTT</b>	GBR	Yamaha YZF-R7	35.891	25.893	26.712 +0.245	29.189 +0.219	<b>1'57.685</b> 1'58.149	21	0.464
22	<b>32 S. LLOYD</b>	USA	Yamaha YZF-R7	35.606	26.010	26.653	29.781 +0.320	<b>1'58.050</b> 1'58.370	22	0.320
23	<b>28 D. ONGARO</b>	FRA	Yamaha YZF-R7	36.475	26.200	26.627 +0.033	29.955	<b>1'59.257</b> 1'59.290	23	0.033
24	<b>66 K. HAND</b>	GBR	Yamaha YZF-R7	36.380	26.153	26.786	30.208 +0.122	<b>1'59.527</b> 1'59.649	24	0.122
25	<b>22 M. SIMOES</b>	POR	Yamaha YZF-R7	36.692	26.012	27.420 +0.048	29.761	<b>1'59.885</b> 1'59.933	25	0.048
26	<b>94 B. BARBERA</b>	ITA	Yamaha YZF-R7	37.063	26.975	27.700	30.543 +0.645	<b>2'02.281</b> 2'02.926	26	0.645
<b>Overall Ideal Time</b>				35.104	24.775	25.509	28.186	<b>1'53.574</b>		

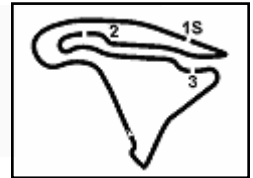
05/09/2025

These data/results cannot be reproduced, stored and/or transmitted in whole or in part by any manner of electronic, mechanical, photocopying, recording, broadcasting or otherwise now known or herein after developed without the previous express consent by the copyright owner, except for reproduction in daily press and regular printed publications on sale to the public within 60 days of the event related to those data/results and always provided that copyright symbol appears together as follows below.

© DORNA WSBK ORGANIZATION Srl 2025

FICR PERUGIA TIMING





Magny-Cours 4.411 m

**1 / 4**

**French Round, 5-7 September 2025  
Chronological Analysis Free Practice**

1° <b>6 M. HERRERA (1'54.074)</b>							
Lap	Seg1	Seg2	Seg3	Seg4	Lap Time	km/h	Local Time
1	56.598	29.419	28.368	33.192	2'27.577P	180,0	9:01'31.725
2	37.516	27.045	26.987	30.075	2'01.623	201,1	9:03'59.302
3	37.292	26.036	26.342	29.243	1'58.913	198,5	9:07'59.838
4	36.454	25.551	25.925	28.756	1'56.686	198,9	9:09'56.524
5	36.110	25.476	26.114	28.771	1'56.471	199,6	9:11'52.995
6	35.809	25.261	25.963	28.421	1'55.454	200,7	9:13'48.449
7	35.873	25.008	25.653	28.660	1'55.194	201,1	9:15'43.643
8	36.059	25.828	27.337	36.344	2'05.568P	199,6	9:17'49.211
9	1'28.937	25.976	26.036	2'49.630P	199,6	9:20'38.841	
10	35.492	25.021	25.543	28.305	1'54.361	<b>201,5</b>	9:22'33.202
11	<b>35.314</b>	25.234	25.717	28.365	1'54.630	200,0	9:24'27.832
12	35.490	<b>24.889</b>	<b>25.509</b>	<b>28.186</b>	<b>1'54.074</b>	200,4	9:26'21.906

5° <b>96 R. PONZIANI (1'55.123)</b>							
Lap	Seg1	Seg2	Seg3	Seg4	Lap Time	km/h	Local Time
1	1'05.377	30.059	30.576	32.679	2'38.691P	153,8	9:03'51.531
2	37.852	26.971	28.179	30.659	2'03.661	200,4	9:05'55.192
3	36.707	25.573	26.857	29.444	1'58.581	200,4	9:07'53.773
4	36.286	25.180	26.215	29.073	1'56.754	200,4	9:09'50.527
5	37.434	25.433	26.369	28.915	1'58.151	200,7	9:11'48.678
6	36.033	24.967	<b>25.784</b>	<b>28.432</b>	1'55.216	200,4	9:13'43.894
7	36.154	25.716	26.906	34.714	2'03.490P	202,6	9:15'47.384
8	2'15.918	25.212	26.046	28.944	3'36.120P	201,5	9:19'23.504
9	35.608	<b>24.849</b>	26.112	28.554	<b>1'55.123</b>	205,3	9:21'18.627
10	<b>35.341</b>	25.567	26.341	29.126	1'56.375	<b>206,1</b>	9:23'15.002
11	35.426	25.581	26.237	28.698	1'55.942	202,6	9:25'10.944

2° <b>64 S. SANCHEZ (1'54.642)</b>							
Lap	Seg1	Seg2	Seg3	Seg4	Lap Time	km/h	Local Time
1	1'11.749	30.472	29.892	32.736	2'44.849P	179,7	9:00'14.759
2	38.190	26.953	27.779	30.208	2'03.130	201,5	9:02'59.608
3	36.426	26.416	27.456	30.027	2'00.325	201,9	9:05'02.738
4	35.955	26.154	27.006	29.671	1'58.786	204,2	9:07'03.063
5	36.401	25.700	26.598	29.325	1'58.024	199,6	9:09'01.849
6	35.825	25.297	26.336	29.048	1'56.506	200,0	9:10'59.873
7	35.612	25.013	26.139	28.774	1'55.538	200,4	9:12'56.379
8	35.540	26.848	29.532	31.238	2'03.158	201,1	9:14'51.917
9	35.396	24.912	25.947	<b>28.746</b>	1'55.001	202,6	9:16'55.075
10	35.276	<b>24.798</b>	<b>25.663</b>	28.905	<b>1'54.642</b>	<b>204,9</b>	9:18'50.076
11	35.917	27.966	26.012	29.896	1'59.791	181,5	9:20'44.718
12	35.634	24.886	26.224	30.558	1'57.302	203,0	9:22'44.509
13	<b>35.251</b>	24.969	26.278	29.034	1'55.532	203,4	9:24'41.811
							9:26'37.343

6° <b>20 N. RIVERA (1'55.261)</b>							
Lap	Seg1	Seg2	Seg3	Seg4	Lap Time	km/h	Local Time
1	58.563	30.804	28.372	32.514	2'30.253P	193,2	9:00'09.656
2	38.496	26.621	27.512	30.313	2'02.942	199,3	9:02'39.909
3	37.290	26.325	27.194	29.791	2'00.600	199,3	9:04'42.851
4	36.995	25.771	26.552	29.335	1'58.653	198,9	9:06'43.451
5	36.582	25.674	26.709	29.253	1'58.218	198,5	9:08'42.104
6	36.634	25.564	26.193	29.308	1'57.699	198,9	9:10'40.322
7	36.207	25.073	26.264	30.441	1'57.985	200,0	9:12'38.021
8	37.032	25.368	26.319	29.195	1'57.914	198,9	9:14'36.006
9	36.270	25.390	26.016	28.904	1'56.580	200,4	9:16'33.920
10	36.095	25.081	26.005	28.918	1'56.099	199,6	9:18'30.500
11	36.186	24.974	25.845	28.892	1'55.897	<b>200,7</b>	9:20'26.599
12	<b>35.867</b>	25.068	<b>25.654</b>	28.790	1'55.379	199,6	9:22'22.496
13	35.993	<b>24.775</b>	25.717	<b>28.776</b>	<b>1'55.261</b>	200,0	9:24'17.875
							9:26'13.136

3° <b>25 J. PEDEMONTE (1'54.932)</b>							
Lap	Seg1	Seg2	Seg3	Seg4	Lap Time	km/h	Local Time
1	1'09.303	29.598	28.880	32.352	2'40.133P	182,1	9:00'24.385
2	38.448	27.739	27.216	30.466	2'03.869	187,5	9:03'04.518
3	36.381	27.525	27.803	33.647	2'05.356P	<b>205,7</b>	9:05'08.387
4	50.881	26.349	26.618	29.615	2'13.463P	198,2	9:07'13.743
5	36.309	25.779	26.072	29.320	1'57.480	197,8	9:09'27.206
6	35.670	25.420	26.411	29.187	1'56.688	201,9	9:11'24.686
7	36.042	25.353	25.928	28.989	1'56.312	199,3	9:13'21.374
8	35.649	25.261	<b>25.664</b>	28.796	1'55.370	199,3	9:15'17.686
9	35.433	25.116	<b>25.664</b>	28.750	1'54.963	202,6	9:17'13.056
10	<b>35.311</b>	25.136	25.757	28.728	<b>1'54.932</b>	203,0	9:19'08.019
11	35.541	25.199	26.340	29.010	1'56.090	201,1	9:21'02.951
12	35.577	25.080	25.835	<b>28.653</b>	1'55.145	199,3	9:22'59.041
13	35.462	<b>25.009</b>	25.702	28.873	1'55.046	199,3	9:24'54.186
							9:26'49.232

7° <b>8 T. RELPH (1'55.321)</b>							
Lap	Seg1	Seg2	Seg3	Seg4	Lap Time	km/h	Local Time
1	37.518	27.969	27.733	31.485	2'01.762	192,2	9:02'11.663
2	36.221	25.811	26.468	29.652	1'58.152	203,0	9:04'13.425
3	36.511	25.656	26.104	29.529	1'57.800	<b>203,8</b>	9:06'11.577
4	35.779	25.521	26.105	29.260	1'56.665	201,9	9:08'09.377
5	35.932	25.455	25.739	32.434	1'59.560P	201,9	9:10'06.042
6	3'13.219	25.544	26.287	29.549	4'34.599P	198,5	9:12'05.602
7	35.866	25.373	25.931	29.166	1'56.336	202,2	9:16'40.201
8	35.776	25.420	25.752	28.962	1'55.910	202,6	9:18'36.537
9	35.860	25.174	25.671	<b>28.652</b>	1'55.357	200,7	9:20'32.447
10	35.875	<b>25.044</b>	25.698	28.704	<b>1'55.321</b>	199,3	9:22'27.804
11	<b>35.588</b>	25.109	<b>25.658</b>	28.983	1'55.338	199,3	9:24'23.125
							9:26'18.463

4° <b>17 L. BOUDESSEUL (1'55.069)</b>							
Lap	Seg1	Seg2	Seg3	Seg4	Lap Time	km/h	Local Time
1	1'03.657	27.578	27.974	30.508	2'29.717P	197,4	9:00'56.673
2	36.672	26.038	26.921	30.354	1'59.985	200,0	9:03'26.390
3	37.206	25.453	26.309	29.340	1'58.308	200,4	9:05'26.375
4	35.659	25.176	25.960	29.225	1'56.020	201,5	9:07'24.683
5	36.208	25.457	27.310	28.931	1'57.906	201,5	9:09'20.703
6	35.321	25.109	<b>25.805</b>	28.834	<b>1'55.069</b>	201,9	9:11'18.609
7	35.610	25.281	26.728	32.212	1'59.831P	203,0	9:13'13.678
8	2'43.037	25.464	26.178	28.814	4'03.493P	201,9	9:15'13.509
9	35.233	<b>25.026</b>	27.024	29.710	1'56.993	201,9	9:19'17.002
10	<b>35.104</b>	25.296	26.241	29.218	1'55.859	<b>205,3</b>	9:21'13.995
							9:23'09.854

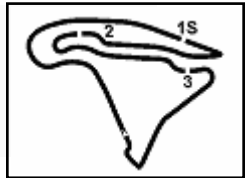
8° <b>15 C. JONES (1'55.423)</b>							
Lap	Seg1	Seg2	Seg3	Seg4	Lap Time	km/h	Local Time
1	53.893			31.919	2'24.446P	188,5	9:00'42.887
2	38.603	27.648	27.518	29.806	2'03.575	203,4	9:03'07.333
3	36.886	26.702	26.979	29.705	2'00.272	202,2	9:05'10.908
4	36.490	26.067	26.981	29.054	1'58.592	<b>204,2</b>	9:07'11.180
5	36.082	26.047	26.749	29.199	1'58.077	201,5	9:09'09.772
6	36.020	25.787	26.376	28.866	1'57.049	<b>204,2</b>	9:11'07.849
7	36.046	25.756	26.869	29.936	1'58.607	203,4	9:13'04.898
8	36.117	25.680	26.410	32.980	2'01.187P	200,7	9:15'03.505
9	2'45.756	26.357	27.156	29.041	4'08.310P	199,3	9:17'04.692
10	35.882	<b>25.354</b>	26.042	28.479	1'55.757	200,7	9:21'13.002
11	<b>35.521</b>	25.627	<b>25.833</b>	<b>28.442</b>	<b>1'55.423</b>	201,5	9:23'08.759
							9:25'04.182

05/09/2025 P = Pits In/Out - C = Lap Time Cancelled

These data/results cannot be reproduced, stored and/or transmitted in whole or in part by any manner of electronic, mechanical, photocopying, recording, broadcasting or otherwise now known or herein after developed without the previous express consent by the copyright owner, except for reproduction in daily press and regular printed publications on sale to the public within 60 days of the event related to those data/results and always provided that copyright symbol appears together as follows below.

© DORNA WSBK ORGANIZATION Srl 2025





**French Round, 5-7 September 2025**  
**Chronological Analysis Free Practice**

9° 83 A. MADRIGAL [1'55.561]							
Lap	Seg.1	Seg.2	Seg.3	Seg.4	Lap Time	km/h	Local Time
1	1'13.891	30.838	29.780	32.859	2'47.368P	171,2	9:02'59.199
2	38.758	28.998	27.863	30.573	2'06.192	189,1	9:05'05.391
3	37.075	26.887	27.401	29.695	2'01.058	198,9	9:07'06.449
4	36.082	26.055	27.124	29.772	1'59.033	202,6	9:09'05.482
5	36.454	30.183	26.741	29.520	2'02.898	203,0	9:11'08.380
6	35.956	25.626	26.393	<b>28.994</b>	1'56.969	204,9	9:13'05.349
7	36.065	26.203	27.120	30.268	1'59.656	204,9	9:15'05.005
8	36.191	30.576	28.474	31.792	2'07.033	<b>206,9</b>	9:17'12.038
9	36.577	30.573	27.701	30.728	2'05.579	199,6	9:19'17.617
10	35.883	25.548	26.320	29.015	1'56.766	201,9	9:21'14.383
11	35.605	25.110	<b>25.999</b>	29.038	1'55.752	202,6	9:23'10.135
12	<b>35.453</b>	<b>24.933</b>	26.044	29.131	<b>1'55.561</b>	203,8	9:25'05.696

11	<b>35.633</b>	25.782	26.133	29.139	1'56.687	<b>207,7</b>	9:22'40.983
12	35.724	25.387	25.903	29.216	1'56.230	205,3	9:24'37.213
13	35.896	25.211	26.655	30.797	1'58.559	203,8	9:26'35.772

10° 21 A. LEWIS [1'55.695]							
Lap	Seg.1	Seg.2	Seg.3	Seg.4	Lap Time	km/h	Local Time
1	55.575	27.815	27.535	31.203	2'22.128P	190,1	9:03'04.025
2	37.712	26.882	27.244	29.980	2'01.818	200,4	9:05'05.843
3	36.666	26.387	26.933	30.146	2'00.132	204,2	9:07'05.975
4	35.778	25.966	26.255	29.880	1'57.879	204,9	9:09'03.854
5	35.406	26.604	26.211	29.478	1'57.699	<b>206,1</b>	9:11'01.553
6	35.485	25.618	25.983	29.288	1'56.374	201,9	9:12'57.927
7	35.220	25.399	<b>25.828</b>	29.248	<b>1'55.695</b>	205,3	9:14'53.622
8	<b>35.212</b>	25.987	27.291	29.933	1'58.423	202,2	9:16'52.045
9	35.698	25.284	25.893	29.104	1'55.979	200,0	9:18'48.024
10	35.583	<b>25.126</b>	26.194	<b>29.052</b>	1'55.955	200,7	9:20'43.979
11	35.357	25.734	26.233	29.233	1'56.557	200,7	9:22'40.536
12	35.785	25.496	25.877	29.321	1'56.479	200,4	9:24'37.015
13	35.429	25.299	26.357	29.254	1'56.339	203,4	9:26'33.354

13° 46 P. RUIZ [1'56.283]							
Lap	Seg.1	Seg.2	Seg.3	Seg.4	Lap Time	km/h	Local Time
1	54.733	30.345	28.467	31.494	2'25.039P	177,6	9:01'34.803
2	38.044	27.455	27.293	30.044	2'02.836	201,9	9:03'59.842
3	37.273	26.558	26.510	29.591	1'59.932	200,4	9:08'02.610
4	36.453	26.288	26.802	29.366	1'58.909	200,7	9:10'01.519
5	36.973	26.202	26.718	29.249	1'59.142	197,4	9:12'00.661
6	36.201	26.370	26.583	29.312	1'58.466	199,6	9:13'59.127
7	36.175	25.786	26.363	29.141	1'57.465	199,3	9:15'56.592
8	36.052	25.591	26.189	<b>29.002</b>	1'56.834	198,9	9:17'53.426
9	36.139	25.779	26.579	29.060	1'57.557	199,6	9:19'50.983
10	<b>35.491</b>	25.394	<b>25.983</b>	30.338	1'57.206	<b>202,6</b>	9:21'48.189
11	36.476	25.384	26.163	29.033	1'57.056	198,9	9:23'45.245
12	35.692	<b>25.370</b>	26.084	29.137	<b>1'56.283</b>	198,9	9:25'41.528

11° 37 L. VIEILLARD [1'55.740]							
Lap	Seg.1	Seg.2	Seg.3	Seg.4	Lap Time	km/h	Local Time
1	56.569	28.509	27.508	31.060	2'23.646P	173,6	8:59'48.893
2	36.612	26.970	26.865	29.830	2'00.277	194,6	9:04'12.816
3	36.005	25.999	26.207	29.418	1'57.629	198,5	9:06'10.445
4	36.824	25.895	26.026	29.182	1'57.927	196,7	9:08'08.372
5	35.955	25.456	25.903	29.116	1'56.430	197,4	9:10'04.802
6	35.826	25.416	25.790	29.399	1'56.431	197,8	9:12'01.233
7	<b>35.651</b>	26.377	26.242	33.082	2'01.352P	198,2	9:14'02.585
8	2'13.124	25.985	26.352	29.266	3'34.727P	196,0	9:17'37.312
9	36.013	25.426	26.049	29.008	1'56.496	197,8	9:19'33.808
10	35.834	<b>25.344</b>	25.754	<b>28.808</b>	<b>1'55.740</b>	198,2	9:21'29.548
11	35.723	25.396	26.021	28.891	1'56.031	198,2	9:23'25.579
12	35.879	25.374	<b>25.584</b>	29.394	1'56.231	<b>199,3</b>	9:25'21.810

14° 14 M. DOBBS [1'56.296]							
Lap	Seg.1	Seg.2	Seg.3	Seg.4	Lap Time	km/h	Local Time
1	36.857	26.464	26.869	29.696	1'59.886	198,9	9:04'12.088
2	36.692	26.424	26.468	29.549	1'59.133	200,0	9:06'11.221
3	36.311	25.791	26.357	29.252	1'57.711	204,5	9:08'08.932
4	36.235	25.979	26.231	29.299	1'57.744	201,5	9:10'06.676
5	35.869	25.811	25.893	29.453	1'57.026	<b>205,3</b>	9:12'03.702
6	35.921	25.546	26.366	29.683	1'57.516	202,6	9:14'01.218
7	<b>35.862</b>	25.535	<b>25.691</b>	29.208	<b>1'56.296</b>	201,5	9:15'57.514
8	35.891	<b>25.365</b>	26.127	34.531	2'01.914P	203,0	9:17'59.428
9	3'33.658	25.896	26.376	29.494	4'55.424P	198,5	9:22'54.852
10	36.148	25.507	25.980	<b>29.190</b>	1'56.825	200,4	9:24'51.677
11	35.988	25.739	26.636	30.344	1'58.707	200,7	9:26'50.384

12° 52 J. HOWDEN [1'55.934]							
Lap	Seg.1	Seg.2	Seg.3	Seg.4	Lap Time	km/h	Local Time
1	1'12.919	30.312	29.951	32.857	2'46.039P	190,5	9:03'00.145
2	38.175	27.615	27.586	30.548	2'03.924	203,4	9:05'04.069
3	36.804	26.599	26.898	29.746	2'00.047	202,6	9:07'04.116
4	36.433	26.004	26.559	29.309	1'58.305	202,2	9:09'02.421
5	36.272	25.884	26.441	29.188	1'57.785	204,2	9:11'00.206
6	35.870	25.551	26.232	28.957	1'56.610	205,3	9:12'56.816
7	36.042	25.272	26.023	<b>28.909</b>	1'56.246	203,0	9:14'53.062
8	35.788	25.667	27.358	30.480	1'59.293	202,6	9:16'52.355
9	35.793	25.303	<b>25.899</b>	28.939	<b>1'55.934</b>	204,5	9:18'48.289
10	35.754	<b>25.202</b>	26.045	29.006	1'56.007	205,7	9:20'44.296

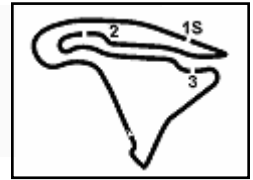
15° 36 B. NEILA [1'56.516]							
Lap	Seg.1	Seg.2	Seg.3	Seg.4	Lap Time	km/h	Local Time
1	1'06.094	32.133	31.822	42.388	2'52.437P	161,4	9:04'04.132
2	12'12.149	27.715	28.737	31.495	13'40.096P	199,6	9:17'44.228
3	37.883	27.505	28.015	30.457	2'03.860	200,0	9:19'48.088
4	37.005	26.586	27.119	29.915	2'00.625	201,9	9:21'48.713
5	36.265	26.551	26.794	29.300	1'58.910	<b>208,9</b>	9:23'47.623
6	<b>36.185</b>	<b>25.420</b>	<b>26.097</b>	<b>28.814</b>	<b>1'56.516</b>	201,9	9:25'44.139

16° 4 E. BONDI [1'56.633]							
Lap	Seg.1	Seg.2	Seg.3	Seg.4	Lap Time	km/h	Local Time
1	52.699	28.225	28.552	31.319	2'20.795P	200,4	9:03'12.015
2	37.013	26.182	27.305	30.416	2'00.916	201,1	9:05'12.931
3	36.603	26.689	27.674	29.826	2'00.792	202,6	9:07'13.723
4	36.803	25.872	27.238	29.885	1'59.798	200,7	9:09'13.521
5	36.567	25.836	27.265	30.024	1'59.692	199,6	9:11'13.213
6	36.473	25.731	26.907	29.685	1'58.796	200,0	9:13'12.009
7	36.282	25.575	26.983	29.684	1'58.524	199,3	9:15'10.533
8	36.438	25.635	26.931	29.593	1'58.597	198,9	9:17'09.130
9	36.233	25.608	26.970	29.292	1'58.103	199,6	9:19'07.233
10	36.186	25.801	26.329	29.334	1'57.650	201,5	9:21'04.883
11	35.766	25.576	<b>26.176</b>	29.176	1'56.694	200,7	9:23'01.577
12	<b>35.501</b>	<b>25.529</b>	26.716	<b>28.887</b>	<b>1'56.633</b>	<b>203,4</b>	9:24'58.210
13	36.012	25.551	26.933	29.518	1'58.014	198,2	9:26'56.224

05/09/2025 P = Pits In/Out - C = Lap Time Cancelled

These data/results cannot be reproduced, stored and/or transmitted in whole or in part by any manner of electronic, mechanical, photocopying, recording, broadcasting or otherwise now known or herein after developed without the previous express consent by the copyright owner, except for reproduction in daily press and regular printed publications on sale to the public within 60 days of the event related to those data/results and always provided that copyright symbol appears together as follows below.

© DORNA WSBK ORGANIZATION Srl 2025



French Round, 5-7 September 2025  
Chronological Analysis Free Practice

17° 16 L. MICHEL [1'56.846]							
Lap	Seg1	Seg2	Seg3	Seg4	Lap Time	km/h	Local Time
1	1'04.325	30.925	29.717	33.048	2'38.015P	170,3	9:00'23.557
2	37.730	28.268	28.715	31.131	2'05.844	194,6	9:05'07.416
3	36.965	27.149	27.364	30.325	2'01.803	203,8	9:07'09.219
4	36.758	26.550	26.955	29.794	2'00.057	203,4	9:09'09.276
5	36.611	26.739	26.979	29.617	1'59.946	198,5	9:11'09.222
6	36.011	25.914	26.407	29.314	1'57.646	206,5	9:13'06.868
7	35.911	26.077	26.493	30.087	1'58.568	204,5	9:15'05.436
8	35.918	26.391	26.481	32.896	2'01.686P	<b>207,7</b>	9:17'07.122
9	50.555	25.857	26.411	30.265	2'13.088P	205,3	9:19'20.210
10	35.984	25.767	26.413	29.188	1'57.352	204,9	9:21'17.562
11	<b>35.789</b>	<b>25.608</b>	<b>26.304</b>	29.145	<b>1'56.846</b>	203,4	9:23'14.408
12	36.097	25.906	26.386	<b>29.041</b>	1'57.430	197,1	9:25'11.838

18° 33 C. LIU [1'57.352]							
Lap	Seg1	Seg2	Seg3	Seg4	Lap Time	km/h	Local Time
1	57.595	30.605	29.122	31.541	2'28.863P	180,0	9:00'44.308
2	38.770	26.747	28.174	30.422	2'04.113	197,4	9:05'17.284
3	37.803	26.131	27.560	30.236	2'01.730	195,7	9:07'19.014
4	37.140	26.295	27.002	30.805	2'01.242	200,4	9:09'20.256
5	37.590	26.113	26.879	30.248	2'00.830	199,6	9:11'21.086
6	37.126	26.040	27.034	<b>29.834</b>	2'00.034	197,8	9:13'21.120
7	36.855	25.963	26.636	<b>29.466</b>	1'58.920	199,6	9:15'20.040
8	36.768	25.889	26.728	29.655	1'59.040	199,3	9:17'19.080
9	36.847	25.863	26.705	29.768	1'59.183	195,3	9:19'18.263
10	36.689	25.631	26.581	29.632	1'58.533	198,5	9:21'16.796
11	36.674	25.930	26.413	29.569	1'58.586	196,4	9:23'15.382
12	<b>36.099</b>	<b>25.461</b>	<b>26.235</b>	29.557	<b>1'57.352</b>	<b>200,7</b>	9:25'12.734

19° 19 A. OUREDNICKOVA [1'57.554]							
Lap	Seg1	Seg2	Seg3	Seg4	Lap Time	km/h	Local Time
1	1'00.090	29.877	30.668	33.878	2'34.513P	194,2	9:00'00.174
2	38.972	28.119	28.898	31.970	2'07.959	197,1	9:04'42.646
3	37.629	27.037	27.679	30.840	2'03.185	199,3	9:06'45.831
4	37.107	26.803	27.015	29.985	2'00.910	198,9	9:08'46.741
5	36.849	26.540	27.046	29.938	2'00.373	197,8	9:10'47.114
6	36.689	25.966	26.803	29.931	1'59.389	197,8	9:12'46.503
7	36.710	26.238	26.767	29.932	1'59.647	197,8	9:14'46.150
8	36.999	26.201	26.592	29.573	1'59.365	198,9	9:16'45.515
9	36.447	26.056	26.599	<b>29.502</b>	1'58.604	198,9	9:18'44.119
10	36.489	<b>25.529</b>	26.538	29.699	1'58.255	200,7	9:20'42.374
11	37.089	25.854	26.373	29.814	1'59.130	200,4	9:22'41.504
12	<b>36.054</b>	25.618	<b>26.272</b>	29.610	<b>1'57.554</b>	<b>202,2</b>	9:24'39.058
13	36.240	25.994	26.957	29.839	1'59.030	201,5	9:26'38.088

20° 99 I. CARRENO [1'57.970]							
Lap	Seg1	Seg2	Seg3	Seg4	Lap Time	km/h	Local Time
1	1'06.659	32.584	32.555	34.131	2'45.929P	180,0	9:00'07.294
2	40.078	27.887	28.404	31.063	2'07.432	196,4	9:05'00.655
3	37.613	26.828	27.535	30.954	2'02.930	198,2	9:07'03.585
4	37.109	26.661	26.958	29.958	2'00.686	201,5	9:09'04.271
5	36.352	26.102	26.696	29.863	1'59.013	201,5	9:11'03.284
6	36.404	26.574	27.073	35.215	2'05.266P	<b>203,0</b>	9:13'08.550
7	1'42.875	32.575	30.953	35.896	3'22.299P	166,2	9:16'30.849
8	40.117	25.959	26.867	30.195	2'03.138	193,5	9:18'33.987
9	37.709	26.509	26.631	<b>29.618</b>	2'00.467	194,2	9:20'34.454
10	36.326	25.696	<b>26.129</b>	29.819	<b>1'57.970</b>	197,8	9:22'32.424
11	<b>36.282</b>	<b>25.526</b>	26.600	29.882	1'58.290	200,4	9:24'30.714

21° 76 J. HANKS-ELLIOTT [1'58.149]							
Lap	Seg1	Seg2	Seg3	Seg4	Lap Time	km/h	Local Time
1	1'09.521	30.255	29.870	33.269	2'42.915P	192,5	9:00'17.901
2	37.805	27.871	27.681	30.570	2'03.927	201,5	9:05'04.743
3	36.640	26.872	27.401	29.856	2'00.769	202,2	9:07'05.512
4	36.385	26.312	26.996	29.972	1'59.665	202,6	9:09'05.177
5	36.054	26.064	26.821	31.590	2'00.529	<b>203,8</b>	9:11'05.706
6	36.319	26.099	<b>26.712</b>	29.915	1'59.045	200,4	9:13'04.751
7	36.569	26.091	27.033	29.902	1'59.595	202,6	9:15'04.346
8	36.195	25.993	26.959	29.954	1'59.101	199,6	9:17'03.447
9	36.422	26.108	27.193	29.708	1'59.431	196,4	9:19'02.878
10	36.217	25.960	26.951	29.370	1'58.498	196,7	9:21'01.376
11	36.086	26.021	27.083	29.402	1'58.592	197,1	9:22'59.968
12	36.295	25.992	27.771	<b>29.189</b>	1'59.247	199,3	9:24'59.215
13	<b>35.891</b>	<b>25.893</b>	26.957	29.408	<b>1'58.149</b>	199,3	9:26'57.364

22° 32 S. LLOYD [1'58.370]							
Lap	Seg1	Seg2	Seg3	Seg4	Lap Time	km/h	Local Time
1	1'02.332	32.306	30.156	32.882	2'37.676P	166,7	9:00'25.935
2	38.025	28.824	28.563	31.304	2'06.716	199,3	9:05'10.327
3	37.508	28.298	28.827	30.981	2'05.614	192,2	9:07'15.941
4	36.828	27.055	27.514	30.808	2'02.205	204,2	9:09'18.146
5	36.886	27.003	28.009	31.608	2'03.506	201,5	9:11'21.652
6	36.702	26.993	27.394	30.388	2'01.477	204,2	9:13'23.129
7	36.242	26.349	27.056	30.144	1'59.791	204,5	9:15'22.920
8	35.892	26.602	26.714	30.357	1'59.565	203,4	9:17'22.485
9	35.853	26.503	26.761	29.945	1'59.062	<b>206,9</b>	9:19'21.547
10	35.636	26.259	26.939	30.386	1'59.220	206,1	9:21'20.767
11	<b>35.606</b>	<b>26.010</b>	<b>26.653</b>	30.101	<b>1'58.370</b>	203,8	9:23'19.137
12	35.674	26.306	27.278	<b>29.781</b>	1'59.039	204,2	9:25'18.176

23° 28 D. ONGARO [1'59.290]							
Lap	Seg1	Seg2	Seg3	Seg4	Lap Time	km/h	Local Time
1	1'05.168	29.927	29.249	32.329	2'36.673P	197,1	9:00'19.315
2	38.124	27.411	27.601	30.669	2'03.805	201,5	9:04'59.793
3	37.163	26.655	27.410	30.514	2'01.742	198,2	9:07'01.535
4	37.097	26.719	27.181	30.111	2'01.108	198,5	9:09'02.643
5	36.577	26.369	27.024	30.049	2'00.019	<b>205,3</b>	9:11'02.662
6	36.653	26.457	27.135	30.125	2'00.370	203,4	9:13'03.032
7	36.857	26.488	26.999	31.238	2'01.582	200,7	9:15'04.614
8	<b>36.475</b>	<b>26.200</b>	26.660	<b>29.955</b>	<b>1'59.290</b>	204,5	9:17'03.904
9	36.620	26.205	<b>26.627</b>	29.986	1'59.438	204,2	9:19'03.342
10	37.229	26.835	27.826	35.565	2'07.455P	202,2	9:21'10.797
11	2'00.052	26.673	26.916	30.190	3'23.831P	202,6	9:24'34.628
12	36.654	26.256	26.873	30.144	1'59.927	201,9	9:26'34.555

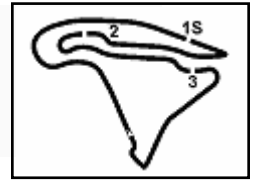
24° 66 K. HAND [1'59.649]							
Lap	Seg1	Seg2	Seg3	Seg4	Lap Time	km/h	Local Time
1	58.722	30.898	30.012	33.252	2'32.884P	147,5	9:00'42.827
2	41.045	28.714	28.525	32.122	2'10.406	186,2	9:05'26.117
3	38.215	27.505	28.046	31.844	2'05.610	200,7	9:07'31.727
4	37.610	27.584	27.944	31.284	2'04.422	201,1	9:09'36.149
5	37.293	27.032	27.384	30.776	2'02.485	200,4	9:11'38.634
6	37.291	27.118	27.325	31.067	2'02.801	200,0	9:13'41.435
7	36.942	26.612	27.305	30.682	2'01.541	200,4	9:15'42.976
8	36.722	26.647	27.206	31.229	2'01.804	201,5	9:17'44.780
9	37.381	26.602	27.064	30.762	2'01.809	200,0	9:19'46.589
10	36.798	26.488	27.262	30.898	2'01.446	200,0	9:21'48.035

05/09/2025 P = Pits In/Out - C = Lap Time Cancelled

These data/results cannot be reproduced, stored and/or transmitted in whole or in part by any manner of electronic, mechanical, photocopying, recording, broadcasting or otherwise now known or herein after developed without the previous express consent by the copyright owner, except for reproduction in daily press and regular printed publications on sale to the public within 60 days of the event related to those data/results and always provided that copyright symbol appears together as follows below.

© DORNA WSBK ORGANIZATION Srl 2025





Magny-Cours 4.411 m

4 / 4

**French Round, 5-7 September 2025**  
**Chronological Analysis Free Practice**

11	36.822	26.447	27.686	<b>30.208</b>	2'01.163	201,5	9:23'49.198
12	<b>36.380</b>	<b>26.153</b>	<b>26.786</b>	30.330	<b>1'59.649</b>	<b>203,4</b>	9:25'48.847

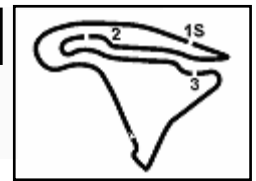
<b>25° 22 M. SIMOES [1'59.933]</b>							
Lap	Seg.1	Seg.2	Seg.3	Seg.4	Lap Time	km/h	Local Time
							9:01'08.464
1	1'03.612	31.167	32.692	38.079	2'45.550P	179,4	9:03'54.014
2	41.635	29.537	30.944	33.560	2'15.676	192,9	9:06'09.690
3	39.528	27.877	30.138	32.019	2'09.562	199,6	9:08'19.252
4	38.845	27.414	29.120	31.494	2'06.873	195,7	9:10'26.125
5	38.278	27.150	28.739	31.577	2'05.744	197,1	9:12'31.869
6	37.904	26.627	28.529	30.702	2'03.762	196,7	9:14'35.631
7	37.667	26.611	28.231	30.632	2'03.141	195,3	9:16'38.772
8	37.348	26.374	27.843	30.558	2'02.123	196,7	9:18'40.895
9	37.394	26.241	<b>27.420</b>	30.072	2'01.127	198,5	9:20'42.022
10	37.274	27.065	27.801	30.119	2'02.259	200,7	9:22'44.281
11	<b>36.692</b>	<b>26.012</b>	27.468	<b>29.761</b>	<b>1'59.933</b>	<b>203,0</b>	9:24'44.214
12	36.823	26.092	28.018	31.281	2'02.214	200,7	9:26'46.428

<b>26° 94 B. BARBERA [2'02.926]</b>							
Lap	Seg.1	Seg.2	Seg.3	Seg.4	Lap Time	km/h	Local Time
							9:00'34.694
1	1'04.125	30.739	31.179	34.481	2'40.524P	185,9	9:03'15.218
2	41.310	30.717	30.781	32.210	2'15.018	197,8	9:05'30.236
3	39.876	29.209	29.922	31.919	2'10.926	197,1	9:07'41.162
4	39.072	28.456	29.446	31.626	2'08.600	196,7	9:09'49.762
5	39.114	27.814	28.696	31.228	2'06.852	198,9	9:11'56.614
6	38.390	28.029	28.408	31.315	2'06.142	198,2	9:14'02.756
7	38.140	27.523	28.114	31.163	2'04.940	198,9	9:16'07.696
8	37.965	31.028	28.888	31.912	2'09.793	197,8	9:18'17.489
9	38.609	28.303	29.085	31.856	2'07.853	197,1	9:20'25.342
10	37.653	27.386	27.822	30.691	2'03.552	198,5	9:22'28.894
11	37.585	27.005	28.221	<b>30.543</b>	2'03.354	<b>199,6</b>	9:24'32.248
12	<b>37.063</b>	<b>26.975</b>	<b>27.700</b>	31.188	<b>2'02.926</b>	198,9	9:26'35.174

05/09/2025 P = Pits In/Out - C = Lap Time Cancelled

These data/results cannot be reproduced, stored and/or transmitted in whole or in part by any manner of electronic, mechanical, photocopying, recording, broadcasting or otherwise now known or herein after developed without the previous express consent by the copyright owner, except for reproduction in daily press and regular printed publications on sale to the public within 60 days of the event related to those data/results and always provided that copyright symbol appears together as follows below.

© DORNA WSBK ORGANIZATION Srl 2025



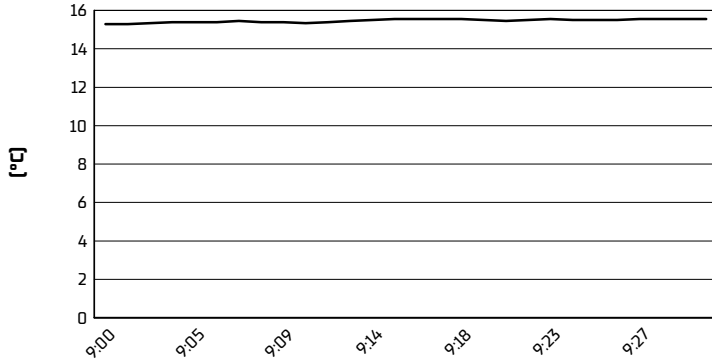
Magny-Cours 4.411 m

**French Round, 5-7 September 2025**

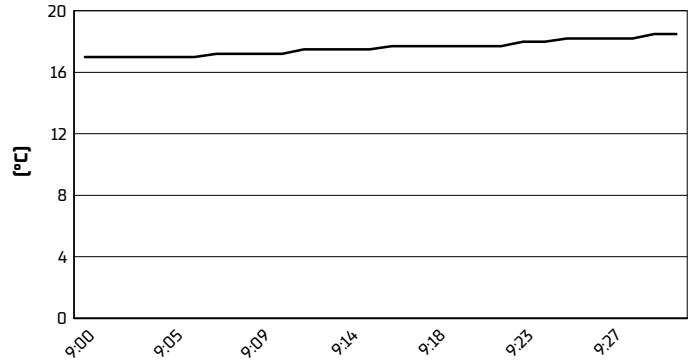
**Weather Report Free Practice**

Session started 09:00 - Session ended 9:31

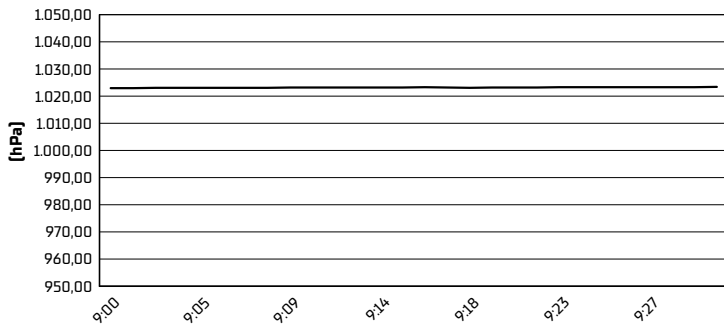
**Air Temperature**



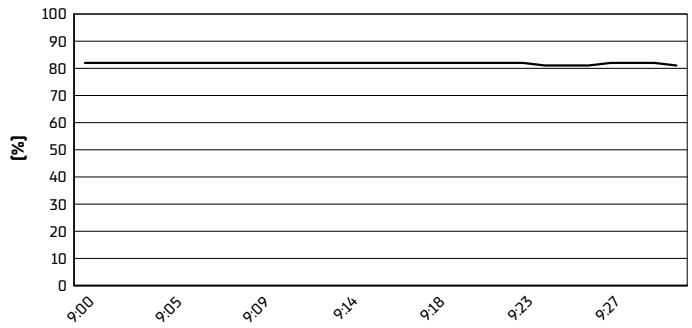
**Track Temperature**



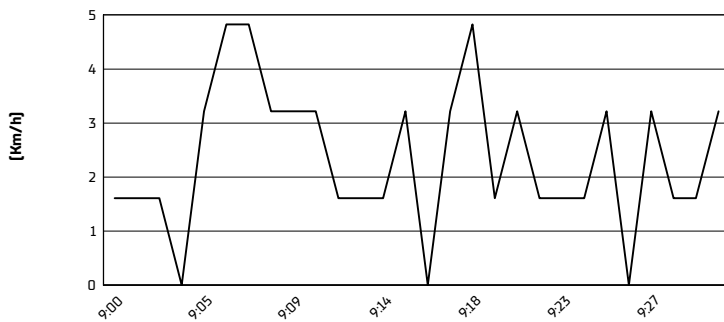
**Air Pressure**



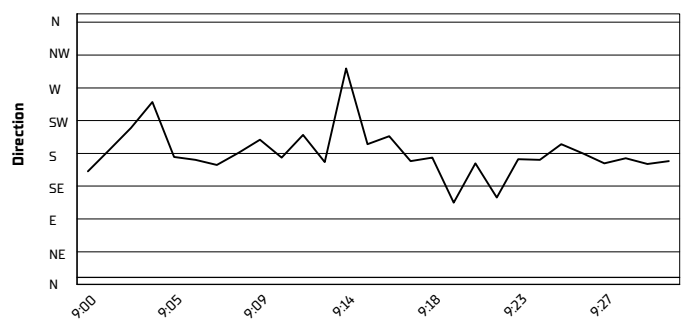
**Humidity**



**Wind Speed**



**Wind Direction**



05/09/2025  
These data/results cannot be reproduced, stored and/or transmitted in whole or in part by any manner of electronic, mechanical, photocopying, recording, broadcasting or otherwise now known or herein after developed without the previous express consent by the copyright owner, except for reproduction in daily press and regular printed publications on sale to the public within 60 days of the event related to those data/results and always provided that copyright symbol appears together as follows below.  
© DORNA WSBK ORGANIZATION Srl 2025

