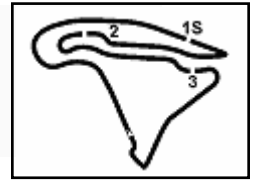

French Round, 5-7 September 2025
Chronological Analysis Free Practice

1° 6 M. HERRERA (1'54.074)								11	35.121	25.171	26.196	28.737	1'55.225	203,4	9:25'05.079	
Lap	Seg1	Seg2	Seg3	Seg4	Lap Time	km/h	Local Time									
1	56.598	29.419	28.368	33.192	2'27.577P	180,0	9:01'31.725									
2	37.516	27.045	26.987	30.075	2'01.623	201,1	9:03'59.302									
3	37.292	26.036	26.342	29.243	1'58.913	198,5	9:07'59.838									
4	36.454	25.551	25.925	28.756	1'56.686	198,9	9:09'56.524									
5	36.110	25.476	26.114	28.771	1'56.471	199,6	9:11'52.995									
6	35.809	25.261	25.963	28.421	1'55.454	200,7	9:13'48.449									
7	35.873	25.008	25.653	28.660	1'55.194	201,1	9:15'43.643									
8	36.059	25.828	27.337	36.344	2'05.568P	199,6	9:17'49.211									
9	1'28.937	25.976	26.036	2'49.630P	199,6	9:20'38.841										
10	35.492	25.021	25.543	28.305	1'54.361	201,5	9:22'33.202									
11	35.314	25.234	25.717	28.365	1'54.630	200,0	9:24'27.832									
12	35.490	24.889	25.509	28.186	1'54.074	200,4	9:26'21.906									
2° 64 S. SANCHEZ (1'54.642)								5° 96 R. PONZIANI (1'55.123)								
Lap	Seg1	Seg2	Seg3	Seg4	Lap Time	km/h	Local Time	Lap	Seg1	Seg2	Seg3	Seg4	Lap Time	km/h	Local Time	
1	1'11.749	30.472	29.892	32.736	2'44.849P	179,7	9:00'14.759	1	1'05.377	30.059	30.576	32.679	2'38.691P	153,8	9:03'51.531	
2	38.190	26.953	27.779	30.208	2'03.130	201,5	9:05'02.738	2	37.852	26.971	28.179	30.659	2'03.661	200,4	9:05'55.192	
3	36.426	26.416	27.456	30.027	2'00.325	201,9	9:07'03.063	3	36.707	25.573	26.857	29.444	1'58.581	200,4	9:07'53.773	
4	35.955	26.154	27.006	29.671	1'58.786	204,2	9:09'01.849	4	36.286	25.180	26.215	29.073	1'56.754	200,4	9:09'50.527	
5	36.401	25.700	26.598	29.325	1'58.024	199,6	9:10'59.873	5	37.434	25.433	26.369	28.915	1'58.151	200,7	9:11'48.678	
6	35.825	25.297	26.336	29.048	1'56.506	200,0	9:12'56.379	6	36.033	24.967	25.784	28.432	1'55.216	200,4	9:13'43.894	
7	35.612	25.013	26.139	28.774	1'55.538	200,4	9:14'51.917	7	36.154	25.716	26.906	34.714	2'03.490P	202,6	9:15'47.384	
8	35.540	26.848	29.532	31.238	2'03.158	201,1	9:16'55.075	8	2'15.918	25.212	26.046	28.944	3'36.120P	201,5	9:19'23.504	
9	35.396	24.912	25.947	28.746	1'55.001	202,6	9:18'50.076	9	35.608	24.849	26.112	28.554	1'55.123	205,3	9:21'18.627	
10	35.276	24.798	25.663	28.905	1'54.642	204,9	9:20'44.718	10	35.341	25.567	26.341	29.126	1'56.375	206,1	9:23'15.002	
11	35.917	27.966	26.012	29.896	1'59.791	181,5	9:22'44.509	11	35.426	25.581	26.237	28.698	1'55.942	202,6	9:25'10.944	
12	35.634	24.886	26.224	30.558	1'57.302	203,0	9:24'41.811									
13	35.251	24.969	26.278	29.034	1'55.532	203,4	9:26'37.343									
3° 25 J. PEDEMONTE (1'54.932)								6° 20 N. RIVERA (1'55.261)								
Lap	Seg1	Seg2	Seg3	Seg4	Lap Time	km/h	Local Time	Lap	Seg1	Seg2	Seg3	Seg4	Lap Time	km/h	Local Time	
1	1'09.303	29.598	28.880	32.352	2'40.133P	182,1	9:00'24.385	1	58.563	30.804	28.372	32.514	2'30.253P	193,2	9:02'39.909	
2	38.448	27.739	27.216	30.466	2'03.869	187,5	9:05'08.387	2	38.496	26.621	27.512	30.313	2'02.942	199,3	9:04'42.851	
3	36.381	27.525	27.803	33.647	2'05.356P	205,7	9:07'13.743	3	37.290	26.325	27.194	29.791	2'00.600	199,3	9:06'43.451	
4	50.881	26.349	26.618	29.615	2'13.463P	198,2	9:09'27.206	4	36.995	25.771	26.552	29.335	1'58.653	198,9	9:08'42.104	
5	36.309	25.779	26.072	29.320	1'57.480	197,8	9:11'24.686	5	36.582	25.674	26.709	29.253	1'58.218	198,5	9:10'40.322	
6	35.670	25.420	26.411	29.187	1'56.688	201,9	9:13'21.374	6	36.634	25.564	26.193	29.308	1'57.699	198,9	9:12'38.021	
7	36.042	25.353	25.928	28.989	1'56.312	199,3	9:15'17.686	7	36.207	25.073	26.264	30.441	1'57.985	200,0	9:14'36.006	
8	35.649	25.261	25.664	28.796	1'55.370	199,3	9:17'13.056	8	37.032	25.368	26.319	29.195	1'57.914	198,9	9:16'33.920	
9	35.433	25.116	25.664	28.750	1'54.963	202,6	9:19'08.019	9	36.270	25.390	26.016	28.904	1'56.580	200,4	9:18'30.500	
10	35.311	25.136	25.757	28.728	1'54.932	203,0	9:21'02.951	10	36.095	25.081	26.005	28.918	1'56.099	199,6	9:20'26.599	
11	35.541	25.199	26.340	29.010	1'56.090	201,1	9:22'59.041	11	36.186	24.974	25.845	28.892	1'55.897	200,7	9:22'22.496	
12	35.577	25.080	25.835	28.653	1'55.145	199,3	9:24'54.186	12	35.867	25.068	25.654	28.790	1'55.379	199,6	9:24'17.875	
13	35.462	25.009	25.702	28.873	1'55.046	199,3	9:26'49.232	13	35.993	24.775	25.717	28.776	1'55.261	200,0	9:26'13.136	
4° 17 L. BOUDESSEUL (1'55.069)								7° 8 T. RELPH (1'55.321)								
Lap	Seg1	Seg2	Seg3	Seg4	Lap Time	km/h	Local Time	Lap	Seg1	Seg2	Seg3	Seg4	Lap Time	km/h	Local Time	
1	1'03.657	27.578	27.974	30.508	2'29.717P	197,4	9:00'56.673	1	37.518	27.969	27.733	31.485	192,9	9:02'11.663		
2	36.672	26.038	26.921	30.354	1'59.985	200,0	9:05'26.375	2	36.221	25.811	26.468	29.652	1'58.152	203,0	9:04'13.425	
3	37.206	25.453	26.309	29.340	1'58.308	200,4	9:07'24.683	3	36.511	25.656	26.104	29.529	1'57.800	203,8	9:08'09.377	
4	35.659	25.176	25.960	29.225	1'56.020	201,5	9:09'20.703	4	35.779	25.521	26.105	29.260	1'56.665	201,9	9:10'06.042	
5	36.208	25.457	27.310	28.931	1'57.906	201,5	9:11'18.609	5	35.932	25.455	25.739	32.434	1'59.560P	201,9	9:12'05.602	
6	35.321	25.109	25.805	28.834	1'55.069	201,9	9:13'13.678	6	3'13.219	25.544	26.287	29.549	4'34.599P	198,5	9:16'40.201	
7	35.610	25.281	26.728	32.212	1'59.831P	203,0	9:15'13.509	7	35.866	25.373	25.931	29.166	1'56.336	202,2	9:18'36.537	
8	2'43.037	25.464	26.178	28.814	4'03.493P	201,9	9:19'17.002	8	35.776	25.420	25.752	28.962	1'55.910	202,6	9:20'32.447	
9	35.233	25.026	27.024	29.710	1'56.993	201,9	9:21'13.995	9	35.860	25.174	25.671	28.652	1'55.357	200,7	9:22'27.804	
10	35.104	25.296	26.241	29.218	1'55.859	205,3	9:23'09.854	10	35.875	25.044	25.698	28.704	1'55.321	199,3	9:24'23.125	
								11	35.588	25.109	25.658	28.983	1'55.338	199,3	9:26'18.463	
8° 15 C. JONES (1'55.423)																
Lap	Seg1	Seg2	Seg3	Seg4	Lap Time	km/h	Local Time	Lap	Seg1	Seg2	Seg3	Seg4	Lap Time	km/h	Local Time	
1	53.893						9:00'42.887	1	53.893				31.919	2'24.446P	188,5	9:03'07.333
2	38.603	27.648	27.518	29.806	2'03.575	203,4	9:05'10.908	2	38.603	27.648	27.518	29.806	2'03.575	203,4	9:05'10.908	
3	36.886	26.702	26.979	29.705	2'00.272	202,2	9:07'11.180	3	36.886	26.702	26.979	29.705	2'00.272	202,2	9:07'11.180	
4	36.490	26.067	26.981	29.054	1'58.592	204,2	9:09'09.772	4	36.490	26.067	26.981	29.054	1'58.592	204,2	9:09'09.772	
5	36.082	26.047	26.749	29.199	1'58.077	201,5	9:11'07.849	5	36.082	26.047	26.749	29.199	1'58.077	201,5	9:11'07.849	
6	36.020	25.787	26.376	28.866	1'57.049	204,2	9:13'04.898	6	36.020	25.787	26.376	28.866	1'57.049	204,2	9:13'04.898	
7	36.046	25.756	26.869	29.936	1'58.607	203,4	9:15'03.505	7	36.046	25.756	26.869	29.936	1'58.607	203,4	9:15'03.505	
8	36.117	25.680	26.410	32.980	2'01.187P	200,7	9:17'04.692	8	36.117	25.680	26.410	32.980	2'01.187P	200,7	9:17'04.692	
9	2'45.756	26.357	27.156	29.041	4'08.310P	199,3	9:21'13.002	9	2'45.756	26.357	27.156	29.041	4'08.310P	199,3	9:21'13.002	
10	35.882	25.354	26.042	28.479	1'55.757	20										



French Round, 5-7 September 2025 Chronological Analysis Free Practice

9° 83 A. MADRIGAL [1'55.561]							
Lap	Seg1	Seg2	Seg3	Seg4	Lap Time	km/h	Local Time

1	1'13.891	30.838	29.780	32.859	2'47.368P	171,2	9:02'59.199
2	38.758	28.998	27.863	30.573	2'06.192	189,1	9:05'05.391
3	37.075	26.887	27.401	29.695	2'01.058	198,9	9:07'06.449
4	36.082	26.055	27.124	29.772	1'59.033	202,6	9:09'05.482
5	36.454	30.183	26.741	29.520	2'02.898	203,0	9:11'08.380
6	35.956	25.626	26.393	28.994	1'56.969	204,9	9:13'05.349
7	36.065	26.203	27.120	30.268	1'59.656	204,9	9:15'05.005
8	36.191	30.576	28.474	31.792	2'07.033	206,9	9:17'12.038
9	36.577	30.573	27.701	30.728	2'05.579	199,6	9:19'17.617
10	35.883	25.548	26.320	29.015	1'56.766	201,9	9:21'14.383
11	35.605	25.110	25.999	29.038	1'55.752	202,6	9:23'10.135
12	35.453	24.933	26.044	29.131	1'55.561	203,8	9:25'05.696

10° 21 A. LEWIS [1'55.695]							
Lap	Seg1	Seg2	Seg3	Seg4	Lap Time	km/h	Local Time

1	55.575	27.815	27.535	31.203	2'22.128P	190,1	9:03'04.025
2	37.712	26.882	27.244	29.980	2'01.818	200,4	9:05'05.843
3	36.666	26.387	26.933	30.146	2'00.132	204,2	9:07'05.975
4	35.778	25.966	26.255	29.880	1'57.879	204,9	9:09'03.854
5	35.406	26.604	26.211	29.478	1'57.699	206,1	9:11'01.553
6	35.485	25.618	25.983	29.288	1'56.374	201,9	9:12'57.927
7	35.220	25.399	25.828	29.248	1'55.695	205,3	9:14'53.622
8	35.212	25.987	27.291	29.933	1'58.423	202,2	9:16'52.045
9	35.698	25.284	25.893	29.104	1'55.979	200,0	9:18'48.024
10	35.583	25.126	26.194	29.052	1'55.955	200,7	9:20'43.979
11	35.357	25.734	26.233	29.233	1'56.557	200,7	9:22'40.536
12	35.785	25.496	25.877	29.321	1'56.479	200,4	9:24'37.015
13	35.429	25.299	26.357	29.254	1'56.339	203,4	9:26'33.354

11° 37 L. VIEILLARD [1'55.740]							
Lap	Seg1	Seg2	Seg3	Seg4	Lap Time	km/h	Local Time

1	56.569	28.509	27.508	31.060	2'23.646P	173,6	8:59'48.893
2	36.612	26.970	26.865	29.830	2'00.277	194,6	9:04'12.816
3	36.005	25.999	26.207	29.418	1'57.629	198,5	9:06'10.445
4	36.824	25.895	26.026	29.182	1'57.927	196,7	9:08'08.372
5	35.955	25.456	25.903	29.116	1'56.430	197,4	9:10'04.802
6	35.826	25.416	25.790	29.399	1'56.431	197,8	9:12'01.233
7	35.651	26.377	26.242	33.082	2'01.352P	198,2	9:14'02.585
8	2'13.124	25.985	26.352	29.266	3'34.727P	196,0	9:17'37.312
9	36.013	25.426	26.049	29.008	1'56.496	197,8	9:19'33.808
10	35.834	25.344	25.754	28.808	1'55.740	198,2	9:21'29.548
11	35.723	25.396	26.021	28.891	1'56.031	198,2	9:23'25.579
12	35.879	25.374	25.584	29.394	1'56.231	199,3	9:25'21.810

12° 52 J. HOWDEN [1'55.934]							
Lap	Seg1	Seg2	Seg3	Seg4	Lap Time	km/h	Local Time

1	1'12.919	30.312	29.951	32.857	2'46.039P	190,5	9:03'00.145
2	38.175	27.615	27.586	30.548	2'03.924	203,4	9:05'04.069
3	36.804	26.599	26.898	29.746	2'00.047	202,6	9:07'04.116
4	36.433	26.004	26.559	29.309	1'58.305	202,2	9:09'02.421
5	36.272	25.884	26.441	29.188	1'57.785	204,2	9:11'00.206
6	35.870	25.551	26.232	28.957	1'56.610	205,3	9:12'56.816
7	36.042	25.272	26.023	28.909	1'56.246	203,0	9:14'53.062
8	35.788	25.667	27.358	30.480	1'59.293	202,6	9:16'52.355
9	35.793	25.303	25.899	28.939	1'55.934	204,5	9:18'48.289
10	35.754	25.202	26.045	29.006	1'56.007	205,7	9:20'44.296

11	35.633	25.782	26.133	29.139	1'56.687	207,7	9:22'40.983
12	35.724	25.387	25.903	29.216	1'56.230	205,3	9:24'37.213
13	35.896	25.211	26.655	30.797	1'58.559	203,8	9:26'35.772

13° 46 P. RUIZ [1'56.283]							
Lap	Seg1	Seg2	Seg3	Seg4	Lap Time	km/h	Local Time

1	54.733	30.345	28.467	31.494	2'25.039P	177,6	9:03'59.842
2	38.044	27.455	27.293	30.044	2'02.836	201,9	9:06'02.678
3	37.273	26.558	26.510	29.591	1'59.932	200,4	9:08'02.610
4	36.453	26.288	26.802	29.366	1'58.909	200,7	9:10'01.519
5	36.973	26.202	26.718	29.249	1'59.142	197,4	9:12'00.661
6	36.201	26.370	26.583	29.312	1'58.466	199,6	9:13'59.127
7	36.175	25.786	26.363	29.141	1'57.465	199,3	9:15'56.592
8	36.052	25.591	26.189	29.002	1'56.834	198,9	9:17'53.426
9	36.139	25.779	26.579	29.060	1'57.557	199,6	9:19'50.983
10	35.491	25.394	25.983	30.338	1'57.206	202,6	9:21'48.189
11	36.476	25.384	26.163	29.033	1'57.056	198,9	9:23'45.245
12	35.692	25.370	26.084	29.137	1'56.283	198,9	9:25'41.528

14° 14 M. DOBBS [1'56.296]							
Lap	Seg1	Seg2	Seg3	Seg4	Lap Time	km/h	Local Time

1	36.857	26.464	26.869	29.696	1'59.886	198,9	9:04'12.088
2	36.692	26.424	26.468	29.549	1'59.133	200,0	9:06'11.221
3	36.311	25.791	26.357	29.252	1'57.711	204,5	9:08'08.932
4	36.235	25.979	26.231	29.299	1'57.744	201,5	9:10'06.676
5	35.869	25.811	25.893	29.453	1'57.026	205,3	9:12'03.702
6	35.921	25.546	26.366	29.683	1'57.516	202,6	9:14'01.218
7	35.862	25.535	25.691	29.208	1'56.296	201,5	9:15'57.514
8	35.891	25.365	26.127	34.531	2'01.914P	203,0	9:17'59.428
9	3'33.658	25.896	26.376	29.494	4'55.424P	198,5	9:22'54.852
10	36.148	25.507	25.980	29.190	1'56.825	200,4	9:24'51.677
11	35.988	25.739	26.636	30.344	1'58.707	200,7	9:26'50.384

15° 36 B. NEILA [1'56.516]							
Lap	Seg1	Seg2	Seg3	Seg4	Lap Time	km/h	Local Time

1	1'06.094	32.133	31.822	42.388	2'52.437P	161,4	9:04'04.132
2	12'12.149	27.715	28.737	31.495	13'40.096P	199,6	9:17'44.228
3	37.883	27.505	28.015	30.457	2'03.860	200,0	9:19'48.088
4	37.005	26.586	27.119	29.915	2'00.625	201,9	9:21'48.713
5	36.265	26.551	26.794	29.300	1'58.910	208,9	9:23'47.623
6	36.185	25.420	26.097	28.814	1'56.516	201,9	9:25'44.139

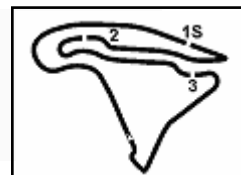
16° 4 E. BONDI [1'56.633]							
Lap	Seg1	Seg2	Seg3	Seg4	Lap Time	km/h	Local Time

1	52.699	28.225	28.552	31.319	2'20.795P	200,4	9:03'12.015
2	37.013	26.182	27.305	30.416	2'00.916	201,1	9:05'12.931
3	36.603	26.689	27.674	29.826	2'00.792	202,6	9:07'13.723
4	36.803	25.872	27.238	29.885	1'59.798	200,7	9:09'13.521
5	36.567	25.836	27.265	30.024	1'59.692	199,6	9:11'13.213
6	36.473	25.731	26.907	29.685	1'58.796	200,0	9:13'12.009
7	36.282	25.575	26.983	29.684	1'58.524	199,3	9:15'10.533
8	36.438	25.635	26.931	29.593	1'58.597	198,9	9:17'09.130
9	36.233	25.608	26.970	29.292	1'58.103	199,6	9:19'07.233
10	36.186	25.801	26.329	29.334	1'57.650	201,5	9:21'04.883
11	35.766	25.576	26.176	29.176	1'56.694	200,7	9:23'01.577
12	35.501	25.529	26.716	28.887	1'56.633	203,4	9:24'58.210
13	36.012	25.551	26.933	29.518	1'58.014	198,2	9:26'56.224

05/09/2025 P = Pits In/Out - C = Lap Time Cancelled

These data/results cannot be reproduced, stored and/or transmitted in whole or in part by any manner of electronic, mechanical, photocopying, recording, broadcasting or otherwise now known or herein after developed without the previous express consent by the copyright owner, except for reproduction in daily press and regular printed publications on sale to the public within 60 days of the event related to those data/results and always provided that copyright symbol appears together as follows below.

© DORNA WSBK ORGANIZATION Srl 2025



French Round, 5-7 September 2025
Chronological Analysis Free Practice

17° 16 L. MICHEL [1'56.846]							
Lap	Seg.1	Seg.2	Seg.3	Seg.4	Lap Time	km/h	Local Time
							9:00'23.557
1	1'04.325	30.925	29.717	33.048	2'38.015P	170,3	9:03'01.572
2	37.730	28.268	28.715	31.131	2'05.844	194,6	9:05'07.416
3	36.965	27.149	27.364	30.325	2'01.803	203,8	9:07'09.219
4	36.758	26.550	26.955	29.794	2'00.057	203,4	9:09'09.276
5	36.611	26.739	26.979	29.617	1'59.946	198,5	9:11'09.222
6	36.011	25.914	26.407	29.314	1'57.646	206,5	9:13'06.868
7	35.911	26.077	26.493	30.087	1'58.568	204,5	9:15'05.436
8	35.918	26.391	26.481	32.896	2'01.686P	207,7	9:17'07.122
9	50.555	25.857	26.411	30.265	2'13.088P	205,3	9:19'20.210
10	35.984	25.767	26.413	29.188	1'57.352	204,9	9:21'17.562
11	35.789	25.608	26.304	29.145	1'56.846	203,4	9:23'14.408
12	36.097	25.906	26.386	29.041	1'57.430	197,1	9:25'11.838

18° 33 C. LIU [1'57.352]							
Lap	Seg.1	Seg.2	Seg.3	Seg.4	Lap Time	km/h	Local Time
							9:00'44.308
1	57.595	30.605	29.122	31.541	2'28.863P	180,0	9:03'13.171
2	38.770	26.747	28.174	30.422	2'04.113	197,4	9:05'17.284
3	37.803	26.131	27.560	30.236	2'01.730	195,7	9:07'19.014
4	37.140	26.295	27.002	30.805	2'01.242	200,4	9:09'20.256
5	37.590	26.113	26.879	30.248	2'00.830	199,6	9:11'21.086
6	37.126	26.040	27.034	29.834	2'00.034	197,8	9:13'21.120
7	36.855	25.963	26.636	29.466	1'58.920	199,6	9:15'20.040
8	36.768	25.889	26.728	29.655	1'59.040	199,3	9:17'19.080
9	36.847	25.863	26.705	29.768	1'59.183	195,3	9:19'18.263
10	36.689	25.631	26.581	29.632	1'58.533	198,5	9:21'16.796
11	36.674	25.930	26.413	29.569	1'58.586	196,4	9:23'15.382
12	36.099	25.461	26.235	29.557	1'57.352	200,7	9:25'12.734

19° 19 A. OUREDNICKOVA [1'57.554]							
Lap	Seg.1	Seg.2	Seg.3	Seg.4	Lap Time	km/h	Local Time
							9:00'00.174
1	1'00.090	29.877	30.668	33.878	2'34.513P	194,2	9:02'34.687
2	38.972	28.119	28.898	31.970	2'07.959	197,1	9:04'42.646
3	37.629	27.037	27.679	30.840	2'03.185	199,3	9:06'45.831
4	37.107	26.803	27.015	29.985	2'00.910	198,9	9:08'46.774
5	36.849	26.540	27.046	29.938	2'00.373	197,8	9:10'47.114
6	36.689	25.966	26.803	29.931	1'59.389	197,8	9:12'46.503
7	36.710	26.238	26.767	29.932	1'59.647	197,8	9:14'46.150
8	36.999	26.201	26.592	29.573	1'59.365	198,9	9:16'45.515
9	36.447	26.056	26.599	29.502	1'58.604	198,9	9:18'44.119
10	36.489	25.529	26.538	29.699	1'58.255	200,7	9:20'42.374
11	37.089	25.854	26.373	29.814	1'59.130	200,4	9:22'41.504
12	36.054	25.618	26.272	29.610	1'57.554	202,2	9:24'39.058
13	36.240	25.994	26.957	29.839	1'59.030	201,5	9:26'38.088

20° 99 I. CARRENO [1'57.970]							
Lap	Seg.1	Seg.2	Seg.3	Seg.4	Lap Time	km/h	Local Time
							9:00'07.294
1	1'06.659	32.584	32.555	34.131	2'45.929P	180,0	9:02'53.223
2	40.078	27.887	28.404	31.063	2'07.432	196,4	9:05'00.655
3	37.613	26.828	27.535	30.954	2'02.930	198,2	9:07'03.585
4	37.109	26.661	26.958	29.958	2'00.686	201,5	9:09'04.271
5	36.352	26.102	26.696	29.863	1'59.013	201,5	9:11'03.284
6	36.404	26.574	27.073	35.215	2'05.266P	203,0	9:13'08.550
7	1'42.875	32.575	30.953	35.896	3'22.299P	166,2	9:16'30.849
8	40.117	25.959	26.867	30.195	2'03.138	193,5	9:18'33.987
9	37.709	26.509	26.631	29.618	2'00.467	194,2	9:20'34.454
10	36.326	25.696	26.129	29.819	1'57.970	197,8	9:22'32.424
11	36.282	25.526	26.600	29.882	1'58.290	200,4	9:24'30.714

21° 76 J. HANKS-ELLIOTT [1'58.149]							
Lap	Seg.1	Seg.2	Seg.3	Seg.4	Lap Time	km/h	Local Time
							9:00'17.901
1	1'09.521	30.255	29.870	33.269	2'42.915P	192,5	9:03'00.816
2	37.805	27.871	27.681	30.570	2'03.927	201,5	9:05'04.743
3	36.640	26.872	27.401	29.856	2'00.769	202,2	9:07'05.512
4	36.385	26.312	26.996	29.972	1'59.665	202,6	9:09'05.177
5	36.054	26.064	26.821	31.590	2'00.529	203,8	9:11'05.706
6	36.319	26.099	26.712	29.915	1'59.045	200,4	9:13'04.751
7	36.569	26.091	27.033	29.902	1'59.595	202,6	9:15'04.346
8	36.195	25.993	26.959	29.954	1'59.101	199,6	9:17'03.447
9	36.422	26.108	27.193	29.708	1'59.431	196,4	9:19'02.878
10	36.217	25.960	26.951	29.370	1'58.498	196,7	9:21'01.376
11	36.086	26.021	27.083	29.402	1'58.592	197,1	9:22'59.968
12	36.295	25.992	27.771	29.189	1'59.247	199,3	9:24'59.215
13	35.891	25.893	26.957	29.408	1'58.149	199,3	9:26'57.364

22° 32 S. LLOYD [1'58.370]							
Lap	Seg.1	Seg.2	Seg.3	Seg.4	Lap Time	km/h	Local Time
							9:00'25.935
1	1'02.332	32.306	30.156	32.882	2'37.676P	166,7	9:03'03.611
2	38.025	28.824	28.563	31.304	2'06.716	199,3	9:05'10.327
3	37.508	28.298	28.827	30.981	2'05.614	192,2	9:07'15.941
4	36.828	27.055	27.514	30.808	2'02.205	204,2	9:09'18.146
5	36.886	27.003	28.009	31.608	2'03.506	201,5	9:11'21.652
6	36.702	26.993	27.394	30.388	2'01.477	204,2	9:13'23.129
7	36.242	26.349	27.056	30.144	1'59.791	204,5	9:15'22.920
8	35.892	26.602	26.714	30.357	1'59.565	203,4	9:17'22.485
9	35.853	26.503	26.761	29.945	1'59.062	206,9	9:19'21.547
10	35.636	26.259	26.939	30.386	1'59.220	206,1	9:21'20.767
11	35.606	26.010	26.653	30.101	1'58.370	203,8	9:23'19.137
12	35.674	26.306	27.278	29.781	1'59.039	204,2	9:25'18.176

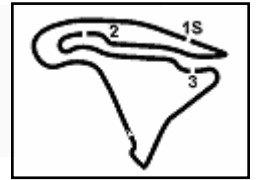
23° 28 D. ONGARO [1'59.290]							
Lap	Seg.1	Seg.2	Seg.3	Seg.4	Lap Time	km/h	Local Time
							9:00'19.315
1	1'05.168	29.927	29.249	32.329	2'36.673P	197,1	9:02'55.988
2	38.124	27.411	27.601	30.669	2'03.805	201,5	9:04'59.793
3	37.163	26.655	27.410	30.514	2'01.742	198,2	9:07'01.535
4	37.097	26.719	27.181	30.111	2'01.108	198,5	9:09'02.643
5	36.577	26.369	27.024	30.049	2'00.019	205,3	9:11'02.662
6	36.653	26.457	27.135	30.125	2'00.370	203,4	9:13'03.032
7	36.857	26.488	26.999	31.238	2'01.582	200,7	9:15'04.614
8	36.475	26.200	26.660	29.955	1'59.290	204,5	9:17'03.904
9	36.620	26.205	26.627	29.986	1'59.438	204,2	9:19'03.342
10	37.229	26.835	27.826	35.565	2'07.455P	202,2	9:21'10.797
11	2'00.052	26.673	26.916	30.190	3'23.831P	202,6	9:24'34.628
12	36.654	26.256	26.873	30.144	1'59.927	201,9	9:26'34.555

24° 66 K. HAND [1'59.649]							
Lap	Seg.1	Seg.2	Seg.3	Seg.4	Lap Time	km/h	Local Time
							9:00'42.827
1	58.722	30.898	30.012	33.252	2'32.884P	147,5	9:03'15.711
2	41.045	28.714	28.525	32.122	2'10.406	186,2	9:05'26.117
3	38.215	27.505	28.046	31.844	2'05.610	200,7	9:07'31.727
4	37.610	27.584	27.944	31.284	2'04.422	201,1	9:09'36.149
5	37.293	27.032	27.384	30.776	2'02.485	200,4	9:11'38.634
6	37.291	27.118	27.325	31.067	2'02.801	200,0	9:13'41.435
7	36.942	26.612	27.305	30.682	2'01.541	200,4	9:15'42.976
8	36.722	26.647	27.206	31.229	2'01.804	201,5	9:17'44.780
9	37.381	26.602	27.064	30.762	2'01.809	200,0	9:19'46.589
10	36.798	26.488	27.262	30.898	2'01.446	200,0	9:21'48.035

05/09/2025 P = Pits In/Out - C = Lap Time Cancelled

These data/results cannot be reproduced, stored and/or transmitted in whole or in part by any manner of electronic, mechanical, photocopying, recording, broadcasting or otherwise now known or herein after developed without the previous express consent by the copyright owner, except for reproduction in daily press and regular printed publications on sale to the public within 60 days of the event related to those data/results and always provided that copyright symbol appears together as follows below.

© DORNA WSBK ORGANIZATION Srl 2025



French Round, 5-7 September 2025
Chronological Analysis Free Practice

11	36.822	26.447	27.686	30.208	2'01.163	201,5	9:23'49.198
12	36.380	26.153	26.786	30.330	1'59.649	203,4	9:25'48.847

25° 22 M. SIMOES [1'59.933]							
Lap	Seg.1	Seg.2	Seg.3	Seg.4	Lap Time	km/h	Local Time
							9:01'08.464
1	1'03.612	31.167	32.692	38.079	2'45.550P	179,4	9:03'54.014
2	41.635	29.537	30.944	33.560	2'15.676	192,9	9:06'09.690
3	39.528	27.877	30.138	32.019	2'09.562	199,6	9:08'19.252
4	38.845	27.414	29.120	31.494	2'06.873	195,7	9:10'26.125
5	38.278	27.150	28.739	31.577	2'05.744	197,1	9:12'31.869
6	37.904	26.627	28.529	30.702	2'03.762	196,7	9:14'35.631
7	37.667	26.611	28.231	30.632	2'03.141	195,3	9:16'38.772
8	37.348	26.374	27.843	30.558	2'02.123	196,7	9:18'40.895
9	37.394	26.241	27.420	30.072	2'01.127	198,5	9:20'42.022
10	37.274	27.065	27.801	30.119	2'02.259	200,7	9:22'44.281
11	36.692	26.012	27.468	29.761	1'59.933	203,0	9:24'44.214
12	36.823	26.092	28.018	31.281	2'02.214	200,7	9:26'46.428

26° 94 B. BARBERA [2'02.926]							
Lap	Seg.1	Seg.2	Seg.3	Seg.4	Lap Time	km/h	Local Time
							9:00'34.694
1	1'04.125	30.739	31.179	34.481	2'40.524P	185,9	9:03'15.218
2	41.310	30.717	30.781	32.210	2'15.018	197,8	9:05'30.236
3	39.876	29.209	29.922	31.919	2'10.926	197,1	9:07'41.162
4	39.072	28.456	29.446	31.626	2'08.600	196,7	9:09'49.762
5	39.114	27.814	28.696	31.228	2'06.852	198,9	9:11'56.614
6	38.390	28.029	28.408	31.315	2'06.142	198,2	9:14'02.756
7	38.140	27.523	28.114	31.163	2'04.940	198,9	9:16'07.696
8	37.965	31.028	28.888	31.912	2'09.793	197,8	9:18'17.489
9	38.609	28.303	29.085	31.856	2'07.853	197,1	9:20'25.342
10	37.653	27.386	27.822	30.691	2'03.552	198,5	9:22'28.894
11	37.585	27.005	28.221	30.543	2'03.354	199,6	9:24'32.248
12	37.063	26.975	27.700	31.188	2'02.926	198,9	9:26'35.174

05/09/2025 P = Pits In/Out - C = Lap Time Cancelled

These data/results cannot be reproduced, stored and/or transmitted in whole or in part by any manner of electronic, mechanical, photocopying, recording, broadcasting or otherwise now known or herein after developed without the previous express consent by the copyright owner, except for reproduction in daily press and regular printed publications on sale to the public within 60 days of the event related to those data/results and always provided that copyright symbol appears together as follows below.

© DORNA WSBK ORGANIZATION Srl 2025