

**Pirelli Emilia-Romagna Round, 13-15 June 2025
Chronological Analysis Race 1**

REVISED

Misano Circuit Sic 58 4.226 m

Start at 12:35'51.382

1 / 6

1° 62 S. MANZI [1'37.544]								4° 53 V. DEBISE [1'37.781]							
Lap	Seg1	Seg2	Seg3	Seg4	Lap Time	km/h	Local Time	Lap	Seg1	Seg2	Seg3	Seg4	Lap Time	km/h	Local Time
1		22.669	26.729	21.791	1'43.879	237,9	12:37'35.261	1		22.632	26.855	21.782	1'44.363	234,8	12:37'35.745
2	26.649	22.539	26.754	21.686	1'37.628	231,8	12:39'12.889	2	26.594	22.559	26.811	21.817	1'37.781	235,3	12:39'13.526
3	26.519	22.467	26.868	21.690	1'37.544	231,8	12:40'50.433	3	26.819	22.470	27.060	21.729	1'38.078	231,8	12:40'51.604
4	26.855	22.493	26.784	21.725	1'37.857	233,8	12:42'28.290	4	26.790	22.576	26.788	21.691	1'37.845	232,8	12:42'29.449
5	26.921	22.481	26.888	21.802	1'38.092	234,8	12:44'06.382	5	26.722	22.538	26.880	21.737	1'37.877C	233,8	12:44'07.326
6	27.397	22.619	27.006	21.890	1'38.912	233,8	12:45'45.294	6	26.996	22.705	26.841	21.876	1'38.418	237,9	12:45'45.744
7	26.953	22.574	27.064	21.894	1'38.485	228,8	12:47'23.779	7	27.179	22.572	27.079	21.882	1'38.712	236,3	12:47'24.456
8	26.888	22.714	27.123	21.879	1'38.604	228,8	12:49'02.383	8	27.024	22.691	26.994	21.863	1'38.572	234,8	12:49'03.028
9	26.801	22.629	27.062	21.815	1'38.307	229,3	12:50'40.690	9	26.866	22.512	26.939	21.806	1'38.123	237,4	12:50'41.151
10	26.744	22.763	27.019	21.796	1'38.322	229,8	12:52'19.012	10	26.904	22.555	27.146	21.875	1'38.480	236,8	12:52'19.631
11	26.788	22.636	27.091	21.859	1'38.374	228,8	12:53'57.386	11	26.883	22.532	27.006	21.873	1'38.294	235,3	12:53'57.925
12	26.792	22.650	27.013	21.817	1'38.272	229,3	12:55'35.658	12	26.939	22.475	27.046	21.884	1'38.344	236,8	12:55'36.269
13	26.780	22.670	27.040	21.886	1'38.376	228,8	12:57'14.034	13	26.959	22.672	26.913	21.675	1'38.219C	232,8	12:57'14.488
14	26.732	22.765	27.123	21.976	1'38.596	230,8	12:58'52.630	14	26.878	22.566	26.976	21.848	1'38.268	235,8	12:58'52.756
15	26.935	22.852	26.979	21.838	1'38.604	229,3	13:00'31.234	15	27.176	22.875	27.087	21.797	1'38.935	239,5	13:00'31.691
16	26.768	22.548	27.221	21.864	1'38.401	230,3	13:02'09.635	16	27.027	22.608	27.017	21.759	1'38.411	234,8	13:02'10.102
17	26.689	22.618	27.072	21.765	1'38.144	230,8	13:03'47.779	17	26.936	22.620	26.939	21.809	1'38.304	235,8	13:03'48.406
18	26.595	22.602	27.060	21.815	1'38.072	228,8	13:05'25.851	18	26.985	22.477	26.922	22.634	1'39.018	235,8	13:05'27.424
Race Time 29'34.469								Race Time 29'36.042							

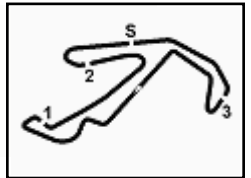
2° 51 J. MASIA [1'37.720]								5° 69 T. BOOTH-AMOS [1'37.754]							
Lap	Seg1	Seg2	Seg3	Seg4	Lap Time	km/h	Local Time	Lap	Seg1	Seg2	Seg3	Seg4	Lap Time	km/h	Local Time
1		22.673	26.971	21.779	1'43.005	233,8	12:37'34.387	1		22.639	26.831	21.991	1'44.009	242,7	12:37'35.391
2	26.687	22.423	26.875	21.735	1'37.720	233,8	12:39'12.107	2	26.704	22.614	26.822	21.614	1'37.754	237,4	12:39'13.145
3	26.770	22.442	26.998	21.809	1'38.019	232,3	12:40'50.126	3	26.738	22.608	26.741	21.734	1'37.821	237,9	12:40'50.966
4	26.869	22.430	26.926	21.838	1'38.063	234,8	12:42'28.189	4	26.921	22.483	26.784	21.752	1'37.940	238,9	12:42'28.906
5	26.781	22.422	27.031	21.822	1'38.056	233,8	12:44'06.245	5	26.928	22.519	26.797	21.702	1'37.946	238,4	12:44'06.852
6	28.214	22.382	26.909	21.849	1'39.354	240,0	12:45'45.599	6	27.147	22.617	26.928	21.887	1'38.579	238,4	12:45'45.431
7	27.189	22.425	27.073	21.753	1'38.440	239,5	12:47'24.039	7	27.238	22.695	27.106	21.796	1'38.835	238,9	12:47'24.266
8	27.003	22.474	27.411	21.793	1'38.681	232,8	12:49'02.720	8	27.049	22.566	27.210	22.063	1'38.888C	238,9	12:49'03.154
9	26.902	22.575	26.991	21.745	1'38.213	238,4	12:50'40.933	9	27.405	22.464	26.953	21.864	1'38.686	241,6	12:50'41.840
10	26.931	22.472	27.147	21.737	1'38.287	236,3	12:52'19.220	10	26.943	22.483	26.871	21.890	1'38.187	241,6	12:52'20.027
11	26.928	22.502	27.047	21.780	1'38.257	238,4	12:53'57.477	11	27.057	22.617	27.044	22.033	1'38.751	241,6	12:53'58.778
12	26.963	22.555	27.089	21.714	1'38.321	233,8	12:55'35.798	12	28.014	22.508	26.918	21.928	1'39.368	236,8	12:55'38.146
13	27.649	22.569	26.958	21.734	1'38.910C	241,6	12:57'14.708	13	27.061	22.447	26.761	21.912	1'38.181	237,4	12:57'16.327
14	26.946	22.521	26.903	21.786	1'38.156	240,5	12:58'52.864	14	26.965	22.426	26.830	21.878	1'38.099C	240,5	12:58'54.426
15	27.267	22.498	27.084	21.707	1'38.556	240,5	13:00'31.420	15	27.198	22.549	26.854	21.838	1'38.439	237,4	13:00'32.865
16	27.043	22.513	27.138	21.794	1'38.488	238,9	13:02'09.908	16	26.967	22.460	26.807	21.873	1'38.107	237,4	13:02'10.972
17	26.975	22.447	27.008	21.814	1'38.244	239,5	13:03'48.152	17	27.131	22.500	26.865	21.783	1'38.279	238,4	13:03'49.251
18	26.919	22.473	27.042	21.779	1'38.213	234,8	13:05'26.365	18	27.045	22.456	26.928	21.954	1'38.383	236,3	13:05'27.634
Race Time 29'34.983								Race Time 29'36.252							

3° 61 C. ONCU [1'37.593]								6° 23 M. SCHROETTER [1'37.895]							
Lap	Seg1	Seg2	Seg3	Seg4	Lap Time	km/h	Local Time	Lap	Seg1	Seg2	Seg3	Seg4	Lap Time	km/h	Local Time
1		22.827	26.771	21.803	1'43.232	237,9	12:37'34.614	1		22.815	27.265	21.953	1'44.312	235,8	12:37'35.694
2	26.761	22.396	26.858	21.578	1'37.593	238,9	12:39'12.207	2	27.140	22.617	26.951	21.867	1'38.575C	234,8	12:39'14.269
3	26.843	22.498	27.002	21.748	1'38.091	232,8	12:40'50.298	3	26.766	22.596	26.930	21.760	1'38.052	233,8	12:40'52.321
4	27.202	22.446	26.876	21.725	1'38.249	240,5	12:42'28.547	4	26.736	22.599	26.833	21.727	1'37.895	236,8	12:42'30.216
5	26.834	22.593	26.833	21.746	1'38.006	238,4	12:44'06.553	5	26.836	22.541	26.972	21.654	1'38.003	235,8	12:44'08.219
6	27.078	22.559	27.081	21.854	1'38.572	232,8	12:45'45.125	6	26.952	22.595	26.986	21.758	1'38.291	235,8	12:45'46.510
7	26.887	23.004	27.102	21.790	1'38.783	231,3	12:47'23.908	7	26.831	22.557	26.930	21.763	1'38.081	236,8	12:47'24.591
8	26.937	22.826	27.093	21.800	1'38.656	235,8	12:49'02.564	8	27.099	22.608	27.060	22.056	1'38.823C	240,0	12:49'03.414
9	26.810	22.634	27.080	21.690	1'38.214	230,8	12:50'40.778	9	26.954	22.509	26.925	21.730	1'38.118	235,8	12:50'41.532
10	26.817	22.828	27.216	21.788	1'38.649	234,8	12:52'19.427	10	26.946	22.458	27.013	21.810	1'38.227	237,9	12:52'19.759
11	26.850	22.564	27.044	21.788	1'38.246	239,5	12:53'57.673	11	27.162	22.617	27.021	22.132	1'38.932	235,8	12:53'58.691
12	26.943	22.574	27.040	21.713	1'38.270	234,8	12:55'35.943	12	27.559	22.635	27.104	21.846	1'39.144	233,8	12:55'37.835
13	26.900	22.572	26.947	21.826	1'38.245	237,4	12:57'14.188	13	26.967	22.526	26.941	21.828	1'38.262	232,8	12:57'16.097
14	26.759	22.436	27.136	22.021	1'38.352	237,9	12:58'52.540	14	26.956	22.487	27.292	21.807	1'38.542C	234,8	12:58'54.639
15	27.205	22.786	27.036	21.748	1'38.775	238,9	13:00'31.315	15	27.214	22.579	26.932	21.726	1'38.451	238,4	13:00'33.090
16	26.905	22.517	27.260	21.758	1'38.440C	238,9	13:02'09.755	16	27.058	22.532	27.019	21.772	1'38.381	234,8	13:02'11.471
17	26.831	22.534	27.070	21.898	1'38.333	235,8	13:03'48.088	17	26.921	22.536	27.226	21.932	1'38.615	235,8	13:03'50.086
18	27.149	22.493	26.969	22.670	1'39.281	235,3	13:05'27.369	18	27.075	22.642	27.307	21.970	1'38.994	233,8	13:05'29.080
Race Time 29'35.987								Race Time 29'37.698							

14/06/2025 P = Pits In/Out - C = Lap Time Cancelled

These data/results cannot be reproduced, stored and/or transmitted in whole or in part by any manner of electronic, mechanical, photocopying, recording, broadcasting or otherwise now known or herein after developed without the previous express consent by the copyright owner, except for reproduction in daily press and regular printed publications on sale to the public within 60 days of the event related to those data/results and always provided that copyright symbol appears together as follows below.

© DORNA WSBK ORGANIZATION Srl 2025



**Pirelli Emilia-Romagna Round, 13-15 June 2025
Chronological Analysis Race 1**

REVISED

Misano Circuit Sic 58 4.226 m

Start at 12:35'51.382

2 / 6

7° 52 J. ALCOBA [1'37.981]								10° 65 P. OETTL [1'37.770]							
Lap	Seg1	Seg2	Seg3	Seg4	Lap Time	km/h	Local Time	Lap	Seg1	Seg2	Seg3	Seg4	Lap Time	km/h	Local Time
1		22.958	27.008	21.921	1'45.856	241,6	12:37'37.238	1		22.720	26.937	21.918	1'44.807	236,8	12:37'36.189
2	26.923	22.677	26.685	21.920	1'38.205	237,4	12:39'15.443	2	27.173	22.534	26.847	21.858	1'38.412	237,9	12:39'14.601
3	27.133	22.612	26.761	22.017	1'38.523	241,6	12:40'53.966	3	27.352	22.500	26.824	21.797	1'38.473	232,8	12:40'53.074
4	27.105	22.530	26.932	22.030	1'38.597C	238,4	12:42'32.563	4	26.790	22.462	26.830	21.688	1'37.770	234,8	12:42'30.844
5	26.983	22.566	26.868	21.940	1'38.357	236,3	12:44'10.920	5	26.819	22.459	26.918	21.787	1'37.983	234,8	12:44'08.827
6	27.046	22.572	26.898	21.950	1'38.466	240,0	12:45'49.386	6	26.861	22.555	26.964	21.778	1'38.158	235,8	12:45'46.985
7	27.181	22.591	26.901	21.949	1'38.622	238,4	12:47'28.008	7	26.898	22.489	26.928	21.823	1'38.138	236,3	12:47'25.123
8	27.028	22.529	27.013	21.922	1'38.492	235,8	12:49'06.500	8	26.929	22.566	26.994	22.091	1'38.580	237,4	12:49'03.703
9	26.889	22.600	26.966	21.865	1'38.320	234,8	12:50'44.820	9	27.027	22.505	26.957	21.816	1'38.305	236,8	12:50'42.008
10	27.012	22.583	26.851	21.841	1'38.287	235,3	12:52'23.107	10	26.985	22.475	26.915	21.919	1'38.294C	236,8	12:52'20.302
11	26.929	22.521	26.968	21.840	1'38.258	235,3	12:54'01.365	11	27.045	22.612	27.070	22.001	1'38.728	235,8	12:53'59.030
12	26.959	22.546	26.841	21.908	1'38.254	233,8	12:55'39.619	12	27.550	22.805	27.025	21.931	1'39.311	236,3	12:55'38.341
13	26.887	22.540	26.744	21.898	1'38.069	239,5	12:57'17.688	13	27.148	22.515	26.940	21.930	1'38.533	235,8	12:57'16.874
14	27.089	22.657	26.816	21.881	1'38.443	238,4	12:58'56.131	14	26.895	22.480	26.977	21.818	1'38.170	235,3	12:58'55.044
15	26.941	22.514	26.725	21.801	1'37.981	238,4	13:00'34.112	15	27.021	22.634	27.008	21.844	1'38.507	236,3	13:00'33.551
16	27.036	22.542	26.809	21.848	1'38.235	240,5	13:02'12.347	16	27.141	22.602	26.970	21.870	1'38.583	234,8	13:02'12.134
17	27.199	22.617	26.908	21.912	1'38.636	235,8	13:03'50.983	17	27.668	23.026	27.019	21.992	1'39.705	239,5	13:03'51.839
18	26.769	22.461	27.083	21.883	1'38.196	238,4	13:05'29.179	18	27.237	22.582	27.138	22.108	1'39.065	234,8	13:05'30.904
Race Time 29'37.797								Race Time 29'39.522							

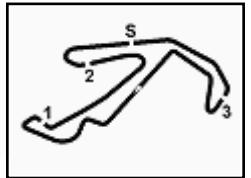
8° 94 L. MAHIAS [1'37.858]								11° 40 M. CASADEI [1'37.982]							
Lap	Seg1	Seg2	Seg3	Seg4	Lap Time	km/h	Local Time	Lap	Seg1	Seg2	Seg3	Seg4	Lap Time	km/h	Local Time
1		23.006	27.114	21.890	1'45.539	233,8	12:37'36.921	1		22.919	27.390	22.376	1'46.489	238,9	12:37'37.871
2	26.960	22.574	26.746	21.887	1'38.167	238,4	12:39'15.088	2	27.330	22.599	27.202	21.953	1'39.084	238,9	12:39'16.955
3	27.327	22.947	26.758	21.968	1'39.000	236,8	12:40'54.088	3	27.066	22.557	27.184	21.918	1'38.725	236,3	12:40'55.680
4	26.782	22.494	26.727	22.063	1'38.066	238,4	12:42'32.154	4	27.360	22.784	26.991	21.817	1'38.952	239,5	12:42'34.632
5	26.968	22.589	26.890	21.888	1'38.335	236,3	12:44'10.489	5	27.223	22.767	26.958	21.926	1'38.874	238,4	12:44'13.506
6	26.953	22.575	26.821	21.893	1'38.242	236,3	12:45'48.731	6	27.167	22.733	27.004	21.817	1'38.721	240,5	12:45'52.227
7	26.663	22.542	26.763	21.890	1'37.858	232,8	12:47'26.589	7	27.171	22.710	27.330	21.854	1'39.065	236,3	12:47'31.292
8	26.730	22.617	26.826	21.940	1'38.113	232,8	12:49'04.702	8	27.021	22.578	27.140	21.841	1'38.580	238,9	12:49'09.872
9	26.709	22.614	26.858	21.892	1'38.073	232,8	12:50'42.775	9	27.049	22.636	27.256	22.075	1'39.016	231,8	12:50'48.888
10	26.739	22.555	26.797	21.989	1'38.080C	234,3	12:52'20.855	10	26.961	22.610	27.110	21.936	1'38.617	230,8	12:52'27.505
11	26.918	22.523	26.900	22.104	1'38.445	235,8	12:53'59.300	11	26.935	22.473	27.040	21.816	1'38.264	231,3	12:54'05.769
12	27.647	22.595	27.049	21.945	1'39.236	239,5	12:55'38.536	12	26.885	22.418	27.158	21.997	1'38.458C	236,8	12:55'44.227
13	27.192	22.555	26.977	21.919	1'38.643	234,8	12:57'17.179	13	26.925	22.566	26.932	21.816	1'38.239	232,8	12:57'22.466
14	26.973	22.557	26.856	21.895	1'38.281	233,8	12:58'55.460	14	26.891	22.439	27.055	21.881	1'38.266	233,8	12:59'00.732
15	26.957	22.553	26.957	21.972	1'38.439	237,9	13:00'33.899	15	26.964	22.484	26.974	21.917	1'38.339	233,8	13:00'39.071
16	27.075	22.606	27.225	21.811	1'38.717	236,3	13:02'12.616	16	26.890	22.424	26.867	21.801	1'37.982	234,8	13:02'17.053
17	27.343	22.534	26.822	21.923	1'38.622	234,8	13:03'51.238	17	27.158	22.572	27.155	21.866	1'38.751	232,8	13:03'55.804
18	26.831	22.509	26.966	21.922	1'38.228	234,3	13:05'29.466	18	26.884	22.542	27.157	21.919	1'38.502	232,8	13:05'34.306
Race Time 29'38.084								Race Time 29'42.924							

9° 64 F. CARICASULO [1'38.095]								12° 24 L. TACCINI [1'38.153]							
Lap	Seg1	Seg2	Seg3	Seg4	Lap Time	km/h	Local Time	Lap	Seg1	Seg2	Seg3	Seg4	Lap Time	km/h	Local Time
1		22.854	26.941	21.905	1'44.639	237,9	12:37'36.021	1		22.943	27.150	21.936	1'46.265C	240,5	12:37'37.647
2	27.053	22.538	26.993	21.774	1'38.358	236,8	12:39'14.379	2	27.168	22.576	26.695	21.856	1'38.295	240,5	12:39'15.942
3	27.460	22.735	26.932	21.747	1'38.874	235,3	12:40'53.253	3	27.117	22.566	27.040	22.852	1'39.575	240,5	12:40'55.517
4	26.937	22.532	26.936	21.787	1'38.192	234,8	12:42'31.445	4	27.427	22.509	26.902	21.837	1'38.675	239,5	12:42'34.192
5	27.143	22.693	27.130	21.799	1'38.765	237,4	12:44'10.210	5	27.214	22.659	26.932	21.852	1'38.657	236,3	12:44'12.849
6	27.033	22.496	27.030	22.056	1'38.615	235,3	12:45'48.825	6	27.097	22.543	26.924	21.744	1'38.308	236,8	12:45'51.157
7	27.009	22.532	26.905	21.827	1'38.273	234,8	12:47'27.098	7	27.103	22.610	26.826	21.819	1'38.358	236,8	12:47'29.515
8	26.813	22.497	26.871	21.988	1'38.169	232,8	12:49'05.267	8	27.131	22.510	26.826	21.686	1'38.153	236,3	12:49'07.668
9	26.915	22.599	26.899	21.682	1'38.095	232,8	12:50'43.362	9	27.113	22.528	26.799	21.725	1'38.165	239,5	12:50'45.833
10	26.951	22.542	27.089	21.784	1'38.366	233,8	12:52'21.728	10	27.069	22.595	26.861	21.857	1'38.382	238,4	12:52'24.215
11	26.992	22.589	27.082	21.803	1'38.466	232,8	12:54'00.194	11	27.117	22.621	26.917	21.787	1'38.442	238,4	12:54'02.657
12	27.032	22.629	27.002	22.102	1'38.765	235,8	12:55'38.959	12	27.124	22.541	26.928	21.783	1'38.376	238,9	12:55'41.033
13	27.047	22.574	26.900	21.853	1'38.374	235,8	12:57'17.333	13	27.151	22.671	26.960	21.851	1'38.633	237,4	12:57'19.666
14	27.166	22.589	27.039	22.169	1'38.963	235,8	12:58'56.296	14	27.211	22.690	26.964	21.865	1'38.730	237,9	12:58'58.396
15	26.996	22.470	26.922	21.784	1'38.172	235,8	13:00'34.468	15	27.271	22.572	27.038	21.949	1'38.830	236,3	13:00'37.226
16	27.010	22.547	26.998	21.776	1'38.331	235,3	13:02'12.799	16	27.454	22.758	27.167	22.149	1'39.528	236,3	13:02'16.754
17	27.340	22.513	27.011	21.820	1'38.684	234,8	13:03'51.483	17	27.616	22.638	27.178	21.835	1'39.267	240,5	13:03'56.021
18	27.050	22.511	27.061	21.824	1'38.446	233,8	13:05'29.929	18	27.243	22.674	27.119	21.854	1'38.890	237,4	13:05'34.911
Race Time 29'38.547								Race Time 29'43.529							

14/06/2025 P = Pits In/Out - C = Lap Time Cancelled

These data/results cannot be reproduced, stored and/or transmitted in whole or in part by any manner of electronic, mechanical, photocopying, recording, broadcasting or otherwise now known or herein after developed without the previous express consent by the copyright owner, except for reproduction in daily press and regular printed publications on sale to the public within 60 days of the event related to those data/results and always provided that copyright symbol appears together as follows below.

© DORNA WSBK ORGANIZATION Srl 2025



**Pirelli Emilia-Romagna Round, 13-15 June 2025
Chronological Analysis Race 1**

REVISED

Misano Circuit Sic 58 4.226 m

Start at 12:35'51.382

3 / 6

13° 11 B. BENDSNEYDER [1'38.209]								16° 37 R. GARCIA [1'38.602]							
Lap	Seg1	Seg2	Seg3	Seg4	Lap Time	km/h	Local Time	Lap	Seg1	Seg2	Seg3	Seg4	Lap Time	km/h	Local Time
1		22.909	26.730	22.055	1'45.117	240,5	12:37'36.499	1		23.324	26.870	22.008	1'46.553	235,3	12:37'37.935
2	27.041	22.606	26.737	21.854	1'38.238	242,2	12:39'14.737	2	27.001	22.750	27.057	21.875	1'38.683	237,4	12:39'16.618
3	27.396	22.633	26.909	21.878	1'38.816	239,5	12:40'53.553	3	27.057	22.791	27.105	21.936	1'38.889	237,4	12:40'55.507
4	26.830	22.525	26.941	22.182	1'38.478	238,4	12:42'32.031	4	27.296	22.834	27.024	21.837	1'38.991	238,9	12:42'34.498
5	26.932	22.562	27.059	22.153	1'38.706	239,5	12:44'10.737	5	27.182	22.813	26.979	21.878	1'38.852	239,5	12:44'13.350
6	27.030	22.614	26.851	21.915	1'38.410	238,4	12:45'49.147	6	27.029	22.873	27.031	21.828	1'38.761	238,9	12:45'52.111
7	27.153	22.602	26.975	21.903	1'38.633	236,8	12:47'27.780	7	27.126	22.591	26.964	21.921	1'38.602	236,8	12:47'30.713
8	27.069	22.619	27.400	21.984	1'39.072	235,8	12:49'06.852	8	27.206	22.936	27.030	21.847	1'39.019	236,8	12:49'09.732
9	27.020	22.625	26.941	21.911	1'38.497	237,4	12:50'45.349	9	27.297	22.697	27.331	21.889	1'39.214	235,3	12:50'48.946
10	26.932	22.543	26.881	21.853	1'38.209	237,4	12:52'23.558	10	27.073	22.648	27.116	21.790	1'38.627	235,8	12:52'27.573
11	26.986	22.693	27.059	21.896	1'38.634	234,8	12:54'02.192	11	27.113	22.780	27.034	21.927	1'38.854	234,8	12:54'06.427
12	26.971	22.709	27.049	22.010	1'38.739	235,8	12:55'40.931	12	27.039	22.586	27.073	21.908	1'38.606	231,8	12:55'45.033
13	27.045	22.644	27.875	21.978	1'39.542	228,3	12:57'20.473	13	27.066	22.795	27.175	21.913	1'38.949	233,3	12:57'23.982
14	27.041	22.748	26.922	21.924	1'38.635	237,4	12:58'59.108	14	27.060	22.779	27.479	22.013	1'39.331	234,8	12:59'03.313
15	27.000	22.728	27.043	21.918	1'38.689	235,8	13:00'37.797	15	27.057	22.706	27.063	22.031	1'38.857	234,8	13:00'42.170
16	27.105	22.718	27.127	22.255	1'39.205	240,5	13:02'17.002	16	27.080	22.785	27.217	21.980	1'39.062	231,8	13:02'21.232
17	28.192	22.801	27.140	21.962	1'40.095C	235,8	13:03'57.097	17	27.126	22.879	27.222	21.901	1'39.128	230,8	13:04'00.360
18	26.989	22.653	27.176	22.095	1'38.913	236,3	13:05'36.010	18	26.998	22.771	27.292	21.978	1'39.039	230,8	13:05'39.399
Race Time 29'44.628								Race Time 29'48.017							

14° 6 C. PEROLARI [1'38.280]								17° 20 X. CARDELUS [1'38.621]							
Lap	Seg1	Seg2	Seg3	Seg4	Lap Time	km/h	Local Time	Lap	Seg1	Seg2	Seg3	Seg4	Lap Time	km/h	Local Time
1		23.043	26.983	22.074	1'46.217	239,5	12:37'37.599	1		23.131	27.127	22.218	1'47.844	235,8	12:37'39.226
2	26.928	22.551	26.811	21.990	1'38.280	235,8	12:39'15.879	2	27.201	22.719	26.830	21.925	1'38.675	237,4	12:39'17.901
3	26.932	22.570	26.943	22.012	1'38.457	237,4	12:40'54.336	3	27.054	22.746	27.025	22.093	1'38.918	237,4	12:40'56.819
4	26.985	22.672	26.903	21.929	1'38.489	235,8	12:42'32.825	4	27.075	22.743	27.049	21.800	1'38.667	236,3	12:42'35.486
5	27.022	22.661	26.962	21.939	1'38.584	234,8	12:44'11.409	5	27.128	22.593	27.064	21.993	1'38.778	237,4	12:44'14.264
6	27.001	22.642	26.950	22.027	1'38.620	234,8	12:45'50.029	6	27.176	22.667	27.075	22.112	1'39.030	236,3	12:45'53.294
7	27.000	22.659	26.862	21.892	1'38.413	235,8	12:47'28.442	7	26.958	22.722	27.019	21.922	1'38.621	237,4	12:47'31.915
8	26.947	22.602	27.006	22.016	1'38.571	236,3	12:49'07.013	8	27.152	22.653	26.898	22.005	1'38.708	236,3	12:49'10.623
9	27.099	22.758	27.007	21.908	1'38.772	234,8	12:50'45.785	9	27.186	22.633	27.053	21.864	1'38.736	236,3	12:50'49.359
10	27.348	22.778	27.042	22.004	1'39.172	234,8	12:52'24.957	10	27.287	22.604	26.957	21.958	1'38.806	237,4	12:52'28.165
11	27.799	22.936	27.108	22.063	1'39.906C	230,8	12:54'04.863	11	27.156	22.685	27.010	22.139	1'38.990	235,8	12:54'07.155
12	27.187	22.831	27.252	22.078	1'39.348	232,8	12:55'44.211	12	27.200	22.657	27.127	22.066	1'39.050	234,8	12:55'46.205
13	27.229	22.803	26.909	21.936	1'38.877	235,8	12:57'23.088	13	27.159	22.761	27.023	21.938	1'38.881	234,8	12:57'25.086
14	26.962	22.598	26.953	22.058	1'38.571	234,8	12:59'01.659	14	27.219	22.792	27.061	22.075	1'39.147	235,8	12:59'04.233
15	27.101	22.627	27.011	22.036	1'38.775	235,8	13:00'40.434	15	27.309	22.847	27.250	22.163	1'39.569	234,8	13:00'43.802
16	27.038	22.621	27.161	22.169	1'38.989	234,8	13:02'19.423	16	27.259	22.693	27.390	22.090	1'39.432	231,8	13:02'23.234
17	27.081	22.648	27.030	21.986	1'38.745	234,8	13:03'58.168	17	27.308	22.784	27.260	22.315	1'39.667	234,8	13:04'02.901
18	27.043	22.680	27.269	22.007	1'38.999	233,8	13:05'37.167	18	27.615	22.793	27.358	22.314	1'40.080	233,8	13:05'42.981
Race Time 29'45.785								Race Time 29'51.599							

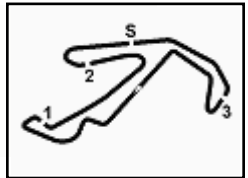
15° 43 S. JESPERSEN [1'38.383]								18° 5 N. ANTONELLI [1'38.498]							
Lap	Seg1	Seg2	Seg3	Seg4	Lap Time	km/h	Local Time	Lap	Seg1	Seg2	Seg3	Seg4	Lap Time	km/h	Local Time
1		23.119	27.403	21.955	1'47.272	241,6	12:37'38.654	1		23.385	27.754	22.234	1'49.565	239,5	12:37'40.947
2	27.142	22.710	27.068	21.785	1'38.705	240,5	12:39'17.359	2	27.262	22.964	27.142	22.003	1'39.371	239,5	12:39'20.318
3	27.077	22.786	27.112	21.877	1'38.852	238,4	12:40'56.211	3	27.131	22.993	27.481	22.109	1'39.714	241,1	12:41'00.032
4	27.036	22.746	27.142	21.693	1'38.617	242,7	12:42'34.828	4	27.425	22.716	27.303	22.066	1'39.510	236,3	12:42'39.542
5	27.167	22.776	27.142	21.706	1'38.791	241,6	12:44'13.619	5	27.231	22.862	27.155	21.937	1'39.185	230,8	12:44'18.727
6	27.171	22.762	27.056	21.754	1'38.743	243,8	12:45'52.362	6	26.959	22.706	26.970	21.863	1'38.498	233,8	12:45'57.225
7	27.201	22.778	27.339	21.831	1'39.149	243,8	12:47'31.511	7	26.917	22.682	26.961	21.887	1'38.447C	235,3	12:47'35.672
8	26.955	22.648	27.146	22.100	1'38.849	242,7	12:49'10.360	8	26.948	22.672	26.996	21.884	1'38.500	234,3	12:49'14.172
9	26.979	22.675	27.219	21.822	1'38.695	241,6	12:50'49.055	9	27.150	22.705	27.006	22.244	1'39.105	232,8	12:50'53.277
10	27.186	22.610	27.136	21.758	1'38.690	240,5	12:52'27.745	10	27.788	22.748	27.184	22.187	1'39.907C	236,8	12:52'33.184
11	27.102	22.491	26.979	21.811	1'38.383	238,4	12:54'06.128	11	27.563	22.784	27.138	22.169	1'39.654	236,3	12:54'12.838
12	27.759	22.684	26.988	21.802	1'39.233	237,4	12:55'45.361	12	27.634	23.356	27.076	21.912	1'39.978	232,8	12:55'52.816
13	26.967	22.837	27.070	21.909	1'38.783	241,6	12:57'24.144	13	27.033	22.718	26.939	21.827	1'38.517	234,8	12:57'31.333
14	27.050	22.488	27.220	21.877	1'38.635	237,9	12:59'02.779	14	26.925	22.699	26.930	21.975	1'38.529	234,8	12:59'09.862
15	26.930	22.716	27.119	21.799	1'38.564	238,4	13:00'41.343	15	27.271	22.833	27.154	22.142	1'39.400	236,8	13:00'49.262
16	26.936	22.680	27.248	21.826	1'38.690	238,4	13:02'20.033	16	27.168	22.701	27.021	22.115	1'39.005	234,3	13:02'28.267
17	27.039	22.663	27.192	21.780	1'38.674	239,5	13:03'58.707	17	27.093	22.640	27.108	22.061	1'38.902	234,8	13:04'07.169
18	26.905	22.627	27.288	21.695	1'38.515	239,5	13:05'37.222	18	27.153	22.716	27.275	22.121	1'39.265	236,3	13:05'46.434
Race Time 29'45.840								Race Time 29'55.052							

14/06/2025 P = Pits In/Out - C = Lap Time Cancelled

These data/results cannot be reproduced, stored and/or transmitted in whole or in part by any manner of electronic, mechanical, photocopying, recording, broadcasting or otherwise now known or herein after developed without the previous express consent by the copyright owner, except for reproduction in daily press and regular printed publications on sale to the public within 60 days of the event related to those data/results and always provided that copyright symbol appears together as follows below.

© DORNA WSBK ORGANIZATION Srl 2025





**Pirelli Emilia-Romagna Round, 13-15 June 2025
Chronological Analysis Race 1**

REVISED

Misano Circuit Sic 58 4.226 m

Start at 12:35'51.382

4 / 6

19° 32 O. BAYLISS [1'38.521]								22° 66 N. TUULI [1'39.575]							
Lap	Seg1	Seg2	Seg3	Seg4	Lap Time	km/h	Local Time	Lap	Seg1	Seg2	Seg3	Seg4	Lap Time	km/h	Local Time
1		23.072	27.185	22.175	1'47.168	243,8	12:37'38.550	1		23.333	27.333	22.331	1'48.957	234,8	12:37'40.339
2	27.130	22.553	26.978	22.040	1'38.701	239,5	12:39'17.251	2	27.194	23.117	27.193	22.071	1'39.575	232,8	12:39'19.914
3	27.202	22.892	27.231	21.917	1'39.242	239,5	12:40'56.493	3	27.208	22.992	27.636	22.252	1'40.088	230,8	12:41'00.002
4	27.036	22.559	27.250	21.792	1'38.637	241,6	12:42'35.130	4	27.584	23.058	27.108	22.309	1'40.059	230,8	12:42'40.061
5	27.289	22.553	27.157	21.921	1'38.920	243,2	12:44'14.050	5	27.585	23.271	27.256	22.350	1'40.462	229,8	12:44'20.523
6	27.108	22.558	27.192	22.629	1'39.487	242,7	12:45'53.537	6	27.093	23.030	27.572	22.224	1'39.919	232,8	12:46'00.442
7	27.191	22.513	27.076	22.098	1'38.878	238,4	12:47'32.415	7	27.161	23.146	27.312	22.138	1'39.757C	226,4	12:47'40.199
8	27.137	22.492	26.966	21.926	1'38.521	239,5	12:49'10.936	8	27.116	23.115	27.400	22.123	1'39.754	226,9	12:49'19.953
9	27.458	22.588	27.316	22.015	1'39.377C	238,9	12:50'50.313	9	27.133	23.094	27.466	22.233	1'39.926	226,9	12:50'59.879
10	27.305	22.640	27.386	22.114	1'39.445	236,8	12:52'29.758	10	27.214	23.055	27.419	22.208	1'39.896C	226,9	12:52'39.775
11	27.248	22.593	27.297	22.068	1'39.206	234,8	12:54'08.964	11	27.178	23.296	27.477	22.283	1'40.234	225,5	12:54'20.009
12	27.163	22.790	27.377	22.087	1'39.417	231,8	12:55'48.381	12	27.251	23.218	27.394	22.276	1'40.139	226,9	12:56'00.148
13	27.261	25.497	27.325	22.061	1'42.144	235,8	12:57'30.525	13	27.167	23.225	27.406	22.266	1'40.064	227,8	12:57'40.212
14	27.307	22.559	27.168	22.127	1'39.161	235,8	12:59'09.686	14	27.279	23.116	27.401	22.258	1'40.054	227,4	12:59'20.266
15	27.278	22.627	27.311	22.044	1'39.260	235,8	13:00'48.946	15	27.136	23.131	27.378	22.253	1'39.898	227,4	13:01'00.164
16	27.219	22.606	27.279	21.983	1'39.087	234,8	13:02'28.033	16	27.304	22.945	27.364	22.195	1'39.808	227,4	13:02'39.972
17	27.121	22.555	27.322	21.954	1'38.952	234,8	13:04'06.985	17	27.087	23.248	27.392	22.242	1'39.969	226,9	13:04'19.941
18	27.201	22.633	27.473	22.200	1'39.507	231,8	13:05'46.492	18	27.094	23.062	27.434	22.386	1'39.976	225,5	13:05'59.917
Race Time 29'55.110								Race Time 30'08.535							

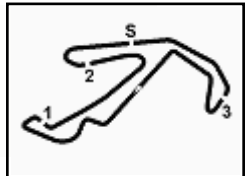
20° 14 X. ARTIGAS [1'38.988]								23° 50 O. VOSTATEK [1'39.334]							
Lap	Seg1	Seg2	Seg3	Seg4	Lap Time	km/h	Local Time	Lap	Seg1	Seg2	Seg3	Seg4	Lap Time	km/h	Local Time
1		23.129	27.434	22.171	1'47.674	242,7	12:37'39.056	1		23.309	27.725	22.355	1'49.911	237,4	12:37'41.293
2	27.549	22.761	26.907	21.968	1'39.185	241,6	12:39'18.241	2	27.484	23.100	27.366	22.295	1'40.245	236,8	12:39'21.538
3	27.227	22.652	27.019	22.117	1'39.015	237,9	12:40'57.256	3	27.595	22.814	27.237	22.140	1'39.786	231,8	12:41'01.324
4	27.233	22.618	27.020	22.117	1'38.988	238,9	12:42'36.244	4	27.120	22.850	27.333	22.054	1'39.357	233,8	12:42'40.681
5	27.266	22.674	27.199	22.115	1'39.254	236,8	12:44'15.498	5	27.755	23.095	27.399	22.110	1'40.359	235,3	12:44'21.040
6	27.324	22.726	27.049	22.123	1'39.222	237,4	12:45'54.720	6	27.529	23.028	27.333	22.263	1'40.153	235,8	12:46'01.193
7	27.280	22.781	27.106	22.131	1'39.298	235,8	12:47'34.018	7	27.565	22.972	27.492	22.273	1'40.302C	235,8	12:47'41.495
8	27.295	22.722	27.045	22.094	1'39.156	235,3	12:49'13.174	8	27.666	23.055	27.676	22.546	1'40.943	235,8	12:49'22.438
9	27.703	22.830	27.140	22.266	1'39.939	234,8	12:50'53.113	9	27.318	22.981	27.459	22.301	1'40.059	235,8	12:51'02.497
10	27.812	22.765	27.108	22.258	1'39.943C	234,8	12:52'33.056	10	27.532	22.901	27.572	22.200	1'40.205C	233,8	12:52'42.702
11	27.551	22.801	27.164	22.194	1'39.710	234,8	12:54'12.766	11	27.533	23.084	27.539	22.153	1'40.309	234,3	12:54'23.011
12	27.704	23.512	27.193	22.599	1'41.008	238,4	12:55'53.774	12	27.482	23.473	27.256	22.036	1'40.247	234,3	12:56'03.258
13	27.550	22.813	27.034	22.242	1'39.639	236,3	12:57'33.413	13	27.530	22.813	27.278	22.202	1'39.823	231,8	12:57'43.081
14	27.606	22.769	27.103	22.189	1'39.667	235,8	12:59'13.080	14	27.188	22.845	27.244	22.057	1'39.334	232,8	12:59'22.415
15	27.492	22.923	27.193	22.306	1'39.914	235,8	13:00'52.994	15	27.068	22.917	27.273	22.204	1'39.462	232,8	13:01'01.877
16	27.690	22.851	27.202	22.208	1'39.951	235,3	13:02'32.945	16	27.326	22.811	27.257	22.144	1'39.538	231,8	13:02'41.415
17	27.610	22.892	27.086	22.126	1'39.714	236,3	13:04'12.659	17	27.129	23.032	27.298	22.083	1'39.542	232,8	13:04'20.957
18	27.525	22.852	27.190	22.175	1'39.742	233,8	13:05'52.401	18	27.100	22.818	27.470	23.036	1'40.424	231,8	13:06'01.381
Race Time 30'01.019								Race Time 30'09.999							

21° 88 M. PATACCA [1'39.078]								24° 31 Y. OKAMOTO [1'39.636]							
Lap	Seg1	Seg2	Seg3	Seg4	Lap Time	km/h	Local Time	Lap	Seg1	Seg2	Seg3	Seg4	Lap Time	km/h	Local Time
1		23.161	27.497	22.350	1'48.162	232,8	12:37'39.544	1		23.432	27.320	22.286	1'48.389	239,5	12:37'39.771
2	27.352	22.834	27.221	22.103	1'39.510	231,8	12:39'19.054	2	27.356	22.911	27.159	22.210	1'39.636	238,4	12:39'19.407
3	27.039	22.680	27.320	22.039	1'39.078	230,8	12:40'58.132	3	27.292	23.563	27.327	22.221	1'40.403	241,1	12:40'59.810
4	27.128	22.763	27.260	21.992	1'39.143	230,8	12:42'37.275	4	27.505	23.021	27.316	22.161	1'40.003	236,8	12:42'39.813
5	27.138	22.765	27.402	22.061	1'39.366	230,8	12:44'16.641	5	28.449	23.093	27.329	22.242	1'41.113	235,8	12:44'20.926
6	27.234	22.802	27.322	22.150	1'39.508	229,8	12:45'56.149	6	27.461	22.987	27.350	22.238	1'40.036	236,3	12:46'00.962
7	27.223	22.899	27.334	22.051	1'39.507C	229,8	12:47'35.656	7	27.582	22.968	27.426	22.348	1'40.324C	237,9	12:47'41.286
8	27.356	22.801	27.248	22.059	1'39.464	230,8	12:49'15.120	8	27.696	23.039	27.472	22.198	1'40.405	233,8	12:49'21.691
9	27.314	22.769	27.307	22.063	1'39.453	229,3	12:50'54.573	9	27.768	23.077	27.523	22.257	1'40.625	233,8	12:51'02.316
10	27.187	22.920	27.417	22.073	1'39.597	228,8	12:52'34.170	10	27.495	22.985	27.547	22.216	1'40.243C	232,8	12:52'42.559
11	27.410	22.767	27.318	22.115	1'39.610	228,8	12:54'13.780	11	27.546	22.992	27.570	22.198	1'40.306	232,8	12:54'22.865
12	27.349	23.087	27.472	22.231	1'40.139	228,8	12:55'53.919	12	27.548	23.051	27.421	22.253	1'40.273	232,8	12:56'03.138
13	27.646	22.901	27.355	22.137	1'40.039	231,3	12:57'33.958	13	27.476	23.083	27.438	22.178	1'40.175	236,8	12:57'43.313
14	27.359	22.854	27.309	22.100	1'39.622	230,8	12:59'13.580	14	27.451	22.952	27.277	22.134	1'39.814	235,8	12:59'23.127
15	27.345	22.958	27.394	22.076	1'39.773	231,3	13:00'53.353	15	27.345	23.008	27.310	22.269	1'39.932	235,8	13:01'03.059
16	27.485	22.897	27.544	22.207	1'40.133	230,8	13:02'33.486	16	27.568	23.025	27.470	22.197	1'40.260	236,3	13:02'43.319
17	27.293	22.928	27.358	21.964	1'39.543	230,8	13:04'13.029	17	27.454	22.987	27.324	22.142	1'39.907	232,8	13:04'23.226
18	27.379	22.924	27.390	22.112	1'39.805	230,3	13:05'52.834	18	27.326	22.954	27.313	22.306	1'39.899	232,8	13:06'03.125
Race Time 30'01.452								Race Time 30'11.743							

14/06/2025 P = Pits In/Out - C = Lap Time Cancelled

These data/results cannot be reproduced, stored and/or transmitted in whole or in part by any manner of electronic, mechanical, photocopying, recording, broadcasting or otherwise now known or herein after developed without the previous express consent by the copyright owner, except for reproduction in daily press and regular printed publications on sale to the public within 60 days of the event related to those data/results and always provided that copyright symbol appears together as follows below.

© DORNA WSBK ORGANIZATION Srl 2025



**Pirelli Emilia-Romagna Round, 13-15 June 2025
Chronological Analysis Race 1**

Misano Circuit Sic 58 4.226 m

Start at 12:35'51.382

5 / 6

25° 29 H. VOIGHT [1'39.647]								28° 22 A. CARRASCO [1'40.262]							
Lap	Seg1	Seg2	Seg3	Seg4	Lap Time	km/h	Local Time	Lap	Seg1	Seg2	Seg3	Seg4	Lap Time	km/h	Local Time
1		23.262	27.356	22.152	1'48.691	234,8	12:37'40.073	1		23.623	27.809	22.502	1'51.094	237,9	12:37'42.476
2	27.282	23.130	27.228	22.007	1'39.647	232,8	12:39'19.720	2	27.532	23.343	27.339	22.374	1'40.588	234,3	12:39'23.064
3	27.260	22.871	27.409	22.226	1'39.766	228,8	12:40'59.486	3	27.573	23.227	27.430	22.456	1'40.686	234,8	12:41'03.750
4	27.240	23.040	27.551	22.157	1'39.988	229,8	12:42'39.474	4	27.478	23.077	28.137	22.568	1'41.260	233,8	12:42'45.010
5	27.587	23.169	27.522	22.311	1'40.589	231,8	12:44'20.063	5	28.367	23.237	28.104	22.409	1'42.117	235,8	12:44'27.127
6	27.343	23.123	27.649	22.484	1'40.599	229,3	12:46'00.662	6	27.603	23.187	27.390	22.391	1'40.571	232,8	12:46'07.698
7	27.439	23.085	27.542	22.488	1'40.554C	231,8	12:47'41.216	7	28.075	23.074	27.405	22.335	1'40.889C	232,8	12:47'48.587
8	27.436	23.098	27.961	22.771	1'41.266	228,3	12:49'22.482	8	27.419	23.123	27.478	22.423	1'40.443	235,8	12:49'29.030
9	27.731	23.155	27.867	22.601	1'41.354	231,8	12:51'03.836	9	27.448	23.085	27.490	22.455	1'40.478	232,8	12:51'09.508
10	27.666	23.284	27.817	22.354	1'41.121C	229,8	12:52'44.957	10	27.460	23.008	27.409	22.385	1'40.262	233,8	12:52'49.770
11	27.545	23.110	27.862	22.389	1'40.906	228,8	12:54'25.863	11	27.408	23.125	27.624	22.469	1'40.626	233,8	12:54'30.396
12	27.550	23.256	27.750	22.444	1'41.000	230,8	12:56'06.863	12	27.404	23.128	27.709	22.453	1'40.694	232,8	12:56'11.090
13	27.575	23.290	27.797	22.249	1'40.911	229,8	12:57'47.774	13	27.638	23.051	27.591	22.396	1'40.676	233,3	12:57'51.766
14	27.463	23.169	27.740	22.259	1'40.631	231,3	12:59'28.405	14	27.564	23.080	27.721	22.428	1'40.793	234,8	12:59'32.559
15	27.404	23.155	27.777	22.192	1'40.528	230,3	13:01'08.933	15	27.684	23.149	27.798	22.395	1'41.026	233,8	13:01'13.585
16	27.478	23.201	27.824	22.490	1'40.993	229,8	13:02'49.926	16	27.609	23.111	27.597	22.369	1'40.686	234,8	13:02'54.271
17	27.620	23.240	28.052	22.383	1'41.295	228,8	13:04'31.221	17	27.515	23.046	27.640	22.380	1'40.581	232,8	13:04'34.852
18	27.548	23.159	28.036	22.411	1'41.154	227,4	13:06'12.375	18	27.652	23.428	27.589	22.426	1'41.095	231,8	13:06'15.947
Race Time 30'20.993								Race Time 30'24.565							

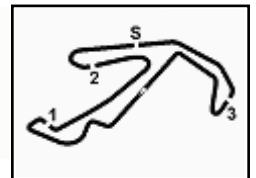
26° 74 P. BIESIEKIRSKI [1'39.947]								29° 63 S. AZMAN [1'40.513]							
Lap	Seg1	Seg2	Seg3	Seg4	Lap Time	km/h	Local Time	Lap	Seg1	Seg2	Seg3	Seg4	Lap Time	km/h	Local Time
1		23.639	27.985	22.429	1'51.296	236,3	12:37'42.678	1		23.455	27.657	22.406	1'50.252	232,8	12:37'41.634
2	27.747	23.257	27.724	22.211	1'40.939	232,8	12:39'23.617	2	27.461	23.191	27.495	22.366	1'40.513	231,8	12:39'22.147
3	27.700	22.894	27.916	22.196	1'40.706	231,3	12:41'04.323	3	27.458	23.138	27.451	22.493	1'40.540	230,8	12:41'02.687
4	27.473	22.909	27.945	22.446	1'40.773	235,8	12:42'45.096	4	27.741	23.540	28.303	22.465	1'42.049	231,8	12:42'44.736
5	28.190	23.093	27.928	22.155	1'41.366	233,8	12:44'26.462	5	28.210	23.312	28.305	22.405	1'42.232	228,8	12:44'26.968
6	27.345	22.807	27.616	22.193	1'39.961	232,8	12:46'06.423	6	27.563	23.606	27.490	22.304	1'40.963	230,8	12:46'07.931
7	28.492	22.851	27.757	22.289	1'41.389C	232,8	12:47'47.812	7	28.206	23.240	27.426	22.586	1'41.458C	230,8	12:47'49.389
8	27.599	23.330	27.555	22.107	1'40.591	232,8	12:49'28.403	8	27.492	23.184	27.706	22.426	1'40.808	228,8	12:49'30.197
9	27.594	22.820	27.670	22.153	1'40.237	233,8	12:51'08.640	9	27.644	23.491	27.786	22.439	1'41.360	227,8	12:51'11.557
10	27.656	23.019	27.721	22.243	1'40.639	233,8	12:52'49.279	10	27.718	23.606	27.807	22.544	1'41.675	227,4	12:52'53.232
11	27.545	22.834	27.933	22.224	1'40.536	230,8	12:54'29.815	11	27.850	23.511	27.873	22.574	1'41.808	226,4	12:54'35.040
12	27.507	22.839	27.783	22.180	1'40.309	234,8	12:56'10.124	12	27.724	23.405	27.917	22.571	1'41.617	227,8	12:56'16.657
13	27.818				1'40.553		12:57'50.677	13	27.821	23.492	27.881	22.513	1'41.707	227,8	12:57'58.364
14				21.961	1'39.947	233,8	12:59'30.624	14	27.794	23.424	27.845	22.645	1'41.708	227,8	12:59'40.072
15	28.083	23.333			1'42.266		13:01'12.890	15	27.826	23.479	28.093	22.718	1'42.116C	227,4	13:01'22.188
16	37.457	23.542	27.882	11.767	1'40.648	226,9	13:02'53.538	16	27.659	23.542	27.882	22.637	1'41.720	226,9	13:03'03.908
17	38.569	23.543	27.928	10.432	1'40.472	225,5	13:04'34.010	17	27.699	23.543	27.928	22.675	1'41.845	225,5	13:04'45.753
18	39.907	23.477	28.088	9.020	1'40.492	225,5	13:06'14.502	18	27.664	23.477	28.088	22.863	1'42.092	225,5	13:06'27.845
Race Time 30'23.120								Race Time 30'36.463							

27° 33 E. MONTERO [1'40.397]								30° 27 K. TOBA [1'39.132]							
Lap	Seg1	Seg2	Seg3	Seg4	Lap Time	km/h	Local Time	Lap	Seg1	Seg2	Seg3	Seg4	Lap Time	km/h	Local Time
1		23.637	27.793	22.401	1'50.809	234,8	12:37'42.191	1		23.362	27.901	22.101	1'49.719	238,4	12:37'41.101
2	27.542	22.993	27.689	22.344	1'40.568	233,8	12:39'22.759	2	27.494	23.055	27.123	1'04.186	2'21.858P	232,8	12:40'02.959
3	27.711	23.000	27.652	22.323	1'40.686	232,8	12:41'03.445	3	3'02.505	23.591	30.997	22.105	4'19.198P	166,7	12:44'22.157
4	27.627	23.082	27.903	22.310	1'40.922	232,8	12:42'44.367	4	27.065	22.994	27.497	22.202	1'39.758	232,8	12:46'01.915
5	27.707	23.038	27.733	22.548	1'41.026	231,8	12:44'25.393	5	27.616	23.011	27.343	22.276	1'40.246C	231,3	12:47'42.161
6	27.695	22.979	27.863	22.299	1'40.836	231,8	12:46'06.229	6	27.228	23.318	28.479	22.610	1'41.635	230,8	12:49'23.796
7	28.451	22.856	27.767	22.315	1'41.389C	230,8	12:47'47.618	7	27.055	22.979	27.443	22.156	1'39.633	233,8	12:51'03.429
8	27.644	22.962	27.627	22.230	1'40.463	232,8	12:49'28.081	8	27.143	22.999	27.287	22.019	1'39.448C	230,8	12:52'42.877
9	27.556	22.839	27.805	22.231	1'40.431	231,8	12:51'08.512	9	27.656	22.931	28.332	22.631	1'41.550	227,4	12:54'24.427
10	27.615	22.913	27.707	22.297	1'40.532	232,8	12:52'49.044	10	27.062	22.985	27.104	21.981	1'39.132	233,3	12:56'03.559
11	27.625	22.894	27.663	22.314	1'40.496	231,8	12:54'29.540	11	27.402	23.005	28.639	22.556	1'41.602	228,8	12:57'45.161
12	27.597	22.879	27.670	22.302	1'40.448	232,8	12:56'09.988	12	27.025	22.966	27.286	22.085	1'39.362	230,8	12:59'24.523
13	27.562	22.956	28.303	22.224	1'41.045	232,8	12:57'51.033	13	27.144	22.936	27.172	22.375	1'39.627	231,8	13:01'04.150
14	27.572	22.971	27.701	22.232	1'40.476	234,3	12:59'31.509	14	27.087	22.974	27.189	22.102	1'39.352	231,8	13:02'43.502
15	27.520	23.059	28.681	22.298	1'41.558	231,8	13:01'13.067	15	27.457	22.985	27.339	22.090	1'39.871	231,8	13:04'23.373
16	27.697	22.966	27.873	22.300	1'40.836	234,8	13:02'53.903	16	27.379	23.031	27.358	22.184	1'39.952	231,8	13:06'03.325
17	27.480	22.975	27.750	22.192	1'40.397	233,8	13:04'34.300	Race Time 30'11.943							
18	27.566	22.939	27.832	22.184	1'40.521	231,8	13:06'14.821	Race Time 30'23.439							

31° 57 A. MAHENDRA [1'38.545]							
Lap	Seg1	Seg2	Seg3	Seg4	Lap Time	km/h	Local Time
1							
2							
3							
4							
5							
6							
7							
8							
9							
10							
11							
12							
13							
14							
15							
16							
17							
18							

14/06/2025 P = Pits In/Out - C = Lap Time Cancelled

These data/results cannot be reproduced, stored and/or transmitted in whole or in part by any manner of electronic, mechanical, photocopying, recording, broadcasting or otherwise now known or herein after developed without the previous express consent by the copyright owner, except for reproduction in daily press and regular printed publications on sale to the public within 60 days of the event related to those data



**Pirelli Emilia-Romagna Round, 13-15 June 2025
Chronological Analysis Race 1**

Start at 12:35'51.382

1		22.933	27.256	22.006	1'46.721	242,7	12:37'38.103
2	27.276	22.585	26.944	21.843	1'38.648	238,4	12:39'16.751
3	27.104	22.507	26.968	21.966	1'38.545	235,8	12:40'55.296
4	27.026	22.601	27.261	21.968	1'38.856	235,8	12:42'34.152
5	27.127	23.026	26.968	21.943	1'39.064	237,9	12:44'13.216
6	27.336	22.534	26.865	22.051	1'38.786	236,8	12:45'52.002
7	27.144	22.928	26.921	21.911	1'38.904	238,4	12:47'30.906
8	27.267	22.564	27.082	22.447	1'39.360	233,8	12:49'10.266
9	27.829	22.659	27.087	22.001	1'39.576	236,3	12:50'49.842
10	41.960	24.274	28.210	31.366	2'05.810	226,9	12:52'55.652
11	34.970	24.998	28.952	5'29.203	6'58.123P	220,4	12:59'53.775
12	43.811	23.253	28.544	22.402	1'58.010CP	228,3	13:01'51.785
13	27.293	22.949	27.398	22.205	1'39.845	231,8	13:03'31.630
14	27.092	22.996	27.491	22.258	1'39.837	227,8	13:05'11.467
15	27.369	22.986	27.741	22.590	1'40.686	229,3	13:06'52.153

Race Time 31'00.771

RET 68 L. POWER [1'40.443]

Lap	Seg.1	Seg.2	Seg.3	Seg.4	Lap Time	km/h	Local Time
1		23.424	27.726	22.383	1'49.532	237,4	12:37'40.914
2	27.545	23.178	27.362	22.442	1'40.527	233,8	12:39'21.441
3	27.554	23.168	27.409	22.473	1'40.604	231,8	12:41'02.045
4	27.573	23.042	27.492	22.402	1'40.509	231,8	12:42'42.554
5	27.594	23.178	27.544	22.416	1'40.732	230,8	12:44'23.286
6	27.627	23.097	27.604	22.487	1'40.815	231,3	12:46'04.101
7	28.335	23.047	27.608	22.442	1'41.432C	231,8	12:47'45.533
8	27.505	23.239	27.619	22.545	1'40.908	230,8	12:49'26.441
9	27.764	23.150	27.647	22.607	1'41.168	229,8	12:51'07.609
10	27.611	23.195	27.538	22.414	1'40.758	229,8	12:52'48.367
11	27.533	23.072	27.530	22.652	1'40.787	230,8	12:54'29.154
12	27.498	23.115	27.415	22.415	1'40.443	230,8	12:56'09.597
13	27.597	23.022	27.470	22.470	1'40.559	232,8	12:57'50.156
14	27.598	23.000	27.409	22.461	1'40.468	233,8	12:59'30.624

Race Time 23'39.242

NC 77 F. FARIOLI [1'37.536]

Lap	Seg.1	Seg.2	Seg.3	Seg.4	Lap Time	km/h	Local Time
1		22.933	26.877	21.899	1'45.379	236,8	12:37'36.761
2	26.933	22.608	26.767	21.865	1'38.173	240,5	12:39'14.934
3	27.333	22.696	26.859	21.846	1'38.734	239,5	12:40'53.668
4	26.914	22.528	26.858	21.634	1'37.934	241,6	12:42'31.602
5	27.133	22.519	27.038	21.724	1'38.414	235,8	12:44'10.016
6	26.888	22.593	27.017	21.736	1'38.234	236,8	12:45'48.250
7	49.464	26.714	31.894	9'32.004	11'20.076P	188,2	12:57'08.326
8	47.156	22.950	27.209	21.951	1'59.266P	236,8	12:59'07.592
9	27.238	22.485	26.657	21.659	1'38.039	239,5	13:00'45.631
10	26.811	22.517	26.617	21.648	1'37.593	240,0	13:02'23.224
11	26.780	22.315	26.842	21.599	1'37.536	238,9	13:04'00.760
12	28.106	23.138	27.591	22.684	1'41.519C	235,3	13:05'42.279

Race Time 29'50.897

RET 3 R. DE ROSA [1'39.746]

Lap	Seg.1	Seg.2	Seg.3	Seg.4	Lap Time	km/h	Local Time
1		23.600	27.576	22.237	1'49.183	234,8	12:37'40.565
2	27.276	23.188	27.481	22.149	1'40.094	232,8	12:39'20.659
3	27.207	23.093	27.365	22.081	1'39.746	230,8	12:41'00.405
4	27.406	22.987	27.238	22.179	1'39.810	232,8	12:42'40.215
5	27.867	23.631	27.439	22.121	1'41.058	233,8	12:44'21.273
6	27.523	23.045	27.294	22.440	1'40.302	234,8	12:46'01.575

Race Time 10'10.193

14/06/2025 P = Pits In/Out - C = Lap Time Cancelled

These data/results cannot be reproduced, stored and/or transmitted in whole or in part by any manner of electronic, mechanical, photocopying, recording, broadcasting or otherwise now known or herein after developed without the previous express consent by the copyright owner, except for reproduction in daily press and regular printed publications on sale to the public within 60 days of the event related to those data/results and always provided that copyright symbol appears together as follows below.

© DORNA WSBK ORGANIZATION Srl 2025