

Pirelli Emilia-Romagna Round, 13-15 June 2025
Results Race 1

Laps 12 = 50,712 Km - Time of Race 22'10.963 - Avg. 137,166 km/h

Pos	Grid	No. Rider	Nat	Team	Bike	LL	Gap	Rel.	Fastest Lap	Speed		
1	10	50 C. THOMPSON	AUS	MTM Kawasaki	Kawasaki Ninja 400	12			1'49.415	187,5	1'50.099	178,5
2	5	43 M. GAGGI	ITA	Team BrCorse	Yamaha YZF-R3	12	0.338	0.338	1'49.720	185,9	1'49.540	183,4
3	6	48 J. GARCIA	ESP	Prodina Kawasaki Racing Sport	Kawasaki Ninja 400	12	0.473	0.135	1'49.625	185,9	1'49.981	178,2
4	3	7 B. FERNANDEZ	ESP	Team#109 Retro Traffic Kove	Kove 321 RR-S	12	0.494	0.021	1'49.844	186,5	1'49.373	181,8
5	4	38 D. SALVADOR	ESP	Team ProDina XCI	Kawasaki Ninja 400	12	0.737	0.243	1'49.815	184,6	1'49.429	181,5
6	14	77 J. OSUNA	ESP	ZAPPAS-DEZA-BOX 77 Racing Team	Kawasaki Ninja 400	12	0.914	0.177	1'49.764	185,6	1'50.599	182,1
7	1	47 A. TORRES	ESP	Team ProDina XCI	Kawasaki Ninja 400	12	1.056	0.142	1'50.082	185,2	1'49.152	177,0
8	7	6 J. BUIS	NED	Freudenberg KTM-Paligo Racing	KTM RC 390 R	12	1.600	0.544	1'49.514	185,6	1'49.991	178,2
9	21	26 M. GENNAI	ITA	MTM Kawasaki	Kawasaki Ninja 400	12	1.660	0.060	1'49.807	185,9	1'51.214	180,9
10	20	27 F. MULYA	INA	ProGP NitiRacing	Yamaha YZF-R3	12	3.104	1.444	1'49.848	185,2	1'51.194	180,0
11	12	78 J. ROSENTHALER	AUT	Freudenberg KTM-Paligo Racing	KTM RC 390 R	12	3.197	0.093	1'49.759	184,6	1'50.549	178,8
12	11	62 K. FONTAINHA	BRA	Yamaha AD78 FIMLA by MS Racing	Yamaha YZF-R3	12	3.234	0.037	1'49.771	184,9	1'50.319	185,2
13	15	88 D. MOGEDA	ESP	Pons Motosport Italika Racing	Kawasaki Ninja 400	12	3.258	0.024	1'49.570	185,9	1'50.609	182,1
14	8	39 J. RISUENO	ESP	MS Racing	Yamaha YZF-R3	12	3.377	0.119	1'49.665	187,5	1'50.001	183,4
15	33	12 H. MAIER	BRA	Yamaha AD78 FIMLA by MS Racing	Yamaha YZF-R3	12	3.637	0.260	1'49.726	187,2	1'50.409	181,2
16	P 2	91 M. VANNUCCI	ITA	PATA AG Motorsport Italia WorldSSP300	Yamaha YZF-R3	12	3.821	0.184	1'49.536	186,5	1'49.297	178,2
17	27	13 R. FERNANDEZ	ESP	Kawasaki Junior Team by MTM	Kawasaki Ninja 400	12	3.964	0.143	1'49.636	186,9	1'51.614	178,2
18	17	96 M. VICH	ESP	Yamaha Motoxrcing WorldSSP300 Team	Yamaha YZF-R3	12	4.081	0.117	1'49.789	185,9	1'50.918	180,9
19	13	4 E. CAZZANIGA	ITA	Racestar Trasimeno	Yamaha YZF-R3	12	4.544	0.463	1'50.222	183,4	1'50.566	184,6
20	16	85 K. SABATUCCI	ITA	Accolade Funds Smrz Racing BGR	Kawasaki Ninja 400	12	17.066	12.522	1'50.032	184,0	1'50.740	181,5
21	23	61 G. IBIDI	ITA	Yamaha Motoxrcing WorldSSP300 Team	Yamaha YZF-R3	12	17.305	0.239	1'50.124	183,4	1'51.288	182,7
22	9	23 E. BARTOLINI	ITA	Team BrCorse	Yamaha YZF-R3	12	17.517	0.212	1'50.162	180,9	1'50.068	183,4
23	29	33 G. SANCHEZ	ESP	ARCO MotoR University Team	Yamaha YZF-R3	12	17.555	0.038	1'50.566	181,5	1'51.849	175,0
24	25	79 T. ALONSO	POR	Pons Motosport Italika Racing	Kawasaki Ninja 400	12	17.817	0.262	1'50.546	182,1	1'51.579	182,1
25	26	36 F. TOREQOTTULLAH	INA	ProGP NitiRacing	Yamaha YZF-R3	12	17.946	0.129	1'50.666	182,7	1'51.584	184,6
26	24	53 P. SVOBODA	CZE	Kawasaki Junior Team by MTM	Kawasaki Ninja 400	12	18.060	0.114	1'50.388	182,7	1'51.423	183,4
27	19	32 K. KEANKUM	THA	ARCO MotoR University Team	Yamaha YZF-R3	12	18.261	0.201	1'50.828	185,2	1'51.129	182,1
28	30	18 P. OLIVARES RODRIGUEZ	ESP	Kawasaki GP Project	Kawasaki Ninja 400	12	18.375	0.114	1'51.051	182,1	1'52.490	177,6
29	22	25 D. OCETE	ESP	Pons Motosport Italika Racing	Kawasaki Ninja 400	12	18.634	0.259	1'51.005	185,2	1'51.262	178,5
30	18	55 U. CALATAYUD	ESP	ARCO MotoR University Team	Yamaha YZF-R3	12	18.793	0.159	1'50.957	179,7	1'50.950	177,0
31	32	29 G. ZANNINI	ITA	ZAPPAS-DEZA-BOX 77 Racing Team	Kawasaki Ninja 400	12	30.620	11.827	1'51.628	182,1	1'53.605	179,1
32	31	8 I. MUNOZ GRANERO	ESP	Kawasaki GP Project	Kawasaki Ninja 400	12	47.546	16.926	1'51.865	178,5	1'53.132	175,3
-----Not Classified-----												
RET	28	11 F. NOVOTNY	CZE	Accolade Funds Smrz Racing BGR	Kawasaki Ninja 400	9	3 Laps		1'51.233	182,1	1'51.717	180,0

AIR	Humidity:	42%	Temp:	31°C
TRACK	Condition:	Dry	Temp:	47°C

Records	Pole [SP]	2022	M.Vannucci	1'48.501	140,216 Km/h
	Race [RC1]	2024	M.Gennai	1'48.749	139,896 Km/h
	All Times [SP]	2022	M.Vannucci	1'48.501	140,216 Km/h
Race Fastest Lap	Lap 5		C.Thompson	1'49.415	139,045 Km/h

14/06/2025 15:16 15:38 The results are provisional until the end of the time limit for protests and appeals and the completion of the technical checks.

Clerk Of The Course: **Raffaele De Fabritis**

These data/results cannot be reproduced, stored and/or transmitted in whole or in part by any manner of electronic, mechanical, photocopying, recording, broadcasting or otherwise now known or herein after developed without the previous express consent by the copyright owner, except for reproduction in daily press and regular printed publications on sale to the public within 60 days of the event related to those data/results and always provided that copyright symbol appears together as follows below.

© DORNA WSBK ORGANIZATION Srl 2025

Pirelli Emilia-Romagna Round, 13-15 June 2025
Results Race 1

LAP LEADERS				
No.	Rider	From	To	Total
38	D. SALVADOR	1	1	1
91	M. VANNUCCI	2	2	1
47	A. TORRES	3	3	1
91	M. VANNUCCI	4	4	1
48	J. GARCIA	5	5	1
38	D. SALVADOR	6	6	2
43	M. GAGGI	7	7	1
48	J. GARCIA	8	8	2
43	M. GAGGI	9	9	1
91	M. VANNUCCI	10	10	3
43	M. GAGGI	11	11	3
50	C. THOMPSON	12	12	1

TOTAL LEADER LAPS			
No.	Rider	Laps	
6	J. BUIS	27	50 C. THOMPSON 3
38	D. SALVADOR	15	91 M. VANNUCCI 3
48	J. GARCIA	8	
12	H. MAIER	7	
66	P. TONN	6	
7	B. FERNANDEZ	5	
43	M. GAGGI	3	
47	A. TORRES	3	

14/06/2025 Start End The results are provisional until the end of the time limit for protests and appeals and the completion of the technical checks.

Clerk Of The Course: **Raffaele De Fabritis**

These data/results cannot be reproduced, stored and/or transmitted in whole or in part by any manner of electronic, mechanical, photocopying, recording, broadcasting or otherwise now known or herein after developed without the previous express consent by the copyright owner, except for reproduction in daily press and regular printed publications on sale to the public within 60 days of the event related to those data/results and always provided that copyright symbol appears together as follows below.

© DORNA WSBK ORGANIZATION Srl 2025

Pirelli Emilia-Romagna Round, 13-15 June 2025
Results Race 1

Race Highlights

Time	No. Rider	Description
15.00.00		Sighting Lap Started
15.13.00		Warm Up Lap Started
15.16.10		Start of Session
15.17.15	6 J. BUIS	#6 2X Long Lap Penalty - Irresponsible Riding
15.17.15	23 E. BARTOLINI	#23 2X Long Lap Penalty - Irresponsible Riding
15.17.16	61 G. IBIDI	#61 2X Long Lap Penalty - Irresponsible Riding
15.19.30	8 I. MUNOZ GRANERO	#8 2X Long Lap Penalty - Jump Start
15.19.37	6 J. BUIS	#6 1 of 2X Long Lap Penalty Completed
15.19.38	23 E. BARTOLINI	#23 1 of 2X Long Lap Penalty Completed
15.20.44	91 M. VANNUCCI	#91 Lap Time Cancelled [1'49.731] - Exceeded Track Limits - Turn 13
15.20.57	6 J. BUIS	#6 2 of 2X Long Lap Penalty Completed
15.22.09	48 J. GARCIA	#48 Lap Time Cancelled [1'49.526] - Exceeded Track Limits - Turn 15
15.22.14	47 A. TORRES	#47 Lap Time Cancelled [1'50.178] - Exceeded Track Limits - Turn 13
15.22.54	8 I. MUNOZ GRANERO	#8 1 of 2X Long Lap Penalty Completed
15.22.55	61 G. IBIDI	#61 1 of 2X Long Lap Penalty Completed
15.24.42	23 E. BARTOLINI	#23 2 of 2X Long Lap Penalty Completed
15.24.42	61 G. IBIDI	#61 2 of 2X Long Lap Penalty Completed
15.24.53	8 I. MUNOZ GRANERO	#8 2 of 2X Long Lap Penalty Completed
15.27.45	7 B. FERNANDEZ	#7 Lap Time Cancelled [1'50.169] - Exceeded Track Limits - Turn 13
15.28.12	38 D. SALVADOR	#38 Lap Time Cancelled [1'50.151] - Exceeded Track Limits - Turn 13
15.28.40	47 A. TORRES	#47 Lap Time Cancelled [1'50.603] - Exceeded Track Limits - Turn 16
15.30.09	91 M. VANNUCCI	#91 Lap Time Cancelled [1'50.423] - Exceeded Track Limits - Turn 11
15.30.20	7 B. FERNANDEZ	#7 Lap Time Cancelled [1'49.904] - Exceeded Track Limits - Turn 11
15.30.26	48 J. GARCIA	#48 Lap Time Cancelled [1'50.664] - Exceeded Track Limits - Turn 11
15.30.55		2/3 of Race Distance Completed
15.31.26	77 J. OSUNA	#77 Lap Time Cancelled [1'51.073] - Exceeded Track Limits - Turn 11
15.31.59	7 B. FERNANDEZ	#7 Lap Time Cancelled [1'51.034] - Exceeded Track Limits - Turn 15
15.32.12	7 B. FERNANDEZ	#7 Track Limits Warning
15.32.50	91 M. VANNUCCI	#91 Lap Time Cancelled [1'50.659] - Exceeded Track Limits - Turn 15
15.33.08	91 M. VANNUCCI	#91 Track Limits Warning
15.33.28	91 M. VANNUCCI	#91 Lap Time Cancelled [1'51.230] - Exceeded Track Limits - Turn 11
15.33.55	43 M. GAGGI	#43 Lap Time Cancelled [1'51.085] - Exceeded Track Limits - Turn 11
15.34.06	11 F. NOVOTNY	#11 Crashed - Turn 10
15.34.35	38 D. SALVADOR	#38 Lap Time Cancelled [1'50.873] - Exceeded Track Limits - Turn 11
15.35.22	11 F. NOVOTNY	#11 Not Actively Competing
15.35.58	47 A. TORRES	#47 Track Limits Warning
15.36.14	85 K. SABATUCCI	#85 Crashed - Turn 14
15.36.20	85 K. SABATUCCI	#85 Rejoined
15.36.32	8 I. MUNOZ GRANERO	#8 Lap Time Cancelled [1'54.250] - Yellow Flag - Turn 9
15.37.06	29 G. ZANNINI	#29 Lap Time Cancelled [1'53.935] - Yellow Flag - Turn 10
15.37.11	8 I. MUNOZ GRANERO	#8 Lap Time Cancelled [1'54.250] - Yellow Flag - Turn 10
15.37.28	47 A. TORRES	#47 Lap Time Cancelled [1'50.135] - Exceeded Track Limits - Turn 11
15.37.57	36 F. TOREQOTTULLAH	#36 Lap Time Cancelled [1'51.746] - Yellow Flag - Turn 14
15.38.02	53 P. SVOBODA	#53 Lap Time Cancelled [1'52.109] - Yellow Flag - Turn 14
15.38.07	33 G. SANCHEZ	#33 Lap Time Cancelled [1'52.697] - Yellow Flag - Turn 14
15.38.12	61 G. IBIDI	#61 Lap Time Cancelled [1'52.318] - Yellow Flag - Turn 14
15.38.17	79 T. ALONSO	#79 Lap Time Cancelled [1'51.784] - Yellow Flag - Turn 14
15.38.22	23 E. BARTOLINI	#23 Lap Time Cancelled [1'50.987] - Yellow Flag - Turn 14
15.38.27	32 K. KEANKUM	#32 Lap Time Cancelled [1'52.242] - Yellow Flag - Turn 14
15.38.32	55 U. CALATAYUD	#55 Lap Time Cancelled [1'52.198] - Yellow Flag - Turn 14
15.39.10		Results Under Review
15.39.42		Podium Confirmed
15.39.48	12 H. MAIER	#12 Lap Time Cancelled [1'50.583] - Exceeded Track Limits - Turn 11
15.39.53	91 M. VANNUCCI	#91 Lap Time Cancelled [1'51.230] - Exceeded Track Limits - Turn 11
15.40.27	77 J. OSUNA	#77 Lap Time Cancelled [1'51.142] - Exceeded Track Limits - Turn 15
15.41.00	48 J. GARCIA	#48 Lap Time Cancelled [1'51.643] - Exceeded Track Limits - Turn 16
15.42.19	91 M. VANNUCCI	#91 Lap Time Cancelled [1'50.679] - Exceeded Track Limits - Turn 15
15.42.37	91 M. VANNUCCI	#91 Penalized by 3 seconds for Track Limits Infringement - LLP Time
15.44.59		End of Session

14/06/2025 15:16 15:38 The results are provisional until the end of the time limit for protests and appeals and the completion of the technical checks.

Clerk Of The Course: **Raffaele De Fabritiis**

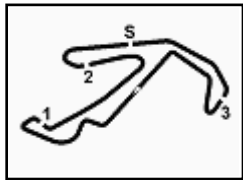
These data/results cannot be reproduced, stored and/or transmitted in whole or in part by any manner of electronic, mechanical, photocopying, recording, broadcasting or otherwise now known or herein after developed without the previous express consent by the copyright owner, except for reproduction in daily press and regular printed publications on sale to the public within 60 days of the event related to those data/results and always provided that copyright symbol appears together as follows below.

© DORNA WSBK ORGANIZATION Srl 2025

Pirelli Emilia-Romagna Round, 13-15 June 2025
Riders Standings

	Points	Points From First	Points From Previous	March 30 PORTIMAO	April 13 ASSEN	May 18 MOST	June 15 MISANO	September 7 MAGNY-COURS	September 28 ARAGON	October 12 ESTORIL	October 19 JEREZ								
1 GARCIA Julio [ESP]	113			20 20	16 5	25 11	16												
2 FERNANDEZ Benat [ESP]	109	4		13 25	11 11	16 20	13												
3 BUIS Jeffrey [NED]	108	5	1	25	25 25	25	8												
4 SALVADOR David [ESP]	88	25	20	11	13 20	20 13	11												
5 THOMPSON Carter [AUS]	82	31	6	10 13	10 10	5 9	25												
6 MAIER Humberto [BRA]	70	43	12	11	20 9	13 16	1												
7 TORRES Antonio [ESP]	67	46	3	16 16	7	9 10	9												
8 GAGGI Marco [ITA]	49	64	18		13	8 8	20												
9 VANNUCCI Matteo [ITA]	46	67	3	9 5	8 8	11 5													
10 OSUNA Jose [ESP]	38	75	8	7	7	7 7	10												
11 MULYA Felix [INA]	30	83	8	7 9	4	4	6												
12 FONTAINHA Kevin [BRA]	30	83	0	5 4	5 4	2 6	4												
13 MOGEDA Daniel [ESP]	28	85	2		9 16		3												
14 BARTOLINI Elia [ITA]	22	91	6	1 8	2 1	10													
15 TONN Phillip [GER]	18	95	4	8 10															
16 GENNAI Mirko [ITA]	17	96	1		6	3 1	7												
17 SABATUCCI Kevin [ITA]	17	96	0	3 2	3 6	1 2													
18 ALONSO Tomas [POR]	12	101	5	6 6															
19 SVOBODA Petr [CZE]	9	104	3	2 1		6													
20 ROSENTHALER Jakob [AUT]	9	104	0				4 5												
21 RISUENO Juan [ESP]	8	105	1	3	3		2												
22 TORIQOTTULLAH Faerozi [INA]	4	109	4	4															
23 CALATAYUD Unai [ESP]	3	110	1				3												
24 ERCOLANI Emiliano [ITA]	2	111	1		2														
25 DI PERSIO Alessandro [ITA]	1	112	1		1														

14/06/2025 First Line: Championship Standings - Second Line: Ranking Progression
These data/results cannot be reproduced, stored and/or transmitted in whole or in part by any manner of electronic, mechanical, photocopying, recording, broadcasting or otherwise now known or herein after developed without the previous express consent by the copyright owner, except for reproduction in daily press and regular printed publications on sale to the public within 60 days of the event related to those data/results and always provided that copyright symbol appears together as follows below.
© DORNA WSBK ORGANIZATION Srl 2025



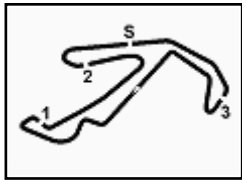
Misano Circuit Sic 58 4.226 m

Pirelli Emilia-Romagna Round, 13-15 June 2025
Manufacturers Standings

	Points	Points From First	Points From Previous	March 30 PORTIMAO	April 13 ASSEN	May 18 MOST	June 15 MISANO	September 7 MAGNY-COURS	September 28 ARAGON	October 12 ESTORIL	October 19 JEREZ							
1 KAWASAKI	139			20 20 2 1	16 20 2 2	25 13 1 1	25 1 1											
2 KTM	118	21		25 10 1 3	25 25 1 1	25 8 2 2	8 2 2											
3 KOVE	109	30	9	13 25 3 2	11 11 3 3	16 20 3 3	13 3 3											
4 YAMAHA	102	37	7	11 9 4 4	20 13 4 4	13 16 4 4	20 4 4											

14/06/2025 First Line: Championship Standings - Second Line: Ranking Progression
These data/results cannot be reproduced, stored and/or transmitted in whole or in part by any manner of electronic, mechanical, photocopying, recording, broadcasting or otherwise now known or herein after developed without the previous express consent by the copyright owner, except for reproduction in daily press and regular printed publications on sale to the public within 60 days of the event related to those data/results and always provided that copyright symbol appears together as follows below.
© DORNA WSBK ORGANIZATION Srl 2025





Misano Circuit Sic 58 4.226 m

Pirelli Emilia-Romagna Round, 13-15 June 2025
Teams Standings

	March 30 PORTIMAO	April 13 ASSEN	May 18 MIST	June 15 MISANO	September 7 MAGNY-COURS	September 28 ARAGON	October 12 ESTORIL	October 19 JEREZ												
1 Team ProDina XCI	155																			
SALVADOR David	88	11	13	20	20	13	11													
TORRES Antonio	67	16	16	7	9	10	9													
2 Freudenberg KTM-Paligo Racing	135 [-20]																			
BUIS Jeffrey	108	25	25	25	25	8														
TONN Phillip	18	8	10																	
ROSENTHALER Jakob	9				4	5														
3 Prodina Kawasaki Racing Sport	113 [-42]																			
GARCIA Julio	113	20	20	16	5	25	11	16												
4 Team#109 Retro Traffic Kove	109 [-46]																			
FERNANDEZ Benat	109	13	25	11	11	16	20	13												
5 Yamaha AD78 FIMLA by MS Racing	100 [-55]																			
MAIER Humberto	70	11	20	9	13	16	1													
FONTAINHA Kevin	30	5	4	5	4	2	6	4												
6 MTM Kawasaki	99 [-56]																			
THOMPSON Carter	82	10	13	10	10	5	9	25												
GENNAI Mirko	17			6		3	1	7												
7 Team BrCorse	71 [-84]																			
GAGGI Marco	49				13	8	8	20												
BARTOLINI Eia	22	1	8	2	1	10														
8 PATA AG Motorsport Italia WorldSSP300	46 [-109]																			
VANNUCCI Matteo	46	9	5	8	8	11	5													
9 Pons Motosport Italika Racing	40 [-115]																			
MOGEDA Daniel	28			9	16		3													
ALONSO Tomas	12	6	6																	
10 ZAPPAS-DEZA-BOX 77 Racing Team	38 [-117]																			
OSUNA Jose	38		7	7		7	7	10												
11 ProGP NitiRacing	34 [-121]																			
MULYA Felix	30	7	9	4		4		6												
TOREQOTTULLAH Faerozi	4	4																		
12 Accolade Funds Smrz Racing BGR	17 [-138]																			
SABATUCCI Kevin	17	3	2	3	6	1	2													
13 Kawasaki Junior Team by MTM	9 [-146]																			
SVOBODA Petr	9	2	1			6														
14 MS Racing	8 [-147]																			
RISUENO Juan	8		3		3		2													
15 ARCO MotoR University Team	4 [-151]																			
CALATAYUD Unai	3					3														
DI PERSIO Alessandro	1			1																
16 Kawasaki GP Project	2 [-153]																			
ERCOLANI Emiliano	2			2																

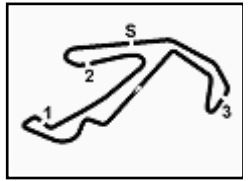
14/06/2025

These data/results cannot be reproduced, stored and/or transmitted in whole or in part by any manner of electronic, mechanical, photocopying, recording, broadcasting or otherwise now known or herein after developed without the previous express consent by the copyright owner, except for reproduction in daily press and regular printed publications on sale to the public within 60 days of the event related to those data/results and always provided that copyright symbol appears together as follows below.

© DORNA WSBK ORGANIZATION Srl 2025

FICR PERUGIA TIMING





Misano Circuit Sic 58 4.226 m

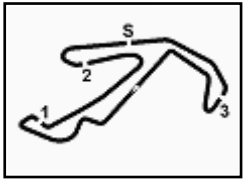
Pirelli Emilia-Romagna Round, 13-15 June 2025
Pirelli Best Lap Award

	Points	Points From First	Points From Previous	March 30 PORTIMAO	April 13 ASSEN	May 18 MOST	June 15 MISANO	September 7 MAGNY-COURS	September 28 ARAGON	October 12 ESTORIL	October 19 JEREZ							
1 GARCIA Julio (ESP)	2			1		1												
2 SALVADOR David (ESP)	2	0		1		1												
3 FERNANDEZ Benat (ESP)	2	0	0		1	1												
4 THOMPSON Carter (AUS)	1	1	1				1											

14/06/2025 First Line: Race 1 & 2

These data/results cannot be reproduced, stored and/or transmitted in whole or in part by any manner of electronic, mechanical, photocopying, recording, broadcasting or otherwise now known or herein after developed without the previous express consent by the copyright owner, except for reproduction in daily press and regular printed publications on sale to the public within 60 days of the event related to those data/results and always provided that copyright symbol appears together as follows below.

© DORNA WSBK ORGANIZATION Srl 2025



Misano Circuit Sic 58 4.226 m

Pirelli Emilia-Romagna Round, 13-15 June 2025

Best Sectors & Speed Race 1

RESULTS				
1	50	C. THOMPSON	Kawasaki Ninja 400	Laps 12
2	43	M. GAGGI	Yamaha YZF-R3	0.338
3	48	J. GARCIA	Kawasaki Ninja 400	0.473
4	7	B. FERNANDEZ	Kove 321 RR-S	0.494
5	38	D. SALVADOR	Kawasaki Ninja 400	0.737
6	77	J. OSUNA	Kawasaki Ninja 400	0.914
7	47	A. TORRES	Kawasaki Ninja 400	1.056
8	6	J. BUIS	KTM RC 390 R	1.600
9	26	M. GENNAI	Kawasaki Ninja 400	1.660
10	27	F. MULYA	Yamaha YZF-R3	3.104
11	78	J. ROSENTHALER	KTM RC 390 R	3.197
12	62	K. FONTAINHA	Yamaha YZF-R3	3.234
13	88	D. MOGEDA	Kawasaki Ninja 400	3.258
14	39	J. RISUENO	Yamaha YZF-R3	3.377
15	12	H. MAIER	Yamaha YZF-R3	3.637
16	91	M. VANNUCCI	Yamaha YZF-R3	3.821
17	13	R. FERNANDEZ	Kawasaki Ninja 400	3.964
18	96	M. VICH	Yamaha YZF-R3	4.081
19	4	E. CAZZANIGA	Yamaha YZF-R3	4.544
20	85	K. SABATUCCI	Kawasaki Ninja 400	17.066
21	61	G. IBIDI	Yamaha YZF-R3	17.305
22	23	E. BARTOLINI	Yamaha YZF-R3	17.517
23	33	G. SANCHEZ	Yamaha YZF-R3	17.555
24	79	T. ALONSO	Kawasaki Ninja 400	17.817
25	36	F. TOREOTTULLAH	Yamaha YZF-R3	17.946
26	53	P. SVOBODA	Kawasaki Ninja 400	18.060
27	32	K. KEANKUM	Yamaha YZF-R3	18.261
28	18	P. OLIVARES RODRIGUEZ	Kawasaki Ninja 400	18.375
29	25	D. OCETE	Kawasaki Ninja 400	18.634
30	55	U. CALATAYUD	Yamaha YZF-R3	18.793
31	29	G. ZANNINI	Kawasaki Ninja 400	30.620
32	8	I. MUNOZ GRANERO	Kawasaki Ninja 400	47.546
RET	11	F. NOVOTNY	Kawasaki Ninja 400	3 Laps

SPEED				
1	39	J. RISUENO	Yamaha YZF-R3	187,5
2	50	C. THOMPSON	Kawasaki Ninja 400	187,5
3	12	H. MAIER	Yamaha YZF-R3	187,2
4	13	R. FERNANDEZ	Kawasaki Ninja 400	186,9
5	7	B. FERNANDEZ	Kove 321 RR-S	186,5
6	91	M. VANNUCCI	Yamaha YZF-R3	186,5
7	26	M. GENNAI	Kawasaki Ninja 400	185,9
8	96	M. VICH	Yamaha YZF-R3	185,9
9	48	J. GARCIA	Kawasaki Ninja 400	185,9
10	88	D. MOGEDA	Kawasaki Ninja 400	185,9
11	43	M. GAGGI	Yamaha YZF-R3	185,9
12	6	J. BUIS	KTM RC 390 R	185,6
13	77	J. OSUNA	Kawasaki Ninja 400	185,6
14	32	K. KEANKUM	Yamaha YZF-R3	185,2
15	25	D. OCETE	Kawasaki Ninja 400	185,2
16	47	A. TORRES	Kawasaki Ninja 400	185,2
17	27	F. MULYA	Yamaha YZF-R3	185,2
18	62	K. FONTAINHA	Yamaha YZF-R3	184,9
19	78	J. ROSENTHALER	KTM RC 390 R	184,6
20	38	D. SALVADOR	Kawasaki Ninja 400	184,6
21	85	K. SABATUCCI	Kawasaki Ninja 400	184,0
22	61	G. IBIDI	Yamaha YZF-R3	183,4
23	4	E. CAZZANIGA	Yamaha YZF-R3	183,4
24	53	P. SVOBODA	Kawasaki Ninja 400	182,7
25	36	F. TOREOTTULLAH	Yamaha YZF-R3	182,7
26	11	F. NOVOTNY	Kawasaki Ninja 400	182,1
27	29	G. ZANNINI	Kawasaki Ninja 400	182,1
28	18	P. OLIVARES RODRIGUEZ	Kawasaki Ninja 400	182,1
29	79	T. ALONSO	Kawasaki Ninja 400	182,1
30	33	G. SANCHEZ	Yamaha YZF-R3	181,5
31	23	E. BARTOLINI	Yamaha YZF-R3	180,9
32	55	U. CALATAYUD	Yamaha YZF-R3	179,7
33	8	I. MUNOZ GRANERO	Kawasaki Ninja 400	178,5

SEG. 1		SEG. 2		SEG. 3		SEG. 4									
1	6	J. BUIS	28.202	1	12	H. MAIER	30.720	1	39	J. RISUENO	23.788				
2	48	J. GARCIA	28.250	2	7	B. FERNANDEZ	25.754	2	77	J. OSUNA	30.782	2	50	C. THOMPSON	23.806
3	91	M. VANNUCCI	28.285	3	77	J. OSUNA	25.815	3	78	J. ROSENTHALER	30.822	3	62	K. FONTAINHA	23.834
4	43	M. GAGGI	28.299	4	38	D. SALVADOR	25.829	4	6	J. BUIS	30.826	4	38	D. SALVADOR	23.837
5	47	A. TORRES	28.343	5	78	J. ROSENTHALER	25.867	5	88	D. MOGEDA	30.844	5	7	B. FERNANDEZ	23.837
6	38	D. SALVADOR	28.352	6	43	M. GAGGI	25.879	6	48	J. GARCIA	30.850	6	47	A. TORRES	23.898
7	50	C. THOMPSON	28.361	7	91	M. VANNUCCI	25.886	7	27	F. MULYA	30.859	7	12	H. MAIER	23.902
8	26	M. GENNAI	28.396	8	47	A. TORRES	25.902	8	85	K. SABATUCCI	30.868	8	13	R. FERNANDEZ	23.904
9	7	B. FERNANDEZ	28.402	9	39	J. RISUENO	25.913	9	43	M. GAGGI	30.896	9	43	M. GAGGI	23.904
10	78	J. ROSENTHALER	28.453	10	6	J. BUIS	25.922	10	26	M. GENNAI	30.926	10	6	J. BUIS	23.915
11	23	E. BARTOLINI	28.457	11	12	H. MAIER	25.930	11	39	J. RISUENO	30.927	11	77	J. OSUNA	23.929
12	96	M. VICH	28.463	12	85	K. SABATUCCI	25.945	12	13	R. FERNANDEZ	30.958	12	48	J. GARCIA	23.947
13	33	G. SANCHEZ	28.486	13	96	M. VICH	25.949	13	61	G. IBIDI	30.963	13	96	M. VICH	23.948
14	27	F. MULYA	28.506	14	13	R. FERNANDEZ	25.957	14	96	M. VICH	30.977	14	85	K. SABATUCCI	23.958
15	88	D. MOGEDA	28.507	15	26	M. GENNAI	25.989	15	23	E. BARTOLINI	30.985	15	18	P. OLIVARES RODRIGUEZ	23.992
16	77	J. OSUNA	28.511	16	62	K. FONTAINHA	26.002	16	50	C. THOMPSON	30.998	16	91	M. VANNUCCI	23.995
17	62	K. FONTAINHA	28.511	17	88	D. MOGEDA	26.028	17	62	K. FONTAINHA	31.002	17	4	E. CAZZANIGA	24.017
18	61	G. IBIDI	28.520	18	48	J. GARCIA	26.060	18	4	E. CAZZANIGA	31.019	18	26	M. GENNAI	24.028
19	55	U. CALATAYUD	28.532	19	27	F. MULYA	26.079	19	36	F. TOREOTTULLAH	31.038	19	78	J. ROSENTHALER	24.036
20	53	P. SVOBODA	28.550	20	4	E. CAZZANIGA	26.129	20	53	P. SVOBODA	31.094	20	55	U. CALATAYUD	24.044
21	12	H. MAIER	28.582	21	55	U. CALATAYUD	26.161	21	38	D. SALVADOR	31.156	21	53	P. SVOBODA	24.047
22	39	J. RISUENO	28.600	22	36	F. TOREOTTULLAH	26.167	22	33	G. SANCHEZ	31.170	22	61	G. IBIDI	24.063
23	13	R. FERNANDEZ	28.605	23	32	K. KEANKUM	26.188	23	7	B. FERNANDEZ	31.175	23	33	G. SANCHEZ	24.073
24	4	E. CAZZANIGA	28.620	24	23	E. BARTOLINI	26.239	24	55	U. CALATAYUD	31.210	24	88	D. MOGEDA	24.080
25	85	K. SABATUCCI	28.623	25	79	T. ALONSO	26.284	25	91	M. VANNUCCI	31.245	25	79	T. ALONSO	24.125
26	36	F. TOREOTTULLAH	28.636	26	8	I. MUNOZ GRANERO	26.300	26	25	D. OCETE	31.254	26	27	F. MULYA	24.133
27	18	P. OLIVARES RODRIGUEZ	28.637	27	25	D. OCETE	26.345	27	11	F. NOVOTNY	31.261	27	32	K. KEANKUM	24.172
28	79	T. ALONSO	28.656	28	61	G. IBIDI	26.394	28	47	A. TORRES	31.293	28	25	D. OCETE	24.173
29	32	K. KEANKUM	28.669	29	33	G. SANCHEZ	26.405	29	32	K. KEANKUM	31.299	29	11	F. NOVOTNY	24.183
30	11	F. NOVOTNY	28.669	30	18	P. OLIVARES RODRIGUEZ	26.419	30	79	T. ALONSO	31.336	30	23	E. BARTOLINI	24.214
31	25	D. OCETE	28.702	31	53	P. SVOBODA	26.426	31	29	G. ZANNINI	31.390	31	36	F. TOREOTTULLAH	24.237
32	8	I. MUNOZ GRANERO	28.846	32	11	F. NOVOTNY	26.530	32	18	P. OLIVARES RODRIGUEZ	31.536	32	8	I. MUNOZ GRANERO	24.240
33	29	G. ZANNINI	28.858	33	29	G. ZANNINI	26.595	33	8	I. MUNOZ GRANERO	31.951	33	29	G. ZANNINI	24.292

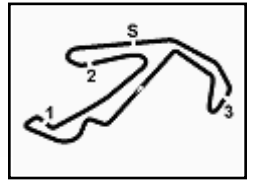
14/06/2025

These data/results cannot be reproduced, stored and/or transmitted in whole or in part by any manner of electronic, mechanical, photocopying, recording, broadcasting or otherwise now known or herein after developed without the previous express consent by the copyright owner, except for reproduction in daily press and regular printed publications on sale to the public within 60 days of the event related to those data/results and always provided that copyright symbol appears together as follows below.

© DORNA WSBK ORGANIZATION Srl 2025

FICR PERUGIA TIMING





Pirelli Emilia-Romagna Round, 13-15 June 2025
Lap Chart Race 1

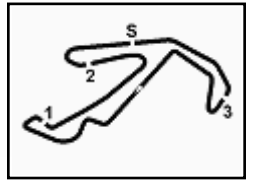
	Lap											
	1	2	3	4	5	6	7	8	9	10	11	12
1	38	91	47	91	48	38	43	48	43	91	43	50
2	6	47	38	38	38	48	48	43	48	38	91	43
3	47	50	48	48	50	50	38	91	91	43	38	48
4	50	38	43	47	91	43	7	7	7	47	7	7
5	7	43	91	77	47	91	91	6	38	6	48	38
6	91	77	77	50	43	47	77	50	6	7	50	91
7	43	7	88	43	77	7	50	38	50	48	47	77
8	48	88	7	7	7	77	6	77	77	50	77	47
9	39	48	50	78	78	6	47	26	47	77	6	6
10	23	39	78	88	6	26	26	78	26	26	26	26
11	77	78	39	26	26	78	78	27	78	85	78	27
12	88	6	26	85	88	27	27	47	85	62	27	78
13	78	85	85	6	27	85	85	85	88	78	88	62
14	85	26	27	27	85	88	88	12	27	27	62	88
15	27	62	62	39	62	12	12	62	62	88	12	39
16	62	27	6	62	96	62	62	88	12	12	13	12
17	96	4	4	96	39	96	96	39	13	13	39	13
18	26	96	96	4	4	39	39	96	39	39	96	96
19	4	13	13	23	12	4	13	13	96	96	4	4
20	55	23	23	12	13	13	4	4	4	85	85	
21	13	55	12	13	55	23	23	33	33	33	36	61
22	61	12	61	55	23	55	33	36	36	53	53	23
23	12	36	55	61	33	33	53	23	61	36	33	33
24	36	61	79	53	53	53	36	79	53	61	23	79
25	79	79	36	79	36	36	79	53	55	32	79	36
26	25	25	33	33	79	79	32	61	79	55	61	53
27	33	33	53	36	32	32	55	55	32	79	32	32
28	32	32	32	32	61	61	61	32	23	23	55	18
29	53	53	25	11	11	11	11	18	18	25	18	25
30	18	18	18	18	25	18	18	11	25	18	25	55
31	11	29	11	25	18	25	25	25	11	29	29	29
32	29	11	29	29	29	29	29	29	29	8	8	8
33	8	8	8	8	8	8	8	8	8			

Final Result		
1	50 C. THOMPSON	Laps 12
2	43 M. GAGGI	0.338
3	48 J. GARCIA	0.473
4	7 B. FERNANDEZ	0.494
5	38 D. SALVADOR	0.737
6	77 J. OSUNA	0.914
7	47 A. TORRES	1.056
8	6 J. BUIS	1.600
9	26 M. GENNAI	1.660
10	27 F. MULYA	3.104
11	78 J. ROSENTHALER	3.197
12	62 K. FONTAINHA	3.234
13	88 D. MOGEDA	3.258
14	39 J. RISUENO	3.377
15	12 H. MAIER	3.637
16	91 M. VANNUCCI (P)	3.821
17	13 R. FERNANDEZ	3.964
18	96 M. VICH	4.081
19	4 E. CAZZANIGA	4.544
20	85 K. SABATUCCI	17.066
21	61 G. IBIDI	17.305
22	23 E. BARTOLINI	17.517
23	33 G. SANCHEZ	17.555
24	79 T. ALONSO	17.817
25	36 F. TOREQOTTULLAH	17.946
26	53 P. SVOBODA	18.060
27	32 K. KEANKUM	18.261
28	18 P. OLIVARES RODRIGU	18.375
29	25 D. OCETE	18.634
30	55 U. CALATAYUD	18.793
31	29 G. ZANNINI	30.620
32	8 I. MUNOZ GRANERO	47.546
RET	11 F. NOVOTNY	3 Laps

14/06/2025

These data/results cannot be reproduced, stored and/or transmitted in whole or in part by any manner of electronic, mechanical, photocopying, recording, broadcasting or otherwise now known or herein after developed without the previous express consent by the copyright owner, except for reproduction in daily press and regular printed publications on sale to the public within 60 days of the event related to those data/results and always provided that copyright symbol appears together as follows below.

© DORNA WSBK ORGANIZATION Srl 2025



Pirelli Emilia-Romagna Round, 13-15 June 2025

Lap Chart Race 1

Misano Circuit Sic 58 4.226 m

2 / 4

Lap 1		
1	38	D.Salvador 1'56.218
2	6	J.Buis 0.079
3	47	A.Torres 0.187
4	50	C.Thompson 0.230
5	7	B.Fernandez 0.420
6	91	M.Vannucci 0.480
7	43	M.Gaggi 0.631
8	48	J.Garcia 0.789
9	39	J.Risueno 0.859
10	23	E.Bartolini 1.230
11	77	J.Osuna 1.279
12	88	D.Mogeda 1.656
13	78	J.Rosenthaler 1.769
14	85	K.Sabatucci 1.802
15	27	F.Mulya 2.268
16	62	K.Fontainha 2.380
17	96	M.Vich 2.451
18	26	M.Gennai 2.456
19	4	E.Cazzaniga 2.606
20	55	U.Calatayud 2.987
21	13	R.Fernandez 3.051
22	61	G.Ibidi 3.283
23	12	H.Maier 3.483
24	36	F.Toreqottullah 3.765
25	79	T.Alonso 3.926
26	25	D.Ocete 4.052
27	33	G.Sanchez 4.216
28	32	K.Keankum 4.525
29	53	P.Svoboda 4.922
30	18	P.Olivares Rodriguez 5.414
31	11	F.Novotny 5.474
32	29	G.Zannini 5.579
33	8	I.Munoz Granero 5.615

3	48	J.Garcia 0.330
4	43	M.Gaggi 0.538
5	91	M.Vannucci 0.574
6	77	J.Osuna 0.686
7	88	D.Mogeda 0.883
8	7	B.Fernandez 0.948
9	50	C.Thompson 1.046
10	78	J.Rosenthaler 1.224
11	39	J.Risueno 1.525
12	26	M.Gennai 1.734
13	85	K.Sabatucci 1.782
14	27	F.Mulya 2.320
15	62	K.Fontainha 2.379
16	6	J.Buis 2.443
17	4	E.Cazzaniga 2.621
18	96	M.Vich 2.885
19	13	R.Fernandez 3.127
20	23	E.Bartolini 3.342
21	12	H.Maier 3.434
22	61	G.Ibidi 4.226
23	55	U.Calatayud 4.339
24	79	T.Alonso 6.122
25	36	F.Toreqottullah 6.257
26	33	G.Sanchez 7.233
27	53	P.Svoboda 7.370
28	32	K.Keankum 7.823
29	25	D.Ocete 7.884
30	18	P.Olivares Rodriguez 8.036
31	11	F.Novotny 8.293
32	29	G.Zannini 8.932
33	8	I.Munoz Granero 9.115

6	43	M.Gaggi 0.854
7	77	J.Osuna 0.890
8	7	B.Fernandez 0.960
9	78	J.Rosenthaler 1.170
10	6	J.Buis 1.493
11	26	M.Gennai 1.647
12	88	D.Mogeda 1.832
13	27	F.Mulya 2.080
14	85	K.Sabatucci 2.192
15	62	K.Fontainha 3.647
16	96	M.Vich 3.682
17	39	J.Risueno 3.711
18	4	E.Cazzaniga 4.203
19	12	H.Maier 4.208
20	13	R.Fernandez 4.377
21	55	U.Calatayud 7.250
22	23	E.Bartolini 7.356
23	33	G.Sanchez 8.687
24	53	P.Svoboda 9.051
25	36	F.Toreqottullah 9.342
26	79	T.Alonso 9.528
27	32	K.Keankum 9.629
28	61	G.Ibidi 11.044
29	11	F.Novotny 11.125
30	25	D.Ocete 11.323
31	18	P.Olivares Rodriguez 11.444
32	29	G.Zannini 12.207
33	8	I.Munoz Granero 22.626

9	47	A.Torres 0.986
10	26	M.Gennai 1.844
11	78	J.Rosenthaler 2.223
12	27	F.Mulya 2.371
13	85	K.Sabatucci 2.435
14	88	D.Mogeda 2.523
15	12	H.Maier 3.057
16	62	K.Fontainha 3.146
17	96	M.Vich 3.410
18	39	J.Risueno 3.460
19	13	R.Fernandez 4.012
20	4	E.Cazzaniga 4.474
21	23	E.Bartolini 10.034
22	33	G.Sanchez 10.119
23	53	P.Svoboda 10.343
24	36	F.Toreqottullah 10.581
25	79	T.Alonso 10.641
26	32	K.Keankum 10.791
27	55	U.Calatayud 11.186
28	61	G.Ibidi 11.971
29	11	F.Novotny 13.097
30	18	P.Olivares Rodriguez 13.159
31	25	D.Ocete 14.267
32	29	G.Zannini 15.770
33	8	I.Munoz Granero 29.844

Lap 4		
1	91	M.Vannucci 7'26.933
2	38	D.Salvador 0.189
3	48	J.Garcia 0.357
4	47	A.Torres 0.409
5	77	J.Osuna 0.646
6	50	C.Thompson 0.680
7	43	M.Gaggi 1.034
8	7	B.Fernandez 1.098
9	78	J.Rosenthaler 1.393
10	88	D.Mogeda 1.552
11	26	M.Gennai 1.645
12	85	K.Sabatucci 1.863
13	6	J.Buis 1.961
14	27	F.Mulya 2.214
15	39	J.Risueno 2.264
16	62	K.Fontainha 2.793
17	96	M.Vich 3.112
18	4	E.Cazzaniga 3.441
19	23	E.Bartolini 3.697
20	12	H.Maier 3.722
21	13	R.Fernandez 3.911
22	55	U.Calatayud 5.354
23	61	G.Ibidi 7.564
24	53	P.Svoboda 7.648
25	79	T.Alonso 8.056
26	33	G.Sanchez 8.103
27	36	F.Toreqottullah 8.371
28	32	K.Keankum 8.608
29	11	F.Novotny 9.589
30	18	P.Olivares Rodriguez 9.716
31	25	D.Ocete 9.883
32	29	G.Zannini 10.450
33	8	I.Munoz Granero 15.555

Lap 6		
1	38	D.Salvador 11'07.088
2	48	J.Garcia 0.035
3	50	C.Thompson 0.093
4	43	M.Gaggi 0.401
5	91	M.Vannucci 0.543
6	47	A.Torres 0.939
7	7	B.Fernandez 0.956
8	77	J.Osuna 0.991
9	6	J.Buis 1.141
10	26	M.Gennai 1.281
11	78	J.Rosenthaler 1.402
12	27	F.Mulya 1.984
13	85	K.Sabatucci 2.051
14	88	D.Mogeda 2.095
15	12	H.Maier 3.994
16	62	K.Fontainha 4.038
17	96	M.Vich 4.284
18	39	J.Risueno 4.458
19	4	E.Cazzaniga 4.677
20	13	R.Fernandez 4.903
21	23	E.Bartolini 8.778
22	55	U.Calatayud 8.933
23	33	G.Sanchez 9.536
24	53	P.Svoboda 9.661
25	36	F.Toreqottullah 9.835
26	79	T.Alonso 9.901
27	32	K.Keankum 10.284
28	61	G.Ibidi 11.635
29	11	F.Novotny 12.527
30	18	P.Olivares Rodriguez 12.538
31	25	D.Ocete 13.156
32	29	G.Zannini 14.049
33	8	I.Munoz Granero 26.389

Lap 8		
1	48	J.Garcia 14'48.575
2	43	M.Gaggi 0.092
3	91	M.Vannucci 0.138
4	7	B.Fernandez 0.407
5	6	J.Buis 0.421
6	50	C.Thompson 0.529
7	38	D.Salvador 0.680
8	77	J.Osuna 0.745
9	26	M.Gennai 1.208
10	78	J.Rosenthaler 1.443
11	27	F.Mulya 1.860
12	47	A.Torres 1.920
13	85	K.Sabatucci 2.074
14	12	H.Maier 2.307
15	62	K.Fontainha 2.386
16	88	D.Mogeda 2.463
17	39	J.Risueno 2.631
18	96	M.Vich 2.768
19	13	R.Fernandez 2.824
20	4	E.Cazzaniga 4.183
21	33	G.Sanchez 11.125
22	36	F.Toreqottullah 11.252
23	23	E.Bartolini 11.601
24	79	T.Alonso 11.657
25	53	P.Svoboda 11.906
26	61	G.Ibidi 11.972
27	55	U.Calatayud 12.233
28	32	K.Keankum 12.356
29	18	P.Olivares Rodriguez 14.376
30	11	F.Novotny 14.392
31	25	D.Ocete 14.560
32	29	G.Zannini 17.831
33	8	I.Munoz Granero 33.323

Lap 2		
1	91	M.Vannucci 3'46.429
2	47	A.Torres 0.154
3	50	C.Thompson 0.359
4	38	D.Salvador 0.490
5	43	M.Gaggi 0.716
6	77	J.Osuna 0.832
7	7	B.Fernandez 0.880
8	88	D.Mogeda 1.015
9	48	J.Garcia 1.198
10	39	J.Risueno 1.276
11	78	J.Rosenthaler 1.372
12	6	J.Buis 1.488
13	85	K.Sabatucci 1.638
14	26	M.Gennai 2.273
15	62	K.Fontainha 2.373
16	27	F.Mulya 2.736
17	4	E.Cazzaniga 2.793
18	96	M.Vich 2.956
19	13	R.Fernandez 3.174
20	23	E.Bartolini 3.574
21	55	U.Calatayud 3.776
22	12	H.Maier 3.804
23	36	F.Toreqottullah 4.257
24	61	G.Ibidi 4.496
25	79	T.Alonso 4.618
26	25	D.Ocete 5.513
27	33	G.Sanchez 5.595
28	32	K.Keankum 5.747
29	53	P.Svoboda 5.833
30	18	P.Olivares Rodriguez 6.998
31	29	G.Zannini 7.144
32	11	F.Novotny 7.305
33	8	I.Munoz Granero 7.644

Lap 7		
1	43	M.Gaggi 12'57.751
2	48	J.Garcia 0.036
3	38	D.Salvador 0.078
4	7	B.Fernandez 0.197
5	91	M.Vannucci 0.303
6	77	J.Osuna 0.496
7	50	C.Thompson 0.614
8	6	J.Buis 0.869

Lap 9		
1	43	M.Gaggi 16'39.752
2	48	J.Garcia 0.119
3	91	M.Vannucci 0.191
4	7	B.Fernandez 0.191
5	38	D.Salvador 0.376
6	6	J.Buis 0.509
7	50	C.Thompson 0.700
8	77	J.Osuna 0.727
9	47	A.Torres 0.878
10	26	M.Gennai 1.033
11	78	J.Rosenthaler 1.214

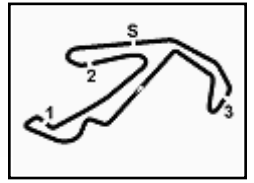
Lap 3		
1	47	A.Torres 5'36.823
2	38	D.Salvador 0.066

14/06/2025

These data/results cannot be reproduced, stored and/or transmitted in whole or in part by any manner of electronic, mechanical, photocopying, recording, broadcasting or otherwise now known or herein after developed without the previous express consent by the copyright owner, except for reproduction in daily press and regular printed publications on sale to the public within 60 days of the event related to those data/results and always provided that copyright symbol appears together as follows below.

© DORNA WSBK ORGANIZATION Srl 2025





Pirelli Emilia-Romagna Round, 13-15 June 2025
Lap Chart Race 1

12	85	K.Sabatucci	1.266	16	13	R.Fernandez	2.695
13	88	D.Mogeda	1.608	17	39	J.Risueno	2.826
14	27	F.Mulya	1.828	18	96	M.Vich	3.103
15	62	K.Fontainha	2.029	19	4	E.Cazzaniga	3.371
16	12	H.Maier	2.158	20	85	K.Sabatucci	14.669
17	13	R.Fernandez	2.316	21	36	F.Toreqottullah	14.774
18	39	J.Risueno	2.478	22	53	P.Svoboda	14.980
19	96	M.Vich	2.740	23	33	G.Sanchez	15.057
20	4	E.Cazzaniga	3.784	24	23	E.Bartolini	15.304
21	33	G.Sanchez	12.044	25	79	T.Alonso	15.340
22	36	F.Toreqottullah	12.236	26	61	G.Ibidi	15.432
23	61	G.Ibidi	12.411	27	32	K.Keankum	15.549
24	53	P.Svoboda	12.664	28	55	U.Calatayud	15.731
25	55	U.Calatayud	12.770	29	18	P.Olivares Rodriguez	16.018
26	79	T.Alonso	12.919	30	25	D.Ocete	16.430
27	32	K.Keankum	13.214	31	29	G.Zannini	26.558
28	23	E.Bartolini	13.943	32	8	I.Munoz Granero	43.258
29	18	P.Olivares Rodriguez	15.051				
30	25	D.Ocete	15.175				
31	11	F.Novotny	15.367				
32	29	G.Zannini	20.083				
33	8	I.Munoz Granero	36.022				

Lap 10

1	91	M.Vannucci	18'30.482
2	38	D.Salvador	0.085
3	43	M.Gaggi	0.323
4	47	A.Torres	0.488
5	6	J.Buis	0.609
6	7	B.Fernandez	0.683
7	48	J.Garcia	1.032
8	50	C.Thompson	1.139
9	77	J.Osuna	1.139
10	26	M.Gennai	1.231
11	85	K.Sabatucci	1.372
12	62	K.Fontainha	1.418
13	78	J.Rosenthaler	1.636
14	27	F.Mulya	1.811
15	88	D.Mogeda	1.918
16	12	H.Maier	2.011
17	13	R.Fernandez	2.077
18	39	J.Risueno	2.155
19	96	M.Vich	2.307
20	4	E.Cazzaniga	3.481
21	33	G.Sanchez	12.896
22	53	P.Svoboda	13.407
23	36	F.Toreqottullah	13.564
24	61	G.Ibidi	13.650
25	32	K.Keankum	13.843
26	55	U.Calatayud	14.069
27	79	T.Alonso	14.092
28	23	E.Bartolini	14.853
29	25	D.Ocete	15.450
30	18	P.Olivares Rodriguez	15.503
31	29	G.Zannini	23.288
32	8	I.Munoz Granero	39.542

Lap 11

1	43	M.Gaggi	20'21.018
2	91	M.Vannucci	0.087
3	38	D.Salvador	0.112
4	7	B.Fernandez	0.204
5	48	J.Garcia	0.320
6	50	C.Thompson	0.442
7	47	A.Torres	0.733
8	77	J.Osuna	0.917
9	6	J.Buis	1.030
10	26	M.Gennai	1.242
11	78	J.Rosenthaler	2.229
12	27	F.Mulya	2.237
13	88	D.Mogeda	2.295
14	62	K.Fontainha	2.337
15	12	H.Maier	2.618

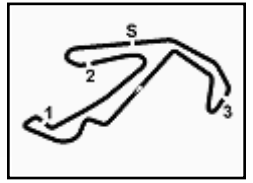
Lap 12

1	50	C.Thompson	22'10.963
2	43	M.Gaggi	0.338
3	48	J.Garcia	0.473
4	7	B.Fernandez	0.494
5	38	D.Salvador	0.737
6	91	M.Vannucci	0.821
7	77	J.Osuna	0.914
8	47	A.Torres	1.056
9	6	J.Buis	1.600
10	26	M.Gennai	1.660
11	27	F.Mulya	3.104
12	78	J.Rosenthaler	3.197
13	62	K.Fontainha	3.234
14	88	D.Mogeda	3.258
15	39	J.Risueno	3.377
16	12	H.Maier	3.637
17	13	R.Fernandez	3.964
18	96	M.Vich	4.081
19	4	E.Cazzaniga	4.544
20	85	K.Sabatucci	17.066
21	61	G.Ibidi	17.305
22	23	E.Bartolini	17.517
23	33	G.Sanchez	17.555
24	79	T.Alonso	17.817
25	36	F.Toreqottullah	17.946
26	53	P.Svoboda	18.060
27	32	K.Keankum	18.261
28	18	P.Olivares Rodriguez	18.375
29	25	D.Ocete	18.634
30	55	U.Calatayud	18.793
31	29	G.Zannini	30.620
32	8	I.Munoz Granero	47.546

14/06/2025

These data/results cannot be reproduced, stored and/or transmitted in whole or in part by any manner of electronic, mechanical, photocopying, recording, broadcasting or otherwise now known or herein after developed without the previous express consent by the copyright owner, except for reproduction in daily press and regular printed publications on sale to the public within 60 days of the event related to those data/results and always provided that copyright symbol appears together as follows below.

© DORNA WSBK ORGANIZATION Srl 2025



Pirelli Emilia-Romagna Round, 13-15 June 2025
Lap Chart Race 1

Race Pace Comparison

	50 Tho	43 Gag	48 GaJ	7 FeB	38 Sal	77 Osu	47 Tor	6 Bui	26 Gen	27 Mul	78 Ros	62 Fon	88 Mog	39 Ris
1	1'56.448	1'56.849	1'57.007	1'56.638	1'56.218	1'57.497	1'56.405	1'56.297	1'58.674	1'58.486	1'57.987	1'58.598	1'57.874	1'57.077
2	1'50.340	1'50.296	1'50.620	1'50.671	1'50.701	1'49.764	1'50.178	1'51.620	1'50.028	1'50.679	1'49.814	1'50.204	1'49.570	1'50.628
3	1'51.081	1'50.216	1'49.526	1'50.462	1'49.970	1'50.248	1'50.240	1'51.349	1'49.855	1'49.978	1'50.246	1'50.400	1'50.262	1'50.643
4	1'49.744	1'50.606	1'50.137	1'50.260	1'50.233	1'50.070	1'50.519	1'49.628	1'50.021	1'50.004	1'50.279	1'50.524	1'50.779	1'50.849
5	1'49.415	1'49.802	1'49.625	1'49.844	1'49.815	1'50.226	1'50.082	1'49.514	1'49.984	1'49.848	1'49.759	1'50.836	1'50.262	1'51.429
6	1'50.153	1'49.720	1'50.208	1'50.169	1'50.151	1'50.274	1'50.603	1'49.821	1'49.807	1'50.077	1'50.405	1'50.564	1'50.436	1'50.920
7	1'51.184	1'50.262	1'50.664	1'49.904	1'50.741	1'50.168	1'50.710	1'50.391	1'51.226	1'51.050	1'51.484	1'49.771	1'51.091	1'49.665
8	1'50.739	1'50.916	1'50.788	1'51.034	1'51.426	1'51.073	1'51.758	1'50.376	1'50.188	1'50.313	1'50.044	1'50.064	1'50.764	1'49.995
9	1'51.348	1'51.085	1'51.296	1'50.961	1'50.873	1'51.159	1'50.135	1'51.265	1'51.002	1'51.145	1'50.948	1'50.820	1'50.322	1'51.024
10	1'51.169	1'51.053	1'51.643	1'51.222	1'50.439	1'51.142	1'50.340	1'50.830	1'50.928	1'50.713	1'51.152	1'50.119	1'51.040	1'50.407
11	1'49.839	1'50.213	1'49.824	1'50.057	1'50.563	1'50.314	1'50.781	1'50.957	1'50.547	1'50.962	1'51.129	1'51.455	1'50.913	1'51.207
12	1'49.503	1'50.283	1'50.098	1'50.235	1'50.570	1'49.942	1'50.268	1'50.515	1'50.363	1'50.812	1'50.913	1'50.842	1'50.908	1'50.496

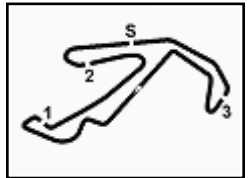
	12 Mai	91 Van	13 FeR	96 Vic	4 Caz	85 Sab	61 Ibi	23 Bar	33 San	79 Alo	36 ToF	53 Svo	32 Kea	18 Oli
1	1'59.701	1'56.698	1'59.269	1'58.669	1'58.824	1'58.020	1'59.501	1'57.448	2'00.434	2'00.144	1'59.983	2'01.140	2'00.743	2'01.632
2	1'50.532	1'49.731	1'50.334	1'50.716	1'50.398	1'50.047	1'51.424	1'52.555	1'51.590	1'50.903	1'50.703	1'51.122	1'51.433	1'51.795
3	1'50.024	1'50.968	1'50.347	1'50.323	1'50.222	1'50.538	1'50.124	1'50.162	1'52.032	1'51.898	1'52.394	1'51.931	1'52.470	1'51.432
4	1'50.398	1'49.536	1'50.894	1'50.337	1'50.930	1'50.191	1'53.448	1'50.465	1'50.980	1'52.044	1'52.224	1'50.388	1'50.895	1'51.790
5	1'50.468	1'50.303	1'50.448	1'50.552	1'50.744	1'50.311	1'53.462	1'53.641	1'50.566	1'51.454	1'50.953	1'51.385	1'51.003	1'51.710
6	1'49.959	1'50.395	1'50.699	1'50.775	1'50.647	1'50.032	1'50.764	1'51.595	1'51.022	1'50.546	1'50.666	1'50.783	1'50.828	1'51.267
7	1'49.726	1'50.423	1'49.772	1'49.789	1'50.460	1'51.047	1'50.999	1'51.919	1'51.246	1'51.403	1'51.409	1'51.345	1'51.170	1'51.284
8	1'50.074	1'50.659	1'49.636	1'50.182	1'50.533	1'50.463	1'50.825	1'52.391	1'51.830	1'51.840	1'51.495	1'52.387	1'52.389	1'52.041
9	1'51.028	1'51.230	1'50.669	1'51.149	1'50.778	1'50.369	1'51.616	1'53.519	1'52.096	1'52.439	1'52.161	1'51.935	1'52.035	1'51.852
10	1'50.583	1'50.539	1'50.491	1'50.297	1'50.427	1'50.836	1'51.969	1'51.640	1'51.582	1'51.903	1'52.058	1'51.473	1'51.359	1'51.182
11	1'51.143	1'50.623	1'51.154	1'51.332	1'50.426	2'03.833	1'52.318	1'50.987	1'52.697	1'51.784	1'51.746	1'52.109	1'52.242	1'51.051
12	1'50.964	1'50.679	1'51.214	1'50.923	1'51.118	1'52.342	1'51.818	1'52.158	1'52.443	1'52.422	1'53.117	1'53.025	1'52.657	1'52.302

	25 Oce	55 Cal	29 Zan	8 Mun	11 Nov
1	2'00.270	1'59.205	2'01.797	2'01.833	2'01.692
2	1'51.672	1'51.000	1'51.776	1'52.240	1'52.042
3	1'52.765	1'50.957	1'52.182	1'51.865	1'51.382
4	1'52.109	1'51.125	1'51.628	1'56.550	1'51.406
5	1'51.422	1'51.878	1'51.739	1'57.053	1'51.518
6	1'52.006	1'51.856	1'52.015	1'53.936	1'51.575
7	1'51.774	1'52.916	1'52.384	1'54.118	1'51.233
8	1'51.117	1'51.871	1'52.885	1'54.303	1'52.119
9	1'51.792	1'51.714	1'53.429	1'53.876	1'52.152
10	1'51.005	1'52.029	1'53.935	1'54.250	
11	1'51.516	1'52.198	1'53.806	1'54.252	
12	1'52.149	1'53.007	1'54.007	1'54.233	

14/06/2025

These data/results cannot be reproduced, stored and/or transmitted in whole or in part by any manner of electronic, mechanical, photocopying, recording, broadcasting or otherwise now known or herein after developed without the previous express consent by the copyright owner, except for reproduction in daily press and regular printed publications on sale to the public within 60 days of the event related to those data/results and always provided that copyright symbol appears together as follows below.

© DORNA WSBK ORGANIZATION Srl 2025



Misano Circuit Sic 58.4226 m

Pirelli Emilia-Romagna Round, 13-15 June 2025
Chronological Analysis Race 1

Start at 15:16'01.710

1 / 4

1° 50 C. THOMPSON [1'49.415]							
Lap	Seg1	Seg2	Seg3	Seg4	Lap Time	km/h	Local Time
1		26.237	31.356	24.008	1'56.448	182,1	15:17'58.158
2	28.498	25.958	31.835	24.049	1'50.340	174,8	15:19'48.498
3	28.474	25.981	32.549	24.077	1'51.081	170,9	15:21'39.579
4	28.887	25.777	30.998	24.082	1'49.744	185,2	15:23'29.323
5	28.532	25.933	31.144	23.806	1'49.415	185,6	15:25'18.738
6	28.361	26.187	31.697	23.908	1'50.153	175,6	15:27'08.891
7	28.714	26.306	31.773	24.391	1'51.184	187,5	15:29'00.075
8	29.130	25.769	31.634	24.206	1'50.739	183,4	15:30'50.814
9	28.978	26.186	31.831	24.353	1'51.348	184,3	15:32'42.162
10	28.840	25.938	31.915	24.476	1'51.169	186,9	15:34'33.331
11	28.702	25.767	31.485	23.885	1'49.839	185,2	15:36'23.170
12	28.800	25.695	31.190	23.818	1'49.503	183,4	15:38'12.673
Race Time 22'10.963							

2° 43 M. GAGGI [1'49.720]							
Lap	Seg1	Seg2	Seg3	Seg4	Lap Time	km/h	Local Time
1		26.470	31.371	24.320	1'56.849	180,6	15:17'58.559
2	28.741	25.986	31.307	24.262	1'50.296	181,8	15:19'48.855
3	28.401	26.066	31.709	24.040	1'50.216	179,4	15:21'39.071
4	28.615	26.021	31.754	24.216	1'50.606	185,6	15:23'29.677
5	28.689	26.015	30.896	24.202	1'49.802	185,6	15:25'19.479
6	28.516	25.879	31.287	24.038	1'49.720	184,0	15:27'09.199
7	28.551	26.074	31.504	24.133	1'50.262	183,4	15:28'59.461
8	29.562	26.262	31.068	24.024	1'50.916	185,9	15:30'50.377
9	29.082	26.320	31.534	24.149	1'51.085C	180,9	15:32'41.462
10	28.737	26.241	31.888	24.187	1'51.053	176,8	15:34'32.515
11	28.504	26.336	31.233	24.140	1'50.213	181,5	15:36'22.728
12	28.299	26.627	31.453	23.904	1'50.283	182,1	15:38'13.011
Race Time 22'11.301							

3° 48 J. GARCIA [1'49.625]							
Lap	Seg1	Seg2	Seg3	Seg4	Lap Time	km/h	Local Time
1		26.130	31.055	24.357	1'57.007	182,1	15:17'58.717
2	28.729	26.064	31.617	24.210	1'50.620	176,5	15:19'49.337
3	28.646	26.063	30.850	23.967	1'49.526C	185,9	15:21'38.863
4	28.442	26.106	31.427	24.162	1'50.137	180,6	15:23'29.000
5	28.250	26.387	31.024	23.964	1'49.625	181,5	15:25'18.625
6	28.690	26.265	31.294	23.959	1'50.208	180,6	15:27'08.833
7	28.296	26.771	31.506	24.091	1'50.664C	180,3	15:28'59.497
8	28.494	26.561	31.695	24.038	1'50.788	180,9	15:30'50.285
9	28.835	26.460	31.949	24.052	1'51.296	173,9	15:32'41.581
10	29.005	26.060	31.938	24.640	1'51.643C	178,8	15:34'33.224
11	28.500	26.117	31.186	24.021	1'49.824	182,7	15:36'23.048
12	28.716	26.151	31.284	23.947	1'50.098	182,7	15:38'13.146
Race Time 22'11.436							

4° 7 B. FERNANDEZ [1'49.844]							
Lap	Seg1	Seg2	Seg3	Seg4	Lap Time	km/h	Local Time
1		26.507	31.781	24.228	1'56.638	179,7	15:17'58.348
2	29.217	26.032	31.430	23.992	1'50.671	179,4	15:19'49.019
3	28.834	25.983	31.568	24.077	1'50.462	184,6	15:21'39.481
4	29.110	25.875	31.175	24.100	1'50.260	183,4	15:23'29.741
5	28.517	25.820	31.345	24.162	1'49.844	177,0	15:25'19.585
6	28.665	25.754	31.366	24.384	1'50.169C	186,5	15:27'09.754
7	28.402	25.897	31.480	24.125	1'49.904C	184,0	15:28'59.658
8	29.111	25.976	31.903	24.044	1'51.034C	174,8	15:30'50.692
9	28.837	26.335	31.631	24.158	1'50.961	184,6	15:32'41.653
10	28.779	26.076	32.131	24.236	1'51.222	170,6	15:34'32.875
11	28.584	26.041	31.404	24.028	1'50.057	182,7	15:36'22.932
12	28.714	25.962	31.722	23.837	1'50.235	182,7	15:38'13.167
Race Time 22'11.457							

5° 38 D. SALVADOR [1'49.815]							
Lap	Seg1	Seg2	Seg3	Seg4	Lap Time	km/h	Local Time
1		26.220	31.566	24.136	1'56.218	180,9	15:17'57.928

2	28.476	26.439	31.610	24.176	1'50.701	171,4	15:19'48.629
3	28.434	26.123	31.576	23.837	1'49.970	171,7	15:21'38.599
4	28.352	26.466	31.563	23.852	1'50.233	176,2	15:23'28.832
5	28.570	26.138	31.233	23.874	1'49.815	180,6	15:25'18.647
6	28.795	26.168	31.156	24.032	1'50.151C	180,0	15:27'08.798
7	28.564	26.207	31.928	24.042	1'50.741	174,5	15:28'59.539
8	29.043	26.019	32.134	24.230	1'51.426	173,9	15:30'50.965
9	28.929	26.069	31.767	24.108	1'50.873C	184,6	15:32'41.838
10	29.015	25.829	31.443	24.152	1'50.439	182,7	15:34'32.277
11	28.568	26.273	31.716	24.006	1'50.563	174,2	15:36'22.840
12	28.410	26.252	31.921	23.987	1'50.570	174,2	15:38'13.410
Race Time 22'11.700							

6° 77 J. OSUNA [1'49.764]							
Lap	Seg1	Seg2	Seg3	Seg4	Lap Time	km/h	Local Time
1		26.159	31.261	24.360	1'57.497	184,0	15:17'59.207
2	28.829	26.010	30.782	24.143	1'49.764	182,1	15:19'48.971
3	28.516	26.150	31.538	24.044	1'50.248	184,0	15:21'39.219
4	28.755	26.045	31.286	23.984	1'50.070	180,6	15:23'29.289
5	28.698	26.017	31.470	24.041	1'50.226	177,6	15:25'19.515
6	28.885	25.892	31.131	24.366	1'50.274	183,7	15:27'09.789
7	28.511	25.873	31.536	24.248	1'50.168	185,6	15:28'59.957
8	28.971	26.016	31.825	24.261	1'51.073C	181,2	15:30'51.030
9	29.139	26.138	31.555	24.327	1'51.159	184,0	15:32'42.189
10	29.082	25.815	31.680	24.565	1'51.142C	183,4	15:34'33.331
11	28.921	26.006	31.188	24.199	1'50.314	184,0	15:36'23.645
12	28.679	25.913	31.421	23.929	1'49.942	183,4	15:38'13.587
Race Time 22'11.877							

7° 47 A. TORRES [1'50.082]							
Lap	Seg1	Seg2	Seg3	Seg4	Lap Time	km/h	Local Time
1		26.567	31.952	24.132	1'56.405	173,4	15:17'58.115
2	28.688	26.163	31.360	23.967	1'50.178C	179,1	15:19'48.293
3	28.446	26.148	31.748	23.898	1'50.240	185,2	15:21'38.533
4	28.615	26.392	31.604	23.908	1'50.519	182,7	15:23'29.052
5	28.530	26.136	31.394	24.022	1'50.082	182,1	15:25'19.134
6	28.527	26.052	31.594	24.430	1'50.603C	184,0	15:27'09.737
7	28.998	26.137	31.293	24.282	1'50.710	180,3	15:29'00.447
8	29.080	26.390	31.958	24.330	1'51.758	180,9	15:30'52.205
9	28.343	26.057	31.435	24.300	1'50.135C	182,4	15:32'42.340
10	28.810	26.032	31.353	24.145	1'50.340	182,1	15:34'32.680
11	28.576	26.256	31.684	24.265	1'50.781	181,5	15:36'23.461
12	28.653	25.902	31.591	24.122	1'50.268	182,1	15:38'13.729
Race Time 22'12.019							

8° 6 J. BUIS [1'49.514]							
Lap	Seg1	Seg2	Seg3	Seg4	Lap Time	km/h	Local Time
1		26.289	31.360	24.219	1'56.297	185,6	15:17'58.007
2	28.202	26.373	33.057	23.988	1'51.620	185,6	15:19'49.627
3	28.591	25.972	32.871	23.915	1'51.349	184,0	15:21'40.976
4	28.568	26.040	30.918	24.102	1'49.628	180,9	15:23'30.604
5	28.520	26.109	30.826	24.059	1'49.514	182,1	15:25'20.118
6	28.490	26.004	31.142	24.185	1'49.821	180,6	15:27'09.939
7	28.573	26.125	31.223	24.470	1'50.391	180,9	15:29'00.330
8	28.985	26.112	31.090	24.189	1'50.376	183,4	15:30'50.706
9	28.955	26.436	31.600	24.274	1'51.265	184,6	15:32'41.971
10	28.755	26.274	31.463	24.338	1'50.830	180,0	15:34'32.801
11	28.809	26.106	31.678	24.364	1'50.957	180,3	15:36'23.758
12	28.722	25.922	31.424	24.447	1'50.515	182,7	15:38'14.273
Race Time 22'12.563							

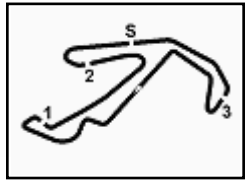
9° 26 M. GENNAI [1'49.807]							
Lap	Seg1	Seg2	Seg3	Seg4	Lap Time	km/h	Local Time
1		26.378	31.186	24.304	1'58.674	183,1	15:18'00.384
2	28.834	26.042	31.106	24.046	1'50.028	185,9	15:19'50.412
3	28.594	26.231	30.962	24.068	1'49.855	179,7	15:21'40.267
4	28.701	26.059	30.926	24.335	1'50.021	181,5	15:23'30.288

14/06/2025

P = Pits In/Out - C = Lap Time Cancelled

These data/results cannot be reproduced, stored and/or transmitted in whole or in part by any manner of electronic, mechanical, photocopying, recording, broadcasting or otherwise now known or herein after developed without the previous express consent by the copyright owner, except for reproduction in daily press and regular printed publications on sale to the public within 60 days of the event related to those data/results and always provided that copyright symbol appears together as follows below.

© DORNA WSBK ORGANIZATION Srl 2025



Pirelli Emilia-Romagna Round, 13-15 June 2025
Chronological Analysis Race 1

Misano Circuit Sic 58.4226 m

Start at 15:16'01.710

2 / 4

5	28.658	26.121	31.123	24.082	1'49.984	179,1	15:25'20.272	8	28.507	26.256	31.259	24.742	1'50.764	185,6	15:30'52.748
6	28.522	26.104	31.057	24.124	1'49.807	182,7	15:27'10.079	9	29.050	26.028	31.029	24.215	1'50.322	182,4	15:32'43.070
7	29.122	26.983	31.093	24.028	1'51.226	181,8	15:29'01.305	10	28.813	26.125	31.610	24.492	1'51.040	183,4	15:34'34.110
8	28.396	26.371	31.303	24.118	1'50.188	177,0	15:30'51.493	11	29.264	26.126	31.322	24.201	1'50.913	181,2	15:36'25.023
9	28.545	26.396	31.824	24.237	1'51.002	182,7	15:32'42.495	12	28.909	26.389	31.390	24.220	1'50.908	182,1	15:38'15.931
10	28.899	25.989	31.591	24.449	1'50.928	180,0	15:34'33.423	Race Time 22'14.221							
11	28.716	26.322	31.157	24.352	1'50.547	184,0	15:36'23.970	Race Time 22'12.623							
12	28.665	26.167	31.197	24.334	1'50.363	181,5	15:38'14.333	Race Time 22'12.623							

10° 27 F. MULYA [1'49.848]

Lap	Seg1	Seg2	Seg3	Seg4	Lap Time	km/h	Local Time
1		26.417	31.028	24.535	1'58.486	180,6	15:18'00.196
2	28.734	26.250	31.360	24.335	1'50.679	180,9	15:19'50.875
3	28.531	26.295	30.871	24.281	1'49.978	184,3	15:21'40.853
4	28.522	26.163	31.091	24.228	1'50.004	185,2	15:23'30.857
5	28.679	26.177	30.859	24.133	1'49.848	182,7	15:25'20.705
6	28.506	26.079	31.006	24.486	1'50.077	180,3	15:27'10.782
7	28.946	26.191	31.549	24.364	1'51.050	179,4	15:29'01.832
8	28.506	26.140	31.229	24.438	1'50.313	183,4	15:30'52.145
9	28.787	26.182	31.341	24.835	1'51.145	182,7	15:32'43.290
10	28.712	26.091	31.237	24.673	1'50.713	182,7	15:34'34.003
11	29.206	26.094	31.400	24.262	1'50.962	180,6	15:36'24.965
12	28.835	26.278	31.371	24.328	1'50.812	177,6	15:38'15.777

Race Time 22'14.067

11° 78 J. ROSENTHALER [1'49.759]

Lap	Seg1	Seg2	Seg3	Seg4	Lap Time	km/h	Local Time
1		26.163	31.326	24.876	1'57.987	182,7	15:17'59.697
2	29.048	25.867	30.822	24.077	1'49.814	184,6	15:19'49.511
3	28.925	26.021	31.142	24.158	1'50.246	183,4	15:21'39.757
4	28.956	25.986	31.106	24.231	1'50.279	182,7	15:23'30.036
5	28.593	25.993	31.058	24.115	1'49.759	180,3	15:25'19.795
6	28.724	26.190	31.157	24.334	1'50.405	182,7	15:27'10.200
7	29.314	26.369	31.527	24.274	1'51.484	180,0	15:29'01.684
8	28.453	26.144	31.411	24.036	1'50.044	179,4	15:30'51.728
9	28.621	26.161	31.617	24.549	1'50.948	183,4	15:32'42.676
10	29.031	26.182	31.308	24.631	1'51.152	180,3	15:34'33.828
11	29.252	26.125	31.646	24.106	1'51.129	178,8	15:36'24.957
12	28.718	26.333	31.614	24.248	1'50.913	175,3	15:38'15.870

Race Time 22'14.160

12° 62 K. FONTAINHA [1'49.771]

Lap	Seg1	Seg2	Seg3	Seg4	Lap Time	km/h	Local Time
1		26.784	31.489	24.495	1'58.598	177,3	15:18'00.308
2	28.745	26.044	31.119	24.296	1'50.204	179,4	15:19'50.512
3	28.695	26.280	31.193	24.232	1'50.400	181,5	15:21'40.912
4	28.844	26.303	31.351	24.026	1'50.524	177,0	15:23'31.436
5	28.621	26.396	31.616	24.203	1'50.836	174,5	15:25'22.272
6	29.073	26.267	31.222	24.002	1'50.564	180,6	15:27'12.836
7	28.712	26.123	31.102	23.834	1'49.771	180,6	15:29'02.607
8	28.511	26.223	31.002	24.328	1'50.064	183,4	15:30'52.671
9	28.748	26.250	31.388	24.434	1'50.820	178,8	15:32'43.491
10	28.701	26.002	31.219	24.197	1'50.119	184,9	15:34'33.610
11	29.260	26.424	31.653	24.118	1'51.455	181,8	15:36'25.065
12	29.017	26.163	31.530	24.132	1'50.842	180,3	15:38'15.907

Race Time 22'14.197

13° 88 D. MOGEDA [1'49.570]

Lap	Seg1	Seg2	Seg3	Seg4	Lap Time	km/h	Local Time
1		26.388	30.954	24.459	1'57.874	184,0	15:17'59.584
2	28.602	26.044	30.844	24.080	1'49.570	185,9	15:19'49.154
3	28.941	26.152	30.892	24.277	1'50.262	184,6	15:21'39.416
4	28.725	26.083	31.362	24.609	1'50.779	181,8	15:23'30.195
5	28.643	26.503	30.989	24.127	1'50.262	180,9	15:25'20.457
6	28.570	26.455	31.081	24.330	1'50.436	181,5	15:27'10.893
7	29.090	26.586	31.170	24.245	1'51.091	183,4	15:29'01.984

14° 39 J. RISUENO [1'49.665]

Lap	Seg1	Seg2	Seg3	Seg4	Lap Time	km/h	Local Time
1		26.252	31.219	24.283	1'57.077	184,6	15:17'58.787
2	28.903	26.089	31.519	24.117	1'50.628	175,0	15:19'49.415
3	29.279	26.098	31.267	23.999	1'50.643	180,9	15:21'40.058
4	28.800	26.659	31.262	24.128	1'50.849	184,3	15:23'30.907
5	28.927	26.634	31.790	24.078	1'51.429	182,1	15:25'22.336
6	28.697	26.282	31.729	24.212	1'50.920	176,5	15:27'13.256
7	28.735	26.095	31.047	23.788	1'49.665	182,7	15:29'02.921
8	28.600	26.051	30.927	24.417	1'49.995	185,2	15:30'52.916
9	29.130	25.960	31.184	24.750	1'51.024	185,9	15:32'43.940
10	28.890	25.920	31.093	24.504	1'50.407	185,2	15:34'34.347
11	29.390	26.229	31.271	24.317	1'51.207	187,5	15:36'25.554
12	28.916	25.913	31.638	24.029	1'50.496	179,7	15:38'16.050

Race Time 22'14.340

15° 12 H. MAIER [1'49.726]

Lap	Seg1	Seg2	Seg3	Seg4	Lap Time	km/h	Local Time
1		26.665	30.964	24.132	1'59.701	186,2	15:18'01.411
2	28.777	26.140			1'50.532	183,4	15:19'51.943
3	28.582	26.216	30.956	24.270	1'50.024	181,5	15:21'41.967
4	28.840	26.212	31.214	24.132	1'50.398	180,0	15:23'32.365
5	28.944	26.142	31.108	24.274	1'50.468	178,8	15:25'22.833
6	28.997	26.066	30.720	24.176	1'49.959	185,2	15:27'12.792
7	28.582	26.064	31.178	23.902	1'49.726	178,2	15:29'02.518
8	28.782	25.930	30.933	24.429	1'50.074	181,5	15:30'52.592
9	29.047	26.263	30.867	24.851	1'51.028	184,6	15:32'43.620
10	28.759	25.943	31.239	24.642	1'50.583C	187,2	15:34'34.203
11	29.309	26.123	31.388	24.323	1'51.143	185,2	15:36'25.346
12	28.948	26.091	31.619	24.306	1'50.964	180,6	15:38'16.310

Race Time 22'14.600

16° 91 M. VANNUCCI [1'49.536]

Lap	Seg1	Seg2	Seg3	Seg4	Lap Time	km/h	Local Time
1		26.153	31.837	24.175	1'56.698	182,1	15:17'58.408
2	28.526	25.943	31.245	24.017	1'49.731C	172,8	15:19'48.139
3	28.380	26.552	31.901	24.135	1'50.968	169,8	15:21'39.107
4	28.329	25.886	31.326	23.995	1'49.536	172,5	15:23'28.643
5	28.285	26.366	31.600	24.052	1'50.303	172,5	15:25'18.946
6	28.856	25.990	31.506	24.043	1'50.395	184,6	15:27'09.341
7	28.546	26.076	31.653	24.148	1'50.423C	186,5	15:28'59.764
8	28.678	26.254	31.643	24.084	1'50.659C	182,7	15:30'50.423
9	28.536	26.911	31.729	24.054	1'51.230C	180,6	15:32'41.653
10	28.357	26.479	31.657	24.046	1'50.539	180,0	15:34'32.192
11	28.458	26.665	31.390	24.110	1'50.623	184,0	15:36'22.815
12	28.636	26.383	31.488	24.172	1'50.679C	182,1	15:38'13.494

Race Time 22'11.784 + 3.000Pen

17° 13 R. FERNANDEZ [1'49.636]

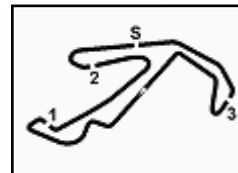
Lap	Seg1	Seg2	Seg3	Seg4	Lap Time	km/h	Local Time
1		26.471	31.358	24.117	1'59.269	182,1	15:18'00.979
2	28.955	26.216	30.958	24.205	1'50.334	182,4	15:19'51.313
3	28.695	26.284	31.057	24.311	1'50.347	182,1	15:21'41.660
4	28.810	26.487	31.221	24.376	1'50.894	179,4	15:23'32.554
5	29.015	26.180	31.092	24.161	1'50.448	181,5	15:25'23.002
6	29.017	26.290	31.066	24.326	1'50.699	182,7	15:27'13.701
7	28.693	25.957	31.123	23.999	1'49.772	180,0	15:29'03.473
8	28.605	26.116	31.011	23.904	1'49.636	180,0	15:30'53.109
9	29.255	26.000	30.998	24.416	1'50.669	185,6	15:32'43.778
10	28.751	25.975	31.277	24.488	1'50.491	186,9	15:34'34.269

14/06/2025

P = Pits In/Out - C = Lap Time Cancelled

These data/results cannot be reproduced, stored and/or transmitted in whole or in part by any manner of electronic, mechanical, photocopying, recording, broadcasting or otherwise now known or herein after developed without the previous express consent by the copyright owner, except for reproduction in daily press and regular printed publications on sale to the public within 60 days of the event related to those data/results and always provided that copyright symbol appears together as follows below.

© DORNA WSBK ORGANIZATION Srl 2025



Misano Circuit Sic 58 4.226 m

Pirelli Emilia-Romagna Round, 13-15 June 2025 Chronological Analysis Race 1

3 / 4

Start at 15:16'01.710

11	29.375	26.055	31.440	24.284	1'51.154	182,1	15:36'25.423
12	29.233	25.990	31.532	24.459	1'51.214	180,3	15:38'16.637

Race Time 22'14.927

18° 96 M. VICH (1'49.789)

Lap	Seg1	Seg2	Seg3	Seg4	Lap Time	km/h	Local Time
1		26.580	31.485	24.382	1'58.669	184,0	15:18'00.379
2	29.078	26.346	31.199	24.093	1'50.716	184,0	15:19'51.095
3	28.705	26.187	31.286	24.145	1'50.323	181,8	15:21'41.418
4	28.836	26.157	31.311	24.033	1'50.337	178,2	15:23'31.755
5	28.463	26.294	31.585	24.210	1'50.552	181,5	15:25'22.307
6	28.860	26.235	31.602	24.078	1'50.775	179,7	15:27'13.082
7	28.646	26.074	31.121	23.948	1'49.789	182,7	15:29'02.871
8	28.938	26.023	30.977	24.244	1'50.182	182,1	15:30'53.053
9	29.152	26.051	31.394	24.552	1'51.149	181,8	15:32'44.202
10	28.747	25.966	31.254	24.330	1'50.297	181,5	15:34'34.499
11	29.388	26.204	31.436	24.304	1'51.332	181,2	15:36'25.831
12	28.984	25.949	31.617	24.373	1'50.923	185,9	15:38'16.754

Race Time 22'15.044

19° 4 E. CAZZANIGA (1'50.222)

Lap	Seg1	Seg2	Seg3	Seg4	Lap Time	km/h	Local Time
1		26.625	31.451	24.369	1'58.824	180,9	15:18'00.534
2	29.116	26.169	31.019	24.094	1'50.398	181,5	15:19'50.932
3	28.735	26.214	31.256	24.017	1'50.222	181,2	15:21'41.154
4	28.941	26.373	31.339	24.277	1'50.930	180,0	15:23'32.084
5	28.644	26.240	31.424	24.436	1'50.744	180,0	15:25'22.828
6	28.773	26.519	31.087	24.268	1'50.647	180,3	15:27'13.475
7	28.806	26.280	31.225	24.149	1'50.460	180,9	15:29'03.935
8	28.690	26.408	31.367	24.068	1'50.533	177,6	15:30'54.468
9	28.741	26.350	31.430	24.257	1'50.778	177,6	15:32'45.246
10	28.620	26.322	31.337	24.148	1'50.427	177,6	15:34'35.673
11	28.668	26.197	31.120	24.441	1'50.426	182,1	15:36'26.099
12	28.867	26.129	31.188	24.934	1'51.118	183,4	15:38'17.217

Race Time 22'15.507

20° 85 K. SABATUCCI (1'50.032)

Lap	Seg1	Seg2	Seg3	Seg4	Lap Time	km/h	Local Time
1		26.415	31.195	24.438	1'58.020	182,1	15:17'59.730
2	28.878	26.182	30.917	24.070	1'50.047	184,0	15:19'49.777
3	29.104	26.445	31.031	23.958	1'50.538	182,7	15:21'40.315
4	28.780	26.066	30.868	24.477	1'50.191	182,4	15:23'30.506
5	28.900	26.403	30.892	24.116	1'50.311	182,7	15:25'20.817
6	28.623	26.091	30.930	24.388	1'50.032	182,7	15:27'10.849
7	29.240	26.292	31.241	24.274	1'51.047	182,1	15:29'01.896
8	28.796	25.945	31.301	24.421	1'50.463	183,4	15:30'52.359
9	28.808	26.152	31.119	24.290	1'50.369	183,4	15:32'42.728
10	28.803	26.119	31.417	24.497	1'50.836	182,4	15:34'33.564
11	28.919	26.086	31.092	37.736	2'03.833	183,4	15:36'37.397
12	29.124	26.657	32.175	24.386	1'52.342	180,6	15:38'29.739

Race Time 22'28.029

21° 61 G. IBIDI (1'50.124)

Lap	Seg1	Seg2	Seg3	Seg4	Lap Time	km/h	Local Time
1		27.216	31.060	24.173	1'59.501	183,4	15:18'01.211
2	29.695	26.505	31.091	24.133	1'51.424	182,1	15:19'52.635
3	28.704	26.394	30.963	24.063	1'50.124	179,4	15:21'42.759
4	28.520	26.545	34.103	24.280	1'53.448	178,2	15:23'36.207
5	28.962	26.407	33.847	24.246	1'53.462	182,1	15:25'29.669
6	28.574	26.453	31.486	24.251	1'50.764	175,6	15:27'20.433
7	28.666	26.453	31.583	24.297	1'50.999	176,5	15:29'11.432
8	28.798	26.394	31.363	24.270	1'50.825	179,7	15:31'02.257
9	28.940	26.635	31.729	24.312	1'51.616	176,5	15:32'53.873
10	28.876	26.395	32.080	24.618	1'51.969	178,2	15:34'45.842
11	28.713	26.436	32.511	24.658	1'52.318C	176,5	15:36'38.160
12	28.950	26.637	31.865	24.366	1'51.818	180,6	15:38'29.978

Race Time 22'28.268

22° 23 E. BARTOLINI (1'50.162)

Lap	Seg1	Seg2	Seg3	Seg4	Lap Time	km/h	Local Time
1		26.636	31.207	24.466	1'57.448	179,4	15:17'59.158
2	28.680	26.242	33.419	24.214	1'52.555	180,9	15:19'51.713
3	28.541	26.258	30.985	24.378	1'50.162	180,0	15:21'41.875
4	28.728	26.284	31.149	24.304	1'50.465	176,8	15:23'32.340
5	28.772	26.735	33.883	24.251	1'53.641	175,9	15:25'25.981
6	28.627	26.767	31.779	24.422	1'51.595	173,4	15:27'17.576
7	28.818	26.616	31.856	24.629	1'51.919	172,8	15:29'09.495
8	28.905	27.051	32.031	24.404	1'52.391	173,4	15:31'01.886
9	29.120	27.125	32.157	25.117	1'53.519	173,9	15:32'55.405
10	28.520	26.407	32.259	24.454	1'51.640	175,6	15:34'47.045
11	28.457	26.239	31.651	24.640	1'50.987C	180,9	15:36'38.032
12	28.862	26.771	31.733	24.792	1'52.158	172,8	15:38'30.190

Race Time 22'28.480

23° 33 G. SANCHEZ (1'50.566)

Lap	Seg1	Seg2	Seg3	Seg4	Lap Time	km/h	Local Time
1		27.150	31.316	24.195	2'00.434	181,5	15:18'02.144
2	28.915	26.779	31.170	24.726	1'51.590	179,7	15:19'53.734
3	29.537	26.712	31.614	24.169	1'52.032	175,3	15:21'45.766
4	28.486	26.510	31.822	24.162	1'50.980	177,0	15:23'36.746
5	28.692	26.405	31.396	24.073	1'50.566	177,0	15:25'27.312
6	28.624	26.563	31.530	24.305	1'51.022	175,0	15:27'18.334
7	28.799	26.530	31.517	24.400	1'51.246	180,0	15:29'09.580
8	28.989	26.570	31.873	24.398	1'51.830	172,2	15:31'01.410
9	28.698	26.819	32.098	24.481	1'52.096	178,2	15:32'53.506
10	28.678	26.623	31.970	24.311	1'51.582	172,2	15:34'45.088
11	28.842	26.868	32.432	24.555	1'52.697C	173,4	15:36'37.785
12	29.505	26.449	31.983	24.506	1'52.443	177,0	15:38'30.228

Race Time 22'28.518

24° 79 T. ALONSO (1'50.546)

Lap	Seg1	Seg2	Seg3	Seg4	Lap Time	km/h	Local Time
1		26.856	31.381	24.471	2'00.144	182,1	15:18'01.854
2	28.923	26.509	31.336	24.135	1'50.903	180,0	15:19'52.757
3	29.022	26.941	31.657	24.278	1'51.898	180,6	15:21'44.655
4	28.916	26.880	31.974	24.274	1'52.044	177,6	15:23'36.699
5	28.972	26.574	31.638	24.270	1'51.454	181,2	15:25'28.153
6	28.656	26.405	31.360	24.125	1'50.546	182,1	15:27'18.699
7	28.934	26.284	31.636	24.549	1'51.403	180,6	15:29'10.102
8	29.037	26.473	32.029	24.301	1'51.840	177,3	15:31'01.942
9	28.803	26.594	32.489	24.553	1'52.439	179,4	15:32'54.381
10	29.146	26.451	31.810	24.496	1'51.903	181,8	15:34'46.284
11	28.864	26.356	31.942	24.622	1'51.784C	181,5	15:36'38.068
12	29.338	26.449	32.062	24.573	1'52.422	180,9	15:38'30.490

Race Time 22'28.780

25° 36 F. TOREOTTULLAH (1'50.666)

Lap	Seg1	Seg2	Seg3	Seg4	Lap Time	km/h	Local Time
1		26.606	31.678	24.477	1'59.983	180,3	15:18'01.693
2	28.885	26.358	31.038	24.422	1'50.703	182,7	15:19'52.396
3	29.443	26.864	31.847	24.240	1'52.394	176,8	15:21'44.790
4	28.934	26.509	32.203	24.578	1'52.224	173,4	15:23'37.014
5	28.825	26.372	31.498	24.258	1'50.953	178,2	15:25'27.967
6	28.636	26.271	31.484	24.275	1'50.666	178,8	15:27'18.633
7	28.818	26.167	31.843	24.581	1'51.409	177,0	15:29'10.042
8	28.735	26.320	32.203	24.237	1'51.495	175,0	15:31'01.537
9	28.785	26.453	32.585	24.338	1'52.161	173,4	15:32'53.698
10	28.840	26.411	32.182	24.625	1'52.058	177,0	15:34'45.756
11	28.968	26.504	31.719	24.555	1'51.746C	180,0	15:36'37.502
12	28.771	27.089	32.722	24.535	1'53.117	177,6	15:38'30.619

Race Time 22'28.909

26° 53 P. SVOBODA (1'50.388)

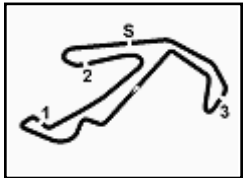
Lap	Seg1	Seg2	Seg3	Seg4	Lap Time	km/h	Local Time
1		26.973	31.515	25.007	2'01.140	182,7	15:18'02.850

14/06/2025 P = Pits In/Out - C = Lap Time Cancelled

These data/results cannot be reproduced, stored and/or transmitted in whole or in part by any manner of electronic, mechanical, photocopying, recording, broadcasting or otherwise now known or herein after developed without the previous express consent by the copyright owner, except for reproduction in daily press and regular printed publications on sale to the public within 60 days of the event related to those data/results and always provided that copyright symbol appears together as follows below.

© DORNA WSBK ORGANIZATION Srl 2025





Pirelli Emilia-Romagna Round, 13-15 June 2025
Chronological Analysis Race 1

Misano Circuit Sic 58 4.226 m

Start at 15:16'01.710

4 / 4

2	28.713	26.958	31.404	24.047	1'51.122	177,0	15:19'53.972	5	28.663	26.505	32.180	24.530	1'51.878	172,8	15:25'25.875
3	29.155	26.991	31.627	24.158	1'51.931	180,9	15:21'45.903	6	28.904	26.712	31.841	24.399	1'51.856	175,3	15:27'17.731
4	28.645	26.557	31.117	24.069	1'50.388	179,4	15:23'36.291	7	28.862	26.525	32.746	24.783	1'52.916	169,3	15:29'10.647
5	28.550	26.898	31.655	24.282	1'51.385	172,8	15:25'27.676	8	28.848	26.382	32.023	24.618	1'51.871	173,4	15:31'02.518
6	28.612	26.872	31.094	24.205	1'50.783	179,4	15:27'18.459	9	28.965	26.459	31.863	24.427	1'51.714	177,0	15:32'54.232
7	28.833	26.576	31.415	24.521	1'51.345	180,3	15:29'09.804	10	29.096	26.320	32.019	24.594	1'52.029	173,9	15:34'46.261
8	29.142	26.467	32.298	24.480	1'52.387	173,9	15:31'02.191	11	29.084	26.485	31.888	24.741	1'52.198C	175,9	15:36'38.459
9	29.137	26.426	31.983	24.389	1'51.935	173,6	15:32'54.126	12	29.259	26.487	32.352	24.909	1'53.007	174,8	15:38'31.466
10	28.918	26.479	31.502	24.574	1'51.473	177,0	15:34'45.599	Race Time 22'29'56							
11	28.767	26.780	31.974	24.588	1'52.109C	175,3	15:36'37.708								
12	29.025	26.760	32.290	24.950	1'53.025	180,3	15:38'30.733								
Race Time 22'29'023															

27° 32 K. KEANKUM [1'50.828]							
Lap	Seg1	Seg2	Seg3	Seg4	Lap Time	km/h	Local Time
1		27.191	31.839	24.699	2'00.743	181,5	15:18'02.453
2	28.958	26.548	31.299	24.628	1'51.433	181,5	15:19'53.886
3	29.594	26.757	31.729	24.390	1'52.470	182,1	15:21'46.356
4	28.669	26.402	31.450	24.374	1'50.895	178,2	15:23'37.251
5	28.812	26.394	31.625	24.172	1'51.003	181,5	15:25'28.254
6	28.818	26.300	31.405	24.305	1'50.828	180,6	15:27'19.082
7	28.784	26.305	31.534	24.547	1'51.170	182,1	15:29'10.252
8	29.114	26.303	32.345	24.627	1'52.389	177,3	15:31'02.641
9	29.064	26.371	32.129	24.471	1'52.035	178,2	15:32'54.676
10	29.046	26.188	31.638	24.487	1'51.359	180,0	15:34'46.035
11	28.937	26.428	32.239	24.638	1'52.242C	182,1	15:36'38.277
12	29.318	26.419	32.202	24.718	1'52.657	185,2	15:38'30.934
Race Time 22'29'224							

28° 18 P. OLIVARES RODRIGUEZ [1'51.051]							
Lap	Seg1	Seg2	Seg3	Seg4	Lap Time	km/h	Local Time
1		26.828	31.536	25.044	2'01.632	180,0	15:18'03.342
2	29.225	26.574	31.731	24.265	1'51.795	176,5	15:19'55.137
3	28.846	26.559	31.714	24.313	1'51.432	181,5	15:21'46.569
4	29.172	26.691	31.765	24.162	1'51.790	175,6	15:23'38.359
5	28.759	26.492	32.152	24.307	1'51.710	173,4	15:25'30.069
6	28.719	26.688	31.773	24.087	1'51.267	175,0	15:27'21.336
7	28.969	26.419	31.841	24.055	1'51.284	175,0	15:29'12.620
8	28.803	26.998	32.129	24.111	1'52.041	180,0	15:31'04.661
9	28.874	26.797	31.954	24.227	1'51.852	173,6	15:32'56.513
10	28.637	26.646	31.756	24.143	1'51.182	175,6	15:34'47.695
11	28.908	26.471	31.680	23.992	1'51.051	175,3	15:36'38.746
12	29.095	26.705	31.809	24.693	1'52.302	182,1	15:38'31.048
Race Time 22'29'338							

29° 25 D. OCETE [1'51.005]							
Lap	Seg1	Seg2	Seg3	Seg4	Lap Time	km/h	Local Time
1		26.835	31.379	24.457	2'00.270	185,2	15:18'01.980
2	29.047	26.475	31.254	24.896	1'51.672	182,1	15:19'53.652
3	29.343	26.954	32.214	24.254	1'52.765	177,6	15:21'46.417
4	29.233	26.650	32.043	24.183	1'52.109	173,4	15:23'38.526
5	28.916	26.524	31.669	24.313	1'51.422	179,1	15:25'29.948
6	29.530	26.498	31.602	24.376	1'52.006	176,5	15:27'21.954
7	28.933	26.776	31.892	24.173	1'51.774	175,6	15:29'13.728
8	28.702	26.512	31.721	24.182	1'51.117	177,0	15:31'04.845
9	28.949	26.439	32.167	24.237	1'51.792	172,2	15:32'56.637
10	28.928	26.371	31.474	24.232	1'51.005	178,8	15:34'47.642
11	28.853	26.674	31.737	24.252	1'51.516	178,2	15:36'39.158
12	28.835	26.345	32.049	24.920	1'52.149	179,7	15:38'31.307
Race Time 22'29'597							

30° 55 U. CALATAYUD [1'50.957]							
Lap	Seg1	Seg2	Seg3	Seg4	Lap Time	km/h	Local Time
1		26.718	31.579	24.254	1'59.205	177,0	15:18'00.915
2	29.417	26.161	31.210	24.212	1'51.000	179,7	15:19'51.915
3	28.885	26.390	31.638	24.044	1'50.957	175,9	15:21'42.872
4	28.532	26.543	31.743	24.307	1'51.125	173,4	15:23'33.997

31° 29 G. ZANNINI [1'51.628]							
Lap	Seg1	Seg2	Seg3	Seg4	Lap Time	km/h	Local Time
1		26.875	31.794	24.694	2'01.797	177,0	15:18'03.507
2	29.314	26.780	31.390	24.292	1'51.776	182,1	15:19'55.283
3	29.229	26.901	31.604	24.448	1'52.182	178,5	15:21'47.465
4	28.973	26.595	31.539	24.521	1'51.628	177,6	15:23'39.093
5	28.858	26.606	31.879	24.396	1'51.739	175,0	15:25'30.832
6	28.954	26.847	31.705	24.509	1'52.015	175,3	15:27'22.847
7	28.994	26.849	31.750	24.791	1'52.384	175,0	15:29'15.231
8	29.078	26.991	32.094	24.722	1'52.885	171,2	15:31'08.116
9	29.301	27.025	32.225	24.878	1'53.429	171,2	15:33'01.545
10	29.380	27.111	32.540	24.904	1'53.935C	171,4	15:34'55.480
11	29.132	27.315	32.335	25.024	1'53.806	171,2	15:36'49.286
12	29.235	27.449	32.337	24.986	1'54.007	171,7	15:38'43.293
Race Time 22'41'583							

32° 8 I. MUNOZ GRANERO [1'51.865]							
Lap	Seg1	Seg2	Seg3	Seg4	Lap Time	km/h	Local Time
1		26.854	31.951	24.421	2'01.833	178,5	15:18'03.543
2	29.493	26.300	32.045	24.402	1'52.240	175,9	15:19'55.783
3	28.846	26.754	32.025	24.240	1'51.865	176,2	15:21'47.648
4	29.114	26.835	36.099	24.502	1'56.550	170,6	15:23'44.198
5	29.507	27.477	35.415	24.654	1'57.053	171,2	15:25'41.251
6	29.488	27.216	32.447	24.785	1'53.936	170,3	15:27'35.187
7	29.649	27.157	32.604	24.708	1'54.118	169,5	15:29'29.305
8	29.211	27.134	33.231	24.727	1'54.303	167,2	15:31'23.608
9	29.451	27.337	32.474	24.614	1'53.876	169,5	15:33'17.484
10	29.215	27.409	32.828	24.798	1'54.250C	168,8	15:35'11.734
11	29.526	27.390	32.568	24.768	1'54.252	169,5	15:37'05.986
12	29.465	27.453	32.568	24.747	1'54.233	169,5	15:39'00.219
Race Time 22'58'509							

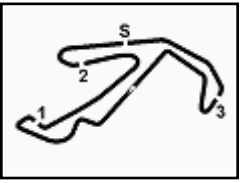
RET 11 F. NOVOTNY [1'51.233]							
Lap	Seg1	Seg2	Seg3	Seg4	Lap Time	km/h	Local Time
1		26.788	31.490	25.309	2'01.692	182,1	15:18'03.402
2	29.011	26.873	31.891	24.267	1'52.042	174,8	15:19'55.444
3	28.865	26.748	31.514	24.255	1'51.382	177,6	15:21'46.826
4	29.114	26.824	31.261	24.207	1'51.406	178,8	15:23'38.232
5	28.710	26.833	31.563	24.412	1'51.518	178,2	15:25'29.750
6	28.669	27.095	31.534	24.277	1'51.575	180,0	15:27'21.325
7	28.746	26.846	31.400	24.241	1'51.233	178,8	15:29'12.558
8	28.730	27.144	31.864	24.381	1'52.119	175,0	15:31'04.677
9	29.411	26.926	31.632	24.183	1'52.152	177,0	15:32'56.829
Race Time 16'55.119							

14/06/2025

P = Pits In/Out - C = Lap Time Cancelled

These data/results cannot be reproduced, stored and/or transmitted in whole or in part by any manner of electronic, mechanical, photocopying, recording, broadcasting or otherwise now known or herein after developed without the previous express consent by the copyright owner, except for reproduction in daily press and regular printed publications on sale to the public within 60 days of the event related to those data/results and always provided that copyright symbol appears together as follows below.

© DORNA WSBK ORGANIZATION Srl 2025



Pirelli Emilia-Romagna Round, 13-15 June 2025
Best Laps & Speeds

Misano Circuit Sic 58 4.226 m

1 / 2

No.	Rider Bike	Nat	Best Lap		FP		SP		WUP1		RC1	
			LL	SPD	LL	SPD	LL	SPD	LL	SPD	LL	SPD
1	50 C. THOMPSON Kawasaki Ninja 400	AUS	1'48.774 34 187,5		1'51.271 6 177,0		1'50.099 10 178,5		1'48.774 6 181,2		1'49.415 12 187,5	
2	7 B. FERNANDEZ Kove 321 RR-S	ESP	1'48.787 35 186,5		1'49.529 13 184,0		1'49.373 5 181,8		1'48.787 5 181,2		1'49.844 12 186,5	
3	47 A. TORRES Kawasaki Ninja 400	ESP	1'49.152 34 185,2		1'49.402 10 180,0		1'49.152 7 177,0		1'49.535 5 177,6		1'50.082 12 185,2	
4	23 E. BARTOLINI Yamaha YZF-R3	ITA	1'49.266 33 183,4		1'50.592 9 179,4		1'50.068 7 183,4		1'49.266 5 183,4		1'50.162 12 180,9	
5	91 M. VANNUCCI Yamaha YZF-R3	ITA	1'49.297 37 186,5		1'50.064 10 175,9		1'49.297 10 178,2		1'49.869 5 177,0		1'49.536 12 186,5	
6	38 D. SALVADOR Kawasaki Ninja 400	ESP	1'49.317 35 184,6		1'49.317 11 180,9		1'49.429 7 181,5		1'49.583 5 178,8		1'49.815 12 184,6	
7	48 J. GARCIA Kawasaki Ninja 400	ESP	1'49.320 34 185,9		1'49.320 11 184,6		1'49.981 6 178,2		1'49.540 5 184,3		1'49.625 12 185,9	
8	6 J. BUIS KTM RC 390 R	NED	1'49.514 36 185,6		1'50.352 11 183,4		1'49.991 8 178,2		1'49.558 5 180,9		1'49.514 12 185,6	
9	43 M. GAGGI Yamaha YZF-R3	ITA	1'49.540 35 185,9		1'50.103 11 182,4		1'49.540 7 183,4		1'49.879 5 181,5		1'49.720 12 185,9	
10	88 D. MOGEDA Kawasaki Ninja 400	ESP	1'49.570 35 185,9		1'50.730 11 184,0		1'50.609 7 182,1		1'49.704 5 182,1		1'49.570 12 185,9	
11	13 R. FERNANDEZ Kawasaki Ninja 400	ESP	1'49.636 40 186,9		1'52.061 13 181,5		1'51.614 10 178,2		1'50.172 5 184,0		1'49.636 12 186,9	
12	39 J. RISUENO Yamaha YZF-R3	ESP	1'49.665 34 187,5		1'51.342 10 183,7		1'50.001 7 183,4		1'50.763 5 179,4		1'49.665 12 187,5	
13	12 H. MAIER Yamaha YZF-R3	BRA	1'49.669 34 187,2		1'50.245 11 182,1		1'50.409 6 181,2		1'49.669 5 185,9		1'49.726 12 187,2	
14	26 M. GENNAI Kawasaki Ninja 400	ITA	1'49.710 38 185,9		1'49.989 12 184,6		1'51.214 9 180,9		1'49.710 5 183,4		1'49.807 12 185,9	
15	78 J. ROSENTHALER KTM RC 390 R	AUT	1'49.759 36 184,6		1'51.482 11 181,8		1'50.549 8 178,8		1'50.062 5 184,0		1'49.759 12 184,6	
16	77 J. OSUNA Kawasaki Ninja 400	ESP	1'49.764 37 185,6		1'50.984 11 184,0		1'50.599 9 182,1		1'50.378 5 178,2		1'49.764 12 185,6	
17	62 K. FONTAINHA Yamaha YZF-R3	BRA	1'49.771 34 185,2		1'51.986 9 179,7		1'50.319 8 185,2		1'52.334 5 174,5		1'49.771 12 184,9	
18	96 M. VICH Yamaha YZF-R3	ESP	1'49.789 33 185,9		1'50.589 10 180,9		1'50.918 6 180,9		1'50.448 5 176,5		1'49.789 12 185,9	
19	27 F. MULYA Yamaha YZF-R3	INA	1'49.848 34 186,2		1'51.209 10 185,2		1'51.194 8 180,0		1'50.188 4 186,2		1'49.848 12 185,2	
20	85 K. SABATUCCI Kawasaki Ninja 400	ITA	1'50.032 35 185,9		1'50.750 11 181,5		1'50.740 7 181,5		1'50.439 5 185,9		1'50.032 12 184,0	
21	61 G. IBIDI Yamaha YZF-R3	ITA	1'50.124 37 183,4		1'51.091 11 180,6		1'51.288 9 182,7		1'50.726 5 183,4		1'50.124 12 183,4	
22	53 P. SVOBODA Kawasaki Ninja 400	CZE	1'50.147 36 183,4		1'51.941 10 180,6		1'51.423 9 183,4		1'50.147 5 180,9		1'50.388 12 182,7	
23	4 E. CAZZANIGA Yamaha YZF-R3	ITA	1'50.158 38 186,9		1'51.394 12 179,7		1'50.566 9 184,6		1'50.158 5 186,9		1'50.222 12 183,4	
24	79 T. ALONSO Kawasaki Ninja 400	POR	1'50.546 37 185,2		1'51.928 11 180,9		1'51.579 9 182,1		1'50.857 5 185,2		1'50.546 12 182,1	
25	33 G. SANCHEZ Yamaha YZF-R3	ESP	1'50.566 38 181,5		1'51.459 10 178,8		1'51.849 11 175,0		1'51.968 5 172,8		1'50.566 12 181,5	

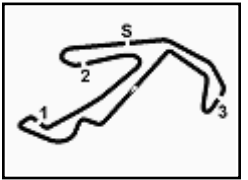
14/06/2025

These data/results cannot be reproduced, stored and/or transmitted in whole or in part by any manner of electronic, mechanical, photocopying, recording, broadcasting or otherwise now known or herein after developed without the previous express consent by the copyright owner, except for reproduction in daily press and regular printed publications on sale to the public within 60 days of the event related to those data/results and always provided that copyright symbol appears together as follows below.

© DORNA WSBK ORGANIZATION Srl 2025

FICR PERUGIA TIMING





Pirelli Emilia-Romagna Round, 13-15 June 2025
Best Laps & Speeds

No.	Rider Bike	Nat	Best Lap		FP		SP		WUP1		RC1	
			LL	SPD	LL	SPD	LL	SPD	LL	SPD	LL	SPD
26	36 F. TOREQOTTULLAH Yamaha YZF-R3	INA	1'50.666 34	184,9	1'52.049 10	182,7	1'51.584 8	184,6	1'50.958 4	184,9	12	182,7
27	55 U. CALATAYUD Yamaha YZF-R3	ESP	1'50.777 36	180,6	1'51.324 10	180,6	1'50.950 9	177,0	1'50.777 5	177,0	12	179,7
28	32 K. KEANKUM Yamaha YZF-R3	THA	1'50.828 37	185,2	1'53.289 11	178,8	1'51.129 9	182,1	1'51.202 5	181,8	12	185,2
29	25 D. OCETE Kawasaki Ninja 400	ESP	1'51.005 38	185,2	1'51.461 12	179,7	1'51.262 8	178,5	1'51.636 6	175,3	12	185,2
30	18 P. OLIVARES RODRIGUEZ Kawasaki Ninja 400	ESP	1'51.051 38	183,4	1'53.236 12	179,4	1'52.490 9	177,6	1'51.500 5	183,4	12	182,1
31	11 F. NOVOTNY Kawasaki Ninja 400	CZE	1'51.233 34	183,4	1'51.706 11	181,8	1'51.717 9	180,0	1'51.321 5	183,4	9	182,1
32	29 G. ZANNINI Kawasaki Ninja 400	ITA	1'51.628 27	182,1		171,7	1'53.605 8	179,1	1'52.254 5	176,5	12	182,1
33	8 I. MUNOZ GRANERO Kawasaki Ninja 400	ESP	1'51.865 40	178,5	1'55.779 12	174,2	1'53.132 11	175,3	1'53.041 5	175,3	12	178,5

14/06/2025

These data/results cannot be reproduced, stored and/or transmitted in whole or in part by any manner of electronic, mechanical, photocopying, recording, broadcasting or otherwise now known or herein after developed without the previous express consent by the copyright owner, except for reproduction in daily press and regular printed publications on sale to the public within 60 days of the event related to those data/results and always provided that copyright symbol appears together as follows below.

© DORNA WSBK ORGANIZATION Srl 2025

Pirelli Emilia-Romagna Round, 13-15 June 2025
Fastest Laps Race 1

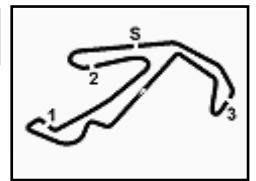
Misano Circuit Sic 58 4.226 m

No.	Rider	Nat	Team	Bike	Lap	Time	Gap
1	50 C. THOMPSON	AUS	MTM Kawasaki	Kawasaki Ninja 400	5	1'49.415	
2	6 J. BUIS	NED	Freudenberg KTM-Paligo Racing	KTM RC 390 R	5	1'49.514	0.099
3	91 M. VANNUCCI	ITA	PATA AG Motorsport Italia WorldSSP300	Yamaha YZF-R3	4	1'49.536	0.121
4	88 D. MOGEDA	ESP	Pons Motosport Italika Racing	Kawasaki Ninja 400	2	1'49.570	0.155
5	48 J. GARCIA	ESP	Prodina Kawasaki Racing Sport	Kawasaki Ninja 400	5	1'49.625	0.210
6	13 R. FERNANDEZ	ESP	Kawasaki Junior Team by MTM	Kawasaki Ninja 400	8	1'49.636	0.221
7	39 J. RISUENO	ESP	MS Racing	Yamaha YZF-R3	7	1'49.665	0.250
8	43 M. GAGGI	ITA	Team BrCorse	Yamaha YZF-R3	6	1'49.720	0.305
9	12 H. MAIER	BRA	Yamaha AD78 FIMLA by MS Racing	Yamaha YZF-R3	7	1'49.726	0.311
10	78 J. ROSENTHALER	AUT	Freudenberg KTM-Paligo Racing	KTM RC 390 R	5	1'49.759	0.344
11	77 J. OSUNA	ESP	ZAPPAS-DEZA-BOX 77 Racing Team	Kawasaki Ninja 400	2	1'49.764	0.349
12	62 K. FONTAINHA	BRA	Yamaha AD78 FIMLA by MS Racing	Yamaha YZF-R3	7	1'49.771	0.356
13	96 M. VICH	ESP	Yamaha Motoxrcing WorldSSP300 Team	Yamaha YZF-R3	7	1'49.789	0.374
14	26 M. GENNAI	ITA	MTM Kawasaki	Kawasaki Ninja 400	6	1'49.807	0.392
15	38 D. SALVADOR	ESP	Team ProDina XCI	Kawasaki Ninja 400	5	1'49.815	0.400
16	7 B. FERNANDEZ	ESP	Team#109 Retro Traffic Kove	Kove 321 RR-S	5	1'49.844	0.429
17	27 F. MULYA	INA	ProGP NitiRacing	Yamaha YZF-R3	5	1'49.848	0.433
18	85 K. SABATUCCI	ITA	Accolade Funds Smrz Racing BGR	Kawasaki Ninja 400	6	1'50.032	0.617
19	47 A. TORRES	ESP	Team ProDina XCI	Kawasaki Ninja 400	5	1'50.082	0.667
20	61 G. IBIDI	ITA	Yamaha Motoxrcing WorldSSP300 Team	Yamaha YZF-R3	3	1'50.124	0.709
21	23 E. BARTOLINI	ITA	Team BrCorse	Yamaha YZF-R3	3	1'50.162	0.747
22	4 E. CAZZANIGA	ITA	Racestar Trasimeno	Yamaha YZF-R3	3	1'50.222	0.807
23	53 P. SVOBODA	CZE	Kawasaki Junior Team by MTM	Kawasaki Ninja 400	4	1'50.388	0.973
24	79 T. ALONSO	PDR	Pons Motosport Italika Racing	Kawasaki Ninja 400	6	1'50.546	1.131
25	33 G. SANCHEZ	ESP	ARCO MotoR University Team	Yamaha YZF-R3	5	1'50.566	1.151
26	36 F. TOREQOTTULLAH	INA	ProGP NitiRacing	Yamaha YZF-R3	6	1'50.666	1.251
27	32 K. KEANKUM	THA	ARCO MotoR University Team	Yamaha YZF-R3	6	1'50.828	1.413
28	55 U. CALATAYUD	ESP	ARCO MotoR University Team	Yamaha YZF-R3	3	1'50.957	1.542
29	25 D. OCETE	ESP	Pons Motosport Italika Racing	Kawasaki Ninja 400	10	1'51.005	1.590
30	18 P. OLIVARES RODRIGUEZ	ESP	Kawasaki GP Project	Kawasaki Ninja 400	11	1'51.051	1.636
31	11 F. NOVOTNY	CZE	Accolade Funds Smrz Racing BGR	Kawasaki Ninja 400	7	1'51.233	1.818
32	29 G. ZANNINI	ITA	ZAPPAS-DEZA-BOX 77 Racing Team	Kawasaki Ninja 400	4	1'51.628	2.213
33	8 I. MUNOZ GRANERO	ESP	Kawasaki GP Project	Kawasaki Ninja 400	3	1'51.865	2.450

14/06/2025

These data/results cannot be reproduced, stored and/or transmitted in whole or in part by any manner of electronic, mechanical, photocopying, recording, broadcasting or otherwise now known or herein after developed without the previous express consent by the copyright owner, except for reproduction in daily press and regular printed publications on sale to the public within 60 days of the event related to those data/results and always provided that copyright symbol appears together as follows below.

© DORNA WSBK ORGANIZATION Srl 2025

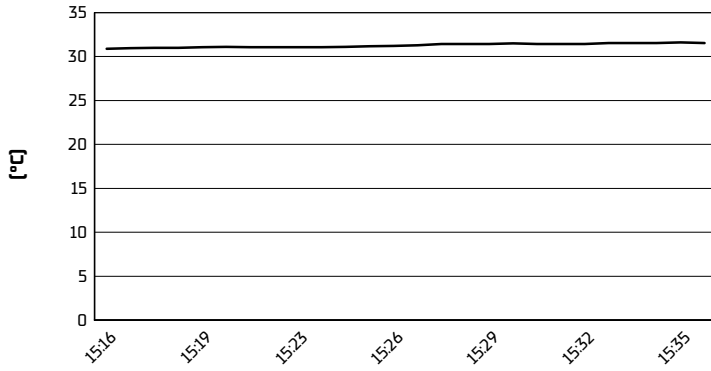


Misano Circuit Sic 58.4.226 m

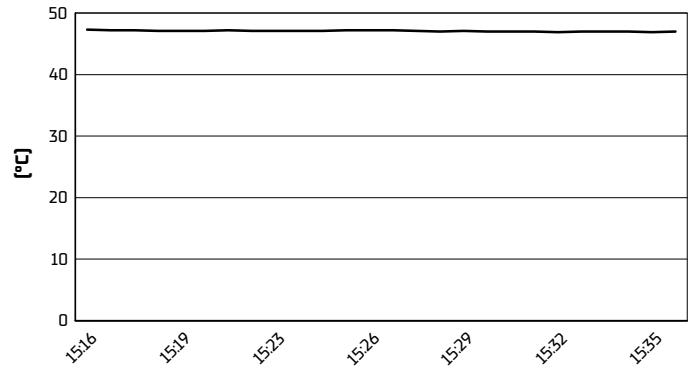
Pirelli Emilia-Romagna Round, 13-15 June 2025
Weather Report Race 1

Session started 15:16 - Session ended 15:38

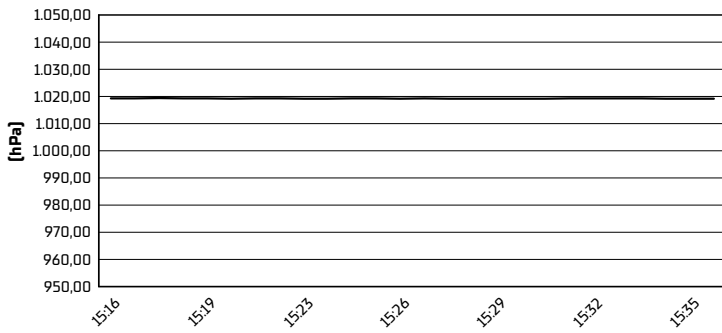
Air Temperature



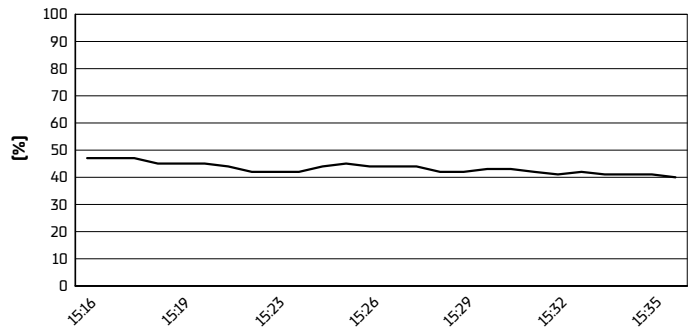
Track Temperature



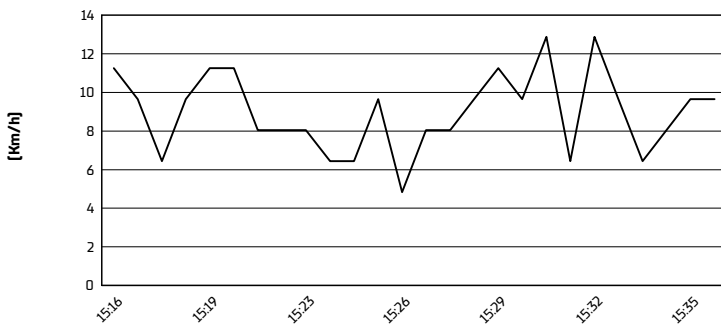
Air Pressure



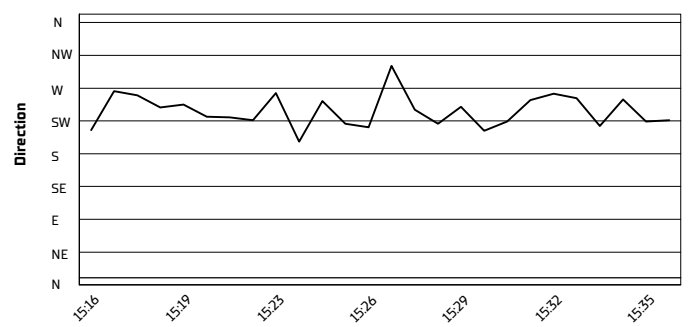
Humidity



Wind Speed



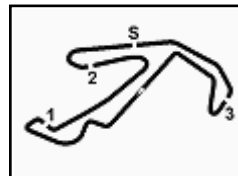
Wind Direction



14/06/2025

These data/results cannot be reproduced, stored and/or transmitted in whole or in part by any manner of electronic, mechanical, photocopying, recording, broadcasting or otherwise now known or herein after developed without the previous express consent by the copyright owner, except for reproduction in daily press and regular printed publications on sale to the public within 60 days of the event related to those data/results and always provided that copyright symbol appears together as follows below.

© DORNA WSBK ORGANIZATION Srl 2025



Pirelli Emilia-Romagna Round, 13-15 June 2025
Provisional Starting Grid - Race 2 (12 Laps x 4,226 km = 50,712 km)

Misano Circuit Sic 58 4.226 m

1	1	50 THOMPSON C. Kawasaki 1'49.415 RC1	2	6 BUIS J. KTM 1'49.514 RC1	3	91 VANNUCCI M. Yamaha 1'49.536 RC1
2	4	88 MOGEDA D. Kawasaki 1'49.570 RC1	5	48 GARCIA J. Kawasaki 1'49.625 RC1	6	13 FERNANDEZ R. Kawasaki 1'49.636 RC1
3	7	39 RISUENO J. Yamaha 1'49.665 RC1	8	43 GAGGI M. Yamaha 1'49.720 RC1	9	12 MAIER H. Yamaha 1'49.726 RC1
4	10	47 TORRES A. Kawasaki 1'49.152 SP	11	7 FERNANDEZ B. Kove 1'49.373 SP	12	38 SALVADOR D. Kawasaki 1'49.429 SP
5	13	23 BARTOLINI E. Yamaha 1'50.068 SP	14	62 FONTAINHA K. Yamaha 1'50.319 SP	15	78 ROSENTHALER J. KTM 1'50.549 SP
6	16	4 CAZZANIGA E. Yamaha 1'50.566 SP	17	77 OSUNA J. Kawasaki 1'50.599 SP	18	85 SABATUCCI K. Kawasaki 1'50.740 SP
7	19	96 VICH M. Yamaha 1'50.918 SP	20	55 CALATAYUD U. Yamaha 1'50.950 SP	21	32 KEANKUM K. Yamaha 1'51.129 SP
8	22	27 MULYA F. Yamaha 1'51.194 SP	23	26 GENNAI M. Kawasaki 1'51.214 SP	24	25 OCETE D. Kawasaki 1'51.262 SP
9	25	61 IBIDI G. Yamaha 1'51.288 SP	26	53 SVOBODA P. Kawasaki 1'51.423 SP	27	79 ALONSO T. Kawasaki 1'51.579 SP
10	28	36 TOREQOTTULLAH F. Yamaha 1'51.584 SP	29	11 NOVOTNY F. Kawasaki 1'51.717 SP	30	33 SANCHEZ G. Yamaha 1'51.849 SP
11	31	18 OLIVARES RODRIGU Kawasaki 1'52.490 SP	32	8 MUNOZ GRANERO I. Kawasaki 1'53.132 SP	33	29 ZANNINI G. Kawasaki 1'53.605 SP

14/06/2025 The Race Director: **Stefano Carloia**

These data/results cannot be reproduced, stored and/or transmitted in whole or in part by any manner of electronic, mechanical, photocopying, recording, broadcasting or otherwise now known or herein after developed without the previous express consent by the copyright owner, except for reproduction in daily press and regular printed publications on sale to the public within 60 days of the event related to those data/results and always provided that copyright symbol appears together as follows below. © DORNA WSBK ORGANIZATION Srl 2025