

TT Circuit Assen 4.542 m

Pirelli Dutch Round, 11-13 April 2025

Chronological Analysis Race 1

Start at 14:00'18.796

1 / 4

1° 11 N. BULEGA [1'33.581]							
Lap	Seg1	Seg2	Seg3	Seg4	Lap Time	km/h	Local Time
1		14.212	27.196	21.618	1'38.427	286,5	14:01'57.223
2	30.906	13.999	27.199	21.639	1'33.743	289,5	14:03'30.966
3	30.849	14.009	27.224	21.666	1'33.748	288,8	14:05'04.714
4	31.026	14.008	27.272	21.575	1'33.881	290,3	14:06'38.595
5	30.762	13.971	27.226	21.622	1'33.581	290,3	14:08'12.176
6	30.912	14.067	27.260	21.729	1'33.968	290,3	14:09'46.144
7	31.044	14.025	27.180	21.730	1'33.979	289,5	14:11'20.123
8	30.993	13.980	27.141	21.747	1'33.861	291,9	14:12'53.984
9	30.967	14.035	27.393	21.676	1'34.071	289,5	14:14'28.055
10	31.056	14.135	27.300	21.735	1'34.226	288,8	14:16'02.281
11	31.085	14.064	27.418	21.759	1'34.326	290,3	14:17'36.607
12	31.163	14.121	27.239	21.733	1'34.256	288,8	14:19'10.863
13	31.212	14.077	27.354	21.729	1'34.372	289,5	14:20'45.235
14	31.196	14.051	27.373	21.987	1'34.607	289,5	14:22'19.842
15	31.178	14.070	27.448	21.881	1'34.577	289,5	14:23'54.419
16	31.308	14.097	27.471	21.937	1'34.813	289,5	14:25'29.232
17	31.447	14.180	27.556	21.819	1'35.002	289,5	14:27'04.234
18	31.368	14.192	27.573	22.023	1'35.156	289,5	14:28'39.390
19	31.385	14.167	27.574	22.157	1'35.283	291,1	14:30'14.673
20	31.612	14.128	27.692	22.126	1'35.558	292,7	14:31'50.231
21	31.846	14.327	28.070	22.596	1'36.839	291,1	14:33'27.070
Race Time 33'08.274							

2° 55 A. LOCATELLI [1'34.235]							
Lap	Seg1	Seg2	Seg3	Seg4	Lap Time	km/h	Local Time
1		14.398	27.431	21.807	1'38.973	277,6	14:01'57.769
2	30.967	14.064	27.437	21.767	1'34.235	283,5	14:03'32.004
3	31.015	14.167	27.524	21.770	1'34.476	282,7	14:05'06.480
4	31.086	14.114	27.413	21.695	1'34.308	282,7	14:06'40.788
5	31.004	14.116	27.451	21.800	1'34.371	283,5	14:08'15.159
6	30.991	14.086	27.514	21.749	1'34.340	283,5	14:09'49.499
7	31.019	14.092	27.496	21.715	1'34.322	282,7	14:11'23.821
8	31.033	14.063	27.470	21.714	1'34.280	284,2	14:12'58.101
9	30.982	14.092	27.813	21.954	1'34.841	282,7	14:14'32.942
10	31.111	14.084	27.615	21.811	1'34.621	285,7	14:16'07.563
11	31.013	14.092	27.631	21.834	1'34.570	288,8	14:17'42.133
12	31.028	14.112	27.666	21.754	1'34.560	285,7	14:19'16.693
13	31.234	14.067	27.443	21.716	1'34.460	282,7	14:20'51.153
14	31.027	14.053	27.528	21.831	1'34.439	284,2	14:22'25.592
15	31.274	14.083	27.662	21.826	1'34.845	282,7	14:24'00.437
16	31.154	14.135	27.691	22.009	1'34.989	282,7	14:25'35.426
17	31.408	14.136	27.779	21.875	1'35.198	283,5	14:27'10.624
18	31.411	14.175	27.838	21.980	1'35.404	282,7	14:28'46.028
19	31.485	14.230	27.842	22.020	1'35.577	282,7	14:30'21.605
20	31.603	14.336	28.136	22.328	1'36.403	285,0	14:31'58.008
21	31.796	14.373	28.248	22.446	1'36.863	281,3	14:33'34.871
Race Time 33'16.075							

3° 9 D. PETRUCCI [1'34.253]							
Lap	Seg1	Seg2	Seg3	Seg4	Lap Time	km/h	Local Time
1		14.255	27.520	21.733	1'39.603	288,8	14:01'58.399
2	31.491	14.194	27.313	21.793	1'34.791	295,1	14:03'33.190
3	31.252	14.192	27.435	21.717	1'34.596	288,8	14:05'07.786
4	30.998	14.032	27.632	21.699	1'34.361	291,9	14:06'42.147
5	31.004	14.094	27.393	21.834	1'34.325	291,9	14:08'16.472
6	31.000	14.025	27.424	21.819	1'34.268	291,1	14:09'50.740
7	31.221	14.131	27.643	21.782	1'34.777	292,7	14:11'25.517
8	30.897	14.127	27.530	21.791	1'34.345	288,8	14:12'59.862
9	30.998	14.018	27.513	21.863	1'34.392	288,8	14:14'34.254
10	31.026	14.055	27.349	21.823	1'34.253	289,5	14:16'08.507
11	31.155	14.034	27.358	21.818	1'34.365	288,8	14:17'42.872
12	31.121	14.001	27.450	21.947	1'34.519	289,5	14:19'17.391
13	31.261	14.100	27.500	21.817	1'34.678	288,0	14:20'52.069
14	31.191	14.078	27.590	21.986	1'34.845	291,1	14:22'26.914

15	31.472	14.254	27.825	22.270	1'35.821	290,3	14:24'02.735
16	31.755	14.234	27.840	22.334	1'36.163	290,3	14:25'38.898
17	31.667	14.267	27.853	22.098	1'35.885	288,0	14:27'14.783
18	31.697	14.221	27.844	22.293	1'36.055	288,8	14:28'50.838
19	31.687	14.280	28.302	22.827	1'37.096	290,3	14:30'27.934
20	31.762	14.369	28.217	22.416	1'36.764	289,5	14:32'04.698
21	31.946	14.375	28.217	22.661	1'37.199	288,0	14:33'41.897
Race Time 33'23.101							

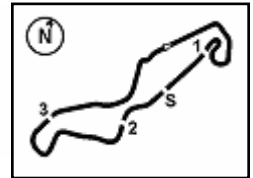
4° 1 T. RAZGATLIOGLU [1'33.921]							
Lap	Seg1	Seg2	Seg3	Seg4	Lap Time	km/h	Local Time
1		14.205	27.570	21.773	1'40.130	288,8	14:01'58.926
2	31.308	14.137	27.458	21.537	1'34.440	289,5	14:03'33.366
3	30.995	14.097	27.334	21.617	1'34.043	288,8	14:05'07.409
4	30.899	13.983	27.302	21.748	1'33.932	293,5	14:06'41.341
5	31.155	14.021	27.564	21.766	1'34.506	293,5	14:08'15.847
6	31.146	14.077	27.330	21.869	1'34.422	291,9	14:09'50.269
7	30.962	14.064	27.256	21.639	1'33.921	287,2	14:11'24.190
8	30.907	13.998	27.406	21.741	1'34.052	293,5	14:12'58.242
9	31.024	13.942	27.606	21.901	1'34.473	288,0	14:14'32.715
10	31.116	14.047	27.566	21.851	1'34.580	288,0	14:16'07.295
11	31.077	14.146	27.566	21.823	1'34.612	288,0	14:17'41.907
12	31.073	14.177	27.636	21.810	1'34.696	288,0	14:19'16.603
13	31.436	14.167	27.497	21.817	1'34.917	285,0	14:20'51.520
14	31.200	14.162	27.650	21.878	1'34.890	291,1	14:22'26.410
15	31.747	14.578	27.918	22.107	1'36.350	288,0	14:24'02.760
16	31.376	14.157	27.935	21.972	1'35.440	288,8	14:25'38.200
17	31.545	14.268	28.031	22.185	1'36.029	287,2	14:27'14.229
18	31.680	14.228	28.185	22.161	1'36.254	288,0	14:28'50.483
19	31.878	14.298	28.849	22.617	1'37.642	288,8	14:30'28.125
20	32.113	14.145	28.623	22.462	1'37.343	291,1	14:32'05.468
21	32.556	14.279	29.099	22.805	1'38.739	290,3	14:33'44.207
Race Time 33'25.411							

5° 7 I. LECUONA [1'34.462]							
Lap	Seg1	Seg2	Seg3	Seg4	Lap Time	km/h	Local Time
1		14.629	27.683	21.981	1'41.553	291,1	14:02'00.349
2	31.213	14.259	27.440	21.997	1'34.909	291,9	14:03'35.258
3	30.986	14.152	27.432	21.892	1'34.462	289,5	14:05'09.720
4	31.262	14.226	27.586	21.897	1'34.971	291,1	14:06'44.691
5	31.180	14.186	27.428	21.972	1'34.766	289,5	14:08'19.457
6	31.095	14.206	27.463	22.066	1'34.830	287,2	14:09'54.287
7	31.175	14.263	27.571	21.919	1'34.928	285,0	14:11'29.215
8	31.100	14.106	27.498	21.852	1'34.556	286,5	14:13'03.771
9	31.089	14.146	27.699	21.928	1'34.862	288,8	14:14'38.633
10	31.202	14.258	27.569	21.933	1'34.962	283,5	14:16'13.595
11	31.341	14.222	27.561	21.961	1'35.085	284,2	14:17'48.680
12	31.228	14.286	27.604	21.975	1'35.093	284,2	14:19'23.773
13	31.350	14.242	27.637	22.088	1'35.317	284,2	14:20'59.090
14	31.306	14.257	27.913	22.234	1'35.710	287,2	14:22'34.800
15	31.508	14.419	28.045	22.292	1'36.264	280,5	14:24'11.064
16	31.875	14.287	27.993	22.206	1'36.361	287,2	14:25'47.425
17	31.492	14.345	27.929	22.564	1'36.330	283,5	14:27'23.755
18	31.695	14.327	27.884	22.211	1'36.117	284,2	14:28'59.872
19	31.488	14.236	27.881	22.385	1'35.990	285,0	14:30'35.862
20	31.757	14.308	28.027	22.801	1'36.893	285,7	14:32'12.755
21	31.762	14.344	28.071	22.791	1'36.968	285,0	14:33'49.723
Race Time 33'30.927							

6° 97 X. VIERGE [1'34.678]							
Lap	Seg1	Seg2	Seg3	Seg4	Lap Time	km/h	Local Time
1		14.484	27.663	22.062	1'41.474	289,5	14:02'00.270
2	31.122	14.157	27.487	22.204	1'34.970	294,3	14:03'35.240
3	31.497	14.195	27.389	21.746	1'34.827	291,1	14:05'10.067
4	31.131	14.234	27.502	21.962	1'34.829	293,5	14:06'44.896
5	31.326	14.246	27.481	21.913	1'34.966	295,1	14:08'19.862

12/04/2025 P = Pits In/Out - C = Lap Time Cancelled

These data/results cannot be reproduced, stored and/or transmitted in whole or in part by any manner of electronic, mechanical, photocopying, recording, broadcasting or otherwise now known or herein after developed without the previous express consent by the copyright owner, except for reproduction in daily press and regular printed publications on sale to the public within 60 days of the event related to those data/results and always provided that copyright symbol appears together



Pirelli Dutch Round, 11-13 April 2025
Chronological Analysis Race 1

Start at 14:00'18.796

6	31.280	14.191	27.436	22.005	1'34.912	290,3	14:09'54.774
7	31.140	14.205	27.690	21.973	1'35.008	288,0	14:11'29.782
8	31.178	14.138	27.575	21.841	1'34.732	289,5	14:13'04.514
9	31.180	14.286	27.628	21.919	1'35.013	288,0	14:14'39.527
10	31.113	14.119	27.654	21.792	1'34.678	291,1	14:16'14.205
11	31.322	14.182	27.700	21.985	1'35.189	291,1	14:17'49.394
12	31.397	14.177	27.728	22.021	1'35.323	291,9	14:19'24.717
13	31.500	14.148	27.747	22.282	1'35.677	289,5	14:21'00.394
14	31.469	14.215	27.696	21.968	1'35.348	289,5	14:22'35.742
15	31.504	14.274	27.939	22.249	1'35.966	290,3	14:24'11.708
16	31.687	14.224	28.094	22.306	1'36.311	293,5	14:25'48.019
17	31.742	14.296	28.122	22.137	1'36.297	294,3	14:27'24.316
18	31.895	14.083	27.930	22.093	1'36.001	293,5	14:29'00.317
19	31.674	14.208	27.952	22.244	1'36.078	293,5	14:30'36.995
20	31.666	14.193	28.282	22.423	1'36.564	290,3	14:32'12.359
21	31.849	14.244	28.122	22.761	1'36.976	291,1	14:33'49.935

Race Time 33'31.139

Race Time 33'32.128

7° 77 D. AEGERTER [1'34.861]							
Lap	Seg1	Seg2	Seg3	Seg4	Lap Time	km/h	Local Time
1		14.315	27.737	21.941	1'41.204	291,1	14:02'00.000
2	31.194	14.145	27.606	22.232	1'35.177	290,3	14:03'35.177
3	31.803	14.195	27.632	22.021	1'35.651	289,5	14:05'10.828
4	31.234	14.381	27.677	22.037	1'35.329	288,0	14:06'46.157
5	31.152	14.250	27.626	21.999	1'35.027	287,2	14:08'21.184
6	31.057	14.154	27.521	22.183	1'34.915	286,5	14:09'56.099
7	31.648	14.170	27.573	22.033	1'35.424	285,7	14:11'31.523
8	31.255	14.129	27.543	21.934	1'34.861	288,8	14:13'06.384
9	31.437	14.165	27.592	21.970	1'35.164	289,5	14:14'41.548
10	31.290	14.140	27.742	21.968	1'35.140	288,8	14:16'16.688
11	31.619	14.179	27.768	22.392	1'35.958	288,8	14:17'52.646
12	31.429	14.216	27.754	22.134	1'35.533	287,2	14:19'28.179
13	31.412	14.307	27.475	22.062	1'35.256	287,2	14:21'03.435
14	31.522	14.247	27.586	22.072	1'35.427	286,5	14:22'38.862
15	31.650	14.252	27.897	22.089	1'35.888	288,0	14:24'14.750
16	31.677	14.214	27.884	22.473	1'36.248	285,7	14:25'50.998
17	31.469	14.256	27.733	22.210	1'35.668	285,0	14:27'26.666
18	31.342	14.183	27.578	22.164	1'35.267	287,2	14:29'01.933
19	31.374	14.253	27.764	21.998	1'35.389	289,5	14:30'37.322
20	31.412	14.115	28.389	22.105	1'36.021	292,7	14:32'13.343
21	32.045	14.215	28.156	22.559	1'36.975	291,9	14:33'50.318

Race Time 33'31.522

8° 87 R. GARDNER [1'34.454]							
Lap	Seg1	Seg2	Seg3	Seg4	Lap Time	km/h	Local Time
1		14.292	27.692	21.864	1'40.629	289,5	14:01'59.425
2	31.511	14.183	27.522	22.023	1'35.239	288,0	14:03'34.664
3	31.203	14.151	27.534	21.933	1'34.821	286,5	14:05'09.485
4	31.300	14.158	27.538	21.749	1'34.745	286,5	14:06'44.230
5	31.053	14.151	27.517	21.733	1'34.454	287,2	14:08'18.684
6	31.091	14.139	27.495	22.032	1'34.757	285,0	14:09'53.441
7	31.406	14.293	27.563	21.835	1'35.097	279,1	14:11'28.538
8	31.101	14.301	27.621	22.016	1'35.039	282,7	14:13'03.577
9	31.117	14.137	27.792	21.893	1'34.939	281,3	14:14'38.516
10	31.560	14.197	27.771	21.803	1'35.331	285,7	14:16'13.847
11	31.416	14.125	27.679	22.042	1'35.262	283,5	14:17'49.109
12	31.389	14.183	27.666	21.778	1'35.016	284,2	14:19'24.125
13	31.336	14.133	27.783	21.989	1'35.241	285,0	14:20'59.366
14	31.402	14.216	27.772	22.174	1'35.564	286,5	14:22'34.930
15	31.726	14.254	28.090	22.343	1'36.413	284,2	14:24'11.343
16	31.820	14.198	28.251	22.148	1'36.417	286,5	14:25'47.760
17	31.780	14.267	27.915	22.268	1'36.230	288,0	14:27'23.990
18	31.786	14.215	28.009	22.085	1'36.095	285,7	14:29'00.085
19	31.747	14.450	28.317	22.149	1'36.663	285,0	14:30'36.748
20	31.762	14.083	28.269	22.226	1'36.340	288,8	14:32'13.088
21	32.099	14.169	28.309	23.259	1'37.836	288,8	14:33'50.924

9° 60 M. VAN DER MARK [1'34.271]							
Lap	Seg1	Seg2	Seg3	Seg4	Lap Time	km/h	Local Time
1		14.441	27.507	21.889	1'40.732	288,0	14:01'59.528
2	31.104	14.150	27.549	21.817	1'34.620	292,7	14:03'34.148
3	31.007	14.227	27.345	21.787	1'34.366	289,5	14:05'08.514
4	31.125	14.208	27.286	21.652	1'34.271	289,5	14:06'42.785
5	30.987	14.152	27.446	21.726	1'34.311	289,5	14:08'17.096
6	31.078	14.184	27.368	21.819	1'34.449	290,3	14:09'51.545
7	31.082	14.259	27.552	21.815	1'34.708	287,2	14:11'26.253
8	31.160	14.289	27.452	21.956	1'34.857	283,5	14:13'01.110
9	31.282	14.376	27.828	22.131	1'35.617	283,5	14:14'36.727
10	31.361	14.431	27.727	22.069	1'35.588	283,5	14:16'12.315
11	31.332	14.328	27.764	22.035	1'35.459	282,7	14:17'47.774
12	31.206	14.376	27.813	22.055	1'35.450	282,7	14:19'23.224
13	31.260	14.315	27.868	22.052	1'35.495	281,3	14:20'58.719
14	31.400	14.384	27.947	22.203	1'35.934	283,5	14:22'34.653
15	31.553	14.429	28.254	22.232	1'36.468	283,5	14:24'11.121
16	31.624	14.402	28.310	22.163	1'36.499	281,3	14:25'47.620
17	31.698	14.494	28.265	22.078	1'36.535	285,0	14:27'24.155
18	31.795	14.330	28.719	22.225	1'37.069	288,0	14:29'01.224
19	31.872	14.482	28.605	22.502	1'37.461	285,0	14:30'38.685
20	32.287	14.470	29.097	22.690	1'38.544	284,2	14:32'17.229
21	32.492	14.520	29.219	22.730	1'38.961	282,0	14:33'56.190

Race Time 33'37.394

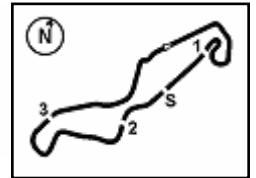
10° 45 S. REDDING [1'34.843]							
Lap	Seg1	Seg2	Seg3	Seg4	Lap Time	km/h	Local Time
1		14.586	27.836	22.089	1'41.938	286,5	14:02'00.734
2	31.319	14.146	27.580	22.016	1'35.061	291,1	14:03'35.795
3	31.267	14.298	27.670	21.905	1'35.140	291,1	14:05'10.935
4	31.459	14.239	27.678	22.023	1'35.399	291,1	14:06'46.334
5	31.301	14.135	27.614	21.959	1'35.009	290,3	14:08'21.343
6	31.175	14.207	27.566	21.895	1'34.843	290,3	14:09'56.186
7	31.290	14.104	27.611	21.878	1'34.883	288,0	14:11'31.069
8	31.290	14.053	27.719	21.893	1'34.955	290,3	14:13'06.024
9	31.331	14.125	27.672	21.917	1'35.045	287,2	14:14'41.069
10	31.270	14.112	27.851	22.098	1'35.331	288,8	14:16'16.400
11	31.496	14.231	27.945	22.303	1'35.975	287,2	14:17'52.375
12	31.474	14.223	27.776	22.128	1'35.601	286,5	14:19'27.976
13	31.219	14.108	27.713	22.107	1'35.147	288,8	14:21'03.123
14	31.547	14.203	27.751	22.124	1'35.625	288,0	14:22'38.748
15	31.511	14.353	27.925	22.071	1'35.860	286,5	14:24'14.608
16	31.595	14.275	27.922	22.734	1'36.526	286,5	14:25'51.134
17	31.936	14.264	28.328	22.610	1'37.138	288,0	14:27'28.272
18	32.069	14.317	28.352	22.527	1'37.265	285,7	14:29'05.537
19	32.145	14.430	28.619	22.875	1'38.069	287,2	14:30'43.606
20	32.396	14.389	28.823	22.815	1'38.423	288,8	14:32'22.029
21	32.562	14.492	29.371	23.223	1'39.648	286,5	14:34'01.677

Race Time 33'42.881

11° 22 A. LOWES [1'34.209]							
Lap	Seg1	Seg2	Seg3	Seg4	Lap Time	km/h	Local Time
1		14.129	27.418	21.746	1'39.802	288,0	14:01'58.598
2	31.709	14.201	27.612	21.738	1'35.260	288,8	14:03'33.858
3	31.155	14.123	27.421	21.699	1'34.398	283,5	14:05'08.256
4	31.184	14.002	27.379	21.644	1'34.209	285,7	14:06'42.465
5	30.999	14.087	27.419	21.809	1'34.314	288,0	14:08'16.779
6	31.226	14.084	27.376	21.717	1'34.403	286,5	14:09'51.182
7	31.125	14.109	27.589	21.860	1'34.683	288,8	14:11'25.865
8	48.873	15.216	27.678	21.927	1'53.694	272,0	14:13'19.559
9	31.394	14.274	27.621	22.253	1'35.542	286,5	14:14'55.101
10	31.569	14.239	27.749	21.906	1'35.463	282,7	14:16'30.564
11	31.538	14.191	27.835	22.064	1'35.628	279,8	14:18'06.192
12	31.452	14.277	27.585	21.945	1'35.259	282,0	14:19'41.451

12/04/2025 P = Pits In/Out - C = Lap Time Cancelled

These data/results cannot be reproduced, stored and/or transmitted in whole or in part by any manner of electronic, mechanical, photocopying, recording, broadcasting or otherwise now known or herein after developed without the previous express consent by the copyright owner, except for reproduction in daily press and regular printed publications on sale to the public within 60 days of the event related to those data/results and always provided that copyright symbol appears



TT Circuit Assen 4.542 m

Pirelli Dutch Round, 11-13 April 2025
Chronological Analysis Race 1

Start at 14:00'18.796

3 / 4

13	31.442	14.172	27.471	22.036	1'35.121	284,2	14:21'16.572	4	31.364	14.337	27.678	22.098	1'35.477	286,5	14:06'48.110
14	31.269	14.167	27.515	21.905	1'34.856	283,5	14:22'51.428	5	31.394	14.280	27.625	22.085	1'35.384	285,7	14:08'23.494
15	31.429	14.304	27.739	21.841	1'35.313	284,2	14:24'26.741	6	31.341	14.379	27.660	22.434	1'35.814	282,0	14:09'59.308
16	31.479	14.145	27.753	22.042	1'35.419	281,3	14:26'02.160	7	31.580	14.342	27.746	22.334	1'36.002	279,1	14:11'35.310
17	31.676	14.324	28.049	22.639	1'36.688	285,7	14:27'38.848	8	31.649	14.408	27.678	22.182	1'35.917	280,5	14:13'11.227
18	31.731	14.240	28.017	22.174	1'36.162	283,5	14:29'15.010	9	31.707	14.362	27.930	22.266	1'36.265	279,1	14:14'47.492
19	31.765	14.270	27.831	22.056	1'35.922	284,2	14:30'50.932	10	31.448	14.334	27.843	22.239	1'35.864	280,5	14:16'23.356
20	31.521	14.208	27.893	22.065	1'35.687	285,0	14:32'26.619	11	31.647	14.406	27.824	22.354	1'36.231	281,3	14:17'59.587
21	31.650	14.232	28.199	22.329	1'36.410	287,2	14:34'03.029	12	31.573	14.325	27.812	22.320	1'36.030	280,5	14:19'35.617

Race Time 33'44.233

12° 95 T. MACKENZIE [1'35.081]							
Lap	Seg.1	Seg.2	Seg.3	Seg.4	Lap Time	km/h	Local Time
1		14.459	28.807	22.209	1'45.954	285,0	14:02'04.750
2	31.404	14.604	27.747	22.108	1'35.863	287,2	14:03'40.613
3	31.288	14.406	27.660	22.247	1'35.601	285,7	14:05'16.214
4	31.466	14.384	27.753	22.194	1'35.797	282,7	14:06'52.011
5	31.083	14.287	27.651	22.060	1'35.081	285,0	14:08'27.092
6	31.478	14.257	27.540	22.200	1'35.475	283,5	14:10'02.567
7	33.760	14.558	27.979	22.338	1'38.635	281,3	14:11'41.202
8	33.785	14.458	27.710	22.203	1'38.156	282,0	14:13'19.358
9	31.330	14.362	27.640	22.647	1'35.979	282,0	14:14'55.337
10	31.631	14.397	27.889	22.132	1'36.049	282,0	14:16'31.386
11	31.516	14.369	27.566	22.141	1'35.592	283,5	14:18'06.978
12	31.280	14.340	27.624	22.000	1'35.244	282,7	14:19'42.222
13	31.241	14.267	27.396	22.243	1'35.147	282,7	14:21'17.369
14	31.275	14.209	27.678	22.221	1'35.383	284,2	14:22'52.752
15	31.296	14.357	27.761	22.411	1'35.825	282,7	14:24'28.577
16	31.250	14.336	27.793	22.374	1'35.753	282,0	14:26'04.330
17	31.483	14.393	27.858	22.331	1'36.065	282,7	14:27'40.395
18	31.480	14.375	27.827	22.048	1'35.730	281,3	14:29'16.125
19	31.648	14.299	28.200	22.367	1'36.514	285,7	14:30'52.639
20	32.102	14.209	28.186	22.490	1'36.987	286,5	14:32'29.626
21	32.032	14.355	28.292	22.430	1'37.109	282,7	14:34'06.735

Race Time 33'47.939

13° 31 G. GERLOFF [1'35.265]							
Lap	Seg.1	Seg.2	Seg.3	Seg.4	Lap Time	km/h	Local Time
1		14.323	27.793	22.096	1'42.240	290,3	14:02'01.036
2	31.227	14.187	27.684	22.167	1'35.265	291,9	14:03'36.301
3	31.777	14.296	27.806	22.134	1'36.013	291,1	14:05'12.314
4	31.404	14.286	27.676	22.016	1'35.382	290,3	14:06'47.696
5	31.309	14.193	27.708	22.147	1'35.357	290,3	14:08'23.053
6	31.305	14.288	27.669	22.623	1'35.885	287,2	14:09'58.938
7	31.496	14.361	27.730	22.390	1'35.977	285,0	14:11'34.915
8	31.409	14.369	27.745	22.288	1'35.811	285,7	14:13'10.726
9	31.301	14.275	27.789	22.263	1'35.628	283,5	14:14'46.354
10	31.398	14.295	27.745	22.381	1'35.819	285,0	14:16'22.173
11	31.320	14.346	27.717	22.344	1'35.727	286,5	14:17'57.900
12	31.536	14.358	27.839	22.217	1'35.950	285,0	14:19'33.850
13	31.453	14.398	27.933	22.517	1'36.301	286,5	14:21'10.151
14	31.592	14.553	28.040	22.413	1'36.598	282,7	14:22'46.749
15	31.613	14.335	28.096	22.963	1'37.007	285,7	14:24'23.756
16	31.904	14.433	28.162	22.538	1'37.037	285,7	14:26'00.793
17	31.816	14.471	28.344	22.588	1'37.219	285,0	14:27'38.012
18	31.888	14.361	28.233	22.898	1'37.380	285,7	14:29'15.392
19	31.814	14.268	28.328	22.594	1'37.004	290,3	14:30'52.396
20	31.843	14.308	28.327	22.694	1'37.172	289,5	14:32'29.568
21	32.243	14.377	28.543	22.601	1'37.764	289,5	14:34'07.332

Race Time 33'48.536

14° 53 T. RABAT [1'35.295]							
Lap	Seg.1	Seg.2	Seg.3	Seg.4	Lap Time	km/h	Local Time
1		14.900	27.919	22.208	1'43.066	272,0	14:02'01.862
2	31.236	14.269	27.645	22.145	1'35.295	283,5	14:03'37.157
3	31.299	14.372	27.649	22.156	1'35.476	283,5	14:05'12.633

15° 17 R. VICKERS [1'35.665]							
Lap	Seg.1	Seg.2	Seg.3	Seg.4	Lap Time	km/h	Local Time
1		14.844	28.020	22.353	1'43.437	276,9	14:02'02.233
2	31.572	14.521	27.806	22.077	1'35.976	287,2	14:03'38.209
3	31.456	14.474	27.766	22.216	1'35.912	284,2	14:05'14.121
4	31.484	14.310	27.676	22.235	1'35.705	286,5	14:06'49.826
5	31.566	14.205	27.693	22.201	1'35.665	287,2	14:08'25.491
6	32.313	14.309	27.627	22.417	1'36.666	285,0	14:10'02.157
7	31.681	14.323	27.889	22.350	1'36.243	284,2	14:11'38.400
8	31.844	14.316	27.678	22.137	1'35.975	286,5	14:13'14.375
9	31.559	14.372	27.925	22.286	1'36.142	285,0	14:14'50.517
10	31.566	14.343	27.779	22.191	1'35.879	284,2	14:16'26.396
11	31.491	14.318	27.758	22.213	1'35.780	285,7	14:18'02.176
12	31.464	14.365	27.901	22.431	1'36.161	284,2	14:19'38.337
13	31.650	14.313	27.976	22.564	1'36.503	284,2	14:21'14.840
14	31.652	14.356	27.823	22.235	1'36.066	287,2	14:22'50.906
15	32.385	14.495	27.923	22.858	1'37.661	287,2	14:24'28.567
16	32.096	14.349	27.892	22.279	1'36.616	284,2	14:26'05.183
17	31.655	14.387	27.990	22.574	1'36.606	286,5	14:27'41.789
18	31.720	14.361	28.085	22.288	1'36.454	284,2	14:29'18.243
19	31.678	14.420	28.177	22.414	1'36.689	285,7	14:30'54.932
20	31.858	14.369	28.156	22.433	1'36.816	288,0	14:32'31.748
21	32.008	14.376	28.404	22.630	1'37.418	285,7	14:34'09.166

Race Time 33'48.765

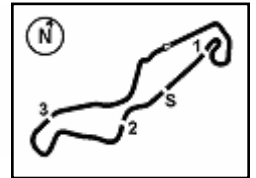
16° 20 J. O'HALLORAN [1'36.767]							
Lap	Seg.1	Seg.2	Seg.3	Seg.4	Lap Time	km/h	Local Time
1		14.791	28.131	22.918	1'44.449	281,3	14:02'03.245
2	31.752	14.618	27.991	22.497	1'36.858	282,0	14:03'40.103
3	31.710	14.854	27.869	22.561	1'36.994	275,5	14:05'17.097
4	31.654	14.646	27.940	22.563	1'36.803	282,0	14:06'53.900
5	31.580	14.575	27.991	22.667	1'36.813	282,0	14:08'30.713
6	31.752	14.660	27.841	22.687	1'36.940	279,8	14:10'07.653
7	31.666	14.625	27.976	22.665	1'36.932	279,1	14:11'44.585
8	31.729	14.626	27.854	22.558	1'36.767	281,3	14:13'21.352
9	31.728	14.569	27.899	22.635	1'36.831	280,5	14:14'58.183
10	31.617	14.687	27.946	22.552	1'36.802	279,1	14:16'34.985
11	31.762	14.640	28.083	22.710	1'37.195	279,8	14:18'12.180
12	31.784	14.677	27.888	22.650	1'36.999	279,8	14:19'49.179
13	31.843	14.611	27.955	22.695	1'37.104	279,1	14:21'26.283
14	31.643	14.573	28.119	22.568	1'36.903	281,3	14:23'03.186
15	31.799	14.640	27.961	22.616	1'37.016	280,5	14:24'40.202
16	31.767	14.608	28.140	22.809	1'37.324	280,5	14:26'17.526
17	32.016	14.654	28.195	22.822	1'37.687	280,5	14:27'55.213
18	32.165	14.668	28.365	22.779	1'37.977	280,5	14:29'33.190
19	32.154	14.736	28.579	23.124	1'38.593	280,5	14:31'11.783

Race Time 33'50.370

12/04/2025 P = Pits In/Out - C = Lap Time Cancelled

These data/results cannot be reproduced, stored and/or transmitted in whole or in part by any manner of electronic, mechanical, photocopying, recording, broadcasting or otherwise now known or herein after developed without the previous express consent by the copyright owner, except for reproduction in daily press and regular printed publications on sale to the public within 60 days of the event related to those data/results and always provided that copyright symbol appears together as follows below.

© DORNA WSBK ORGANIZATION Srl 2025



TT Circuit Assen 4.542 m

Pirelli Dutch Round, 11-13 April 2025

Chronological Analysis Race 1

Start at 14:00'18.796

4 / 4

20	32.252	14.803	28.579	22.964	1'38.598	281,3	14:32'50.381	3	31.042	14.124	27.486	21.828	1'34.480	296,7	14:05'08.018
21	32.451	14.895	28.810	23.375	1'39.531	279,1	14:34'29.912	4	30.902	13.924	27.291	21.687	1'33.804	298,3	14:06'41.822
Race Time 34'11.116								5	30.898	13.824	27.409	21.794	1'33.925	300,8	14:08'15.747
Race Time 3'31.494								6	31.088	13.977	27.369	22.109	1'34.543	300,0	14:09'50.290

17° 21 Z. ZAIDI (1'37.824)							
Lap	Seg1	Seg2	Seg3	Seg4	Lap Time	km/h	Local Time
1		14.917	28.275	23.021	1'45.078	281,3	14:02'03.874
2	31.986	14.999	28.064	22.775	1'37.824	283,5	14:03'41.698
3	31.988	14.932	27.959	23.022	1'37.901	281,3	14:05'19.599
4	32.036	14.712	28.060	23.161	1'37.969	282,0	14:06'57.568
5	32.085	14.839	28.141	23.025	1'38.090	281,3	14:08'35.658
6	32.110	14.879	28.014	23.369	1'38.372	278,4	14:10'14.030
7	32.056	14.861	28.302	23.207	1'38.426	281,3	14:11'52.456
8	32.272	14.925	28.310	23.320	1'38.827	281,3	14:13'31.283
9	32.074	14.892	28.310	23.135	1'38.411	280,5	14:15'09.694
10	32.176	14.881	28.251	23.022	1'38.330	280,5	14:16'48.024
11	32.100	14.885	28.153	23.166	1'38.304	279,8	14:18'26.328
12	32.292	14.903	28.239	23.255	1'38.689	279,8	14:20'05.017
13	32.672	14.919	28.403	23.286	1'39.280	279,8	14:21'44.297
14	32.349	14.827	28.321	23.542	1'39.039	280,5	14:23'23.336
15	32.426	14.951	28.340	23.075	1'38.792	279,1	14:25'02.128
16	32.350	14.915	28.370	23.678	1'39.313	279,8	14:26'41.441
17	32.517	14.879	28.458	23.297	1'39.151	279,1	14:28'20.592
18	32.470	14.871	28.460	23.271	1'39.072	279,8	14:29'59.664
19	32.205	14.838	28.524	23.454	1'39.021	283,5	14:31'38.685
20	32.293	14.823	28.658	23.594	1'39.368	282,0	14:33'18.053
21	32.691	14.997	28.985	23.701	1'40.374	281,3	14:34'58.427
Race Time 34'39.631							

RET 29 A. IANNONE (1'34.374)							
Lap	Seg1	Seg2	Seg3	Seg4	Lap Time	km/h	Local Time
1		14.401	27.526	21.868	1'40.441	288,0	14:01'59.237
2	31.532	14.147	27.522	21.962	1'35.163	296,7	14:03'34.400
3	31.255	14.158	27.502	21.846	1'34.761	294,3	14:05'09.161
4	31.165	14.077	27.423	21.709	1'34.374	290,3	14:06'43.535
5	31.510	14.117	27.511	21.727	1'34.865	291,9	14:08'18.400
6	31.143	14.068	27.388	22.160	1'34.759	289,5	14:09'53.159
Race Time 9'34.363							

RET 99 B. SOFUOGLU (1'34.986)							
Lap	Seg1	Seg2	Seg3	Seg4	Lap Time	km/h	Local Time
1		14.418	27.718	22.147	1'42.444	286,5	14:02'01.240
2	31.384	14.338	27.532	21.995	1'35.249	285,0	14:03'36.489
3	31.405	14.419	27.585	22.131	1'35.540	282,7	14:05'12.029
4	31.252	14.451	27.730	21.776	1'35.209	283,5	14:06'47.238
5	31.187	14.297	27.603	21.899	1'34.986	283,5	14:08'22.224
Race Time 8'03.428							

RET 5 Y. MONTELLA							
Lap	Seg1	Seg2	Seg3	Seg4	Lap Time	km/h	Local Time
1		14.489	28.195	22.054	1'41.758	289,5	14:02'00.554
Race Time 1'41.758							

RET 47 A. BASSANI (1'34.948)							
Lap	Seg1	Seg2	Seg3	Seg4	Lap Time	km/h	Local Time
1		14.252	27.620	22.039	1'40.294	288,8	14:01'59.090
2	31.399	14.050	27.684	21.840	1'34.973	294,3	14:03'34.063
3	31.421	14.140	27.620	21.869	1'35.050	288,0	14:05'09.113
4	31.487	14.152	27.892	21.852	1'35.383	288,8	14:06'44.496
5	31.609	14.133	27.513	21.975	1'35.230	288,8	14:08'19.726
6	31.558	14.257	27.628	22.152	1'35.595	288,8	14:09'55.321
7	31.500	14.230	27.839	21.940	1'35.509	282,7	14:11'30.830
8	31.241	14.236	27.622	21.996	1'35.095	281,3	14:13'05.925
9	31.690	14.181	27.599	21.885	1'35.355	285,7	14:14'41.280
10	31.355	14.198	27.650	22.053	1'35.256	286,5	14:16'16.536
11	31.575	14.154	27.748	22.140	1'35.617	286,5	14:17'52.153
12	31.314	14.291	27.639	22.006	1'35.250	282,0	14:19'27.403
13	31.343	14.238	27.591	21.859	1'35.031	282,7	14:21'02.434
14	31.272	14.164	27.609	21.903	1'34.948	284,2	14:22'37.382
15	31.423	14.789	27.649	22.057	1'35.918	276,2	14:24'13.300
16	31.378	14.204	27.677	22.012	1'35.271	284,2	14:25'48.571
17	31.575	14.145	27.981	22.141	1'35.842	288,0	14:27'24.413
18	31.890	14.198	27.989	21.919	1'35.996	289,5	14:29'00.409
19	31.813	14.165	27.925	22.195	1'36.098	290,3	14:30'36.507
20	31.691	14.152	27.934	22.651	1'36.428	290,3	14:32'12.935
Race Time 31'54.139							

RET 14 S. LOWES (1'34.245)							
Lap	Seg1	Seg2	Seg3	Seg4	Lap Time	km/h	Local Time
1		14.343	27.439	21.866	1'39.363	288,0	14:01'58.159
2	31.046	14.110	27.273	21.898	1'34.327	288,0	14:03'32.486
3	31.067	14.176	27.314	21.851	1'34.408	288,0	14:05'06.894
4	31.132	14.058	27.313	21.842	1'34.345	290,3	14:06'41.239
5	31.017	14.040	27.336	21.852	1'34.245	290,3	14:08'15.484
6	31.165	14.074	27.301	22.200	1'34.740	289,5	14:09'50.224
Race Time 9'31.428							

RET 19 A. BAUTISTA (1'33.804)							
Lap	Seg1	Seg2	Seg3	Seg4	Lap Time	km/h	Local Time
1		14.209	27.571	21.810	1'39.539	295,1	14:01'58.335
2	31.412	14.539	27.355	21.897	1'35.203	295,9	14:03'33.538

12/04/2025 P = Pits In/Out - C = Lap Time Cancelled

These data/results cannot be reproduced, stored and/or transmitted in whole or in part by any manner of electronic, mechanical, photocopying, recording, broadcasting or otherwise now known or herein after developed without the previous express consent by the copyright owner, except for reproduction in daily press and regular printed publications on sale to the public within 60 days of the event related to those data/results and always provided that copyright symbol appears together as follows below.

© DORNA WSBK ORGANIZATION Srl 2025