

TT Circuit Assen 4.542 m

**Pirelli Dutch Round, 11-13 April 2025**  
**Chronological Analysis Race 2**

Start at 14:00'10.576

1 / 5

1° 55 A. LOCATELLI [1'34.364]							
Lap	Seg1	Seg2	Seg3	Seg4	Lap Time	km/h	Local Time
1		14.318	27.805	22.051	1'40.426	279,1	14:01'51.002
2	31.436	14.298	27.640	21.800	1'35.174	278,4	14:03'26.176
3	31.202	14.196	27.506	21.831	1'34.735	280,5	14:05'00.911
4	31.254	14.226	27.653	21.773	1'34.906	282,0	14:06'35.817
5	31.177	14.096	27.503	21.852	1'34.628	282,7	14:08'10.445
6	31.206	14.164	27.953	21.774	1'35.097	<b>285,0</b>	14:09'45.542
7	<b>30.996</b>	14.138	<b>27.473</b>	21.757	<b>1'34.364</b>	281,3	14:11'19.906
8	31.265	14.224	27.521	21.981	1'34.991	281,3	14:12'54.897
9	31.104	14.199	27.666	21.724	1'34.693	277,6	14:14'29.590
10	31.111	14.129	27.551	21.833	1'34.624	276,2	14:16'04.214
11	31.221	14.393	27.562	<b>21.663</b>	1'34.839	277,6	14:17'39.053
12	31.145	<b>14.079</b>	27.566	21.747	1'34.537	279,8	14:19'13.590
13	31.029	14.092	27.478	21.870	1'34.469	281,3	14:20'48.059
14	31.178	14.178	27.606	21.887	1'34.849	280,5	14:22'22.908
15	31.191	14.096	27.709	21.793	1'34.789	282,0	14:23'57.697
16	31.120	14.146	27.658	21.851	1'34.775	279,8	14:25'32.472
17	31.213	14.117	27.733	21.759	1'34.822	279,8	14:27'07.294
18	31.195	14.149	27.680	21.831	1'34.855	279,8	14:28'42.149
19	31.325	14.149	27.832	21.778	1'35.084	280,5	14:30'17.233
20	31.302	14.124	27.771	21.880	1'35.077	279,8	14:31'52.310
21	31.496	14.349	27.917	22.197	1'35.959	278,4	14:33'28.269
Race Time 33'17.693							

15	31.265	14.098	27.640	21.842	1'34.845	283,5	14:23'59.149
16	31.155	14.257	27.607	21.946	1'34.965	282,0	14:25'34.114
17	31.384	14.165	27.830	21.834	1'35.213	281,3	14:27'09.327
18	31.388	14.221	27.852	22.077	1'35.538	280,5	14:28'44.865
19	31.444	14.228	27.982	21.960	1'35.614	280,5	14:30'20.479
20	31.503	14.179	28.069	22.020	1'35.771	281,3	14:31'56.250
21	31.625	14.249	28.252	22.289	1'36.415	279,1	14:33'32.665
Race Time 33'22.089							

2° 19 A. BAUTISTA [1'34.570]							
Lap	Seg1	Seg2	Seg3	Seg4	Lap Time	km/h	Local Time
1		14.423	27.561	21.885	1'39.625	283,5	14:01'50.201
2	31.277	14.221	27.506	21.948	1'34.952	284,2	14:03'25.153
3	31.303	14.264	27.534	21.967	1'35.068	284,2	14:05'00.221
4	31.335	14.336	27.532	22.041	1'35.244	285,0	14:06'35.465
5	31.046	14.209	27.564	21.933	1'34.752	285,0	14:08'10.217
6	<b>31.039</b>	14.247	27.600	21.945	1'34.831	284,2	14:09'45.048
7	31.166	14.188	27.474	21.863	1'34.691	285,0	14:11'19.739
8	31.122	14.230	27.645	22.246	1'35.243	285,0	14:12'54.982
9	31.498	14.056	27.564	21.948	1'35.066	<b>292,7</b>	14:14'30.048
10	31.169	<b>14.022</b>	<b>27.447</b>	21.932	<b>1'34.570</b>	291,1	14:16'04.618
11	31.172	14.156	27.577	<b>21.808</b>	1'34.713	<b>292,7</b>	14:17'39.331
12	31.680	14.241	27.505	21.811	1'35.237	289,5	14:19'14.568
13	31.187	14.194	27.491	21.831	1'34.703	288,0	14:20'49.271
14	31.173	14.042	27.556	21.982	1'34.753	288,8	14:22'24.024
15	31.255	14.042	27.624	21.906	1'34.827	288,8	14:23'58.851
16	31.177	14.062	27.537	21.835	1'34.611	288,0	14:25'33.462
17	31.271	14.026	27.642	21.990	1'34.929	289,5	14:27'08.391
18	31.345	14.088	27.684	22.058	1'35.175	289,5	14:28'43.566
19	31.365	14.119	27.837	22.114	1'35.435	289,5	14:30'19.001
20	31.676	14.162	27.939	22.209	1'35.986	288,8	14:31'54.987
21	31.718	14.338	28.087	22.107	1'36.250	288,0	14:33'31.237
Race Time 33'20.661							

4° 14 S. LOWES [1'34.573]							
Lap	Seg1	Seg2	Seg3	Seg4	Lap Time	km/h	Local Time
1		14.598	27.725	22.222	1'41.336	288,0	14:01'51.912
2	31.335	14.202	27.337	21.816	1'34.690	285,7	14:03'26.602
3	31.344	14.223	27.463	<b>21.774</b>	1'34.804	288,0	14:05'01.406
4	31.361	14.160	27.505	21.843	1'34.869	285,7	14:06'36.275
5	<b>31.227</b>	14.133	27.499	21.862	1'34.721	287,2	14:08'10.996
6	31.357	14.296	27.538	22.012	1'35.203	285,7	14:09'46.199
7	31.393	14.118	27.489	22.022	1'35.022	286,5	14:11'21.221
8	31.237	14.097	<b>27.334</b>	21.905	<b>1'34.573</b>	285,7	14:12'55.794
9	31.322	14.102	27.437	21.829	1'34.690	285,7	14:14'30.484
10	31.350	14.111	27.521	21.843	1'34.825	287,2	14:16'05.309
11	31.255	14.099	27.490	21.896	1'34.740	286,5	14:17'40.049
12	31.298	14.200	27.526	21.812	1'34.836	<b>289,5</b>	14:19'14.885
13	31.351	14.211	27.526	21.883	1'34.971	288,8	14:20'49.856
14	31.372	14.088	27.558	21.841	1'34.859	286,5	14:22'24.715
15	31.570	14.062	27.601	22.215	1'35.448	288,0	14:24'00.163
16	31.592	14.215	27.684	21.875	1'35.366	284,2	14:25'35.529
17	31.431	14.064	27.651	21.877	1'35.023	284,2	14:27'10.552
18	31.503	14.121	27.623	22.090	1'35.337	285,0	14:28'45.889
19	31.562	<b>14.048</b>	27.813	22.052	1'35.475	287,2	14:30'21.364
20	31.674	14.111	27.850	22.061	1'35.696	285,7	14:31'57.060
21	31.744	14.220	27.914	22.134	1'36.012	285,0	14:33'33.072
Race Time 33'22.496							

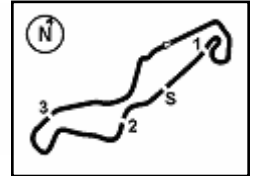
3° 87 R. GARDNER [1'34.579]							
Lap	Seg1	Seg2	Seg3	Seg4	Lap Time	km/h	Local Time
1		14.372	27.488	22.162	1'40.326	280,5	14:01'50.902
2	31.119	14.316	<b>27.467</b>	21.898	1'34.800	279,1	14:03'25.702
3	<b>31.097</b>	14.269	27.513	21.908	1'34.787	279,8	14:05'00.489
4	31.316	14.233	27.610	21.941	1'35.100	279,1	14:06'35.589
5	31.110	14.191	27.518	21.928	1'34.747	281,3	14:08'10.336
6	31.116	14.342	27.872	21.772	1'35.102	280,5	14:09'45.438
7	31.251	14.179	27.509	21.765	1'34.704	283,5	14:11'20.142
8	31.207	14.365	27.573	21.853	1'34.998	282,7	14:12'55.140
9	31.540	<b>14.069</b>	27.597	21.816	1'35.022	282,7	14:14'30.162
10	31.221	14.072	27.597	21.832	1'34.722	<b>285,0</b>	14:16'04.884
11	31.132	14.105	27.636	<b>21.706</b>	<b>1'34.579</b>	283,5	14:17'39.463
12	31.371	14.278	27.528	21.792	1'34.969	279,1	14:19'14.432
13	31.185	14.452	27.492	21.912	1'35.041	279,8	14:20'49.473
14	31.211	14.094	27.603	21.923	1'34.831	282,0	14:22'24.304

5° 47 A. BASSANI [1'34.633]							
Lap	Seg1	Seg2	Seg3	Seg4	Lap Time	km/h	Local Time
1		14.571	27.748	22.323	1'41.544	282,7	14:01'52.120
2	31.505	14.291	27.426	22.032	1'35.254	<b>288,0</b>	14:03'27.374
3	31.273	14.270	<b>27.396</b>	21.785	1'34.724	282,0	14:05'02.098
4	31.077	14.175	27.564	21.831	1'34.647	282,0	14:06'36.745
5	<b>31.039</b>	14.155	27.718	21.875	1'34.787	284,2	14:08'11.532
6	31.170	14.202	27.477	21.962	1'34.811	286,5	14:09'46.343
7	31.438	14.181	27.565	21.944	1'35.128	286,5	14:11'21.471
8	31.456	14.089	27.538	21.931	1'35.014	286,5	14:12'56.485
9	31.141	14.144	27.639	<b>21.709</b>	<b>1'34.633</b>	285,0	14:14'31.118
10	31.310	14.071	27.534	21.819	1'34.734	282,0	14:16'05.852
11	31.204	14.070	27.593	21.885	1'34.752	287,2	14:17'40.604
12	31.632	<b>14.066</b>	27.567	21.904	1'35.169	283,5	14:19'15.773
13	31.256	14.127	27.512	22.324	1'35.219	283,5	14:20'50.992
14	31.159	14.200	27.671	21.928	1'34.958	279,8	14:22'25.950
15	31.226	14.169	27.668	21.944	1'35.007	283,5	14:24'00.957
16	31.702	14.281	27.607	21.924	1'35.514	280,5	14:25'36.471
17	31.489	14.238	27.713	21.999	1'35.439	280,5	14:27'11.910
18	31.469	14.254	27.622	22.014	1'35.359	281,3	14:28'47.269
19	31.526	14.273	27.856	21.884	1'35.539	284,2	14:30'22.808
20	31.701	14.351	27.881	22.169	1'36.102	279,1	14:31'58.910
21	31.824	14.478	28.124	22.313	1'36.739	277,6	14:33'35.649
Race Time 33'25.073							

6° 22 A. LOWES [1'34.950]							
Lap	Seg1	Seg2	Seg3	Seg4	Lap Time	km/h	Local Time
1		14.414	28.057	22.235	1'42.351	282,0	14:01'52.927
2	31.607	14.252	27.737	22.013	1'35.609	<b>287,2</b>	14:03'28.536
3	31.546	14.355	27.663	21.791	1'35.355	285,7	14:05'03.891
4	31.449	14.272	27.676	21.969	1'35.366	285,0	14:06'39.257
5	<b>31.339</b>	14.145	27.653	22.032	1'35.169	285,0	14:08'14.426

13/04/2025 P = Pits In/Out - C = Lap Time Cancelled

These data/results cannot be reproduced, stored and/or transmitted in whole or in part by any manner of electronic, mechanical, photocopying, recording, broadcasting or otherwise now known or herein after developed without the previous express consent by the copyright owner, except for reproduction in daily press and regular printed publications on sale to the public within 60 days of the event related to those data/results and always provided that copyright symbol appears together as follows below.



TT Circuit Assen 4.542 m

**Pirelli Dutch Round, 11-13 April 2025**  
**Chronological Analysis Race 2**

Start at 14:00'10.576

2 / 5

6	31.579	14.291	27.755	22.023	1'35.648	285,7	14:09'50.074
7	31.365	14.268	27.677	22.408	1'35.718	282,7	14:11'25.792
8	31.538	14.212	27.636	21.879	1'35.265	281,3	14:13'01.057
9	31.354	14.281	27.601	21.865	1'35.101	280,5	14:14'36.158
10	31.499	14.224	27.558	21.854	1'35.135	280,5	14:16'11.293
11	31.353	14.192	27.634	<b>21.771</b>	<b>1'34.950</b>	279,8	14:17'46.243
12	31.395	14.222	27.739	21.940	1'35.296	282,7	14:19'21.539
13	31.638	14.286	27.649	21.890	1'35.463	278,4	14:20'57.002
14	31.409	14.211	<b>27.555</b>	21.892	1'35.067	281,3	14:22'32.069
15	31.424	14.207	27.625	22.095	1'35.351	284,2	14:24'07.420
16	31.359	14.249	27.599	21.858	1'35.065	<b>287,2</b>	14:25'42.485
17	31.568	<b>14.127</b>	27.781	22.028	1'35.504	285,0	14:27'17.989
18	31.615	14.298	27.789	21.973	1'35.675	283,5	14:28'53.664
19	31.574	14.243	27.690	22.142	1'35.649	282,0	14:30'29.313
20	31.460	14.314	27.747	21.901	1'35.422	280,5	14:32'04.735
21	31.395	14.304	27.915	22.029	1'35.643	277,6	14:33'40.378

Race Time 33'29.802

Race Time 33'30.803

7° 7 I. LECUONA [1'34.863]							
Lap	Seg1	Seg2	Seg3	Seg4	Lap Time	km/h	Local Time
1		14.475	27.996	22.249	1'42.474	<b>291,1</b>	14:01'53.050
2	31.569	14.277	27.772	22.050	1'35.668	289,5	14:03'28.718
3	31.568	14.364	27.645	21.928	1'35.505	288,8	14:05'04.223
4	31.262	14.278	27.696	21.955	1'35.191	290,3	14:06'39.414
5	31.476	14.183	27.551	21.928	1'35.138	286,5	14:08'14.552
6	31.693	14.281	27.693	22.080	1'35.747	288,0	14:09'50.299
7	31.335	14.297	27.609	22.362	1'35.603	286,5	14:11'25.902
8	31.775	14.208	27.737	21.980	1'35.700	287,2	14:13'01.602
9	31.234	14.182	27.684	22.053	1'35.153	288,0	14:14'36.755
10	31.295	14.234	27.722	22.007	1'35.258	290,3	14:16'12.013
11	31.307	14.165	<b>27.539</b>	21.927	1'34.938	284,2	14:17'46.951
12	31.213	<b>14.161</b>	27.592	<b>21.897</b>	<b>1'34.863</b>	283,5	14:19'21.814
13	31.242	14.195	27.571	21.993	1'35.001	284,2	14:20'56.815
14	<b>31.126</b>	14.239	27.642	21.946	1'34.953	282,7	14:22'31.768
15	31.423	14.230	27.689	21.996	1'35.338	285,7	14:24'07.106
16	31.334	14.192	27.621	21.996	1'35.143	285,7	14:25'42.249
17	31.417	14.307	27.700	22.375	1'35.799	280,5	14:27'18.048
18	31.428	14.293	27.670	22.128	1'35.519	282,0	14:28'53.567
19	31.439	14.301	27.659	22.376	1'35.775	282,7	14:30'29.342
20	31.658	14.249	27.779	22.169	1'35.855	285,7	14:32'05.197
21	31.417	14.225	28.142	22.216	1'36.000	287,2	14:33'41.197

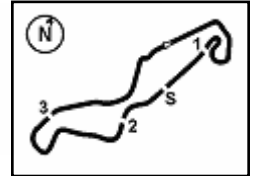
Race Time 33'30.621

8° 1 T. RAZGATLIOGLU [1'34.620]							
Lap	Seg1	Seg2	Seg3	Seg4	Lap Time	km/h	Local Time
1		14.270	27.655	22.364	1'40.301	283,5	14:01'50.877
2	31.541	14.137	27.618	22.188	1'35.484	285,0	14:03'26.361
3	31.311	14.165	27.620	<b>21.665</b>	1'34.761	286,5	14:05'01.122
4	31.318	14.089	27.725	21.838	1'34.970	286,5	14:06'36.092
5	31.247	14.087	27.605	21.728	1'34.667	286,5	14:08'10.759
6	31.150	14.154	27.810	22.213	1'35.327	287,2	14:09'46.086
7	31.337	14.062	<b>27.584</b>	22.281	1'35.264	287,2	14:11'21.350
8	31.393	<b>14.043</b>	27.654	21.809	1'34.899	288,8	14:12'56.249
9	31.150	14.078	27.646	21.746	<b>1'34.620</b>	<b>289,5</b>	14:14'30.869
10	31.253	14.086	27.668	21.840	1'34.847	288,8	14:16'05.716
11	<b>31.118</b>	14.055	28.259	21.843	1'35.275	<b>289,5</b>	14:17'40.991
12	31.551	14.145	27.707	21.951	1'35.354	288,8	14:19'16.345
13	31.229	14.076	27.752	22.031	1'35.088	<b>289,5</b>	14:20'51.433
14	31.498	14.197	27.846	22.040	1'35.581	286,5	14:22'27.014
15	31.390	14.191	28.064	22.080	1'35.725	285,7	14:24'02.739
16	31.719	14.265	27.948	22.089	1'36.021	285,0	14:25'38.760
17	31.560	14.300	28.078	22.018	1'35.956	283,5	14:27'14.716
18	31.786	14.294	28.233	22.229	1'36.542	283,5	14:28'51.258
19	31.739	14.297	28.289	22.087	1'36.412	282,7	14:30'27.670
20	31.852	14.266	28.392	22.185	1'36.695	285,0	14:32'04.365
21	32.001	14.220	28.553	22.240	1'37.014	288,8	14:33'41.379

13/04/2025 P = Pits In/Out - C = Lap Time Cancelled

These data/results cannot be reproduced, stored and/or transmitted in whole or in part by any manner of electronic, mechanical, photocopying, recording, broadcasting or otherwise now known or herein after developed without the previous express consent by the copyright owner, except for reproduction in daily press and regular printed publications on sale to the public within 60 days of the event related to those data/results and always provided that copyright symbol appears together as follows below.

© DORNA WSBK ORGANIZATION Srl 2025



TT Circuit Assen 4.542 m

**Pirelli Dutch Round, 11-13 April 2025**  
**Chronological Analysis Race 2**

Start at 14:00'10.576

3 / 5

13	31.324	14.190	27.724	21.939	1'35.177	287,2	14:20'56.306	4	31.503	14.334	27.636	22.113	1'35.586	282,7	14:06'41.406
14	31.281	14.210	27.689	21.958	1'35.138	287,2	14:22'31.444	5	31.474	14.326	27.697	21.966	1'35.463	280,5	14:08'16.869
15	31.508	14.214	27.796	<b>21.846</b>	1'35.364	287,2	14:24'06.808	6	31.642	14.352	27.655	21.978	1'35.627	282,7	14:09'52.496
16	31.392	14.131	27.717	22.072	1'35.312	287,2	14:25'42.120	7	31.321	14.279	<b>27.593</b>	21.876	<b>1'35.069</b>	282,0	14:11'27.565
17	31.761	14.297	28.097	21.965	1'36.120	288,0	14:27'18.240	8	31.460	14.294	27.714	21.936	1'35.404	284,2	14:13'02.969
18	31.680	14.242	27.823	22.030	1'35.775	291,9	14:28'54.015	9	31.464	14.288	27.605	<b>21.807</b>	1'35.164	282,7	14:14'38.133
19	31.540	<b>14.061</b>	27.877	22.636	1'36.114	291,1	14:30'30.129	10	31.291	14.212	27.713	21.872	1'35.088	283,5	14:16'13.221
20	31.753	14.137	27.943	22.113	1'35.946	<b>294,3</b>	14:32'06.075	11	31.810	<b>14.178</b>	27.848	22.040	1'35.876	283,5	14:17'49.097
21	31.768	14.305	28.155	22.524	1'36.752	291,9	14:33'42.827	12	<b>31.245</b>	14.270	27.714	22.013	1'35.242	282,0	14:19'24.339

Race Time 33'32.251

12° 97 X. VIERGE [1'34.900]							
Lap	Seg.1	Seg.2	Seg.3	Seg.4	Lap Time	km/h	Local Time
1		14.567	27.922	22.367	1'42.687	290,3	14:01'53.263
2	33.688	14.484	27.676	22.198	1'38.046	289,5	14:03'31.309
3	31.320	14.417	27.792	22.083	1'35.612	288,8	14:05'06.921
4	31.539	14.259	27.595	22.085	1'35.478	285,7	14:06'42.399
5	31.429	14.225	27.630	21.950	1'35.234	284,2	14:08'17.633
6	31.289	14.223	27.665	21.972	1'35.149	288,8	14:09'52.782
7	31.321	14.249	27.641	21.924	1'35.135	288,0	14:11'27.917
8	31.340	14.170	27.715	21.933	1'35.158	289,5	14:13'03.075
9	31.639	14.225	<b>27.588</b>	21.894	1'35.346	289,5	14:14'38.421
10	31.235	14.149	27.686	<b>21.830</b>	<b>1'34.900</b>	291,1	14:16'13.321
11	31.416	14.114	27.617	22.045	1'35.192	288,8	14:17'48.513
12	<b>31.234</b>	14.163	27.782	21.995	1'35.174	291,9	14:19'23.687
13	31.630	<b>14.094</b>	27.850	22.175	1'35.749	<b>292,7</b>	14:20'59.436
14	31.402	14.278	27.699	22.006	1'35.385	286,5	14:22'34.821
15	31.411	14.253	27.733	22.039	1'35.436	287,2	14:24'10.257
16	31.474	14.213	27.749	22.033	1'35.469	286,5	14:25'45.726
17	31.454	14.200	27.631	22.077	1'35.362	285,7	14:27'21.088
18	31.334	14.212	27.694	22.093	1'35.333	288,0	14:28'56.421
19	31.408	14.261	27.831	22.042	1'35.542	285,7	14:30'31.963
20	31.456	14.344	27.898	22.103	1'35.801	287,2	14:32'07.764
21	31.487	14.265	27.879	22.132	1'35.763	285,0	14:33'43.527

Race Time 33'32.951

13° 5 Y. MONTELLA [1'35.061]							
Lap	Seg.1	Seg.2	Seg.3	Seg.4	Lap Time	km/h	Local Time
1		14.591	27.969	22.514	1'43.867	289,5	14:01'54.443
2	31.812	14.347	27.713	22.384	1'36.256	<b>291,1</b>	14:03'30.699
3	31.628	14.310	27.740	22.422	1'36.100	287,2	14:05'06.799
4	31.717	14.457	27.671	22.364	1'36.209	277,6	14:06'43.008
5	31.490	14.256	27.799	22.099	1'35.644	286,5	14:08'18.652
6	32.246	14.246	27.765	21.980	1'36.237	286,5	14:09'54.889
7	31.278	14.159	27.666	21.970	1'35.073	285,0	14:11'29.962
8	31.305	14.167	27.682	22.073	1'35.227	285,7	14:13'05.189
9	<b>31.268</b>	14.163	27.699	21.973	1'35.103	287,2	14:14'40.292
10	31.286	14.188	27.668	21.919	<b>1'35.061</b>	288,0	14:16'15.353
11	31.304	14.167	27.638	21.986	1'35.095	287,2	14:17'50.448
12	31.496	14.197	27.643	<b>21.817</b>	1'35.153	286,5	14:19'25.601
13	31.407	<b>14.122</b>	<b>27.597</b>	22.109	1'35.235	288,8	14:21'00.836
14	31.465	14.162	27.643	21.970	1'35.240	290,3	14:22'36.076
15	31.367	14.172	27.826	22.222	1'35.587	<b>291,1</b>	14:24'11.663
16	31.300	14.190	27.779	22.101	1'35.370	288,8	14:25'47.033
17	31.407	14.272	27.812	22.148	1'35.639	<b>291,1</b>	14:27'22.672
18	31.287	14.222	27.664	22.155	1'35.328	288,0	14:28'58.000
19	31.485	14.191	27.693	22.032	1'35.401	286,5	14:30'33.401
20	31.613	14.224	27.854	22.159	1'35.850	290,3	14:32'09.251
21	31.405	14.288	27.815	22.668	1'36.176	286,5	14:33'45.427

Race Time 33'34.851

14° 95 T. MACKENZIE [1'35.069]							
Lap	Seg.1	Seg.2	Seg.3	Seg.4	Lap Time	km/h	Local Time
1		14.610	27.967	22.488	1'42.311	283,5	14:01'52.887
2	32.116	14.450	27.749	22.566	1'36.881	<b>285,0</b>	14:03'29.768
3	31.612	14.615	27.808	22.017	1'36.052	279,8	14:05'05.820

15° 99 B. SOFUOGLU [1'34.976]								
Lap	Seg.1	Seg.2	Seg.3	Seg.4	Lap Time	km/h	Local Time	
1			14.638	28.072	22.394	1'43.383	<b>287,2</b>	14:01'53.959
2	32.021	14.434	27.753	22.381	1'36.589	284,2	14:03'30.548	
3	31.896	14.519	27.735	22.195	1'36.345	281,3	14:05'06.893	
4	31.897	14.383	27.683	22.277	1'36.240	281,3	14:06'43.133	
5	31.594	14.289	27.706	22.075	1'35.664	279,8	14:08'18.797	
6	31.898	14.647	27.771	22.024	1'36.340	274,1	14:09'55.137	
7	31.360	14.378	27.615	<b>21.834</b>	1'35.187	278,4	14:11'30.324	
8	31.303	14.261	<b>27.503</b>	21.909	<b>1'34.976</b>	277,6	14:13'05.300	
9	31.398	14.265	27.549	21.974	1'35.186	280,5	14:14'40.486	
10	<b>31.294</b>	<b>14.219</b>	27.611	21.900	1'35.024	282,0	14:16'15.510	
11	31.368	14.306	27.604	22.026	1'35.304	279,8	14:17'50.814	
12	31.422	14.300	27.652	22.337	1'35.711	282,7	14:19'26.525	
13	31.613	14.247	27.817	22.612	1'36.289	279,8	14:21'02.814	
14	31.671	14.488	27.849	22.204	1'36.212	278,4	14:22'39.026	
15	31.572	14.459	27.768	22.108	1'35.907	278,4	14:24'14.933	
16	31.538	14.376	27.879	21.996	1'35.789	277,6	14:25'50.722	
17	31.656	14.351	27.792	23.258	1'37.057	279,8	14:27'27.779	
18	31.836	14.428	28.259	22.210	1'36.733	278,4	14:29'04.512	
19	31.923	14.507	28.098	22.247	1'36.775	277,6	14:30'41.287	
20	31.820	14.314	27.925	22.437	1'36.496	282,0	14:32'17.783	
21	31.898	14.519	28.253	22.186	1'36.856	283,5	14:33'54.639	

Race Time 33'38.729

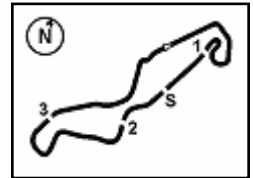
16° 31 G. GERLOFF [1'35.079]								
Lap	Seg.1	Seg.2	Seg.3	Seg.4	Lap Time	km/h	Local Time	
1			14.541	28.086	22.309	1'43.113	289,5	14:01'53.689
2	31.485	14.486	27.865	22.356	1'36.192	287,2	14:03'29.881	
3	31.582	14.386	27.657	22.102	1'35.727	284,2	14:05'05.608	
4	31.442	14.309	<b>27.571</b>	22.088	1'35.410	288,8	14:06'41.018	
5	31.455	14.246	27.648	21.977	1'35.326	284,2	14:08'16.344	
6	31.909	14.266	27.661	21.959	1'35.795	284,2	14:09'52.139	
7	<b>31.307</b>	14.185	27.619	22.062	1'35.173	284,2	14:11'27.312	
8	31.489	14.172	27.637	22.031	1'35.329	288,0	14:13'02.641	
9	31.404	14.124	27.574	21.977	<b>1'35.079</b>	289,5	14:14'37.720	
10	31.425	<b>14.111</b>	27.588	21.978	1'35.102	290,3	14:16'12.822	
11	31.388	14.126	27.656	22.013	1'35.183	290,3	14:17'48.005	
12	31.518	14.147	27.874	<b>21.940</b>	1'35.479	290,3	14:19'23.484	
13	31.607	14.217	27.845	22.126	1'35.795	<b>291,1</b>	14:20'59.279	
14	31.657	14.301	27.845	22.095	1'35.898	287,2	14:22'35.177	
15	31.983	14.229	27.924	22.402	1'36.538	288,0	14:24'11.715	
16	31.939	14.280	27.926	22.789	1'36.934	286,5	14:25'48.649	
17	32.006	14.389	28.241	22.259	1'36.895	285,7	14:27'25.544	
18	31.833	14.347	28.204	22.267	1'36.651	285,0	14:29'02.195	
19	31.977	14.533	28.754	22.600	1'37.864	283,5	14:30'40.059	

Race Time 33'44.063

13/04/2025 P = Pits In/Out - C = Lap Time Cancelled

These data/results cannot be reproduced, stored and/or transmitted in whole or in part by any manner of electronic, mechanical, photocopying, recording, broadcasting or otherwise now known or herein after developed without the previous express consent by the copyright owner, except for reproduction in daily press and regular printed publications on sale to the public within 60 days of the event related to those data/results and always provided that copyright symbol appears together as follows below.

© DORNA WSBK ORGANIZATION Srl 2025



TT Circuit Assen 4.542 m

**Pirelli Dutch Round, 11-13 April 2025**  
**Chronological Analysis Race 2**

Start at 14:00'10.576

4 / 5

20	32.407	14.485	28.334	22.391	1'37.617	288,0	14:32'17.676	11	31.714	14.507	27.993	22.277	1'36.491	279,1	14:17'59.673
21	32.177	14.460	28.351	22.173	1'37.161	285,7	14:33'54.837	12	31.890	14.460	28.108	22.390	1'36.848	279,1	14:19'36.521

Race Time 33'44.261

17° 60 M. VAN DER MARK (1'35.037)							
Lap	Seg1	Seg2	Seg3	Seg4	Lap Time	km/h	Local Time
1		14.837	27.710	22.385	1'41.401	281,3	14:01'51.977
2	31.488	14.334	<b>27.446</b>	21.904	1'35.172	284,2	14:03'27.149
3	31.582	14.394	27.614	22.077	1'35.667	282,0	14:05'02.816
4	31.359	14.258	27.599	21.981	1'35.197	282,7	14:06'38.013
5	31.505	14.397	27.825	22.503	1'36.230	279,1	14:08'14.243
6	32.312	14.313	27.668	21.911	1'36.204	285,0	14:09'50.447
7	31.441	14.317	27.708	22.041	1'35.507	284,2	14:11'25.954
8	31.622	<b>14.221</b>	27.722	<b>21.780</b>	1'35.345	<b>285,7</b>	14:13'01.299
9	<b>31.319</b>	14.246	27.613	21.859	<b>1'35.037</b>	284,2	14:14'36.336
10	31.587	14.254	27.683	21.829	1'35.353	285,0	14:16'11.689
11	31.715	14.282	27.819	21.907	1'35.723	281,3	14:17'47.412
12	31.359	14.291	27.790	21.989	1'35.429	282,7	14:19'22.841
13	31.332	14.309	27.850	24.407	1'37.898	282,0	14:21'00.739
14	31.455	14.515	27.786	21.945	1'35.701	282,7	14:22'36.440
15	31.583	14.282	27.953	22.195	1'36.013	283,5	14:24'12.453
16	31.694	14.294	27.974	22.119	1'36.081	281,3	14:25'48.534
17	31.783	14.436	28.119	22.196	1'36.534	281,3	14:27'25.068
18	31.764	14.526	28.297	22.379	1'36.966	279,1	14:29'02.034
19	31.970	14.578	28.745	22.699	1'37.992	278,4	14:30'40.026
20	32.224	14.582	28.350	22.342	1'37.498	279,1	14:32'17.524
21	31.972	14.881	28.675	22.443	1'37.971	276,9	14:33'55.495

Race Time 33'44.919

18° 17 R. VICKERS (1'35.381)							
Lap	Seg1	Seg2	Seg3	Seg4	Lap Time	km/h	Local Time
1		14.624	28.028	22.485	1'43.702	282,7	14:01'54.278
2	32.126	14.400	27.769	22.969	1'37.264	285,7	14:03'31.542
3	31.635	14.362	27.721	22.186	1'35.904	285,7	14:05'07.446
4	31.714	14.361	27.847	22.430	1'36.352	284,2	14:06'43.798
5	31.562	14.326	27.781	22.325	1'35.994	285,0	14:08'19.792
6	31.473	14.318	27.736	22.234	1'35.761	<b>286,5</b>	14:09'55.553
7	<b>31.453</b>	<b>14.214</b>	27.655	22.059	<b>1'35.381</b>	<b>286,5</b>	14:11'30.934
8	31.640	14.263	27.720	<b>22.038</b>	1'35.661	285,7	14:13'06.595
9	31.522	14.292	<b>27.635</b>	22.092	1'35.541	284,2	14:14'42.136
10	31.570	14.310	27.700	22.063	1'35.643	283,5	14:16'17.779
11	31.483	14.317	27.741	22.274	1'35.815	282,0	14:17'53.594
12	31.626	14.359	27.731	22.343	1'36.059	282,0	14:19'29.653
13	31.666	14.475	27.757	22.150	1'36.048	284,2	14:21'05.701
14	31.493	14.368	27.785	22.225	1'35.871	281,3	14:22'41.572
15	31.686	14.308	27.913	22.209	1'36.116	284,2	14:24'17.688
16	31.712	14.264	27.890	22.509	1'36.375	282,0	14:25'54.063
17	31.726	14.321	27.991	22.242	1'36.280	284,2	14:27'30.343
18	31.712	14.323	28.077	22.416	1'36.528	282,0	14:29'06.871
19	31.920	14.275	28.181	22.377	1'36.753	285,0	14:30'43.624
20	32.176	14.314	28.339	22.496	1'37.325	285,0	14:32'20.949
21	32.089	14.405	28.316	22.386	1'37.196	282,0	14:33'58.145

Race Time 33'47.569

19° 45 S. REDDING (1'35.903)							
Lap	Seg1	Seg2	Seg3	Seg4	Lap Time	km/h	Local Time
1		14.961	28.070	22.790	1'43.483	<b>287,2</b>	14:01'54.059
2	31.731	14.417	27.860	22.293	1'36.301	285,7	14:03'30.360
3	31.502	<b>14.373</b>	27.962	22.618	1'36.455	285,0	14:05'06.815
4	32.145	14.431	27.882	22.759	1'37.217	284,2	14:06'44.032
5	31.641	14.390	27.906	22.301	1'36.238	283,5	14:08'20.270
6	<b>31.401</b>	14.422	27.918	<b>22.162</b>	<b>1'35.903</b>	285,0	14:09'56.173
7	31.532	14.391	<b>27.853</b>	22.412	1'36.188	282,0	14:11'32.361
8	31.920	14.490	27.973	22.301	1'36.684	279,8	14:13'09.045
9	31.736	14.534	28.014	22.470	1'36.754	279,1	14:14'45.799
10	32.503	14.442	28.050	22.388	1'37.383	280,5	14:16'23.182

13	31.635	14.399	27.938	22.206	1'36.178	279,8	14:21'12.699
14	31.777	14.520	27.949	22.357	1'36.603	277,6	14:22'49.302
15	31.564	14.432	28.166	22.528	1'36.690	278,4	14:24'25.992
16	31.713	14.565	28.141	22.395	1'36.814	278,4	14:26'02.806
17	31.575	14.545	28.249	22.450	1'36.819	279,1	14:27'39.625
18	31.793	14.522	28.140	22.490	1'36.945	277,6	14:29'16.570
19	31.705	14.532	28.188	22.394	1'36.819	278,4	14:30'53.389
20	31.714	14.432	28.178	22.430	1'36.754	279,1	14:32'30.143
21	31.699	14.430	28.201	22.335	1'36.665	276,9	14:34'06.808

Race Time 33'56.232

20° 53 T. RABAT (1'36.031)							
Lap	Seg1	Seg2	Seg3	Seg4	Lap Time	km/h	Local Time
1		14.755	27.885	22.728	1'44.411	277,6	14:01'54.987
2	31.813	14.823	27.855	22.437	1'36.928	281,3	14:03'31.915
3	31.741	14.638	27.946	22.304	1'36.629	276,9	14:05'08.544
4	31.713	14.487	<b>27.741</b>	22.402	1'36.343	278,4	14:06'44.887
5	31.801	14.530	27.871	22.314	1'36.516	276,9	14:08'21.403
6	<b>31.523</b>	14.422	27.833	<b>22.253</b>	<b>1'36.031</b>	278,4	14:09'57.434
7	31.532	14.558	27.855	22.339	1'36.284	276,2	14:11'33.718
8	31.781	<b>14.312</b>	27.822	22.368	1'36.283	278,4	14:13'10.001
9	31.538	14.345	27.905	22.292	1'36.080	277,6	14:14'46.081
10	31.821	14.433	27.963	22.469	1'36.686	276,2	14:16'22.767
11	31.829	14.450	27.975	22.419	1'36.673	274,8	14:17'59.440
12	31.667	14.481	28.028	22.300	1'36.476	274,8	14:19'35.916
13	31.908	14.392	27.967	22.383	1'36.650	275,5	14:21'12.566
14	32.357	14.479	28.043	22.343	1'37.222	278,4	14:22'49.788
15	31.703	14.490	28.091	22.342	1'36.626	279,1	14:24'26.414
16	31.910	14.561	28.053	22.462	1'36.986	278,4	14:26'03.400
17	31.760	14.424	28.051	22.319	1'36.554	279,8	14:27'39.954
18	31.850	14.526	28.022	22.386	1'36.784	281,3	14:29'16.738
19	31.883	14.449	28.174	22.332	1'36.838	<b>282,0</b>	14:30'53.576
20	31.944	14.423	28.136	22.384	1'36.887	279,8	14:32'30.463
21	31.884	14.463	28.213	22.616	1'37.176	279,1	14:34'07.639

Race Time 33'57.063

21° 20 J. O'HALLORAN (1'37.180)							
Lap	Seg1	Seg2	Seg3	Seg4	Lap Time	km/h	Local Time
1		14.995	28.201	22.754	1'45.151	270,7	14:01'55.727
2	31.989	<b>14.621</b>	<b>27.980</b>	<b>22.590</b>	<b>1'37.180</b>	<b>279,1</b>	14:03'32.907
3	31.933	14.644	28.054	22.718	1'37.349	276,2	14:05'10.256
4	31.920	14.703	<b>27.980</b>	22.847	1'37.450	276,9	14:06'47.706
5	31.857	14.635	28.074	22.808	1'37.374	274,8	14:08'25.080
6	31.890	14.821	28.111	22.614	1'37.436	274,1	14:10'02.516
7	31.847	14.711	28.003	22.780	1'37.341	274,8	14:11'39.857
8	<b>31.823</b>	14.794	28.116	22.664	1'37.397	276,2	14:13'17.254
9	31.959	14.849	28.119	22.674	1'37.601	274,8	14:14'54.855
10	31.942	14.767	28.255	22.811	1'37.775	274,1	14:16'32.630
11	32.052	14.768	28.196	22.683	1'37.699	274,1	14:18'10.329
12	31.928	14.878	28.273	22.667	1'37.746	272,7	14:19'48.075
13	31.894	14.768	28.394	22.742	1'37.798	274,8	14:21'25.873
14	32.002	14.994	28.249	22.763	1'38.008	274,1	14:23'03.881
15	31.897	14.836	28.228	22.836	1'37.797	274,8	14:24'41.678
16	31.872	14.845	28.249	22.629	1'37.595	274,8	14:26'19.273
17	31.867	14.819	28.316	22.688	1'37.690	272,0	14:27'56.963
18	31.852	14.796	28.291	22.723	1'37.662	275,5	14:29'34.625
19	32.003	14.922	28.351	22.842	1'38.118	276,2	14:31'12.743
20	32.247	14.880	28.358	22.909	1'38.394	276,2	14:32'51.137
21	32.341	14.962	28.555	23.051	1'38.909	274,1	14:34'30.046

Race Time 34'19.470

22° 21 Z. ZAIDI (1'38.523)							
Lap	Seg1	Seg2	Seg3	Seg4	Lap Time	km/h	Local Time
1		15.161	28.288	23.252	1'46.068	<b>275,5</b>	14:01'56.644

13/04/2025 P = Pits In/Out - C = Lap Time Cancelled

These data/results cannot be reproduced, stored and

## Pirelli Dutch Round, 11-13 April 2025

### Chronological Analysis Race 2

Start at 14:00'10.576

5 / 5

2	32.370	15.131	28.308	23.132	1'38.941	<b>275,5</b>	14:03'35.585
3	32.468	15.189	28.203	23.069	1'38.929	270,7	14:05'14.514
4	32.268	15.073	<b>28.197</b>	23.202	1'38.740	272,7	14:06'53.254
5	32.339	15.124	28.367	22.949	1'38.779	272,0	14:08'32.033
6	32.329	15.034	28.287	<b>22.873</b>	<b>1'38.523</b>	273,4	14:10'10.556
7	32.256	15.375	28.384	23.734	1'39.749	273,4	14:11'50.305
8	32.283	15.358	28.359	22.888	1'38.888	272,7	14:13'29.193
9	32.310	15.105	28.286	22.925	1'38.626	272,7	14:15'07.819
10	32.375	15.090	28.276	23.072	1'38.813	272,0	14:16'46.632
11	32.288	15.068	28.317	22.984	1'38.657	272,0	14:18'25.289
12	32.282	15.098	28.326	22.945	1'38.651	271,4	14:20'03.940
13	32.290	15.044	28.409	23.394	1'39.137	272,7	14:21'43.077
14	32.460	15.127	28.386	23.029	1'39.002	272,7	14:23'22.079
15	32.358	15.280	28.462	23.006	1'39.106	270,7	14:25'01.185
16	32.464	15.079	28.389	22.961	1'38.893	274,8	14:26'40.078
17	32.445	15.067	28.445	23.144	1'39.101	274,1	14:28'19.179
18	<b>32.254</b>	<b>15.013</b>	28.493	23.048	1'38.808	274,8	14:29'57.987
19	32.340	15.252	28.463	23.108	1'39.163	<b>275,5</b>	14:31'37.150
20	32.263	15.101	28.548	23.077	1'38.989	274,8	14:33'16.139
21	32.300	15.104	28.495	23.136	1'39.035	274,1	14:34'55.174

Race Time 34'44.598

RET	11 N. BULEGA [1'34.178]				Lap Time	km/h	Local Time
Lap	Seg.1	Seg.2	Seg.3	Seg.4			
1		14.452	28.014	22.080	1'42.021	288,8	14:01'52.597
2	31.739	14.152	27.809	21.940	1'35.640	294,3	14:03'28.237
3	31.284	14.031	27.346	21.737	1'34.398	290,3	14:05'02.635
4	31.062	<b>13.963</b>	27.400	21.874	1'34.299	290,3	14:06'36.934
5	<b>31.034</b>	14.122	27.380	21.665	1'34.201	<b>296,7</b>	14:08'11.135
6	31.342	13.976	27.553	22.008	1'34.879	293,5	14:09'46.014
7	31.139	14.018	27.387	21.827	1'34.371	289,5	14:11'20.385
8	31.126	14.092	27.428	21.996	1'34.642	292,7	14:12'55.027
9	31.205	14.042	27.717	21.853	1'34.817	290,3	14:14'29.844
10	31.116	14.043	27.522	21.870	1'34.551	285,7	14:16'04.395
11	31.201	14.030	27.410	<b>21.622</b>	1'34.263	287,2	14:17'38.658
12	31.130	14.076	27.422	21.730	1'34.358	285,0	14:19'13.016
13	31.160	14.013	27.451	21.685	1'34.309	285,7	14:20'47.325
14	31.192	13.974	<b>27.329</b>	21.683	<b>1'34.178</b>	285,0	14:22'21.503
15	31.605	14.001	27.350	21.712	1'34.668	285,7	14:23'56.171
16	31.201	14.107	27.411	21.778	1'34.497	285,0	14:25'30.668
17	31.282	14.050	27.615	21.849	1'34.796	285,0	14:27'05.464
18	31.229	14.059	27.456	21.700	1'34.444	285,7	14:28'39.908
19	31.386	14.092	27.628	22.008	1'35.114	287,2	14:30'15.022

Race Time 30'04.446

13/04/2025

P = Pits In/Out - C = Lap Time Cancelled

These data/results cannot be reproduced, stored and/or transmitted in whole or in part by any manner of electronic, mechanical, photocopying, recording, broadcasting or otherwise now known or herein after developed without the previous express consent by the copyright owner, except for reproduction in daily press and regular printed publications on sale to the public within 60 days of the event related to those data/results and always provided that copyright symbol appears together as follows below.

© DORNA WSBK ORGANIZATION Srl 2025