

TT CIRCUIT ASSEN				
TRACK LENGTH:	4,542 km	2,822 mi		
FL Altitude (sl):	21 m			
Loop	ID	OC	GPS	
	ms		LAT	LON
Pit In	3	15	52,96072 N	6,52216 E
Pit Out	18	90	52,96384 N	6,52751 E
Speed	20	100	52,95946 N	6,52531 E
FL.1	41	205	52,96306 N	6,53114 E
I1	22	110	52,96199 N	6,52805 E
I2	24	120	52,95566 N	6,52088 E
I2.1	42	210	52,95300 N	6,51188 E
I3	26	130	52,95562 N	6,51282 E
I3.1	43	215	52,95931 N	6,52127 E
FL	30	150	52,96231 N	6,52410 E

LLP = Long Lap Penalty  
PS = Practice Start board

## Pirelli Dutch Round, 11–13 April 2025

### Biographical Entry List

No.	Rider (Abbreviation)	Age	Date of Birth	Place of Birth	Nat	Bike Team	Wins 2025	Podiums 2025	Pole 2025	Races 2025	Tyres	Class
1	<b>1 RAZGATLIOGLU Toprak</b> (Raz)	28	16/10/1996	Alanya	TUR	<b>BMW M1000RR</b> ROKiT BMW Motorrad WorldSBK Team	60	146	19	228	Pirelli	
							3	4	1	6		
2	<b>5 MONTELLA Yari</b> (Mon)	25	05/01/2000	Oliveto Citra	ITA	<b>Ducati Panigale V4R</b> Barni Spark Racing Team				6	Pirelli	IND
										6		
3	<b>7 LECUONA Iker</b> (Lec)	25	06/01/2000	Valencia	ESP	<b>Honda CBR1000 RR-R</b> Honda HRC		2	1	97	Pirelli	
										3		
4	<b>9 PETRUCCI Danilo</b> (Pet)	34	24/10/1990	Terni	ITA	<b>Ducati Panigale V4R</b> Barni Spark Racing Team	3	14		75	Pirelli	IND
								1		6		
5	<b>11 BULEGA Nicolo</b> (Bul)	25	16/10/1999	Montecchio Emilia	ITA	<b>Ducati Panigale V4R</b> Aruba.it Racing - Ducati	9	30	5	42	Pirelli	
							3	6	1	6		
6	<b>14 LOWES Sam</b> (SLo)	34	14/09/1990	Lincoln	GBR	<b>Ducati Panigale V4R</b> ELF Marc VDS Racing Team				36	Pirelli	IND
										6		
7	<b>17 VICKERS Ryan</b> (Vic)	26	19/02/1999	Bury St Edmunds	GBR	<b>Ducati Panigale V4R</b> Motocorsa Racing				9	Pirelli	IND
										6		
8	<b>19 BAUTISTA Alvaro</b> (Bau)	40	21/11/1984	Talavera de la Reina	ESP	<b>Ducati Panigale V4R</b> Aruba.it Racing - Ducati	63	111	10	210	Pirelli	
								4		6		
9	<b>20 O'HALLORAN Jason</b> (OHa)	37	30/12/1987	Wollongong	AUS	<b>Yamaha YZF R1</b> Pata Maxus Yamaha				3	Pirelli	
										2		
10	<b>21 ZAIDI Zaqhwani</b> (Zai)	29	20/07/1995	Selangor	MAS	<b>Honda CBR1000 RR-R</b> PETRONAS MIE Honda Racing Team				3	Pirelli	IND
										3		
11	<b>22 LOWES Alex</b> (ALo)	34	14/09/1990	Lincoln	GBR	<b>bimota KB998 Rimini</b> bimota by Kawasaki Racing Team	4	46	2	326	Pirelli	
										6		
12	<b>29 IANNONE Andrea</b> (Ian)	35	09/08/1989	Vasto	ITA	<b>Ducati Panigale V4R</b> Team Pata Go Eleven	1	7		42	Pirelli	IND
								2		6		
13	<b>31 GERLOFF Garrett</b> (Ger)	29	01/08/1995	Tualatin	USA	<b>Kawasaki ZX-10RR</b> Kawasaki WorldSBK Team		8	1	170	Pirelli	
										6		
14	<b>45 REDDING Scott</b> (Red)	32	04/01/1993	Gloucester	GBR	<b>Ducati Panigale V4R</b> MGM BONDVO Racing	12	40	2	175	Pirelli	IND
										6		
15	<b>47 BASSANI Axel</b> (Bas)	25	24/07/1999	Feltre	ITA	<b>bimota KB998 Rimini</b> bimota by Kawasaki Racing Team		6		151	Pirelli	
										6		
16	<b>53 RABAT Tito</b> (Rab)	35	25/05/1989	Barcelona	ESP	<b>Yamaha YZF R1</b> Yamaha Motocrossing WorldSBK Team				97	Pirelli	IND
										5		
17	<b>55 LOCATELLI Andrea</b> (Loc)	28	16/10/1996	Alzano Lombardo	ITA	<b>Yamaha YZF R1</b> Pata Maxus Yamaha		19		151	Pirelli	
								1		6		
18	<b>60 VAN DER MARK Michael</b> (vdM)	32	26/10/1992	Gouda	NED	<b>BMW M1000RR</b> ROKiT BMW Motorrad WorldSBK Team	6	42	1	285	Pirelli	
										6		
19	<b>77 AEGERTER Dominique</b> (Aeg)	34	30/09/1990	Röthenbach Im Emmental	SUI	<b>Yamaha YZF R1</b> GYTR GRT Yamaha WorldSBK Team		2		69	Pirelli	
										6		
20	<b>87 GARDNER Remy</b> (Gar)	27	24/02/1998	Randwick	AUS	<b>Yamaha YZF R1</b> GYTR GRT Yamaha WorldSBK Team		1		72	Pirelli	
										6		
21	<b>95 MACKENZIE Tarran</b> (Mac)	29	29/10/1995	Stirling	GBR	<b>Honda CBR1000 RR-R</b> PETRONAS MIE Honda Racing Team				37	Pirelli	IND
										6		
22	<b>97 VIERGE Xavi</b> (Vie)	27	30/04/1997	Barcelona	ESP	<b>Honda CBR1000 RR-R</b> Honda HRC		1		113	Pirelli	
										5		
23	<b>99 SOFUOGLU Bahattin</b> (Sof)	21	19/08/2003	Adapazari	TUR	<b>Yamaha YZF R1</b> Yamaha Motocrossing WorldSBK Team				6	Pirelli	IND
										6		

## Pirelli Dutch Round, 11-13 April 2025

### Results Free Practice 1st Session

TT Circuit Assen 4.542 m

1 / 2

No.	Rider	Nat	Team	Bike	Class	Time	Gap	Rel.	Laps	Speed	
										Avg	Max
1	<b>19 A. BAUTISTA</b>	ESP	Aruba.it Racing - Ducati	Ducati Panigale V4R		<b>1'34.365</b>			19	173,276	<b>295,9</b>
2	<b>1 T. RAZGATLIOGLU</b>	TUR	ROKIT BMW Motorrad WorldSBK Team	BMW M1000RR		<b>1'34.467</b>	0.102	0.102	15	173,089	<b>285,0</b>
3	<b>11 N. BULEGA</b>	ITA	Aruba.it Racing - Ducati	Ducati Panigale V4R		<b>1'34.637</b>	0.272	0.170	21	172,778	<b>291,9</b>
4	<b>29 A. IANNONE</b>	ITA	Team Pata Go Eleven	Ducati Panigale V4R	IND	<b>1'34.760</b>	0.395	0.123	17	172,554	<b>291,9</b>
5	<b>77 D. AEGERTER</b>	SUI	GYTR GRT Yamaha WorldSBK Team	Yamaha YZF R1		<b>1'34.865</b>	0.500	0.105	22	172,363	<b>287,2</b>
6	<b>60 M. VAN DER MARK</b>	NED	ROKIT BMW Motorrad WorldSBK Team	BMW M1000RR		<b>1'34.936</b>	0.571	0.071	17	172,234	<b>285,0</b>
7	<b>55 A. LOCATELLI</b>	ITA	Pata Maxus Yamaha	Yamaha YZF R1		<b>1'34.946</b>	0.581	0.010	20	172,216	<b>288,8</b>
8	<b>87 R. GARDNER</b>	AUS	GYTR GRT Yamaha WorldSBK Team	Yamaha YZF R1		<b>1'34.988</b>	0.623	0.042	18	172,140	<b>283,5</b>
9	<b>9 D. PETRUCCI</b>	ITA	Barni Spark Racing Team	Ducati Panigale V4R	IND	<b>1'35.095</b>	0.730	0.107	16	171,946	<b>291,9</b>
10	<b>22 A. LOWES</b>	GBR	bimota by Kawasaki Racing Team	bimota KB998 Rimini		<b>1'35.220</b>	0.855	0.125	19	171,720	<b>288,8</b>
11	<b>14 S. LOWES</b>	GBR	ELF Marc VDS Racing Team	Ducati Panigale V4R	IND	<b>1'35.283</b>	0.918	0.063	18	171,607	<b>289,5</b>
12	<b>31 G. GERLOFF</b>	USA	Kawasaki WorldSBK Team	Kawasaki ZX-10RR		<b>1'35.319</b>	0.954	0.036	20	171,542	<b>286,5</b>
13	<b>7 I. LECUONA</b>	ESP	Honda HRC	Honda CBR1000 RR-R		<b>1'35.391</b>	1.026	0.072	17	171,412	<b>285,7</b>
14	<b>45 S. REDDING</b>	GBR	MGM BONDVO Racing	Ducati Panigale V4R	IND	<b>1'35.400</b>	1.035	0.009	18	171,396	<b>290,3</b>
15	<b>47 A. BASSANI</b>	ITA	bimota by Kawasaki Racing Team	bimota KB998 Rimini		<b>1'35.458</b>	1.093	0.058	17	171,292	<b>284,2</b>
16	<b>95 T. MACKENZIE</b>	GBR	PETRONAS MIE Honda Racing Team	Honda CBR1000 RR-R	IND	<b>1'35.637</b>	1.272	0.179	16	170,971	<b>285,7</b>
17	<b>5 Y. MONTELLA</b>	ITA	Barni Spark Racing Team	Ducati Panigale V4R	IND	<b>1'35.880</b>	1.515	0.243	19	170,538	<b>291,1</b>
18	<b>17 R. VICKERS</b>	GBR	Motocorsa Racing	Ducati Panigale V4R	IND	<b>1'35.966</b>	1.601	0.086	18	170,385	<b>288,8</b>
19	<b>53 T. RABAT</b>	ESP	Yamaha Motoxrcing WorldSBK Team	Yamaha YZF R1	IND	<b>1'35.993</b>	1.628	0.027	20	170,337	<b>283,5</b>
20	<b>99 B. SOFUOGLU</b>	TUR	Yamaha Motoxrcing WorldSBK Team	Yamaha YZF R1	IND	<b>1'36.461</b>	2.096	0.468	18	169,511	<b>284,2</b>
21	<b>20 J. O'HALLORAN</b>	AUS	Pata Maxus Yamaha	Yamaha YZF R1		<b>1'37.793</b>	3.428	1.332	20	167,202	<b>280,5</b>
22	<b>97 X. VIERGE</b>	ESP	Honda HRC	Honda CBR1000 RR-R		<b>1'38.160</b>	3.795	0.367	1	166,577	<b>280,5</b>
----- <b>Out 105% in this Session</b> -----											
23	<b>21 Z. ZAIDI</b>	MAS	PETRONAS MIE Honda Racing Team	Honda CBR1000 RR-R	IND	<b>1'40.003</b>	5.638	1.843	19	163,507	<b>279,1</b>

Qualifying Lap Time (105% of 1'34.365): 1'39.084

AIR	Humidity:	75%	Temp:	12°C
TRACK	Condition:	Dry	Temp:	16°C

Records	Pole	[SP]	2022 T.Razgatioglu	1'32.934	175,940	Km/h
	Race	[SPRC]	2022 A.Bautista	1'33.620	174,650	Km/h
	All Times	[SP]	2022 T.Razgatioglu	1'32.934	175,940	Km/h

Start 11/04/2025 10:20 End 11:07 The results are provisional until the end of the time limit for protests and appeals and the completion of the technical checks.

These data/results cannot be reproduced, stored and/or transmitted in whole or in part by any manner of electronic, mechanical, photocopying, recording, broadcasting or otherwise now known or herein after developed without the previous express consent by the copyright owner, except for reproduction in daily press and regular printed publications on sale to the public within 60 days of the event related to those data/results and always provided that copyright symbol appears together as follows below.

© DORNA WSBK ORGANIZATION Srl 2025

## Pirelli Dutch Round, 11-13 April 2025

### Results Free Practice 1st Session

TT Circuit Assen 4.542 m

2 / 2

#### Session Highlights

Local Time	No. Rider	Description
10.20.00		Start of Session
10.22.40		WorldSBK Pit Intervention Time: Imin 1secs
10.23.28	<b>1</b> T. <b>RAZGATLIOGLU</b>	#1 Racelink GPS not working properly
10.24.04	<b>31</b> G. <b>GERLOFF</b>	#31 Lap Time Cancelled [1'38.684] - Exceeded Track Limits - Turn 18
10.24.54	<b>97</b> X. <b>VIERGE</b>	#97 Stopped with Technical Problem - Turn 5
10.25.00	<b>19</b> A. <b>BAUTISTA</b>	#19 Lap Time Cancelled [1'38.251] - Exceeded Track Limits - Turn 15
10.26.24	<b>19</b> A. <b>BAUTISTA</b>	#19 Lap Time Cancelled [1'36.880] - Yellow Flag - Turn 5
10.29.44	<b>60</b> M. <b>VAN DER MARK</b>	#60 Lap Time Cancelled [1'43.382] - Exceeded Track Limits - Turn 18
10.46.07	<b>7</b> I. <b>LECUONA</b>	#7 Lap Time Cancelled [1'36.473] - Exceeded Track Limits - Turn 18
10.48.12	<b>97</b> X. <b>VIERGE</b>	#97 Stopped with Technical Problem - Turn 5
10.55.56	<b>11</b> N. <b>BULEGA</b>	#11 Lap Time Cancelled [1'34.574] - Exceeded Track Limits - Turn 18
11.04.30	<b>14</b> S. <b>LOWES</b>	#14 Lap Time Cancelled [1'35.667] - Exceeded Track Limits - Turn 17
11.07.54		End of Session

#### Fastest Laps Sequence

No.	Rider	Nat	Team	Bike	Local Time	Time	Gap	Avg
<b>7</b>	I. <b>LECUONA</b>	ESP	Honda HRC	Honda CBR1000 RR-R	10:23'47.902	<b>1'39.306</b>		164,655
<b>1</b>	T. <b>RAZGATLIOGLU</b>	TUR	ROKIT BMW Motorrad WorldSBK Team	BMW M1000RR	10:23'50.450	<b>1'37.425</b>	-1.881	167,834
<b>87</b>	R. <b>GARDNER</b>	AUS	GYTR GRT Yamaha WorldSBK Team	Yamaha YZF R1	10:23'50.493	<b>1'36.778</b>	-0.647	168,956
<b>87</b>	R. <b>GARDNER</b>	AUS	GYTR GRT Yamaha WorldSBK Team	Yamaha YZF R1	10:25'26.790	<b>1'36.297</b>	-0.481	169,800
<b>55</b>	A. <b>LOCATELLI</b>	ITA	Pata Maxus Yamaha	Yamaha YZF R1	10:25'36.050	<b>1'36.053</b>	-0.244	170,231
<b>87</b>	R. <b>GARDNER</b>	AUS	GYTR GRT Yamaha WorldSBK Team	Yamaha YZF R1	10:27'02.627	<b>1'35.837</b>	-0.216	170,615
<b>29</b>	A. <b>IANNONE</b>	ITA	Team Pata Go Eleven	Ducati Panigale V4R	10:27'07.879	<b>1'35.673</b>	-0.164	170,907
<b>55</b>	A. <b>LOCATELLI</b>	ITA	Pata Maxus Yamaha	Yamaha YZF R1	10:27'11.609	<b>1'35.559</b>	-0.114	171,111
<b>19</b>	A. <b>BAUTISTA</b>	ESP	Aruba.it Racing - Ducati	Ducati Panigale V4R	10:27'49.703	<b>1'35.512</b>	-0.047	171,195
<b>19</b>	A. <b>BAUTISTA</b>	ESP	Aruba.it Racing - Ducati	Ducati Panigale V4R	10:29'25.082	<b>1'35.379</b>	-0.133	171,434
<b>77</b>	D. <b>AEGERTER</b>	SUI	GYTR GRT Yamaha WorldSBK Team	Yamaha YZF R1	10:30'19.505	<b>1'35.354</b>	-0.025	171,479
<b>55</b>	A. <b>LOCATELLI</b>	ITA	Pata Maxus Yamaha	Yamaha YZF R1	10:30'22.769	<b>1'35.328</b>	-0.026	171,526
<b>22</b>	A. <b>LOWES</b>	GBR	bimota by Kawasaki Racing Team	bimota KB998 Rimini	10:30'36.280	<b>1'35.316</b>	-0.012	171,547
<b>19</b>	A. <b>BAUTISTA</b>	ESP	Aruba.it Racing - Ducati	Ducati Panigale V4R	10:31'00.386	<b>1'35.304</b>	-0.012	171,569
<b>11</b>	N. <b>BULEGA</b>	ITA	Aruba.it Racing - Ducati	Ducati Panigale V4R	10:31'41.112	<b>1'35.259</b>	-0.045	171,650
<b>87</b>	R. <b>GARDNER</b>	AUS	GYTR GRT Yamaha WorldSBK Team	Yamaha YZF R1	10:32'02.870	<b>1'35.083</b>	-0.176	171,968
<b>11</b>	N. <b>BULEGA</b>	ITA	Aruba.it Racing - Ducati	Ducati Panigale V4R	10:33'15.894	<b>1'34.782</b>	-0.301	172,514
<b>19</b>	A. <b>BAUTISTA</b>	ESP	Aruba.it Racing - Ducati	Ducati Panigale V4R	10:34'10.302	<b>1'34.679</b>	-0.103	172,701
<b>11</b>	N. <b>BULEGA</b>	ITA	Aruba.it Racing - Ducati	Ducati Panigale V4R	10:36'25.444	<b>1'34.663</b>	-0.016	172,731
<b>1</b>	T. <b>RAZGATLIOGLU</b>	TUR	ROKIT BMW Motorrad WorldSBK Team	BMW M1000RR	10:37'39.950	<b>1'34.556</b>	-0.107	172,926
<b>1</b>	T. <b>RAZGATLIOGLU</b>	TUR	ROKIT BMW Motorrad WorldSBK Team	BMW M1000RR	10:44'00.602	<b>1'34.467</b>	-0.089	173,089
<b>19</b>	A. <b>BAUTISTA</b>	ESP	Aruba.it Racing - Ducati	Ducati Panigale V4R	10:52'53.777	<b>1'34.365</b>	-0.102	173,276

11/04/2025 Start 10:20 End 11:07 The results are provisional until the end of the time limit for protests and appeals and the completion of the technical checks.

These data/results cannot be reproduced, stored and/or transmitted in whole or in part by any manner of electronic, mechanical, photocopying, recording, broadcasting or otherwise now known or herein after developed without the previous express consent by the copyright owner, except for reproduction in daily press and regular printed publications on sale to the public within 60 days of the event related to those data/results and always provided that copyright symbol appears together as follows below.

© DORNA WSBK ORGANIZATION Srl 2025

## Pirelli Dutch Round, 11-13 April 2025

### Best Sectors & Speed Free Practice 1st Session

#### BEST LAP

1	<b>19</b> A. BAUTISTA	Ducati Panigale V4R	1'34.365
2	<b>1</b> T. RAZGATLIOGLU	BMW M1000RR	1'34.467
3	<b>11</b> N. BULEGA	Ducati Panigale V4R	1'34.637
4	<b>29</b> A. IANNONE	Ducati Panigale V4R	1'34.760
5	<b>77</b> D. AEGERTER	Yamaha YZF R1	1'34.865
6	<b>60</b> M. VAN DER MARK	BMW M1000RR	1'34.936
7	<b>55</b> A. LOCATELLI	Yamaha YZF R1	1'34.946
8	<b>87</b> R. GARDNER	Yamaha YZF R1	1'34.988
9	<b>9</b> D. PETRUCCI	Ducati Panigale V4R	1'35.095
10	<b>22</b> A. LOWES	bimota KB998 Rimini	1'35.220
11	<b>14</b> S. LOWES	Ducati Panigale V4R	1'35.283
12	<b>31</b> G. GERLOFF	Kawasaki ZX-10RR	1'35.319
13	<b>7</b> I. LECUONA	Honda CBR1000 RR-R	1'35.391
14	<b>45</b> S. REDDING	Ducati Panigale V4R	1'35.400
15	<b>47</b> A. BASSANI	bimota KB998 Rimini	1'35.458
16	<b>95</b> T. MACKENZIE	Honda CBR1000 RR-R	1'35.637
17	<b>5</b> Y. MONTELLA	Ducati Panigale V4R	1'35.880
18	<b>17</b> R. VICKERS	Ducati Panigale V4R	1'35.966
19	<b>53</b> T. RABAT	Yamaha YZF R1	1'35.993
20	<b>99</b> B. SOFUOGLU	Yamaha YZF R1	1'36.461
21	<b>20</b> J. O'HALLORAN	Yamaha YZF R1	1'37.793
22	<b>97</b> X. VIERGE	Honda CBR1000 RR-R	1'38.160
23	<b>21</b> Z. ZAIDI	Honda CBR1000 RR-R	1'40.003

#### SPEED

1	<b>19</b> A. BAUTISTA	Ducati Panigale V4R	295,9
2	<b>29</b> A. IANNONE	Ducati Panigale V4R	291,9
3	<b>11</b> N. BULEGA	Ducati Panigale V4R	291,9
4	<b>9</b> D. PETRUCCI	Ducati Panigale V4R	291,9
5	<b>5</b> Y. MONTELLA	Ducati Panigale V4R	291,1
6	<b>45</b> S. REDDING	Ducati Panigale V4R	290,3
7	<b>14</b> S. LOWES	Ducati Panigale V4R	289,5
8	<b>22</b> A. LOWES	bimota KB998 Rimini	288,8
9	<b>17</b> R. VICKERS	Ducati Panigale V4R	288,8
10	<b>55</b> A. LOCATELLI	Yamaha YZF R1	288,8
11	<b>77</b> D. AEGERTER	Yamaha YZF R1	287,2
12	<b>31</b> G. GERLOFF	Kawasaki ZX-10RR	286,5
13	<b>7</b> I. LECUONA	Honda CBR1000 RR-R	285,7
14	<b>95</b> T. MACKENZIE	Honda CBR1000 RR-R	285,7
15	<b>1</b> T. RAZGATLIOGLU	BMW M1000RR	285,0
16	<b>60</b> M. VAN DER MARK	BMW M1000RR	285,0
17	<b>99</b> B. SOFUOGLU	Yamaha YZF R1	284,2
18	<b>47</b> A. BASSANI	bimota KB998 Rimini	284,2
19	<b>53</b> T. RABAT	Yamaha YZF R1	283,5
20	<b>87</b> R. GARDNER	Yamaha YZF R1	283,5
21	<b>97</b> X. VIERGE	Honda CBR1000 RR-R	280,5
22	<b>20</b> J. O'HALLORAN	Yamaha YZF R1	280,5
23	<b>21</b> Z. ZAIDI	Honda CBR1000 RR-R	279,1

#### SEG. 1

1	<b>19</b> A. BAUTISTA	31.022
2	<b>1</b> T. RAZGATLIOGLU	31.024
3	<b>11</b> N. BULEGA	31.110
4	<b>31</b> G. GERLOFF	31.123
5	<b>87</b> R. GARDNER	31.142
6	<b>60</b> M. VAN DER MARK	31.152
7	<b>55</b> A. LOCATELLI	31.155
8	<b>77</b> D. AEGERTER	31.190
9	<b>45</b> S. REDDING	31.197
10	<b>29</b> A. IANNONE	31.197
11	<b>9</b> D. PETRUCCI	31.244
12	<b>47</b> A. BASSANI	31.288
13	<b>14</b> S. LOWES	31.317
14	<b>95</b> T. MACKENZIE	31.343
15	<b>22</b> A. LOWES	31.348
16	<b>7</b> I. LECUONA	31.359
17	<b>5</b> Y. MONTELLA	31.390
18	<b>53</b> T. RABAT	31.442
19	<b>99</b> B. SOFUOGLU	31.566
20	<b>17</b> R. VICKERS	31.702
21	<b>20</b> J. O'HALLORAN	31.949
22	<b>97</b> X. VIERGE	32.082
23	<b>21</b> Z. ZAIDI	32.611

#### SEG. 2

1	<b>29</b> A. IANNONE	13.975
2	<b>19</b> A. BAUTISTA	14.045
3	<b>11</b> N. BULEGA	14.048
4	<b>9</b> D. PETRUCCI	14.112
5	<b>1</b> T. RAZGATLIOGLU	14.126
6	<b>55</b> A. LOCATELLI	14.138
7	<b>77</b> D. AEGERTER	14.196
8	<b>87</b> R. GARDNER	14.211
9	<b>45</b> S. REDDING	14.220
10	<b>14</b> S. LOWES	14.228
11	<b>60</b> M. VAN DER MARK	14.232
12	<b>22</b> A. LOWES	14.250
13	<b>95</b> T. MACKENZIE	14.302
14	<b>7</b> I. LECUONA	14.309
15	<b>47</b> A. BASSANI	14.311
16	<b>53</b> T. RABAT	14.348
17	<b>5</b> Y. MONTELLA	14.349
18	<b>31</b> G. GERLOFF	14.358
19	<b>17</b> R. VICKERS	14.363
20	<b>99</b> B. SOFUOGLU	14.472
21	<b>20</b> J. O'HALLORAN	14.698
22	<b>21</b> Z. ZAIDI	15.220
23	<b>97</b> X. VIERGE	15.259

#### SEG. 3

1	<b>19</b> A. BAUTISTA	27.404
2	<b>77</b> D. AEGERTER	27.417
3	<b>11</b> N. BULEGA	27.441
4	<b>1</b> T. RAZGATLIOGLU	27.535
5	<b>60</b> M. VAN DER MARK	27.539
6	<b>22</b> A. LOWES	27.568
7	<b>29</b> A. IANNONE	27.585
8	<b>9</b> D. PETRUCCI	27.588
9	<b>47</b> A. BASSANI	27.594
10	<b>7</b> I. LECUONA	27.595
11	<b>14</b> S. LOWES	27.601
12	<b>87</b> R. GARDNER	27.610
13	<b>31</b> G. GERLOFF	27.614
14	<b>55</b> A. LOCATELLI	27.624
15	<b>95</b> T. MACKENZIE	27.692
16	<b>17</b> R. VICKERS	27.719
17	<b>45</b> S. REDDING	27.726
18	<b>5</b> Y. MONTELLA	27.740
19	<b>53</b> T. RABAT	27.828
20	<b>99</b> B. SOFUOGLU	27.983
21	<b>20</b> J. O'HALLORAN	28.234
22	<b>97</b> X. VIERGE	28.304
23	<b>21</b> Z. ZAIDI	28.656

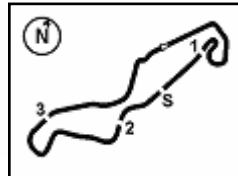
#### SEG. 4

1	<b>11</b> N. BULEGA	21.648
2	<b>1</b> T. RAZGATLIOGLU	21.700
3	<b>19</b> A. BAUTISTA	21.728
4	<b>29</b> A. IANNONE	21.764
5	<b>22</b> A. LOWES	21.833
6	<b>55</b> A. LOCATELLI	21.841
7	<b>60</b> M. VAN DER MARK	21.858
8	<b>9</b> D. PETRUCCI	21.896
9	<b>87</b> R. GARDNER	21.913
10	<b>77</b> D. AEGERTER	21.915
11	<b>14</b> S. LOWES	21.924
12	<b>47</b> A. BASSANI	21.990
13	<b>31</b> G. GERLOFF	22.026
14	<b>45</b> S. REDDING	22.071
15	<b>53</b> T. RABAT	22.108
16	<b>7</b> I. LECUONA	22.128
17	<b>17</b> R. VICKERS	22.175
18	<b>99</b> B. SOFUOGLU	22.176
19	<b>5</b> Y. MONTELLA	22.178
20	<b>95</b> T. MACKENZIE	22.241
21	<b>97</b> X. VIERGE	22.515
22	<b>20</b> J. O'HALLORAN	22.724
23	<b>21</b> Z. ZAIDI	23.479

11/04/2025

These data/results cannot be reproduced, stored and/or transmitted in whole or in part by any manner of electronic, mechanical, photocopying, recording, broadcasting or otherwise now known or herein after developed without the previous express consent by the copyright owner, except for reproduction in daily press and regular printed publications on sale to the public within 60 days of the event related to those data/results and always provided that copyright symbol appears together as follows below.

© DORNA WSBK ORGANIZATION Srl 2025



TT Circuit Assen 4.542 m

**Pirelli Dutch Round, 11-13 April 2025**  
**Ideal Times Free Practice 1st Session**

No.	Rider	Nat	Bike	Seg. 1	Seg. 2	Seg. 3	Seg. 4	Ideal Time		
				Diff. 1	Diff. 2	Diff. 3	Diff. 4	Best Lap	Pos.	Diff.
1	<b>19 A. BAUTISTA</b>	ESP	Ducati Panigale V4R	<b>31.022</b> +0.082	14.045 +0.084	<b>27.404</b>	21.728	<b>1'34.199</b> 1'34.365	1	0.166
2	<b>11 N. BULEGA</b>	ITA	Ducati Panigale V4R	31.110 +0.179	14.048 +0.092	27.441 +0.084	<b>21.648</b> +0.035	<b>1'34.247</b> 1'34.637	3	0.390
3	<b>1 T. RAZGATLIOGLU</b>	TUR	BMW M1000RR	31.024	14.126 +0.005	27.535 +0.033	21.700 +0.044	<b>1'34.385</b> 1'34.467	2	0.082
4	<b>29 A. IANNONE</b>	ITA	Ducati Panigale V4R	31.197 +0.063	<b>13.975</b> +0.038	27.585 +0.138	21.764	<b>1'34.521</b> 1'34.760	4	0.239
5	<b>77 D. AEGERTER</b>	SUI	Yamaha YZF R1	31.190 +0.052	14.196 +0.095	27.417	21.915	<b>1'34.718</b> 1'34.865	5	0.147
6	<b>55 A. LOCATELLI</b>	ITA	Yamaha YZF R1	31.155 +0.021	14.138 +0.067	27.624 +0.039	21.841 +0.061	<b>1'34.758</b> 1'34.946	7	0.188
7	<b>60 M. VAN DER MARK</b>	NED	BMW M1000RR	31.152	14.232 +0.155	27.539	21.858	<b>1'34.781</b> 1'34.936	6	0.155
8	<b>9 D. PETRUCCI</b>	ITA	Ducati Panigale V4R	31.244 +0.111	14.112 +0.132	27.588 +0.002	21.896 +0.010	<b>1'34.840</b> 1'35.095	9	0.255
9	<b>87 R. GARDNER</b>	AUS	Yamaha YZF R1	31.142	14.211 +0.025	27.610 +0.032	21.913 +0.055	<b>1'34.876</b> 1'34.988	8	0.112
10	<b>22 A. LOWES</b>	GBR	bimota KB998 Rimini	31.348 +0.041	14.250	27.568 +0.044	21.833 +0.136	<b>1'34.999</b> 1'35.220	10	0.221
11	<b>14 S. LOWES</b>	GBR	Ducati Panigale V4R	31.317 +0.179	14.228 +0.034	27.601	21.924	<b>1'35.070</b> 1'35.283	11	0.213
12	<b>31 G. GERLOFF</b>	USA	Kawasaki ZX-10RR	31.123	14.358	27.614 +0.198	22.026	<b>1'35.121</b> 1'35.319	12	0.198
13	<b>47 A. BASSANI</b>	ITA	bimota KB998 Rimini	31.288	14.311	27.594 +0.275	21.990	<b>1'35.183</b> 1'35.458	15	0.275
14	<b>45 S. REDDING</b>	GBR	Ducati Panigale V4R	31.197	14.220 +0.056	27.726 +0.128	22.071 +0.002	<b>1'35.214</b> 1'35.400	14	0.186
15	<b>7 I. LECUONA</b>	ESP	Honda CBR1000 RR-R	31.359	14.309	27.595	22.128	<b>1'35.391</b> 1'35.391	13	
16	<b>95 T. MACKENZIE</b>	GBR	Honda CBR1000 RR-R	31.343 +0.048	14.302	27.692 +0.005	22.241 +0.006	<b>1'35.578</b> 1'35.637	16	0.059
17	<b>5 Y. MONTELLA</b>	ITA	Ducati Panigale V4R	31.390	14.349 +0.069	27.740 +0.027	22.178 +0.127	<b>1'35.657</b> 1'35.880	17	0.223
18	<b>53 T. RABAT</b>	ESP	Yamaha YZF R1	31.442 +0.012	14.348 +0.101	27.828 +0.098	22.108 +0.056	<b>1'35.726</b> 1'35.993	19	0.267
19	<b>17 R. VICKERS</b>	GBR	Ducati Panigale V4R	31.702 +0.007	14.363	27.719	22.175	<b>1'35.959</b> 1'35.966	18	0.007
20	<b>99 B. SOFUOGLU</b>	TUR	Yamaha YZF R1	31.566	14.472 +0.197	27.983 +0.067	22.176	<b>1'36.197</b> 1'36.461	20	0.264
21	<b>20 J. O'HALLORAN</b>	AUS	Yamaha YZF R1	31.949 +0.130	14.698 +0.007	28.234 +0.022	22.724 +0.029	<b>1'37.605</b> 1'37.793	21	0.188
22	<b>97 X. VIERGE</b>	ESP	Honda CBR1000 RR-R	32.082	15.259	28.304	22.515	<b>1'38.160</b> 1'38.160	22	
23	<b>21 Z. ZAIDI</b>	MAS	Honda CBR1000 RR-R	32.611	15.220	28.656	23.479 +0.037	<b>1'39.966</b> 1'40.003	23	0.037
<b>Overall Ideal Time</b>				31.022	13.975	27.404	21.648	<b>1'34.049</b>		

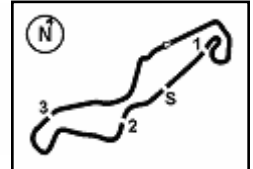
11/04/2025

These data/results cannot be reproduced, stored and/or transmitted in whole or in part by any manner of electronic, mechanical, photocopying, recording, broadcasting or otherwise now known or herein after developed without the previous express consent by the copyright owner, except for reproduction in daily press and regular printed publications on sale to the public within 60 days of the event related to those data/results and always provided that copyright symbol appears together as follows below.

© DORNA WSBK ORGANIZATION Srl 2025

FICR PERUGIA TIMING





## Pirelli Dutch Round, 11-13 April 2025

### Chronological Analysis Free Practice 1st Session

#### 1° 19 A. BAUTISTA [1'34.365]

Lap	Seg1	Seg2	Seg3	Seg4	Lap Time	km/h	Local Time
1	32.688	15.573	29.065	23.323	1'38.251C	277,6	10:22'59.060
2	31.851	14.765	27.977	22.821	1'36.880C	289,5	10:26'14.191
3	31.393	14.462	27.621	22.036	1'35.512	287,2	10:27'49.703
4	31.333	14.460	27.568	22.018	1'35.379	290,3	10:29'25.082
5	31.338	14.364	27.591	22.011	1'35.304	290,3	10:31'00.386
6	31.176	14.178	27.496	22.387	1'35.237	291,1	10:32'35.623
7	31.141	14.225	27.443	21.870	1'34.679	291,1	10:34'10.302
8	31.028	14.281	27.496	21.883	1'34.688	290,3	10:35'44.990
9	32.249	14.675	27.963	32.249	1'47.136P	289,5	10:37'32.126
10	9'32.316	14.647	27.959	22.203	10'37.125P	291,1	10:48'09.251
11	31.562	14.326	27.556	21.843	1'35.287	290,3	10:49'44.538
12	31.219	14.228	27.465	21.962	1'34.874	292,7	10:51'19.412
13	31.104	14.129	27.404	21.728	1'34.365	292,7	10:52'53.777
14	31.022	14.245	27.430	22.040	1'34.737	292,7	10:54'28.514
15	31.176	14.259	27.636	21.941	1'35.012	293,5	10:56'03.526
16	38.352	14.427	27.499	31.695	1'51.973P	295,9	10:57'55.499
17	3'43.313	14.385	27.656	22.075	4'47.429P	291,1	11:02'42.928
18	31.268	14.062	27.495	22.182	1'35.007	293,5	11:04'17.935
19	31.093	14.045	27.525	22.092	1'34.755	295,9	11:05'52.690

20	31.289	14.140	27.525	21.683	1'34.637	289,5	11:04'06.330
21	31.408	14.097	27.573	21.748	1'34.826	289,5	11:05'41.156

#### 4° 29 A. IANNONE [1'34.760]

Lap	Seg1	Seg2	Seg3	Seg4	Lap Time	km/h	Local Time
1	31.726	15.106	28.633	22.433	1'36.558	285,0	10:23'55.648
2	31.476	14.342	27.835	22.655	1'35.673	291,1	10:25'32.206
3	37.163	21.957	27.832	22.088	1'50.114	288,0	10:27'07.879
4	31.567	14.447	27.766	22.561	1'35.735	286,9	10:28'57.993
5	31.424	14.267	27.823	21.955	1'35.450	289,5	10:30'33.728
6	32.246	14.509	27.823	21.936	1'35.450	291,9	10:32'09.178
7	7'49.024	14.509	28.420	21.936	1'46.525P	287,2	10:33'55.703
8	31.764	14.334	30.059	23.265	8'57.758P	280,5	10:42'53.461
9	38.165	15.016	27.833	21.956	1'35.887	285,7	10:44'29.348
10	31.476	14.272	30.560	22.625	1'46.366	284,2	10:46'15.714
11	31.295	14.086	27.610	21.943	1'35.276	289,5	10:47'50.990
12	31.260	14.013	27.723	21.904	1'34.895	288,8	10:49'25.885
13	31.197	13.975	27.655	21.764	1'34.760	290,3	10:51'00.645
14	6'48.923	14.395	31.038	21.943	1'43.865P	290,3	10:52'44.510
15	31.400	14.160	27.886	21.038	1'35.251P	288,0	11:00'37.761
16	31.315	14.043	27.695	22.025	1'35.280	288,8	11:02'13.041
17	31.432	14.129	27.732	21.928	1'35.018	290,3	11:03'48.059
			29.276	29.692	1'44.529	289,5	11:05'32.588

#### 2° 1 T. RAZGATLIOGLU [1'34.467]

Lap	Seg1	Seg2	Seg3	Seg4	Lap Time	km/h	Local Time
1	32.405	16.196	29.004	23.031	1'37.425	257,8	10:22'13.025
2	32.018	14.461	27.934	22.531	1'46.086P	279,1	10:25'36.536
3	6'14.593	14.506	27.778	22.078	7'18.955P	282,0	10:32'55.491
4	31.277	14.213	27.623	21.820	1'34.933	284,2	10:34'30.424
5	31.239	14.265	27.648	21.818	1'34.970	283,5	10:36'05.394
6	31.157	14.164	27.535	21.700	1'34.556	283,5	10:37'39.950
7	31.789	14.982	27.885	22.147	1'36.803	273,4	10:39'16.753
8	31.075	14.179	27.575	21.901	1'34.730	283,5	10:40'51.483
9	31.033	14.200	27.656	21.763	1'34.652	283,5	10:42'26.135
10	31.024	14.131	27.568	21.744	1'34.467	284,2	10:44'00.602
11	31.087	14.126	27.642	21.761	1'34.616	285,0	10:45'35.218
12	33.027	14.862	28.434	21.756	1'48.079P	281,3	10:47'23.297
13	13'33.674	15.492	28.811	22.471	14'40.448P	272,7	11:02'03.745
14	31.718	14.488	28.122	22.168	1'36.496	282,7	11:03'40.241
15	31.209	14.211	27.819	21.837	1'35.076	285,0	11:05'15.317

#### 5° 77 D. AEGERTER [1'34.865]

Lap	Seg1	Seg2	Seg3	Seg4	Lap Time	km/h	Local Time
1	33.623	16.415	30.077	23.506	1'39.673	260,9	10:22'14.708
2	31.819	14.754	28.416	22.565	1'37.554	283,5	10:25'31.935
3	31.556	14.428	28.179	22.268	1'36.431	283,5	10:27'08.366
4	31.484	14.529	27.701	22.071	1'35.785	282,7	10:28'44.151
5	31.190	14.336	27.630	22.198	1'35.354	283,5	10:30'19.505
6	31.227	14.391	27.712	22.113	1'35.443	282,7	10:31'54.948
7	31.275	14.493	28.116	22.230	1'36.114	281,3	10:33'31.062
8	31.250	14.375	27.538	22.093	1'35.256	283,5	10:35'06.318
9	31.314	14.368	27.709	22.085	1'35.476	283,5	10:36'41.794
10	31.208	14.387	27.672	22.128	1'35.395	282,0	10:38'17.189
11	39.226	15.042	29.276	22.406	1'45.950	280,5	10:40'03.139
12	31.242	14.291	27.417	21.915	1'34.865	285,0	10:41'38.004
13	31.236	14.310	27.814	32.633	1'45.993P	285,7	10:43'23.997
14	8'38.261	15.001	29.303	23.192	9'45.757P	275,5	10:53'09.754
15	31.790	14.620	28.069	22.317	1'36.796	282,7	10:54'46.550
16	31.487	14.321	27.895	22.186	1'35.889	285,7	10:56'22.439
17	31.551	14.645	33.166	23.048	1'42.410	279,1	10:58'04.849
18	31.407	14.354	27.572	22.190	1'35.523	284,2	10:59'40.372
19	31.422	14.343	27.710	22.174	1'35.649	284,2	11:01'16.021
20	31.384	14.227	27.745	22.144	1'35.500	287,2	11:02'51.521
21	31.433	14.338	29.750	23.197	1'38.718	287,2	11:04'30.239
22	31.261	14.196	27.794	22.020	1'35.271	285,7	11:06'05.510

#### 3° 11 N. BULEGA [1'34.637]

Lap	Seg1	Seg2	Seg3	Seg4	Lap Time	km/h	Local Time
1	34.010	15.266	28.981	22.928	1'39.722	288,8	10:25'17.961
2	31.703	14.446	27.983	22.188	1'36.320	290,3	10:26'54.281
3	31.683	14.418	27.849	22.011	1'35.961	288,0	10:28'30.242
4	31.465	14.316	27.815	22.015	1'35.611	288,0	10:30'05.853
5	31.374	14.190	27.853	21.842	1'35.259	288,0	10:31'41.112
6	31.180	14.191	27.576	21.835	1'34.782	287,2	10:33'15.894
7	31.198	14.189	27.710	21.790	1'34.887	290,3	10:34'50.781
8	31.110	14.197	27.606	21.750	1'34.663	287,2	10:36'25.444
9	31.182	14.182	27.628	21.648	1'34.640	286,5	10:38'00.084
10	33.714	14.814	28.872	33.001	1'50.401P	276,2	10:39'50.485
11	8'53.392	14.820	27.961	22.164	9'58.337P	285,7	10:49'48.822
12	31.578	14.153	27.655	21.927	1'35.313	290,3	10:51'24.135
13	31.474	14.258	28.057	22.116	1'35.905	291,1	10:53'00.040
14	31.331	14.048	27.441	21.754	1'34.574C	290,3	10:54'34.614
15	31.668	14.106	27.548	22.001	1'35.323	290,3	10:56'09.937
16	31.331	14.142	27.575	21.863	1'34.911	290,3	10:57'44.848
17	31.353	14.138	27.743	21.725	1'34.959	289,5	10:59'19.807
18	31.365	14.161	27.658	22.872	1'36.056	291,9	11:00'55.863
19	31.346	14.209	27.747	22.528	1'35.830	291,1	11:02'31.693

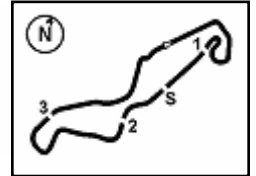
#### 6° 60 M. VAN DER MARK [1'34.936]

Lap	Seg1	Seg2	Seg3	Seg4	Lap Time	km/h	Local Time
1	32.314	15.871	28.756	23.021	1'37.063	263,4	10:22'14.922
2	31.553	14.643	27.762	22.254	1'36.305	282,7	10:23'51.985
3	31.655	14.592	27.776	22.128	1'36.151	279,8	10:25'28.290
4	38.193	15.190	27.858	22.141	1'43.382C	261,5	10:27'04.441
5	31.430	14.466	27.753	22.010	1'35.659	283,5	10:28'47.823
6	32.022	14.964	28.747	32.668	1'48.401P	276,9	10:32'11.883
7	7'26.044	14.642	33.486	26.089	8'40.261P	276,9	10:40'52.144
8	31.972	14.556	27.856	22.125	1'36.509	279,8	10:42'28.653
9	31.384	14.553	27.882	22.171	1'35.990	279,1	10:44'04.643
10	31.386	14.430	27.843	22.100	1'35.759	279,8	10:45'40.402

11/04/2025 P = Pits In/Out - C = Lap Time Cancelled

These data/results cannot be reproduced, stored and/or transmitted in whole or in part by any manner of electronic, mechanical, photocopying, recording, broadcasting or otherwise now known or herein after developed without the previous express consent by the copyright owner, except for reproduction in daily press and regular printed publications on sale to the public within 60 days of the event related to those data/results and always provided that copyright symbol appears together as follows below.

© DORNA WSBK ORGANIZATION Srl 2025



TT Circuit Assen 4.542 m

## Pirelli Dutch Round, 11-13 April 2025

### Chronological Analysis Free Practice 1st Session

2 / 4

11	32.746	14.575	28.225	31.826	1'47.372P	279,1	10:47'27.774	7	31.562	14.172	27.595	22.059	1'35.388	287,2	10:51'07.637
12	8'38.276	15.096	31.056	22.164	9'46.592P	271,4	10:57'14.366	8	31.445	14.336	27.668	21.962	1'35.411	286,5	10:52'43.048
13	<b>31.152</b>	14.387	<b>27.539</b>	<b>21.858</b>	<b>1'34.936</b>	280,5	10:58'49.302	9	31.355	14.244	27.590	21.906	<b>1'35.095</b>	286,5	10:54'18.143
14	31.161	14.422	27.576	22.028	1'35.187	278,4	11:00'24.489	10	31.401	14.279	27.736	21.941	1'35.357	286,5	10:55'53.500
15	32.242	15.898	28.844	22.393	1'39.377	260,9	11:02'03.866	11	34.491	14.328	27.792	22.050	1'38.661	289,5	10:57'32.161
16	31.837	14.403	28.214	22.213	1'36.667	<b>285,0</b>	11:03'40.533	12	31.415	14.201	<b>27.588</b>	<b>21.896</b>	1'35.100	290,3	10:59'07.261
17	31.235	<b>14.232</b>	27.588	22.088	1'35.143	283,5	11:05'15.676	13	31.607	14.318	28.120	22.198	1'36.243	288,8	11:00'43.504
								14	31.357	<b>14.112</b>	27.672	22.055	1'35.196	<b>291,9</b>	11:02'18.700
								15	32.507	14.197	27.946	22.294	1'36.944	<b>291,9</b>	11:03'55.644
								16	<b>31.244</b>	14.286	27.945	22.323	1'35.798	290,3	11:05'31.442

#### 7° 55 A. LOCATELLI (1'34.946)

Lap	Seg1	Seg2	Seg3	Seg4	Lap Time	km/h	Local Time
1	32.699	15.952	29.218	23.257	1'38.192	264,1	10:22'21.805
2	31.558	14.927	28.125	22.441	1'36.053	281,3	10:23'59.997
3	31.415	14.558	27.854	22.083	1'35.559	281,3	10:25'36.050
4	31.314	14.386	27.732	22.026	1'35.832	277,6	10:27'11.609
5	<b>31.155</b>	14.360	27.809	22.004	1'35.328	281,3	10:30'22.769
6	31.316	14.381	27.791	21.918	1'35.406	279,8	10:31'58.175
7	31.322	14.271	27.663	21.993	1'35.249	281,3	10:33'33.424
8	31.224	14.235	27.724	21.871	1'35.054	282,7	10:35'08.478
9	31.229	14.281	<b>27.624</b>	<b>21.841</b>	1'34.975	281,3	10:36'43.453
10	31.176	14.205	27.663	21.902	<b>1'34.946</b>	281,3	10:38'18.399
11	31.720	15.188	28.421	31.796	1'47.125P	269,3	10:40'05.524
12	11'36.750	14.415	27.929	21.991	12'41.085P	280,5	10:52'46.609
13	31.267	14.193	27.662	21.931	1'35.053	283,5	10:54'21.662
14	31.211	14.255	27.685	22.418	1'35.569	285,0	10:55'57.231
15	31.220	14.242	28.112	22.666	1'36.240	286,5	10:57'33.471
16	31.262	14.214	27.737	21.925	1'35.138	284,2	10:59'08.609
17	31.305	<b>14.138</b>	27.755	22.185	1'35.383	285,0	11:00'43.992
18	31.267	14.140	27.822	22.040	1'35.269	<b>288,8</b>	11:02'19.261
19	31.298	14.203	28.082	21.971	1'35.554	<b>285,7</b>	11:03'54.815
20	31.690	14.329	28.200	22.185	1'36.404	282,0	11:05'31.219

#### 8° 87 R. GARDNER (1'34.988)

Lap	Seg1	Seg2	Seg3	Seg4	Lap Time	km/h	Local Time
1	31.855	16.555	29.093	23.216	1'36.778	247,1	10:22'13.715
2	31.775	14.810	27.687	22.426	1'36.778	282,0	10:23'50.493
3	31.408	14.513	27.929	22.080	1'36.297	281,3	10:25'26.790
4	42.979	14.396	27.893	22.140	1'35.837	281,3	10:27'02.627
5	42.978	15.721	28.557	22.291	1'49.548	244,3	10:28'52.175
6	31.251	14.282	27.662	22.417	1'35.612	281,3	10:30'27.787
7	31.193	14.266	<b>27.610</b>	22.014	1'35.083	279,8	10:32'02.870
8	31.219	14.222	27.753	22.247	1'35.441	281,3	10:33'38.311
9	31.189	14.272	27.790	22.060	1'35.311	281,3	10:35'13.622
10	31.250	14.340	27.829	34.621	1'48.040P	280,5	10:37'01.662
11	14'45.913	15.019	30.651	23.073	15'54.656P	276,9	10:52'56.318
12	31.539	14.537	27.882	22.475	1'36.433	279,8	10:54'32.751
13	31.613	14.521	27.877	22.092	1'36.103	280,5	10:56'08.854
14	31.269	14.291	27.748	22.160	1'35.468	281,3	10:57'44.322
15	31.296	14.266	27.823	<b>21.913</b>	1'35.298	279,8	10:59'19.620
16	<b>31.142</b>	14.236	27.642	21.968	<b>1'34.988</b>	281,3	11:00'54.608
17	31.321	14.792	34.082	29.117	1'49.312	282,7	11:02'43.920
18	31.454	<b>14.211</b>	27.719	22.078	1'35.462	<b>283,5</b>	11:04'19.382
19	31.192	14.221	27.728	22.070	1'35.211	282,0	11:05'54.593

#### 9° 9 D. PETRUCCI (1'35.095)

Lap	Seg1	Seg2	Seg3	Seg4	Lap Time	km/h	Local Time
1	6'04.002	15.711	29.572	31.948	7'10.562P	274,1	10:22'35.855
2	31.901	15.079	28.463	23.018	1'36.687	276,9	10:29'46.417
3	31.576	14.586	27.981	22.219	1'36.687	285,0	10:31'23.104
4	31.460	14.398	27.850	22.019	1'35.843	286,5	10:32'58.947
5	31.401	14.324	27.790	22.041	1'35.615	288,0	10:34'34.562
6	35.301	15.417	28.816	32.395	1'51.929P	275,5	10:36'26.491
7	11'57.094	14.414	28.288	25.962	13'05.758P	285,0	10:49'32.249

#### 10° 22 A. LOWES (1'35.220)

Lap	Seg1	Seg2	Seg3	Seg4	Lap Time	km/h	Local Time
1	32.185	15.579	28.912	22.930	1'37.012	271,4	10:22'35.577
2	31.742	14.521	27.773	22.274	1'36.310	281,3	10:24'12.589
3	31.897	14.475	27.684	22.201	1'36.257	280,5	10:27'25.156
4	<b>31.348</b>	14.461	27.760	22.239	1'35.808	<b>288,8</b>	10:29'00.964
5	31.440	14.349	27.694	<b>21.833</b>	1'35.316	282,7	10:30'36.280
6	31.354	14.314	27.589	22.078	1'35.335	277,6	10:32'11.615
7	32.461	14.632	30.202	37.152	1'54.447P	279,8	10:34'06.062
8	12'43.011	15.057	28.695	22.472	13'49.235P	278,4	10:47'55.297
9	31.866	14.447	27.931	22.075	1'36.319	279,1	10:49'31.616
10	32.544	14.765	28.021	22.048	1'37.378	277,6	10:51'08.994
11	31.533	14.339	<b>27.568</b>	21.936	1'35.376	281,3	10:52'44.370
12	31.608	14.260	27.685	22.230	1'35.783	283,5	10:54'20.153
13	31.623	14.286	27.633	22.030	1'35.572	282,0	10:55'55.725
14	31.524	14.408	27.712	22.005	1'35.649	281,3	10:57'31.374
15	31.451	14.276	27.793	22.020	1'35.540	276,9	10:59'06.914
16	31.487	14.374	27.756	22.069	1'35.686	281,3	11:00'42.600
17	31.389	<b>14.250</b>	27.612	21.969	<b>1'35.220</b>	285,7	11:02'17.820
18	37.501	14.754	28.196	22.473	1'42.924	279,1	11:04'00.744
19	31.579	14.264	27.886	22.099	1'35.828	283,5	11:05'36.572

#### 11° 14 S. LOWES (1'35.283)

Lap	Seg1	Seg2	Seg3	Seg4	Lap Time	km/h	Local Time
1	32.313	15.898	29.857	23.744	1'37.911	275,5	10:22'41.345
2	31.501	14.788	28.201	22.609	1'37.911	285,0	10:24'19.256
3	31.505	14.426	27.882	22.311	1'36.120	285,7	10:25'55.376
4	31.505	14.387	28.013	22.062	1'35.967	288,8	10:27'31.343
5	32.326	14.593	27.877	22.897	1'37.693	287,2	10:29'09.036
6	31.395	14.249	27.726	22.222	1'35.592	288,0	10:30'44.628
7	31.382	14.420	27.815	22.285	1'35.902	285,0	10:32'20.530
8	35.806	15.105	29.092	33.601	1'53.604P	284,2	10:34'14.134
9	7'55.348	17.026	28.832	22.488	9'03.694P	284,2	10:43'17.828
10	31.529	14.472	27.859	22.611	1'36.471	284,2	10:44'54.299
11	31.562	14.438	27.753	22.149	1'35.902	284,2	10:46'30.201
12	31.521	14.308	27.650	22.040	1'35.519	286,5	10:48'05.720
13	<b>31.317</b>	<b>14.228</b>	27.707	22.132	1'35.384	287,2	10:49'41.104
14	42.460	14.749	29.115	33.270	1'59.594P	<b>289,5</b>	10:51'40.698
15	6'13.272	15.302	28.287	22.404	7'19.265P	274,1	10:58'59.963
16	31.442	14.314	27.655	22.056	1'35.467	285,7	11:00'35.430
17	31.496	14.262	<b>27.601</b>	<b>21.924</b>	<b>1'35.283</b>	288,0	11:02'10.713
18	31.336	14.229	27.760	22.342	1'35.667C	287,2	11:03'46.380
19	40.065	18.323	28.134	22.832	1'49.354	198,9	11:05'35.734

#### 12° 31 G. GERLOFF (1'35.319)

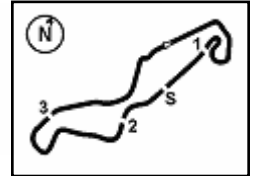
Lap	Seg1	Seg2	Seg3	Seg4	Lap Time	km/h	Local Time
1	32.435	15.687	29.607	23.944	1'38.684C	283,5	10:23'39.249
2	32.291	14.737	28.628	22.788	1'38.444	284,2	10:25'17.693
3	31.497	14.597	27.981	22.249	1'36.324	282,7	10:26'54.017
4	32.340	14.544	27.809	22.895	1'37.588	<b>286,5</b>	10:28'31.605

11/04/2025 P = Pits In/Out - C = Lap Time Cancelled

These data/results cannot be reproduced, stored and/or transmitted in whole or in part by any manner of electronic, mechanical, photocopying, recording, broadcasting or otherwise now known or herein after developed without the previous express consent by the copyright owner, except for reproduction in daily press and regular printed publications on sale to the public within 60 days of the event related to those data/results and always provided that copyright symbol appears together as follows below.

© DORNA WSBK ORGANIZATION Srl 2025





**Pirelli Dutch Round, 11-13 April 2025**  
**Chronological Analysis Free Practice 1st Session**

5	31.248	14.449	27.727	22.258	1'35.682	<b>286,5</b>	10:30'07.287	1	32.186	15.193	28.255	22.404	1'38.038	282,7	10:24'01.372
6	31.125	14.640	<b>27.614</b>	22.254	1'35.633	<b>286,5</b>	10:31'42.920	2	31.479	14.632	28.421	22.124	1'36.656	281,3	10:25'38.028
7	31.201	14.449	27.770	22.191	1'35.611	285,0	10:33'18.531	3	31.444	14.501	27.717	22.087	1'35.749	<b>284,2</b>	10:27'13.777
8	31.251	14.412	27.672	22.250	1'35.585	285,0	10:34'54.116	4	31.507	14.584	27.906	22.199	1'36.196	280,5	10:28'49.973
9	34.967	14.833	28.313	32.195	1'50.308P	285,0	10:36'44.424	5	31.457	14.430	27.701	22.009	1'35.597	277,6	10:30'25.570
10	11'25.114	14.813	28.783	22.425	1'231.135P	282,0	10:49'15.559	6	37.580	15.243	29.761	32.907	1'55.491P	265,4	10:32'21.061
11	31.430	14.479	27.920	22.359	1'36.188	284,2	10:50'51.747	7	6'34.224	14.932	28.473	22.460	1'40.089P	279,1	10:40'01.150
12	31.193	14.647	27.804	22.229	1'35.873	284,2	10:52'27.620	8	31.406	14.663	27.727	22.207	1'36.003	276,2	10:41'37.153
13	31.205	14.475	27.801	22.117	1'35.598	285,7	10:54'03.218	9	31.481	14.605	27.852	22.303	1'36.241	279,8	10:43'13.394
14	31.216	14.378	27.834	22.136	1'35.564	285,7	10:55'38.782	10	31.526	14.499	27.934	36.009	1'49.968P	278,4	10:45'03.362
15	36.397	15.125	28.333	22.363	1'42.218	283,5	10:57'21.000	11	10'11.971	14.848	29.307	22.777	1'11'18.903P	279,8	10:56'22.265
16	<b>31.123</b>	<b>14.358</b>	27.812	<b>22.026</b>	<b>1'35.319</b>	285,0	10:58'56.319	12	31.503	14.572	27.754	22.128	1'35.957	<b>284,2</b>	10:57'58.222
17	31.336	14.409	27.847	22.899	1'36.491	285,7	11:00'32.810	13	35.202	14.586	28.111	22.351	1'40.250	280,5	10:59'38.472
18	31.291	14.479	27.984	22.234	1'35.988	285,7	11:02'08.798	14	31.359	14.465	<b>27.594</b>	22.053	1'35.471	280,5	11:01'13.943
19	31.549	14.968	28.515	22.915	1'37.947	285,0	11:03'46.745	15	<b>31.288</b>	<b>14.311</b>	27.869	<b>21.990</b>	<b>1'35.458</b>	282,7	11:02'49.401
20	31.843	14.640	29.865	42.474	1'58.822P	283,5	11:05'45.567	16	31.455	14.444	27.887	22.443	1'36.229	281,3	11:04'25.630
								17	31.516	14.563	28.219	22.471	1'36.769	280,5	11:06'02.399

**13° 71. LECUONA [1'35.391]**

Lap	Seg1	Seg2	Seg3	Seg4	Lap Time	km/h	Local Time
1	32.841	16.049	30.224	23.714	276,2	10:22'08.596	
2	32.003	14.988	28.542	22.935	1'39.306	280,5	10:23'47.902
3	31.789	14.607	28.098	22.631	1'37.400	279,8	10:25'25.302
4	31.861	14.551	28.103	33.081	1'47.596P	280,5	10:28'49.989
5	8'41.986	15.123	28.737	22.817	9'48.663P	277,6	10:38'38.652
6	31.912	14.637	28.204	22.323	1'37.076	279,1	10:40'15.728
7	31.690	14.498	28.120	22.255	1'36.563	279,8	10:41'52.291
8	31.584	14.632	28.028	22.419	1'36.663	281,3	10:43'28.954
9	31.640	14.492	28.013	22.328	1'36.473C	280,5	10:45'05.427
10	31.609	14.526	28.140	31.729	1'46.004P	281,3	10:46'51.431
11	8'25.031	14.772	31.107	22.482	9'33.392P	282,0	10:56'24.823
12	31.535	14.477	27.779	22.146	1'35.937	283,5	10:58'00.760
13	31.602	14.368	27.757	22.138	1'35.865	281,3	10:59'36.625
14	31.537	14.379	27.763	22.273	1'35.952	282,0	11:01'12.577
15	31.405	14.410	27.714	22.209	1'35.738	282,7	11:02'48.315
16	35.382	14.396	27.866	22.218	1'39.862	<b>285,7</b>	11:04'28.177
17	<b>31.359</b>	<b>14.309</b>	<b>27.595</b>	<b>22.128</b>	<b>1'35.391</b>	285,0	11:06'03.568

**16° 95 T. MACKENZIE [1'35.637]**

Lap	Seg1	Seg2	Seg3	Seg4	Lap Time	km/h	Local Time
1	32.976	14.942	15.965	30.328	23.504	276,9	10:22'08.761
2	32.067	14.665	27.990	22.677	1'37.399	282,0	10:25'25.497
3	31.811	14.602	28.003	22.663	1'37.079	<b>285,7</b>	10:27'02.576
4	31.906	14.575	28.112	22.513	1'37.106	282,7	10:28'39.682
5	31.720	14.523	28.067	22.441	1'36.751	282,0	10:30'16.433
6	42.719	15.934	29.705	33.622	2'01.980P	258,4	10:32'18.413
7	7'34.229	15.429	28.871	23.250	8'41.779P	276,9	10:41'00.192
8	31.747	14.663	27.954	23.030	1'37.394	281,3	10:42'37.586
9	31.535	14.493	27.977	22.412	1'36.417	279,1	10:44'14.003
10	34.055	15.732	29.916	32.897	1'52.600P	268,0	10:46'06.603
11	11'14.129	14.973	28.519	22.831	12'20.452P	277,6	10:58'27.055
12	31.430	14.391	27.816	22.358	1'35.995	279,8	11:00'03.050
13	<b>31.343</b>	14.339	27.717	22.441	1'35.840	280,5	11:01'38.890
14	31.391	<b>14.302</b>	27.697	22.247	<b>1'35.637</b>	282,0	11:03'14.527
15	37.347	14.920	29.185	23.530	1'44.982	278,4	11:04'59.509
16	31.506	14.407	<b>27.692</b>	<b>22.241</b>	1'35.846	281,3	11:06'35.355

**14° 45 S. REDDING [1'35.400]**

Lap	Seg1	Seg2	Seg3	Seg4	Lap Time	km/h	Local Time
1	34.648	14.599	28.254	22.511	1'40.012	289,5	10:24'02.331
2	34.743	14.627	28.307	22.587	1'40.264	285,7	10:25'42.595
3	31.563	14.434	27.928	22.237	1'36.162	285,7	10:27'18.757
4	31.588	14.357	27.822	22.233	1'36.000	287,2	10:28'54.757
5	35.630	14.754	29.892	22.729	1'43.005	285,0	10:30'37.762
6	31.335	14.367	27.777	<b>22.071</b>	1'35.550	288,0	10:32'13.312
7	32.056	14.419	28.256	22.372	1'37.103	286,5	10:33'50.415
8	35.897	14.749	28.407	32.143	1'51.196P	285,0	10:35'41.611
9	9'50.826	14.643	28.472	22.721	10'56.662P	285,0	10:46'38.273
10	31.743	14.783	27.963	22.259	1'36.748	285,7	10:48'15.021
11	31.552	14.325	27.793	22.184	1'35.854	288,0	10:49'50.875
12	<b>31.197</b>	14.276	27.854	22.073	<b>1'35.400</b>	<b>290,3</b>	10:51'26.275
13	31.385	14.306	27.750	22.213	1'35.654	287,2	10:53'01.929
14	31.411	<b>14.220</b>	<b>27.726</b>	22.089	1'35.446	288,0	10:54'37.373
15	31.310	14.349	28.421	22.778	1'36.858	288,8	10:56'14.233
16	31.538	14.609	32.203	32.457	1'50.807P	288,0	10:58'05.040
17	5'44.630	14.657	28.578	22.378	6'50.243P	285,0	11:04'55.283
18	31.427	14.314	27.999	22.424	1'36.164	286,5	11:06'31.447

**17° 5 Y. MONTELLA [1'35.880]**

Lap	Seg1	Seg2	Seg3	Seg4	Lap Time	km/h	Local Time	
1	4'00.524	15.232	16.383	30.206	34.242	240,0	10:22'16.321	
2	32.429	14.764	28.786	25.088	5'09.630P	276,9	10:27'25.951	
3	4'28.682	14.994	32.914	28.061	34.946	1'50.200P	285,7	10:29'16.151
4	31.768	14.994	28.914	28.814	5'39.433P	276,2	10:34'55.584	
5	5'09.471	14.784	28.188	32.089	1'47.039P	268,0	10:36'42.623	
6	32.116	14.784	28.082	22.607	6'14.944P	283,5	10:42'57.567	
7	31.571	14.634	28.007	22.627	1'37.384	284,2	10:44'34.951	
8	31.544	14.380	27.869	22.608	1'36.569	285,0	10:46'11.520	
9	31.463	14.401	27.795	22.243	1'35.953	287,2	10:47'47.473	
10	31.421	14.515	27.855	22.223	1'35.902	285,7	10:49'23.375	
11	31.465	14.442	27.922	22.259	1'36.014	286,5	10:50'59.389	
12	31.535	14.483	<b>27.740</b>	<b>22.178</b>	1'36.088	283,5	10:52'35.477	
13	42.248	14.404	27.837	22.477	1'35.936	287,2	10:54'11.413	
14	<b>31.390</b>	14.418	27.837	22.477	1'46.966	288,8	10:55'58.379	
15	31.440	14.366	27.767	22.305	<b>1'35.880</b>	288,8	10:57'34.259	
16	31.491	14.410	27.836	22.359	1'36.001	<b>291,1</b>	10:59'10.260	
17	41.515	14.720	27.883	22.426	1'36.210	287,2	11:00'46.470	
18	31.646	14.469	28.228	22.454	1'46.917	288,8	11:02'33.387	
19	31.543	<b>14.349</b>	27.860	22.237	1'36.212	288,0	11:04'09.599	
			27.813	22.273	1'35.978	288,0	11:05'45.577	

**15° 47 A. BASSANI [1'35.458]**

Lap	Seg1	Seg2	Seg3	Seg4	Lap Time	km/h	Local Time
		15.552	29.509	23.120		275,5	10:22'23.334

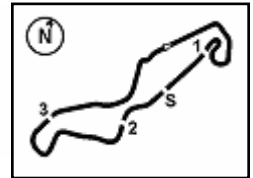
**18° 17 R. VICKERS [1'35.966]**

Lap	Seg1	Seg2	Seg3	Seg4	Lap Time	km/h	Local Time

11/04/2025 P = Pits In/Out - C = Lap Time Cancelled

These data/results cannot be reproduced, stored and/or transmitted in whole or in part by any manner of electronic, mechanical, photocopying, recording, broadcasting or otherwise now known or herein after developed without the previous express consent by the copyright owner, except for reproduction in daily press and regular printed publications on sale to the public within 60 days of the event related to those data/results and always provided that copyright symbol appears together as follows below.

© DORNA WSBK ORGANIZATION Srl 2025



TT Circuit Assen 4.542 m

**Pirelli Dutch Round, 11-13 April 2025**  
**Chronological Analysis Free Practice 1st Session**

4 / 4

		16.192	29.584	24.565	270,7	10:22'28.780
1	33.150	15.087	28.690	23.273	1'40.200	283,5
2	32.673	14.853	31.080	23.427	1'42.033	286,5
3	32.488	15.003	28.263	23.284	1'39.038	285,7
4	32.172	14.731	28.001	22.647	1'37.551	285,7
5	31.860	14.625	28.048	22.739	1'37.272	285,7
6	<b>31.702</b>	15.010	27.789	22.679	1'37.180	288,0
7	31.825	14.562	27.991	22.497	1'36.875	285,7
8	31.708	14.501	27.903	22.586	1'36.698	286,5
9	34.779	15.082	28.463	33.579	1'51.903P	283,5
10	9'35.928	16.105	28.393	22.648	10'43.074P	230,8
11	31.800	14.560	27.868	22.450	1'36.678	287,2
12	31.774	14.537	27.741	22.320	1'36.372	285,0
13	31.725	14.468	27.788	22.627	1'36.608	286,5
14	31.709	<b>14.363</b>	<b>27.719</b>	<b>22.175</b>	<b>1'35.966</b>	<b>288,8</b>
15	31.728	14.433	27.833	22.251	1'36.245	288,0
16	35.256	14.789	28.554	32.626	1'51.225P	283,5
17	5'07.463	14.582	28.074	22.346	6'12.465P	283,5
18	31.752	14.411	27.849	22.401	1'36.413	286,5

21° 20 J. O'HALLORAN [1'37.793]							
Lap	Seg1	Seg2	Seg3	Seg4	Lap Time	km/h	Local Time
		16.715	31.111	25.374		259,6	10:22'29.160
1	34.296	15.663	29.337	24.101	1'43.397	274,8	10:24'12.557
2	33.101	15.058	28.865	23.679	1'40.703	<b>280,5</b>	10:25'53.260
3	32.748	15.061	28.784	23.426	1'40.019	278,4	10:27'33.279
4	32.419	14.960	28.603	23.809	1'39.791	279,8	10:29'13.070
5	32.554	14.858	28.459	23.422	1'39.293	277,6	10:30'52.363
6	32.169	14.950	28.430	23.164	1'38.713	276,2	10:32'31.076
7	32.090	14.785	28.260	22.988	1'38.123	278,4	10:34'09.199
8	32.027	14.810	<b>28.234</b>	<b>22.724</b>	1'37.795	279,8	10:35'46.994
9	33.086	15.085	28.756	35.199	1'52.126P	272,0	10:37'39.120
10	10'14.550	15.838	29.494	23.697	11'23.579P	268,7	10:49'02.699
11	32.484	15.016	28.522	23.129	1'39.151	277,6	10:50'41.850
12	32.091	14.821	28.479	22.944	1'38.335	278,4	10:52'20.185
13	32.142	14.771	28.359	22.838	1'38.110	278,4	10:53'58.295
14	32.014	14.735	28.441	22.789	1'37.979	276,9	10:55'36.274
15	<b>31.949</b>	14.848	30.092	23.174	1'40.063	279,8	10:57'16.337
16	32.099	14.745	28.285	22.800	1'37.929	279,1	10:58'54.266
17	31.977	<b>14.698</b>	28.296	22.839	1'37.810	277,6	11:00'32.076
18	39.219	15.004	28.510	22.951	1'45.684	276,9	11:02'17.760
19	32.136	14.732	28.611	23.044	1'38.523	279,1	11:03'56.283
20	32.079	14.705	28.256	22.753	<b>1'37.793</b>	279,1	11:05'34.076

19° 53 T. RABAT [1'35.993]							
Lap	Seg1	Seg2	Seg3	Seg4	Lap Time	km/h	Local Time
		15.396	29.569	23.267		278,4	10:22'23.852
1	32.126	15.134	28.365	22.566	1'38.191	282,0	10:24'02.043
2	31.932	14.718	28.264	22.537	1'37.451	281,3	10:25'39.494
3	31.718	14.598	27.952	22.414	1'36.682	279,8	10:27'16.176
4	31.751	14.832	28.483	22.549	1'37.615	277,6	10:28'53.791
5	31.768	14.663	28.024	22.431	1'36.886	277,6	10:30'30.677
6	32.359	15.209	30.311	22.574	1'40.453	276,9	10:32'11.130
7	34.760	14.642	28.256	22.648	1'40.306	279,1	10:33'51.436
8	31.799	14.509	28.477	22.499	1'37.284	279,1	10:35'28.720
9	34.676	15.730	29.389	33.204	1'52.999P	271,4	10:37'21.719
10	11'21.716	15.534	28.243	22.609	12'28.102P	268,7	10:49'49.821
11	31.905	14.468	28.315	22.647	1'37.335	278,4	10:51'27.156
12	31.552	14.404	28.150	22.311	1'36.417	280,5	10:53'03.573
13	31.450	14.534	31.427	26.080	1'43.491	281,3	10:54'47.064
14	31.795	<b>14.348</b>	27.978	22.259	1'36.380	280,5	10:56'23.444
15	31.599	14.525	27.837	<b>22.108</b>	1'36.069	282,0	10:57'59.513
16	34.289	14.595	28.092	22.218	1'39.194	280,5	10:59'38.707
17	31.454	14.449	27.926	22.164	<b>1'35.993</b>	<b>283,5</b>	11:01'14.700
18	31.506	14.400	27.954	22.165	1'36.025	281,3	11:02'50.725
19	31.707	14.468	27.901	22.250	1'36.326	280,5	11:04'27.051
20	<b>31.442</b>	14.479	<b>27.828</b>	22.369	1'36.118	280,5	11:06'03.169

22° 97 X. VIERGE [1'38.160]							
Lap	Seg1	Seg2	Seg3	Seg4	Lap Time	km/h	Local Time
			15.644	29.497	23.138	<b>280,5</b>	10:22'23.181
1	<b>32.082</b>	<b>15.259</b>	<b>28.304</b>	<b>22.515</b>	<b>1'38.160</b>	278,4	10:24'01.341

23° 21 Z. ZAIDI [1'40.003]							
Lap	Seg1	Seg2	Seg3	Seg4	Lap Time	km/h	Local Time
			17.373	33.830	25.481	229,8	10:22'19.680
1	35.024	16.399	29.606	24.446	1'45.475	251,7	10:24'05.155
2	33.801	15.755	29.035	24.429	1'43.020	276,9	10:25'48.175
3	33.549	15.735	28.901	24.157	1'42.342	276,2	10:27'30.517
4	33.527	15.698	28.842	24.546	1'42.613	275,5	10:29'13.130
5	33.124	15.348	28.800	24.121	1'41.393	<b>279,1</b>	10:30'54.523
6	33.312	16.046	29.199	23.901	1'42.458	276,2	10:32'36.981
7	40.455	15.899	29.380	34.370	2'00.104P	268,7	10:34'37.085
8	7'09.974	15.969	29.476	24.039	8'19.458P	269,3	10:42'56.543
9	33.822	15.574	28.890	23.768	1'42.054	276,9	10:44'38.597
10	32.906	15.499	28.750	23.609	1'40.764	277,6	10:46'19.361
11	32.914	15.410	28.867	23.506	1'40.697	276,9	10:48'00.058
12	33.498	15.481	28.857	23.759	1'41.595	276,9	10:49'41.653
13	43.464	16.574	30.981	34.498	2'05.517P	254,7	10:51'47.170
14	2'44.633	15.799	30.625	23.796	3'54.853P	272,0	10:55'42.023
15	<b>32.777</b>	15.305	28.735	<b>23.479</b>	1'40.296	277,6	10:57'22.319
16	<b>32.611</b>	<b>15.220</b>	<b>28.656</b>	<b>23.516</b>	<b>1'40.003</b>	<b>279,1</b>	10:59'02.322
17	37.510	18.416	29.325	24.459	1'49.710	188,8	11:00'52.032
18	32.858	15.362	28.709	23.914	1'40.843	277,6	11:02'32.875
19	42.182	17.502	29.604	34.639	2'03.927P	231,8	11:04'36.802

20° 99 B. SOFUOGLU [1'36.461]							
Lap	Seg1	Seg2	Seg3	Seg4	Lap Time	km/h	Local Time
		16.396	29.782	23.482		262,1	10:22'14.915
1	33.050	14.886	28.389	22.561	1'38.886	279,8	10:23'53.801
2	32.218	14.830	28.235	23.019	1'38.302	282,0	10:25'32.103
3	31.901	14.474	<b>27.983</b>	22.372	1'36.730	<b>284,2</b>	10:27'08.833
4	<b>31.566</b>	14.669	28.050	<b>22.176</b>	<b>1'36.461</b>	281,3	10:28'45.294
5	32.146	14.869	28.678	22.317	1'38.010	279,8	10:30'23.304
6	32.081	14.886	28.230	22.715	1'37.912	280,5	10:32'01.216
7	31.639	14.693	28.148	22.814	1'37.294	280,5	10:33'38.510
8	31.618	14.529	28.117	22.427	1'36.691	282,0	10:35'15.201
9	35.761	15.529	29.792	34.261	1'55.343P	274,8	10:37'10.544
10	13'37.128	15.126	28.598	23.010	14'43.862P	278,4	10:51'54.406
11	31.942	14.595	28.066	22.497	1'37.100	280,5	10:53'31.506
12	31.892	14.627	28.681	22.577	1'37.777	280,5	10:55'09.283
13	31.697	<b>14.472</b>	28.192	22.438	1'36.799	282,0	10:56'46.082
14	31.640	14.627	28.101	34.763	1'49.131P	279,1	10:58'35.213
15	55.159	15.383	28.297	22.358	2'01.197P	279,1	11:00'36.410
16	31.732	14.667	28.630	22.568	1'37.597	282,7	11:02'14.007
17	31.761	14.483	28.134	22.410	1'36.788	282,7	11:03'50.795

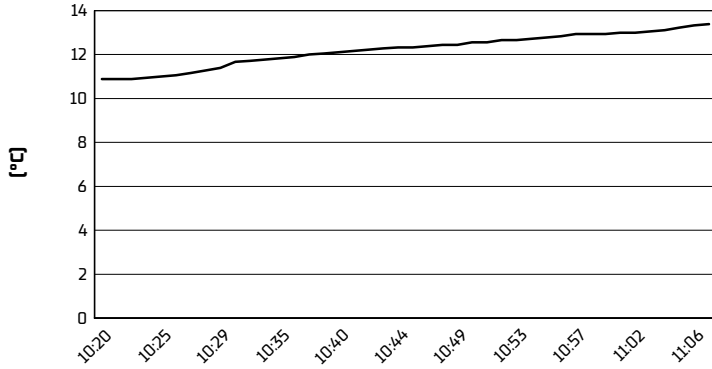
11/04/2025 P = Pits In/Out - C = Lap Time Cancelled

These data/results cannot be reproduced, stored and/or transmitted in whole or in part by any manner of electronic, mechanical, photocopying, recording, broadcasting or otherwise now known or herein after developed without the previous express consent by the copyright owner, except for reproduction in daily press and regular printed publications on sale to the public within 60 days of the event related to those data/results and always provided that copyright symbol appears together as follows below.

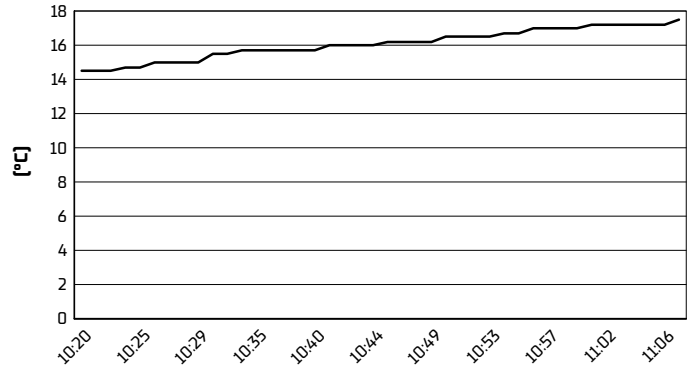
© DORNA WSBK ORGANIZATION Srl 2025

**Pirelli Dutch Round, 11-13 April 2025**  
**Weather Report Free Practice 1st Session**  
Session started 10:20 - Session ended 11:07

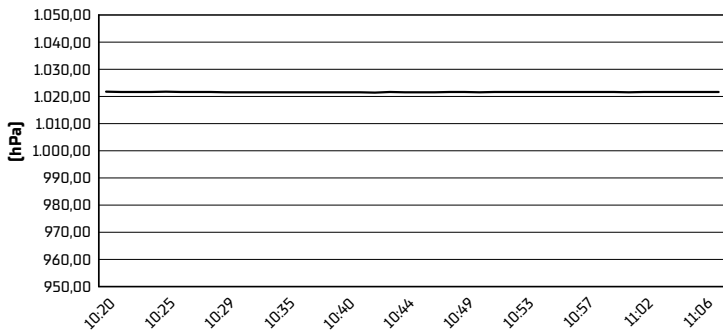
**Air Temperature**



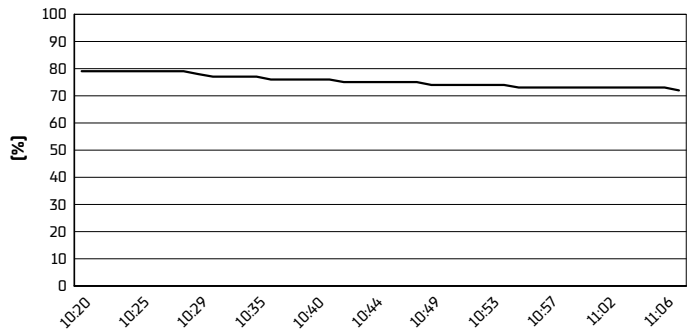
**Track Temperature**



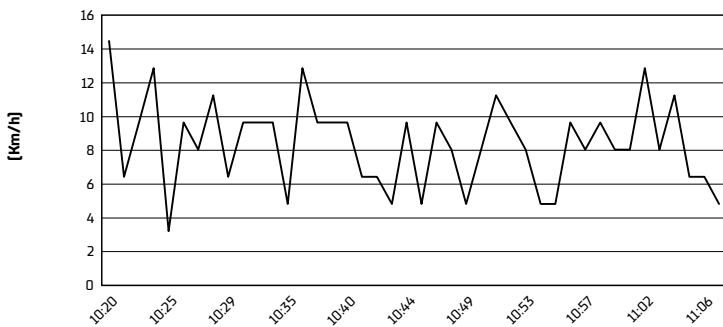
**Air Pressure**



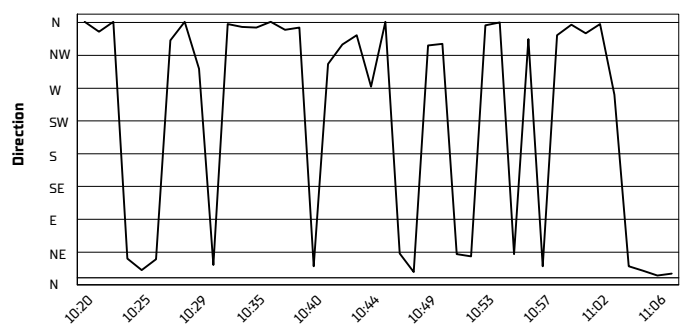
**Humidity**



**Wind Speed**



**Wind Direction**



11/04/2025  
These data/results cannot be reproduced, stored and/or transmitted in whole or in part by any manner of electronic, mechanical, photocopying, recording, broadcasting or otherwise now known or herein after developed without the previous express consent by the copyright owner, except for reproduction in daily press and regular printed publications on sale to the public within 60 days of the event related to those data/results and always provided that copyright symbol appears together as follows below.  
© DORNA WSBK ORGANIZATION Srl 2025