

**Pirelli Dutch Round, 11-13 April 2025**  
**Chronological Analysis Free Practice 1st Session**

**1° 19 A. BAUTISTA [1'34.365]**

Lap	Seg1	Seg2	Seg3	Seg4	Lap Time	km/h	Local Time
1	32.688	15.573	29.065	23.323	1'38.251C	277,6	10:22'59.060
2	31.851	14.765	27.977	22.821	1'36.880C	289,5	10:26'14.191
3	31.393	14.462	27.621	22.036	1'35.512	287,2	10:27'49.703
4	31.333	14.460	27.568	22.018	1'35.379	290,3	10:29'25.082
5	31.338	14.364	27.591	22.011	1'35.304	290,3	10:31'00.386
6	31.176	14.178	27.496	22.387	1'35.237	291,1	10:32'35.623
7	31.141	14.225	27.443	21.870	1'34.679	291,1	10:34'10.302
8	31.028	14.281	27.496	21.883	1'34.688	290,3	10:35'44.990
9	32.249	14.675	27.963	32.249	1'47.136P	289,5	10:37'32.126
10	9'32.316	14.647	27.959	22.203	10'37.125P	291,1	10:48'09.251
11	31.562	14.326	27.556	21.843	1'35.287	290,3	10:49'44.538
12	31.219	14.228	27.465	21.962	1'34.874	292,7	10:51'19.412
13	31.104	14.129	27.404	21.728	1'34.365	292,7	10:52'53.777
14	31.022	14.245	27.430	22.040	1'34.737	292,7	10:54'28.514
15	31.176	14.259	27.636	21.941	1'35.012	293,5	10:56'03.526
16	38.352	14.427	27.499	31.695	1'51.973P	295,9	10:57'55.499
17	3'43.313	14.385	27.656	22.075	4'47.429P	291,1	11:02'42.928
18	31.268	14.062	27.495	22.182	1'35.007	293,5	11:04'17.935
19	31.093	14.045	27.525	22.092	1'34.755	295,9	11:05'52.690

20	31.289	14.140	27.525	21.683	1'34.637	289,5	11:04'06.330
21	31.408	14.097	27.573	21.748	1'34.826	289,5	11:05'41.156

**4° 29 A. IANNONE [1'34.760]**

Lap	Seg1	Seg2	Seg3	Seg4	Lap Time	km/h	Local Time
1	31.726	15.106	28.633	22.433	1'36.558	285,0	10:23'55.648
2	31.476	14.342	27.835	22.655	1'35.673	291,1	10:25'32.206
3	37.163	21.957	27.832	22.088	1'50.114	288,0	10:27'07.879
4	31.567	14.447	27.766	22.561	1'35.735	286,9	10:28'57.993
5	31.424	14.267	27.823	21.955	1'35.450	289,5	10:30'33.728
6	32.246	14.509	27.823	21.936	1'35.450	291,9	10:32'09.178
7	7'49.024	14.509	28.420	21.936	1'46.525P	287,2	10:33'55.703
8	31.764	14.334	27.833	23.265	8'57.758P	280,5	10:42'53.461
9	38.165	15.016	27.833	21.956	1'35.887	285,7	10:44'29.348
10	31.476	14.272	27.833	22.625	1'35.276	284,2	10:46'15.714
11	31.295	14.086	27.610	21.943	1'35.276	289,5	10:47'50.990
12	31.260	14.013	27.723	21.904	1'34.895	288,8	10:49'25.885
13	31.197	13.975	27.655	21.764	1'34.760	290,3	10:51'00.645
14	6'48.923	14.395	27.655	31.038	1'43.865P	290,3	10:52'44.510
15	31.400	14.160	27.886	27.655	1'43.865P	290,3	10:52'44.510
16	31.315	14.043	27.886	31.038	1'43.865P	290,3	10:52'44.510
17	31.432	14.129	27.886	27.655	1'43.865P	290,3	10:52'44.510

**2° 1 T. RAZGATLIOGLU [1'34.467]**

Lap	Seg1	Seg2	Seg3	Seg4	Lap Time	km/h	Local Time
1	32.405	16.196	29.004	23.031	1'37.425	257,8	10:22'13.025
2	32.018	14.555	27.934	22.531	1'36.086P	279,1	10:25'36.536
3	6'14.593	14.506	27.778	22.078	7'18.955P	282,0	10:32'55.491
4	31.277	14.213	27.623	21.820	1'34.933	284,2	10:34'30.424
5	31.239	14.265	27.648	21.818	1'34.970	283,5	10:36'05.394
6	31.157	14.164	27.535	21.700	1'34.556	283,5	10:37'39.950
7	31.789	14.982	27.885	22.147	1'36.803	273,4	10:39'16.753
8	31.075	14.179	27.575	21.901	1'34.730	283,5	10:40'51.483
9	31.033	14.200	27.656	21.763	1'34.652	283,5	10:42'26.135
10	31.024	14.131	27.568	21.744	1'34.467	284,2	10:44'00.602
11	31.087	14.126	27.642	21.761	1'34.616	285,0	10:45'35.218
12	33.027	14.862	28.434	21.756	1'48.079P	281,3	10:47'23.297
13	13'33.674	15.492	28.811	22.471	1'40.448P	272,7	11:02'03.745
14	31.718	14.488	28.122	22.168	1'36.496	282,7	11:03'40.241
15	31.209	14.211	27.819	21.837	1'35.076	285,0	11:05'15.317

**5° 77 D. AEGERTER [1'34.865]**

Lap	Seg1	Seg2	Seg3	Seg4	Lap Time	km/h	Local Time
1	33.623	16.415	30.077	23.506	1'39.673	281,3	10:22'14.708
2	31.819	14.754	28.416	22.565	1'37.554	283,5	10:25'31.935
3	31.556	14.428	28.179	22.268	1'36.431	283,5	10:27'08.366
4	31.484	14.529	27.701	22.071	1'35.785	282,7	10:28'44.151
5	31.190	14.336	27.630	22.198	1'35.354	283,5	10:30'19.505
6	31.227	14.391	27.712	22.113	1'35.443	282,7	10:31'54.948
7	31.275	14.493	28.116	22.230	1'36.114	281,3	10:33'31.062
8	31.250	14.375	27.538	22.093	1'35.256	283,5	10:35'06.318
9	31.314	14.368	27.709	22.085	1'35.476	283,5	10:36'41.794
10	31.208	14.387	27.672	22.128	1'35.395	282,0	10:38'17.189
11	39.226	15.042	29.276	22.406	1'45.950	280,5	10:40'03.139
12	31.242	14.291	27.417	21.915	1'34.865	285,0	10:41'38.004
13	31.236	14.310	27.814	32.633	1'45.993P	285,7	10:43'23.997
14	8'38.261	15.001	29.303	23.192	9'45.757P	275,5	10:53'09.754
15	31.790	14.620	28.069	22.317	1'36.796	282,7	10:54'46.550
16	31.487	14.321	27.895	22.186	1'35.889	285,7	10:56'22.439
17	31.551	14.645	33.166	23.048	1'42.410	279,1	10:58'04.849
18	31.407	14.354	27.572	22.190	1'35.523	284,2	10:59'40.372
19	31.422	14.343	27.710	22.174	1'35.649	284,2	11:01'16.021
20	31.384	14.227	27.745	22.144	1'35.500	287,2	11:02'51.521
21	31.433	14.338	29.750	23.197	1'38.718	287,2	11:04'30.239
22	31.261	14.196	27.794	22.020	1'35.271	285,7	11:06'05.510

**3° 11 N. BULEGA [1'34.637]**

Lap	Seg1	Seg2	Seg3	Seg4	Lap Time	km/h	Local Time
1	34.010	15.266	28.981	22.928	1'39.722	288,8	10:25'17.961
2	31.703	14.446	27.983	22.188	1'36.320	290,3	10:26'54.281
3	31.683	14.418	27.849	22.011	1'35.961	288,0	10:28'30.242
4	31.465	14.316	27.815	22.015	1'35.611	288,0	10:30'05.853
5	31.374	14.190	27.853	21.842	1'35.259	288,0	10:31'41.112
6	31.180	14.191	27.576	21.835	1'34.782	287,2	10:33'15.894
7	31.198	14.189	27.710	21.790	1'34.887	290,3	10:34'50.781
8	31.110	14.197	27.606	21.750	1'34.663	287,2	10:36'25.444
9	31.182	14.182	27.628	21.648	1'34.640	286,5	10:38'00.084
10	33.714	14.814	28.872	33.001	1'50.401P	276,2	10:39'50.485
11	8'53.392	14.820	27.961	22.164	9'58.337P	285,7	10:49'48.822
12	31.578	14.153	27.655	21.927	1'35.313	290,3	10:51'24.135
13	31.474	14.258	28.057	22.116	1'35.905	291,1	10:53'00.040
14	31.331	14.048	27.441	21.754	1'34.574C	290,3	10:54'34.614
15	31.668	14.106	27.548	22.001	1'35.323	290,3	10:56'09.937
16	31.331	14.142	27.575	21.863	1'34.911	290,3	10:57'44.848
17	31.353	14.138	27.743	21.725	1'34.959	289,5	10:59'19.807
18	31.365	14.161	27.658	22.872	1'36.056	291,9	11:00'55.863
19	31.346	14.209	27.747	22.528	1'35.830	291,1	11:02'31.693

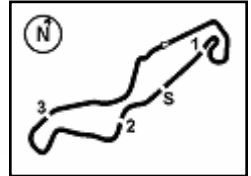
**6° 60 M. VAN DER MARK [1'34.936]**

Lap	Seg1	Seg2	Seg3	Seg4	Lap Time	km/h	Local Time
1	32.314	15.871	28.756	23.021	1'37.063	263,4	10:22'14.922
2	31.553	14.733	27.762	22.254	1'36.305	282,7	10:23'51.985
3	31.655	14.592	27.776	22.128	1'36.151	279,8	10:25'28.290
4	38.193	15.190	27.858	22.141	1'43.382C	261,5	10:27'04.441
5	31.430	14.466	27.753	22.010	1'35.659	283,5	10:28'47.823
6	32.022	14.964	28.747	32.668	1'48.401P	276,9	10:32'11.883
7	7'26.044	14.642	33.486	26.089	8'40.261P	276,9	10:40'52.144
8	31.972	14.556	27.856	22.125	1'36.509	279,8	10:42'28.653
9	31.384	14.553	27.882	22.171	1'35.990	279,1	10:44'04.643
10	31.386	14.430	27.843	22.100	1'35.759	279,8	10:45'40.402

11/04/2025 P = Pits In/Out - C = Lap Time Cancelled

These data/results cannot be reproduced, stored and/or transmitted in whole or in part by any manner of electronic, mechanical, photocopying, recording, broadcasting or otherwise now known or herein after developed without the previous express consent by the copyright owner, except for reproduction in daily press and regular printed publications on sale to the public within 60 days of the event related to those data/results and always provided that copyright symbol appears together as follows below.

© DORNA WSBK ORGANIZATION Srl 2025



TT Circuit Assen 4.542 m

## Pirelli Dutch Round, 11-13 April 2025

### Chronological Analysis Free Practice 1st Session

2 / 4

11	32.746	14.575	28.225	31.826	1'47.372P	279,1	10:47'27.774	7	31.562	14.172	27.595	22.059	1'35.388	287,2	10:51'07.637
12	8'38.276	15.096	31.056	22.164	9'46.592P	271,4	10:57'14.366	8	31.445	14.336	27.668	21.962	1'35.411	286,5	10:52'43.048
13	<b>31.152</b>	14.387	<b>27.539</b>	<b>21.858</b>	<b>1'34.936</b>	280,5	10:58'49.302	9	31.355	14.244	27.590	21.906	<b>1'35.095</b>	286,5	10:54'18.143
14	31.161	14.422	27.576	22.028	1'35.187	278,4	11:00'24.489	10	31.401	14.279	27.736	21.941	1'35.357	286,5	10:55'53.500
15	32.242	15.898	28.844	22.393	1'39.377	260,9	11:02'03.866	11	34.491	14.328	27.792	22.050	1'38.661	289,5	10:57'32.161
16	31.837	14.403	28.214	22.213	1'36.667	<b>285,0</b>	11:03'40.533	12	31.415	14.201	<b>27.588</b>	<b>21.896</b>	1'35.100	290,3	10:59'07.261
17	31.235	<b>14.232</b>	27.588	22.088	1'35.143	283,5	11:05'15.676	13	31.607	14.318	28.120	22.198	1'36.243	288,8	11:00'43.504
								14	31.357	<b>14.112</b>	27.672	22.055	1'35.196	<b>291,9</b>	11:02'18.700
								15	32.507	14.197	27.946	22.294	1'36.944	<b>291,9</b>	11:03'55.644
								16	<b>31.244</b>	14.286	27.945	22.323	1'35.798	290,3	11:05'31.442

**7° 55 A. LOCATELLI (1'34.946)**

Lap	Seg1	Seg2	Seg3	Seg4	Lap Time	km/h	Local Time
1	32.699	15.952	29.218	23.257	1'38.192	264,1	10:22'21.805
2	31.558	14.927	28.125	22.441	1'36.053	281,3	10:23'59.997
3	31.415	14.558	27.854	22.083	1'35.559	281,3	10:25'36.050
4	31.314	14.386	27.732	22.026	1'35.832	277,6	10:27'11.609
5	<b>31.155</b>	14.360	27.809	22.004	1'35.328	281,3	10:30'22.769
6	31.316	14.381	27.791	21.918	1'35.406	279,8	10:31'58.175
7	31.322	14.271	27.663	21.993	1'35.249	281,3	10:33'33.424
8	31.224	14.235	27.724	21.871	1'35.054	282,7	10:35'08.478
9	31.229	14.281	<b>27.624</b>	<b>21.841</b>	1'34.975	281,3	10:36'43.453
10	31.176	14.205	27.663	21.902	<b>1'34.946</b>	281,3	10:38'18.399
11	31.720	15.188	28.421	31.796	1'47.125P	269,3	10:40'05.524
12	11'36.750	14.415	27.929	21.991	12'41.085P	280,5	10:52'46.609
13	31.267	14.193	27.662	21.931	1'35.053	283,5	10:54'21.662
14	31.211	14.255	27.685	22.418	1'35.569	285,0	10:55'57.231
15	31.220	14.242	28.112	22.666	1'36.240	286,5	10:57'33.471
16	31.262	14.214	27.737	21.925	1'35.138	284,2	10:59'08.609
17	31.305	<b>14.138</b>	27.755	22.185	1'35.383	285,0	11:00'43.992
18	31.267	14.140	27.822	22.040	1'35.269	<b>288,8</b>	11:02'19.261
19	31.298	14.203	28.082	21.971	1'35.554	285,7	11:03'54.815
20	31.690	14.329	28.200	22.185	1'36.404	282,0	11:05'31.219

**8° 87 R. GARDNER (1'34.988)**

Lap	Seg1	Seg2	Seg3	Seg4	Lap Time	km/h	Local Time
1	31.855	16.555	29.093	23.216	1'36.778	247,1	10:22'13.715
2	31.775	14.810	27.687	22.426	1'36.778	282,0	10:23'50.493
3	31.408	14.396	27.893	22.140	1'35.837	281,3	10:25'26.790
4	42.979	15.721	28.557	22.291	1'49.548	244,3	10:28'52.175
5	31.251	14.282	27.662	22.417	1'35.612	281,3	10:30'27.787
6	31.193	14.266	<b>27.610</b>	22.014	1'35.083	279,8	10:32'02.870
7	31.219	14.222	27.753	22.247	1'35.441	281,3	10:33'38.311
8	31.189	14.272	27.790	22.060	1'35.311	281,3	10:35'13.622
9	31.250	14.340	27.829	34.621	1'48.040P	280,5	10:37'01.662
10	14'45.913	15.019	30.651	23.073	15'54.656P	276,9	10:52'56.318
11	31.539	14.537	27.882	22.475	1'36.433	279,8	10:54'32.751
12	31.613	14.521	27.877	22.092	1'36.103	280,5	10:56'08.854
13	31.269	14.291	27.748	22.160	1'35.468	281,3	10:57'44.322
14	31.296	14.266	27.823	<b>21.913</b>	1'35.298	279,8	10:59'19.620
15	<b>31.142</b>	14.236	27.642	21.968	<b>1'34.988</b>	281,3	11:00'54.608
16	31.321	14.792	34.082	29.117	1'49.312	282,7	11:02'43.920
17	31.454	<b>14.211</b>	27.719	22.078	1'35.462	<b>283,5</b>	11:04'19.382
18	31.192	14.221	27.728	22.070	1'35.211	282,0	11:05'54.593

**9° 9 D. PETRUCCI (1'35.095)**

Lap	Seg1	Seg2	Seg3	Seg4	Lap Time	km/h	Local Time
1	6'04.002	15.711	29.572	31.948	7'10.562P	274,1	10:22'35.855
2	31.901	15.079	28.463	23.018	1'36.687	276,9	10:29'46.417
3	31.576	14.398	27.850	22.019	1'35.843	286,5	10:32'58.947
4	31.460	14.324	27.790	22.041	1'35.615	288,0	10:34'34.562
5	35.301	15.417	28.816	32.395	1'51.929P	275,5	10:36'26.491
6	11'57.094	14.414	28.288	25.962	13'05.758P	285,0	10:49'32.249

**10° 22 A. LOWES (1'35.220)**

Lap	Seg1	Seg2	Seg3	Seg4	Lap Time	km/h	Local Time
1	32.185	15.579	28.912	22.930	1'37.012	271,4	10:22'35.577
2	31.742	14.521	27.773	22.274	1'36.310	281,3	10:24'12.589
3	31.897	14.475	27.684	22.201	1'36.257	280,5	10:27'25.156
4	<b>31.348</b>	14.461	27.760	22.239	1'35.808	<b>288,8</b>	10:29'00.964
5	31.440	14.349	27.694	<b>21.833</b>	1'35.316	282,7	10:30'36.280
6	31.354	14.314	27.589	22.078	1'35.335	277,6	10:32'11.615
7	32.461	14.632	30.202	37.152	1'54.447P	279,8	10:34'06.062
8	12'43.011	15.057	28.695	22.472	13'49.235P	278,4	10:47'55.297
9	31.866	14.447	27.931	22.075	1'36.319	279,1	10:49'31.616
10	32.544	14.765	28.021	22.048	1'37.378	277,6	10:51'08.994
11	31.533	14.339	<b>27.568</b>	21.936	1'35.376	281,3	10:52'44.370
12	31.608	14.260	27.685	22.230	1'35.783	283,5	10:54'20.153
13	31.623	14.286	27.633	22.030	1'35.572	282,0	10:55'55.725
14	31.524	14.408	27.712	22.005	1'35.649	281,3	10:57'31.374
15	31.451	14.276	27.793	22.020	1'35.540	276,9	10:59'06.914
16	31.487	14.374	27.756	22.069	1'35.686	281,3	11:00'42.600
17	31.389	<b>14.250</b>	27.612	21.969	<b>1'35.220</b>	285,7	11:02'17.820
18	37.501	14.754	28.196	22.473	1'42.924	279,1	11:04'00.744
19	31.579	14.264	27.886	22.099	1'35.828	283,5	11:05'36.572

**11° 14 S. LOWES (1'35.283)**

Lap	Seg1	Seg2	Seg3	Seg4	Lap Time	km/h	Local Time
1	32.313	15.898	29.857	23.744	1'37.911	275,5	10:22'41.345
2	31.501	14.788	28.201	22.609	1'36.120	285,0	10:24'19.256
3	31.505	14.426	27.882	22.311	1'36.120	285,7	10:25'55.376
4	31.326	14.387	28.013	22.062	1'35.967	288,8	10:27'31.343
5	32.326	14.593	27.877	22.897	1'37.693	287,2	10:29'09.036
6	31.395	14.249	27.726	22.222	1'35.592	288,0	10:30'44.628
7	31.382	14.420	27.815	22.285	1'35.902	285,0	10:32'20.530
8	35.806	15.105	29.092	33.601	1'53.604P	284,2	10:34'14.134
9	7'55.348	17.026	28.832	22.488	9'03.694P	276,9	10:43'17.828
10	31.529	14.472	27.859	22.611	1'36.471	284,2	10:44'54.299
11	31.562	14.438	27.753	22.149	1'35.902	284,2	10:46'30.201
12	31.521	14.308	27.650	22.040	1'35.519	286,5	10:48'05.720
13	<b>31.317</b>	<b>14.228</b>	27.707	22.132	1'35.384	287,2	10:49'41.104
14	42.460	14.749	29.115	33.270	1'59.594P	<b>289,5</b>	10:51'40.698
15	6'13.272	15.302	28.287	22.404	7'19.265P	274,1	10:58'59.963
16	31.442	14.314	27.655	22.056	1'35.467	285,7	11:00'35.430
17	31.496	14.262	<b>27.601</b>	<b>21.924</b>	<b>1'35.283</b>	288,0	11:02'10.713
18	31.336	14.229	27.760	22.342	1'35.667C	287,2	11:03'46.380
19	40.065	18.323	28.134	22.832	1'49.354	198,9	11:05'35.734

**12° 31 G. GERLOFF (1'35.319)**

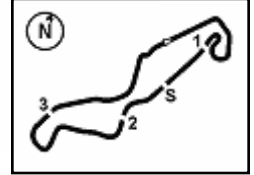
Lap	Seg1	Seg2	Seg3	Seg4	Lap Time	km/h	Local Time
1	32.435	15.687	29.607	23.944	1'38.684C	283,5	10:23'39.249
2	32.291	14.737	28.628	22.788	1'38.444	284,2	10:25'17.693
3	31.497	14.597	27.981	22.249	1'36.324	282,7	10:26'54.017
4	32.340	14.544	27.809	22.895	1'37.588	<b>286,5</b>	10:28'31.605

11/04/2025 P = Pits In/Out - C = Lap Time Cancelled

These data/results cannot be reproduced, stored and/or transmitted in whole or in part by any manner of electronic, mechanical, photocopying, recording, broadcasting or otherwise now known or herein after developed without the previous express consent by the copyright owner, except for reproduction in daily press and regular printed publications on sale to the public within 60 days of the event related to those data/results and always provided that copyright symbol appears together as follows below.

© DORNA WSBK ORGANIZATION Srl 2025





TT Circuit Assen 4.542 m

3 / 4

5	31.248	14.449	27.727	22.258	1'35.682	<b>286,5</b>	10:30'07.287	1	32.186	15.193	28.255	22.404	1'38.038	282,7	10:24'01.372
6	31.125	14.640	<b>27.614</b>	22.254	1'35.633	<b>286,5</b>	10:31'42.920	2	31.479	14.632	28.421	22.124	1'36.656	281,3	10:25'38.028
7	31.201	14.449	27.770	22.191	1'35.611	285,0	10:33'18.531	3	31.444	14.501	27.717	22.087	1'35.749	<b>284,2</b>	10:27'13.777
8	31.251	14.412	27.672	22.250	1'35.585	285,0	10:34'54.116	4	31.507	14.584	27.906	22.199	1'36.196	280,5	10:28'49.973
9	34.967	14.833	28.313	32.195	1'50.308P	285,0	10:36'44.424	5	31.457	14.430	27.701	22.009	1'35.597	277,6	10:30'25.570
10	11'25.114	14.813	28.783	22.425	1'231.135P	282,0	10:49'15.559	6	37.580	15.243	29.761	32.907	1'55.491P	265,4	10:32'21.061
11	31.430	14.479	27.920	22.359	1'36.188	284,2	10:50'51.747	7	6'34.224	14.932	28.473	22.460	1'40.089P	279,1	10:40'01.150
12	31.193	14.647	27.804	22.229	1'35.873	284,2	10:52'27.620	8	31.406	14.663	27.727	22.207	1'36.003	276,2	10:41'37.153
13	31.205	14.475	27.801	22.117	1'35.598	285,7	10:54'03.218	9	31.481	14.605	27.852	22.303	1'36.241	279,8	10:43'13.394
14	31.216	14.378	27.834	22.136	1'35.564	285,7	10:55'38.782	10	31.526	14.499	27.934	36.009	1'49.968P	278,4	10:45'03.362
15	36.397	15.125	28.333	22.363	1'42.218	283,5	10:57'21.000	11	10'11.971	14.848	29.307	22.777	1'11'18.903P	279,8	10:56'22.265
16	<b>31.123</b>	<b>14.358</b>	27.812	<b>22.026</b>	<b>1'35.319</b>	285,0	10:58'56.319	12	31.503	14.572	27.754	22.128	1'35.957	<b>284,2</b>	10:57'58.222
17	31.336	14.409	27.847	22.899	1'36.491	285,7	11:00'32.810	13	35.202	14.586	28.111	22.351	1'40.250	280,5	10:59'38.472
18	31.291	14.479	27.984	22.234	1'35.988	285,7	11:02'08.798	14	31.359	14.465	<b>27.594</b>	22.053	1'35.471	280,5	11:01'13.943
19	31.549	14.968	28.515	22.915	1'37.947	285,0	11:03'46.745	15	<b>31.288</b>	<b>14.311</b>	27.869	<b>21.990</b>	<b>1'35.458</b>	282,7	11:02'49.401
20	31.843	14.640	29.865	42.474	1'58.822P	283,5	11:05'45.567	16	31.455	14.444	27.887	22.443	1'36.229	281,3	11:04'25.630
								17	31.516	14.563	28.219	22.471	1'36.769	280,5	11:06'02.399

**13° 71. LECUONA [1'35.391]**

Lap	Seg1	Seg2	Seg3	Seg4	Lap Time	km/h	Local Time
		16.049	30.224	23.714	276,2	10:22'08.596	
1	32.841	14.988	28.542	22.935	1'39.306	280,5	10:23'47.902
2	32.003	14.668	28.098	22.631	1'37.400	279,8	10:25'25.302
3	31.789	14.607	28.079	22.616	1'37.091	281,3	10:27'02.393
4	31.861	14.551	28.103	33.081	1'47.596P	280,5	10:28'49.989
5	8'41.986	15.123	28.737	22.817	9'48.663P	277,6	10:38'38.652
6	31.912	14.637	28.204	22.323	1'37.076	279,1	10:40'15.728
7	31.690	14.498	28.120	22.255	1'36.563	279,8	10:41'52.291
8	31.584	14.632	28.028	22.419	1'36.663	281,3	10:43'28.954
9	31.640	14.492	28.013	22.328	1'36.473C	280,5	10:45'05.427
10	31.609	14.526	28.140	31.729	1'46.004P	281,3	10:46'51.431
11	8'25.031	14.772	31.107	22.482	9'33.392P	282,0	10:56'24.823
12	31.535	14.477	27.779	22.146	1'35.937	283,5	10:58'00.760
13	31.602	14.368	27.757	22.138	1'35.865	281,3	10:59'36.625
14	31.537	14.379	27.763	22.273	1'35.952	282,0	11:01'12.577
15	31.405	14.410	27.714	22.209	1'35.738	282,7	11:02'48.315
16	35.382	14.396	27.866	22.218	1'39.862	<b>285,7</b>	11:04'28.177
17	<b>31.359</b>	<b>14.309</b>	<b>27.595</b>	<b>22.128</b>	<b>1'35.391</b>	285,0	11:06'03.568

**16° 95 T. MACKENZIE [1'35.637]**

Lap	Seg1	Seg2	Seg3	Seg4	Lap Time	km/h	Local Time
			15.965	30.328	23.504	276,9	10:22'08.761
1	32.976	14.942	28.514	22.905	1'39.337	279,8	10:23'48.098
2	32.067	14.665	27.990	22.677	1'37.399	282,0	10:25'25.497
3	31.811	14.602	28.003	22.663	1'37.079	<b>285,7</b>	10:27'02.576
4	31.906	14.575	28.112	22.513	1'37.106	282,0	10:28'39.682
5	31.720	14.523	28.067	22.441	1'36.751	282,0	10:30'16.433
6	42.719	15.934	29.705	33.622	2'01.980P	258,4	10:32'18.413
7	7'34.229	15.429	28.871	23.250	8'41.779P	276,9	10:41'00.192
8	31.747	14.663	27.954	23.030	1'37.394	281,3	10:42'37.586
9	31.535	14.493	27.977	22.412	1'36.417	279,1	10:44'14.003
10	34.055	15.732	29.916	32.897	1'52.600P	268,0	10:46'06.603
11	11'14.129	14.973	28.519	22.831	12'20.452P	277,6	10:58'27.055
12	31.430	14.391	27.816	22.358	1'35.995	279,8	11:00'03.050
13	<b>31.343</b>	14.339	27.717	22.441	1'35.840	280,5	11:01'38.890
14	31.391	<b>14.302</b>	27.697	22.247	<b>1'35.637</b>	282,0	11:03'14.527
15	37.347	14.920	29.185	23.530	1'44.982	278,4	11:04'59.509
16	31.506	14.407	<b>27.692</b>	<b>22.241</b>	1'35.846	281,3	11:06'35.355

**14° 45 S. REDDING [1'35.400]**

Lap	Seg1	Seg2	Seg3	Seg4	Lap Time	km/h	Local Time
		15.993	29.471	23.361	262,8	10:22'22.319	
1	34.648	14.599	28.254	22.511	1'40.012	289,5	10:24'02.331
2	34.743	14.627	28.307	22.587	1'40.264	285,7	10:25'42.595
3	31.563	14.434	27.928	22.237	1'36.162	285,7	10:27'18.757
4	31.588	14.357	27.822	22.233	1'36.000	287,2	10:28'54.757
5	35.630	14.754	29.892	22.729	1'43.005	285,0	10:30'37.762
6	31.335	14.367	27.777	<b>22.071</b>	1'35.550	288,0	10:32'13.312
7	32.056	14.419	28.256	22.372	1'37.103	286,5	10:33'50.415
8	35.897	14.749	28.407	32.143	1'51.196P	285,0	10:35'41.611
9	9'50.826	14.643	28.472	22.721	10'56.662P	285,0	10:46'38.273
10	31.743	14.783	27.963	22.259	1'36.748	285,7	10:48'15.021
11	31.552	14.325	27.793	22.184	1'35.854	288,0	10:49'50.875
12	<b>31.197</b>	14.276	27.854	22.073	<b>1'35.400</b>	<b>290,3</b>	10:51'26.275
13	31.385	14.306	27.750	22.213	1'35.654	287,2	10:53'01.929
14	31.411	<b>14.220</b>	<b>27.726</b>	22.089	1'35.446	288,0	10:54'37.373
15	31.310	14.349	28.421	22.778	1'36.858	288,8	10:56'14.233
16	31.538	14.609	32.203	32.457	1'50.807P	288,0	10:58'05.040
17	5'44.630	14.657	28.578	22.378	6'50.243P	285,0	11:04'55.283
18	31.427	14.314	27.999	22.424	1'36.164	286,5	11:06'31.447

**17° 5 Y. MONTELLA [1'35.880]**

Lap	Seg1	Seg2	Seg3	Seg4	Lap Time	km/h	Local Time
			16.383	30.206	34.242	240,0	10:22'16.321
1	4'00.524	15.232	28.786	25.088	5'09.630P	276,9	10:27'25.951
2	32.429	14.764	28.061	34.946	1'50.200P	285,7	10:29'16.151
3	4'28.682	14.994	32.914	28.814	5'39.433P	276,2	10:34'55.584
4	31.768	14.994	28.188	32.089	1'47.039P	268,0	10:36'42.623
5	5'09.471	14.784	28.082	22.607	6'14.944P	283,5	10:42'57.567
6	32.116	14.634	28.007	22.627	1'37.384	284,2	10:44'34.951
7	31.571	14.521	27.869	22.608	1'36.569	285,0	10:46'11.520
8	31.544	14.380	<b>27.740</b>	22.289	1'35.953	287,2	10:47'47.473
9	31.463	14.401	27.795	22.243	1'35.902	285,7	10:49'23.375
10	31.421	14.515	27.855	22.223	1'36.014	286,5	10:50'59.389
11	31.465	14.442	27.922	22.259	1'36.088	283,5	10:52'35.477
12	31.535	14.483	<b>27.740</b>	<b>22.178</b>	1'35.936	287,2	10:54'11.413
13	42.248	14.404	27.837	22.477	1'46.966	288,8	10:55'58.379
14	<b>31.390</b>	14.418	27.767	22.305	<b>1'35.880</b>	288,8	10:57'34.259
15	31.440	14.366	27.836	22.359	1'36.001	<b>291,1</b>	10:59'10.260
16	31.491	14.410	27.883	22.426	1'36.210	287,2	11:00'46.470
17	41.515	14.720	28.228	22.454	1'46.917	288,8	11:02'33.387
18	31.646	14.469	27.860	22.237	1'36.212	288,0	11:04'09.599
19	31.543	<b>14.349</b>	27.813	22.273	1'35.978	288,0	11:05'45.577

**15° 47 A. BASSANI [1'35.458]**

Lap	Seg1	Seg2	Seg3	Seg4	Lap Time	km/h	Local Time
		15.552	29.509	23.120	275,5	10:22'23.334	

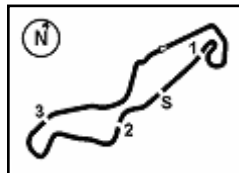
**18° 17 R. VICKERS [1'35.966]**

Lap	Seg1	Seg2	Seg3	Seg4	Lap Time	km/h	Local Time

11/04/2025 P = Pits In/Out - C = Lap Time Cancelled

These data/results cannot be reproduced, stored and/or transmitted in whole or in part by any manner of electronic, mechanical, photocopying, recording, broadcasting or otherwise now known or herein after developed without the previous express consent by the copyright owner, except for reproduction in daily press and regular printed publications on sale to the public within 60 days of the event related to those data/results and always provided that copyright symbol appears together as follows below.

© DORNA WSBK ORGANIZATION Srl 2025



**Pirelli Dutch Round, 11-13 April 2025**  
**Chronological Analysis Free Practice 1st Session**

1	33.150	16.192	29.584	24.565	270,7	10:22'28.780	
2	32.673	14.853	28.690	23.273	1'40.200	283,5	10:24'08.980
3	32.488	15.003	31.080	23.427	1'42.033	286,5	10:25'51.013
4	32.172	14.731	28.263	23.284	1'39.038	285,7	10:27'30.051
5	31.860	14.625	28.001	22.647	1'37.551	285,7	10:29'07.602
6	<b>31.702</b>	14.625	28.048	22.739	1'37.272	285,7	10:30'44.874
7	31.825	15.010	27.789	22.679	1'37.180	288,0	10:32'22.054
8	31.708	14.562	27.991	22.497	1'36.875	285,7	10:33'58.929
9	34.779	14.501	27.903	22.586	1'36.698	286,5	10:35'35.627
10	9'35.928	15.082	28.463	33.579	1'51.903P	283,5	10:37'27.530
11	31.800	16.105	28.393	22.648	10'43.074P	230,8	10:48'10.604
12	31.774	14.560	27.868	22.450	1'36.678	287,2	10:49'47.282
13	31.774	14.537	27.741	22.320	1'36.372	285,0	10:51'23.654
14	31.725	14.468	27.788	22.627	1'36.608	286,5	10:53'00.262
15	31.709	<b>14.363</b>	<b>27.719</b>	<b>22.175</b>	<b>1'35.966</b>	<b>288,8</b>	10:54'36.228
16	31.728	14.433	27.833	22.251	1'36.245	288,0	10:56'12.473
17	35.256	14.789	28.554	32.626	1'51.225P	283,5	10:58'03.698
18	5'07.463	14.582	28.074	22.346	6'12.465P	283,5	11:04'16.163
19	31.752	14.411	27.849	22.401	1'36.413	286,5	11:05'52.576

21° 20 J. O'HALLORAN [1'37.793]							
Lap	Seg1	Seg2	Seg3	Seg4	Lap Time	km/h	Local Time
		16.715	31.111	25.374		259,6	10:22'29.160
1	34.296	15.663	29.337	24.101	1'43.397	274,8	10:24'12.557
2	33.101	15.058	28.865	23.679	1'40.703	<b>280,5</b>	10:25'53.260
3	32.748	15.061	28.784	23.426	1'40.019	278,4	10:27'33.279
4	32.419	14.960	28.603	23.809	1'39.791	279,8	10:29'13.070
5	32.554	14.858	28.459	23.422	1'39.293	277,6	10:30'52.363
6	32.169	14.950	28.430	23.164	1'38.713	276,2	10:32'31.076
7	32.090	14.785	28.260	22.988	1'38.123	278,4	10:34'09.199
8	32.027	14.810	<b>28.234</b>	<b>22.724</b>	1'37.795	279,8	10:35'46.994
9	33.086	15.085	28.756	35.199	1'52.126P	272,0	10:37'39.120
10	10'14.550	15.838	29.494	23.697	11'23.579P	268,7	10:49'02.699
11	32.484	15.016	28.522	23.129	1'39.151	277,6	10:50'41.850
12	32.091	14.821	28.479	22.944	1'38.335	278,4	10:52'20.185
13	32.142	14.771	28.359	22.838	1'38.110	278,4	10:53'58.295
14	32.014	14.735	28.441	22.789	1'37.979	276,9	10:55'36.274
15	<b>31.949</b>	14.848	30.092	23.174	1'40.063	279,8	10:57'16.337
16	32.099	14.745	28.285	22.800	1'37.929	279,1	10:58'54.266
17	31.977	<b>14.698</b>	28.296	22.839	1'37.810	277,6	11:00'32.076
18	39.219	15.004	28.510	22.951	1'45.684	276,9	11:02'17.760
19	32.136	14.732	28.611	23.044	1'38.523	279,1	11:03'56.283
20	32.079	14.705	28.256	22.753	<b>1'37.793</b>	279,1	11:05'34.076

19° 53 T. RABAT [1'35.993]							
Lap	Seg1	Seg2	Seg3	Seg4	Lap Time	km/h	Local Time
		15.396	29.569	23.267		278,4	10:22'23.852
1	32.126	15.134	28.365	22.566	1'38.191	282,0	10:24'02.043
2	31.932	14.718	28.264	22.537	1'37.451	281,3	10:25'39.494
3	31.718	14.598	27.952	22.414	1'36.682	279,8	10:27'16.176
4	31.751	14.832	28.483	22.549	1'37.615	277,6	10:28'53.791
5	31.768	14.663	28.024	22.431	1'36.886	277,6	10:30'30.677
6	32.359	15.209	30.311	22.574	1'40.453	276,9	10:32'11.130
7	34.760	14.642	28.256	22.648	1'40.306	279,1	10:33'51.436
8	31.799	14.509	28.477	22.499	1'37.284	279,1	10:35'28.720
9	34.676	15.730	29.389	33.204	1'52.999P	271,4	10:37'21.719
10	11'21.716	15.534	28.243	22.609	12'28.102P	268,7	10:49'49.821
11	31.905	14.468	28.315	22.647	1'37.335	278,4	10:51'27.156
12	31.552	14.404	28.150	22.311	1'36.417	280,5	10:53'03.573
13	31.450	14.534	31.427	26.080	1'43.491	281,3	10:54'47.064
14	31.795	<b>14.348</b>	27.978	22.259	1'36.380	280,5	10:56'23.444
15	31.599	14.525	27.837	<b>22.108</b>	1'36.069	282,0	10:57'59.513
16	34.289	14.595	28.092	22.218	1'39.194	280,5	10:59'38.707
17	31.454	14.449	27.926	22.164	<b>1'35.993</b>	<b>283,5</b>	11:01'14.700
18	31.506	14.400	27.954	22.165	1'36.025	281,3	11:02'50.725
19	31.707	14.468	27.901	22.250	1'36.326	280,5	11:04'27.051
20	<b>31.442</b>	14.479	<b>27.828</b>	22.369	1'36.118	280,5	11:06'03.169

22° 97 X. VIERGE [1'38.160]							
Lap	Seg1	Seg2	Seg3	Seg4	Lap Time	km/h	Local Time
			15.644	29.497	23.138	<b>280,5</b>	10:22'23.181
1	<b>32.082</b>	<b>15.259</b>	<b>28.304</b>	<b>22.515</b>	<b>1'38.160</b>	278,4	10:24'01.341

23° 21 Z. ZAIDI [1'40.003]							
Lap	Seg1	Seg2	Seg3	Seg4	Lap Time	km/h	Local Time
			17.373	33.830	25.481	229,8	10:22'19.680
1	35.024	16.399	29.606	24.446	1'45.475	251,7	10:24'05.155
2	33.801	15.755	29.035	24.429	1'43.020	276,9	10:25'48.175
3	33.549	15.735	28.901	24.157	1'42.342	276,2	10:27'30.517
4	33.527	15.698	28.842	24.546	1'42.613	275,5	10:29'13.130
5	33.124	15.348	28.800	24.121	1'41.393	<b>279,1</b>	10:30'54.523
6	33.312	16.046	29.199	23.901	1'42.458	276,2	10:32'36.981
7	40.455	15.899	29.380	34.370	2'00.104P	268,7	10:34'37.085
8	7'09.974	15.969	29.476	24.039	8'19.458P	269,3	10:42'56.543
9	33.822	15.574	28.890	23.768	1'42.054	276,9	10:44'38.597
10	32.906	15.499	28.750	23.609	1'40.764	277,6	10:46'19.361
11	32.914	15.410	28.867	23.506	1'40.697	276,9	10:48'00.058
12	33.498	15.481	28.857	23.759	1'41.595	276,9	10:49'41.653
13	43.464	16.574	30.981	34.498	2'05.517P	254,7	10:51'47.170
14	2'44.633	15.799	30.625	23.796	3'54.853P	272,0	10:55'42.023
15	32.777	15.305	28.735	<b>23.479</b>	1'40.296	277,6	10:57'22.319
16	<b>32.611</b>	<b>15.220</b>	<b>28.656</b>	<b>23.516</b>	<b>1'40.003</b>	<b>279,1</b>	10:59'02.322
17	37.510	18.416	29.325	24.459	1'49.710	188,8	11:00'52.032
18	32.858	15.362	28.709	23.914	1'40.843	277,6	11:02'32.875
19	42.182	17.502	29.604	34.639	2'03.927P	231,8	11:04'36.802

20° 99 B. SOFUOGLU [1'36.461]							
Lap	Seg1	Seg2	Seg3	Seg4	Lap Time	km/h	Local Time
		16.396	29.782	23.482		262,1	10:22'14.915
1	33.050	14.886	28.389	22.561	1'38.886	279,8	10:23'53.801
2	32.218	14.830	28.235	23.019	1'38.302	282,0	10:25'32.103
3	31.901	14.474	<b>27.983</b>	22.372	1'36.730	<b>284,2</b>	10:27'08.833
4	<b>31.566</b>	14.669	28.050	<b>22.176</b>	<b>1'36.461</b>	281,3	10:28'45.294
5	32.146	14.869	28.678	22.317	1'38.010	279,8	10:30'23.304
6	32.081	14.886	28.230	22.715	1'37.912	280,5	10:32'01.216
7	31.639	14.693	28.148	22.814	1'37.294	280,5	10:33'38.510
8	31.618	14.529	28.117	22.427	1'36.691	282,0	10:35'15.201
9	35.761	15.529	29.792	34.261	1'55.343P	274,8	10:37'10.544
10	13'37.128	15.126	28.598	23.010	14'43.862P	278,4	10:51'54.406
11	31.942	14.595	28.066	22.497	1'37.100	280,5	10:53'31.506
12	31.892	14.627	28.681	22.577	1'37.777	280,5	10:55'09.283
13	31.697	<b>14.472</b>	28.192	22.438	1'36.799	282,0	10:56'46.082
14	31.640	14.627	28.101	34.763	1'49.131P	279,1	10:58'35.213
15	55.159	15.383	28.297	22.358	2'01.197P	279,1	11:00'36.410
16	31.732	14.667	28.630	22.568	1'37.597	282,7	11:02'14.007
17	31.761	14.483	28.134	22.410	1'36.788	282,7	11:03'50.795

11/04/2025 P = Pits In/Out - C = Lap Time Cancelled

These data/results cannot be reproduced, stored and/or transmitted in whole or in part by any manner of electronic, mechanical, photocopying, recording, broadcasting or otherwise now known or herein after developed without the previous express consent by the copyright owner, except for reproduction in daily press and regular printed publications on sale to the public within 60 days of the event related to those data/results and always provided that copyright symbol appears together as follows below.

© DORNA WSBK ORGANIZATION Srl 2025