

Pirelli Dutch Round, 11-13 April 2025

Results Free Practice 2nd Session

No.	Rider	Nat	Team	Bike	Class	Time	Gap	Rel.	Laps	Speed	
										Avg	Max
1	11 N. BULEGA	ITA	Aruba.it Racing - Ducati	Ducati Panigale V4R		1'33.592			20	174,707	291,1
2	47 A. BASSANI	ITA	bimota by Kawasaki Racing Team	bimota KB998 Rimini		1'33.844	0.252	0.252	17	174,238	285,7
3	1 T. RAZGATLIOGLU	TUR	ROKIT BMW Motorrad WorldSBK Team	BMW M1000RR		1'33.911	0.319	0.067	20	174,114	285,7
4	55 A. LOCATELLI	ITA	Pata Maxus Yamaha	Yamaha YZF R1		1'34.014	0.422	0.103	18	173,923	286,5
5	19 A. BAUTISTA	ESP	Aruba.it Racing - Ducati	Ducati Panigale V4R		1'34.025	0.433	0.011	22	173,903	294,3
6	14 S. LOWES	GBR	ELF Marc VDS Racing Team	Ducati Panigale V4R	IND	1'34.135	0.543	0.110	21	173,699	288,0
7	29 A. IANNONE	ITA	Team Pata Go Eleven	Ducati Panigale V4R	IND	1'34.142	0.550	0.007	14	173,687	291,9
8	9 D. PETRUCCI	ITA	Barni Spark Racing Team	Ducati Panigale V4R	IND	1'34.232	0.640	0.090	21	173,521	291,9
9	60 M. VAN DER MARK	NED	ROKIT BMW Motorrad WorldSBK Team	BMW M1000RR		1'34.360	0.768	0.128	19	173,285	287,2
10	45 S. REDDING	GBR	MGM BONDVO Racing	Ducati Panigale V4R	IND	1'34.422	0.830	0.062	18	173,172	288,8
11	5 Y. MONTELLA	ITA	Barni Spark Racing Team	Ducati Panigale V4R	IND	1'34.490	0.898	0.068	21	173,047	288,8
12	77 D. AEGERTER	SUI	GYTR GRT Yamaha WorldSBK Team	Yamaha YZF R1		1'34.506	0.914	0.016	20	173,018	285,0
13	87 R. GARDNER	AUS	GYTR GRT Yamaha WorldSBK Team	Yamaha YZF R1		1'34.540	0.948	0.034	20	172,955	283,5
14	22 A. LOWES	GBR	bimota by Kawasaki Racing Team	bimota KB998 Rimini		1'34.620	1.028	0.080	24	172,809	285,7
15	97 X. VIERGE	ESP	Honda HRC	Honda CBR1000 RR-R		1'34.715	1.123	0.095	21	172,636	287,2
16	95 T. MACKENZIE	GBR	PETRONAS MIE Honda Racing Team	Honda CBR1000 RR-R	IND	1'34.787	1.195	0.072	16	172,505	283,5
17	31 G. GERLOFF	USA	Kawasaki WorldSBK Team	Kawasaki ZX-10RR		1'34.848	1.256	0.061	22	172,394	288,0
18	53 T. RABAT	ESP	Yamaha Motoxrcing WorldSBK Team	Yamaha YZF R1	IND	1'34.898	1.306	0.050	22	172,303	284,2
19	7 I. LECUONA	ESP	Honda HRC	Honda CBR1000 RR-R		1'35.249	1.657	0.351	19	171,668	285,0
20	99 B. SOFUOGLU	TUR	Yamaha Motoxrcing WorldSBK Team	Yamaha YZF R1	IND	1'35.558	1.966	0.309	7	171,113	285,0
21	20 J. O'HALLORAN	AUS	Pata Maxus Yamaha	Yamaha YZF R1		1'35.559	1.967	0.001	16	171,111	282,0
22	17 R. VICKERS	GBR	Motocorsa Racing	Ducati Panigale V4R	IND	1'35.594	2.002	0.035	15	171,048	287,2
----- Out 105% in this Session -----											
23	21 Z. ZAIDI	MAS	PETRONAS MIE Honda Racing Team	Honda CBR1000 RR-R	IND	1'39.152	5.560	3.558	15	164,910	278,4

Qualifying Lap Time (105% of 1'33.592): 1'38.272

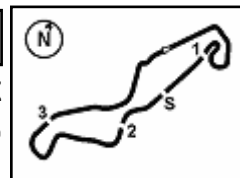
AIR	Humidity:	56%	Temp:	17°C
TRACK	Condition:	Dry	Temp:	26°C

Records	Pole	[SP]	2022 T.Razgatioglu	1'32.934	175,940	Km/h
	Race	[SPRC]	2022 A.Bautista	1'33.620	174,650	Km/h
	All Times	[SP]	2022 T.Razgatioglu	1'32.934	175,940	Km/h

Start 11/04/2025 15:00 End 15:48 The results are provisional until the end of the time limit for protests and appeals and the completion of the technical checks.

These data/results cannot be reproduced, stored and/or transmitted in whole or in part by any manner of electronic, mechanical, photocopying, recording, broadcasting or otherwise now known or herein after developed without the previous express consent by the copyright owner, except for reproduction in daily press and regular printed publications on sale to the public within 60 days of the event related to those data/results and always provided that copyright symbol appears together as follows below.

© DORNA WSBK ORGANIZATION Srl 2025



Pirelli Dutch Round, 11-13 April 2025

Results Free Practice 2nd Session

Session Highlights

Local Time	No. Rider	Description
15.00.00		Start of Session
15.00.12		WorldSBK Pit Intervention Time: Imin 1secs
15.07.30	17 R. VICKERS	#17 Crashed - Turn 1
15.08.27	17 R. VICKERS	#17 Rejoined
15.10.05	22 A. LOWES	#22 Lap Time Cancelled [1'34.776] - Yellow Flag - Turn 1-2
15.10.11	21 Z. ZAIDI	#21 Lap Time Cancelled [1'40.223] - Yellow Flag - Turn 1-2
15.10.17	19 A. BAUTISTA	#19 Lap Time Cancelled [1'37.420] - Yellow Flag - Turn 1-2
15.10.23	29 A. IANNONE	#29 Lap Time Cancelled [1'46.720] - Yellow Flag - Turn 1-2
15.10.29	95 T. MACKENZIE	#95 Lap Time Cancelled [1'37.251] - Yellow Flag - Turn 1-2
15.10.35	11 N. BULEGA	#11 Lap Time Cancelled [1'34.256] - Yellow Flag - Turn 1-2
15.10.40	47 A. BASSANI	#47 Lap Time Cancelled [1'38.456] - Yellow Flag - Turn 1-2
15.10.46	99 B. SOFUOGLU	#99 Lap Time Cancelled [1'36.893] - Yellow Flag - Turn 1-2
15.10.52	7 I. LECUONA	#7 Lap Time Cancelled [1'46.089] - Yellow Flag - Turn 1-2
15.10.58	5 Y. MONTELLA	#5 Lap Time Cancelled [1'36.079] - Yellow Flag - Turn 1-2
15.11.04	53 T. RABAT	#53 Lap Time Cancelled [1'35.875] - Yellow Flag - Turn 1-2
15.11.10	1 T. RAZGATLIOGLU	#1 Lap Time Cancelled [1'34.413] - Yellow Flag - Turn 1-2
15.11.16	9 D. PETRUCCI	#9 Lap Time Cancelled [1'34.632] - Yellow Flag - Turn 1-2
15.11.22	55 A. LOCATELLI	#55 Lap Time Cancelled [1'34.576] - Yellow Flag - Turn 1-2
15.11.28	60 M. VAN DER MARK	#60 Lap Time Cancelled [1'35.275] - Yellow Flag - Turn 1-2
15.14.05	99 B. SOFUOGLU	#99 Stopped with Technical Problem - Turn 7
15.27.29	60 M. VAN DER MARK	#60 Lap Time Cancelled [1'57.920] - Exceeded Track Limits - Turn 18
15.32.58	31 G. GERLOFF	#31 On the Gravel - Rejoined - Turn 17
15.41.14	97 X. VIERGE	#97 Lap Time Cancelled [1'34.662] - Exceeded Track Limits - Turn 18
15.44.03	60 M. VAN DER MARK	#60 Lap Time Cancelled [1'35.419] - Exceeded Track Limits - Turn 18
15.44.18	97 X. VIERGE	#97 Lap Time Cancelled [1'36.850] - Exceeded Track Limits - Turn 18
15.45.55	5 Y. MONTELLA	#5 On the Gravel - Rejoined - Turn 15
15.46.59	14 S. LOWES	#14 Lap Time Cancelled [1'34.542] - Yellow Flag - Turn 15
15.47.05	5 Y. MONTELLA	#5 Lap Time Cancelled [1'53.434] - Yellow Flag - Turn 15
15.47.11	19 A. BAUTISTA	#19 Lap Time Cancelled [1'34.752] - Yellow Flag - Turn 15
15.48.32		End of Session

Fastest Laps Sequence

No.	Rider	Nat	Team	Bike	Local Time	Time	Gap	Avg
45	S. REDDING	GBR	MGM BONDVO Racing	Ducati Panigale V4R	15:03'27.776	1'35.884		170,531
47	A. BASSANI	ITA	bimota by Kawasaki Racing Team	bimota KB998 Rimini	15:03'27.908	1'34.758	-1.126	172,557
55	A. LOCATELLI	ITA	Pata Maxus Yamaha	Yamaha YZF R1	15:03'38.932	1'34.669	-0.089	172,720
47	A. BASSANI	ITA	bimota by Kawasaki Racing Team	bimota KB998 Rimini	15:05'02.230	1'34.322	-0.347	173,355
14	S. LOWES	GBR	ELF Marc VDS Racing Team	Ducati Panigale V4R	15:05'39.267	1'34.288	-0.034	173,418
11	N. BULEGA	ITA	Aruba.it Racing - Ducati	Ducati Panigale V4R	15:06'26.411	1'34.241	-0.047	173,504
14	S. LOWES	GBR	ELF Marc VDS Racing Team	Ducati Panigale V4R	15:10'22.750	1'34.135	-0.106	173,699
19	A. BAUTISTA	ESP	Aruba.it Racing - Ducati	Ducati Panigale V4R	15:10'46.931	1'34.025	-0.110	173,903
11	N. BULEGA	ITA	Aruba.it Racing - Ducati	Ducati Panigale V4R	15:11'08.927	1'33.933	-0.092	174,073
11	N. BULEGA	ITA	Aruba.it Racing - Ducati	Ducati Panigale V4R	15:12'42.838	1'33.911	-0.022	174,114
1	T. RAZGATLIOGLU	TUR	ROKIT BMW Motorrad WorldSBK Team	BMW M1000RR	15:26'11.853	1'33.911		174,114
11	N. BULEGA	ITA	Aruba.it Racing - Ducati	Ducati Panigale V4R	15:32'36.888	1'33.825	-0.086	174,273
11	N. BULEGA	ITA	Aruba.it Racing - Ducati	Ducati Panigale V4R	15:43'29.079	1'33.592	-0.233	174,707

11/04/2025 Start 15:00 End 15:48 The results are provisional until the end of the time limit for protests and appeals and the completion of the technical checks.

These data/results cannot be reproduced, stored and/or transmitted in whole or in part by any manner of electronic, mechanical, photocopying, recording, broadcasting or otherwise now known or herein after developed without the previous express consent by the copyright owner, except for reproduction in daily press and regular printed publications on sale to the public within 60 days of the event related to those data/results and always provided that copyright symbol appears together as follows below.

© DORNA WSBK ORGANIZATION Srl 2025

Pirelli Dutch Round, 11-13 April 2025

Free Practices Combined Results

No.	Rider	Nat	Team	Bike	Class	FP1	FP2	Time	Gap	Rel.	Avg	LL
1	11 N. BULEGA	ITA	Aruba.it Racing - Ducati	Ducati Panigale V4R		1'34.637	1'33.592	1'33.592			174,707	41
2	47 A. BASSANI	ITA	bimota by Kawasaki Racing Team	bimota KB998 Rimini		1'35.458	1'33.844	1'33.844	0.252	0.252	174,238	34
3	1 T. RAZGATLIOGLU	TUR	ROKiT BMW Motorrad WorldSBK Team	BMW M1000RR		1'34.467	1'33.911	1'33.911	0.319	0.067	174,114	35
4	55 A. LOCATELLI	ITA	Pata Maxus Yamaha	Yamaha YZF R1		1'34.946	1'34.014	1'34.014	0.422	0.103	173,923	38
5	19 A. BAUTISTA	ESP	Aruba.it Racing - Ducati	Ducati Panigale V4R		1'34.365	1'34.025	1'34.025	0.433	0.011	173,903	41
6	14 S. LOWES	GBR	ELF Marc VDS Racing Team	Ducati Panigale V4R	IND	1'35.283	1'34.135	1'34.135	0.543	0.110	173,699	39
7	29 A. IANNONE	ITA	Team Pata Go Eleven	Ducati Panigale V4R	IND	1'34.760	1'34.142	1'34.142	0.550	0.007	173,687	31
8	9 D. PETRUCCI	ITA	Barni Spark Racing Team	Ducati Panigale V4R	IND	1'35.095	1'34.232	1'34.232	0.640	0.090	173,521	37
9	60 M. VAN DER MARK	NED	ROKiT BMW Motorrad WorldSBK Team	BMW M1000RR		1'34.936	1'34.360	1'34.360	0.768	0.128	173,285	36
10	45 S. REDDING	GBR	MGM BONDVO Racing	Ducati Panigale V4R	IND	1'35.400	1'34.422	1'34.422	0.830	0.062	173,172	36
11	5 Y. MONTELLA	ITA	Barni Spark Racing Team	Ducati Panigale V4R	IND	1'35.880	1'34.490	1'34.490	0.898	0.068	173,047	40
12	77 D. AEGERTER	SUI	GYTR GRT Yamaha WorldSBK Team	Yamaha YZF R1		1'34.865	1'34.506	1'34.506	0.914	0.016	173,018	42
13	87 R. GARDNER	AUS	GYTR GRT Yamaha WorldSBK Team	Yamaha YZF R1		1'34.988	1'34.540	1'34.540	0.948	0.034	172,955	38
14	22 A. LOWES	GBR	bimota by Kawasaki Racing Team	bimota KB998 Rimini		1'35.220	1'34.620	1'34.620	1.028	0.080	172,809	43
15	97 X. VIERGE	ESP	Honda HRC	Honda CBR1000 RR-R		1'38.160	1'34.715	1'34.715	1.123	0.095	172,636	22
16	95 T. MACKENZIE	GBR	PETRONAS MIE Honda Racing Team	Honda CBR1000 RR-R	IND	1'35.637	1'34.787	1'34.787	1.195	0.072	172,505	32
17	31 G. GERLOFF	USA	Kawasaki WorldSBK Team	Kawasaki ZX-10RR		1'35.319	1'34.848	1'34.848	1.256	0.061	172,394	42
18	53 T. RABAT	ESP	Yamaha Motoxrcing WorldSBK Team	Yamaha YZF R1	IND	1'35.993	1'34.898	1'34.898	1.306	0.050	172,303	42
19	7 I. LECUONA	ESP	Honda HRC	Honda CBR1000 RR-R		1'35.391	1'35.249	1'35.249	1.657	0.351	171,668	36
20	99 B. SOFUOGLU	TUR	Yamaha Motoxrcing WorldSBK Team	Yamaha YZF R1	IND	1'36.461	1'35.558	1'35.558	1.966	0.309	171,113	25
21	20 J. O'HALLORAN	AUS	Pata Maxus Yamaha	Yamaha YZF R1		1'37.793	1'35.559	1'35.559	1.967	0.001	171,111	36
22	17 R. VICKERS	GBR	Motocorsa Racing	Ducati Panigale V4R	IND	1'35.966	1'35.594	1'35.594	2.002	0.035	171,048	33
23	21 Z. ZAIDI	MAS	PETRONAS MIE Honda Racing Team	Honda CBR1000 RR-R	IND	1'40.003	1'39.152	1'39.152	5.560	3.558	164,910	34

11/04/2025

These data/results cannot be reproduced, stored and/or transmitted in whole or in part by any manner of electronic, mechanical, photocopying, recording, broadcasting or otherwise now known or herein after developed without the previous express consent by the copyright owner, except for reproduction in daily press and regular printed publications on sale to the public within 60 days of the event related to those data/results and always provided that copyright symbol appears together as follows below.

© DORNA WSBK ORGANIZATION Srl 2025

Pirelli Dutch Round, 11-13 April 2025

Best Sectors & Speed Free Practice 2nd Session

BEST LAP		
1	11 N. BULEGA	Ducati Panigale V4R 1'33.592
2	47 A. BASSANI	bimota KB998 Rimini 1'33.844
3	1 T. RAZGATLIOGLU	BMW M1000RR 1'33.911
4	55 A. LOCATELLI	Yamaha YZF R1 1'34.014
5	19 A. BAUTISTA	Ducati Panigale V4R 1'34.025
6	14 S. LOWES	Ducati Panigale V4R 1'34.135
7	29 A. IANNONE	Ducati Panigale V4R 1'34.142
8	9 D. PETRUCCI	Ducati Panigale V4R 1'34.232
9	60 M. VAN DER MARK	BMW M1000RR 1'34.360
10	45 S. REDDING	Ducati Panigale V4R 1'34.422
11	5 Y. MONTELLA	Ducati Panigale V4R 1'34.490
12	77 D. AEGERTER	Yamaha YZF R1 1'34.506
13	87 R. GARDNER	Yamaha YZF R1 1'34.540
14	22 A. LOWES	bimota KB998 Rimini 1'34.620
15	97 X. VIERGE	Honda CBR1000 RR-R 1'34.715
16	95 T. MACKENZIE	Honda CBR1000 RR-R 1'34.787
17	31 G. GERLOFF	Kawasaki ZX-10RR 1'34.848
18	53 T. RABAT	Yamaha YZF R1 1'34.898
19	7 I. LECUONA	Honda CBR1000 RR-R 1'35.249
20	99 B. SOFUOGLU	Yamaha YZF R1 1'35.558
21	20 J. O'HALLORAN	Yamaha YZF R1 1'35.559
22	17 R. VICKERS	Ducati Panigale V4R 1'35.594
23	21 Z. ZAIDI	Honda CBR1000 RR-R 1'39.152

SPEED		
1	19 A. BAUTISTA	Ducati Panigale V4R 294,3
2	9 D. PETRUCCI	Ducati Panigale V4R 291,9
3	29 A. IANNONE	Ducati Panigale V4R 291,9
4	11 N. BULEGA	Ducati Panigale V4R 291,1
5	5 Y. MONTELLA	Ducati Panigale V4R 288,8
6	45 S. REDDING	Ducati Panigale V4R 288,8
7	14 S. LOWES	Ducati Panigale V4R 288,0
8	31 G. GERLOFF	Kawasaki ZX-10RR 288,0
9	97 X. VIERGE	Honda CBR1000 RR-R 287,2
10	60 M. VAN DER MARK	BMW M1000RR 287,2
11	17 R. VICKERS	Ducati Panigale V4R 287,2
12	55 A. LOCATELLI	Yamaha YZF R1 286,5
13	47 A. BASSANI	bimota KB998 Rimini 285,7
14	22 A. LOWES	bimota KB998 Rimini 285,7
15	1 T. RAZGATLIOGLU	BMW M1000RR 285,7
16	7 I. LECUONA	Honda CBR1000 RR-R 285,0
17	99 B. SOFUOGLU	Yamaha YZF R1 285,0
18	77 D. AEGERTER	Yamaha YZF R1 285,0
19	53 T. RABAT	Yamaha YZF R1 284,2
20	87 R. GARDNER	Yamaha YZF R1 283,5
21	95 T. MACKENZIE	Honda CBR1000 RR-R 283,5
22	20 J. O'HALLORAN	Yamaha YZF R1 282,0
23	21 Z. ZAIDI	Honda CBR1000 RR-R 278,4

SEG. 1		SEG. 2		SEG. 3		SEG. 4	
1	1 T. RAZGATLIOGLU 30.811	1	55 A. LOCATELLI 13.923	1	11 N. BULEGA 27.171	1	55 A. LOCATELLI 21.559
2	11 N. BULEGA 30.824	2	29 A. IANNONE 13.926	2	19 A. BAUTISTA 27.269	2	11 N. BULEGA 21.593
3	19 A. BAUTISTA 30.831	3	11 N. BULEGA 13.946	3	47 A. BASSANI 27.274	3	47 A. BASSANI 21.608
4	47 A. BASSANI 30.861	4	9 D. PETRUCCI 13.955	4	14 S. LOWES 27.284	4	14 S. LOWES 21.622
5	55 A. LOCATELLI 30.897	5	19 A. BAUTISTA 14.011	5	1 T. RAZGATLIOGLU 27.299	5	1 T. RAZGATLIOGLU 21.665
6	97 X. VIERGE 30.927	6	1 T. RAZGATLIOGLU 14.019	6	29 A. IANNONE 27.359	6	29 A. IANNONE 21.676
7	77 D. AEGERTER 30.929	7	87 R. GARDNER 14.040	7	9 D. PETRUCCI 27.361	7	60 M. VAN DER MARK 21.689
8	9 D. PETRUCCI 30.956	8	14 S. LOWES 14.044	8	22 A. LOWES 27.368	8	87 R. GARDNER 21.710
9	60 M. VAN DER MARK 30.968	9	45 S. REDDING 14.052	9	55 A. LOCATELLI 27.375	9	9 D. PETRUCCI 21.742
10	29 A. IANNONE 31.005	10	5 Y. MONTELLA 14.055	10	77 D. AEGERTER 27.385	10	22 A. LOWES 21.746
11	95 T. MACKENZIE 31.009	11	22 A. LOWES 14.069	11	5 Y. MONTELLA 27.394	11	45 S. REDDING 21.750
12	87 R. GARDNER 31.015	12	47 A. BASSANI 14.101	12	95 T. MACKENZIE 27.421	12	19 A. BAUTISTA 21.808
13	5 Y. MONTELLA 31.019	13	53 T. RABAT 14.193	13	53 T. RABAT 27.472	13	77 D. AEGERTER 21.816
14	22 A. LOWES 31.027	14	77 D. AEGERTER 14.193	14	60 M. VAN DER MARK 27.493	14	5 Y. MONTELLA 21.821
15	14 S. LOWES 31.053	15	31 G. GERLOFF 14.198	15	97 X. VIERGE 27.496	15	31 G. GERLOFF 21.892
16	45 S. REDDING 31.078	16	95 T. MACKENZIE 14.205	16	45 S. REDDING 27.505	16	97 X. VIERGE 21.967
17	31 G. GERLOFF 31.091	17	60 M. VAN DER MARK 14.210	17	31 G. GERLOFF 27.509	17	53 T. RABAT 21.968
18	20 J. O'HALLORAN 31.182	18	17 R. VICKERS 14.221	18	99 B. SOFUOGLU 27.513	18	95 T. MACKENZIE 21.989
19	53 T. RABAT 31.195	19	7 I. LECUONA 14.247	19	87 R. GARDNER 27.523	19	99 B. SOFUOGLU 21.996
20	7 I. LECUONA 31.236	20	97 X. VIERGE 14.284	20	7 I. LECUONA 27.599	20	7 I. LECUONA 22.053
21	99 B. SOFUOGLU 31.314	21	99 B. SOFUOGLU 14.295	21	17 R. VICKERS 27.620	21	17 R. VICKERS 22.088
22	17 R. VICKERS 31.516	22	20 J. O'HALLORAN 14.390	22	20 J. O'HALLORAN 27.662	22	20 J. O'HALLORAN 22.260
23	21 Z. ZAIDI 32.243	23	21 Z. ZAIDI 15.031	23	21 Z. ZAIDI 28.395	23	21 Z. ZAIDI 23.191

11/04/2025

These data/results cannot be reproduced, stored and/or transmitted in whole or in part by any manner of electronic, mechanical, photocopying, recording, broadcasting or otherwise now known or herein after developed without the previous express consent by the copyright owner, except for reproduction in daily press and regular printed publications on sale to the public within 60 days of the event related to those data/results and always provided that copyright symbol appears together as follows below.

© DORNA WSBK ORGANIZATION Srl 2025

Pirelli Dutch Round, 11-13 April 2025

Ideal Times Free Practice 2nd Session

No.	Rider	Nat	Bike	Seg. 1	Seg. 2	Seg. 3	Seg. 4	Ideal Time		
				Diff. 1	Diff. 2	Diff. 3	Diff. 4	Best Lap	Pos.	Diff.
1	11 N. BULEGA	ITA	Ducati Panigale V4R	30.824	13.946 +0.011	27.171 +0.047	21.593	1'33.534 1'33.592	1	0.058
2	55 A. LOCATELLI	ITA	Yamaha YZF R1	30.897 +0.056	13.923 +0.077	27.375	21.559 +0.127	1'33.754 1'34.014	4	0.260
3	1 T. RAZGATLIOGLU	TUR	BMW M1000RR	30.811	14.019	27.299 +0.055	21.665 +0.062	1'33.794 1'33.911	3	0.117
4	47 A. BASSANI	ITA	bimota KB998 Rimini	30.861	14.101	27.274	21.608	1'33.844 1'33.844	2	
5	19 A. BAUTISTA	ESP	Ducati Panigale V4R	30.831	14.011 +0.034	27.269 +0.011	21.808 +0.061	1'33.919 1'34.025	5	0.106
6	29 A. IANNOE	ITA	Ducati Panigale V4R	31.005 +0.020	13.926 +0.156	27.359	21.676	1'33.966 1'34.142	7	0.176
7	14 S. LOWES	GBR	Ducati Panigale V4R	31.053 +0.015	14.044 +0.075	27.284 +0.042	21.622	1'34.003 1'34.135	6	0.132
8	9 D. PETRUCCI	ITA	Ducati Panigale V4R	30.956 +0.024	13.955	27.361 +0.072	21.742 +0.122	1'34.014 1'34.232	8	0.218
9	22 A. LOWES	GBR	bimota KB998 Rimini	31.027 +0.230	14.069 +0.022	27.368 +0.158	21.746	1'34.210 1'34.620	14	0.410
10	87 R. GARDNER	AUS	Yamaha YZF R1	31.015 +0.030	14.040 +0.010	27.523 +0.212	21.710	1'34.288 1'34.540	13	0.252
11	5 Y. MONTELLA	ITA	Ducati Panigale V4R	31.019	14.055 +0.143	27.394 +0.058	21.821	1'34.289 1'34.490	11	0.201
12	77 D. AEGERTER	SUI	Yamaha YZF R1	30.929 +0.128	14.193 +0.007	27.385 +0.048	21.816	1'34.323 1'34.506	12	0.183
13	60 M. VAN DER MARK	NED	BMW M1000RR	30.968	14.210	27.493	21.689	1'34.360 1'34.360	9	
14	45 S. REDDING	GBR	Ducati Panigale V4R	31.078 +0.037	14.052	27.505	21.750	1'34.385 1'34.422	10	0.037
15	95 T. MACKENZIE	GBR	Honda CBR1000 RR-R	31.009	14.205 +0.163	27.421	21.989	1'34.624 1'34.787	16	0.163
16	97 X. VIERGE	ESP	Honda CBR1000 RR-R	30.927 +0.001	14.284 +0.035	27.496	21.967 +0.005	1'34.674 1'34.715	15	0.041
17	31 G. GERLOFF	USA	Kawasaki ZX-10RR	31.091	14.198 +0.132	27.509 +0.026	21.892	1'34.690 1'34.848	17	0.158
18	53 T. RABAT	ESP	Yamaha YZF R1	31.195	14.193 +0.045	27.472	21.968 +0.025	1'34.828 1'34.898	18	0.070
19	99 B. SOFUOGLU	TUR	Yamaha YZF R1	31.314 +0.068	14.295	27.513 +0.098	21.996 +0.274	1'35.118 1'35.558	20	0.440
20	7 I. LECUONA	ESP	Honda CBR1000 RR-R	31.236 +0.078	14.247	27.599 +0.036	22.053	1'35.135 1'35.249	19	0.114
21	17 R. VICKERS	GBR	Ducati Panigale V4R	31.516 +0.009	14.221	27.620	22.088 +0.140	1'35.445 1'35.594	22	0.149
22	20 J. O'HALLORAN	AUS	Yamaha YZF R1	31.182	14.390	27.662 +0.065	22.260	1'35.494 1'35.559	21	0.065
23	21 Z. ZAIDI	MAS	Honda CBR1000 RR-R	32.243 +0.012	15.031 +0.027	28.395 +0.130	23.191 +0.123	1'38.860 1'39.152	23	0.292
Overall Ideal Time				30.811	13.923	27.171	21.559	1'33.464		

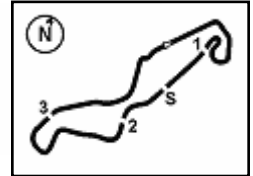
11/04/2025

These data/results cannot be reproduced, stored and/or transmitted in whole or in part by any manner of electronic, mechanical, photocopying, recording, broadcasting or otherwise now known or herein after developed without the previous express consent by the copyright owner, except for reproduction in daily press and regular printed publications on sale to the public within 60 days of the event related to those data/results and always provided that copyright symbol appears together as follows below.

© DORNA WSBK ORGANIZATION Srl 2025

FICR PERUGIA TIMING





TT Circuit Assen 4.542 m

Pirelli Dutch Round, 11-13 April 2025

Chronological Analysis Free Practice 2nd Session

1 / 5

1° 11 N. BULEGA [1'33.592]							
Lap	Seg1	Seg2	Seg3	Seg4	Lap Time	km/h	Local Time
1	31.339	15.313	28.198	22.060	1'34.704	255,3	15:03'17.466
2	31.023	14.101	27.473	21.785	1'34.241	286,5	15:04'52.170
3	31.232	14.126	27.313	21.656	1'34.327	287,2	15:08'00.738
4	31.220	14.085	27.262	21.689	1'34.256C	288,0	15:09'34.994
5	31.031	14.040	27.171	21.691	1'33.933	287,2	15:11'08.927
6	31.061	13.946	27.296	21.608	1'33.911	286,5	15:12'42.838
7	31.011	13.998	27.389	32.165	1'44.563P	288,0	15:14'27.401
8	4'57.602	14.427	27.592	22.090	6'01.711P	285,7	15:20'29.112
9	31.504	14.062	27.336	31.988	1'44.890P	285,0	15:22'14.002
10	3'01.231	14.885	27.668	22.080	4'05.864P	274,1	15:26'19.866
11	31.068	14.137	27.350	21.655	1'34.210	288,8	15:27'54.076
12	31.131	14.027	27.410	22.001	1'34.569	291,1	15:29'28.645
13	30.993	13.973	27.419	22.033	1'34.418	289,5	15:31'03.603
14	30.844	14.039	27.267	21.675	1'33.825	287,2	15:32'36.888
15	30.866	14.020	27.280	21.734	1'33.900	288,8	15:34'10.788
16	30.962	14.150	28.780	32.089	1'45.981P	287,2	15:35'56.769
17	3'20.799	14.719	27.678	21.615	4'24.811P	272,7	15:40'21.580
18	31.033	13.960	27.282	21.632	1'33.907	288,0	15:41'55.487
19	30.824	13.957	27.218	21.593	1'33.592	288,8	15:43'29.079
20	30.952	14.021	27.259	21.637	1'33.869	288,0	15:45'02.948

17	30.972	15.657	29.264	22.188	1'38.081	282,7	15:35'41.625
18	31.081	14.531	28.178	31.842	1'45.632P	283,5	15:37'27.257
19	6'11.517	14.291	27.734	21.855	7'15.397P	283,5	15:44'42.654
20	31.028	14.091	27.508	21.665	1'34.292	285,7	15:46'16.946

2° 47 A. BASSANI [1'33.844]							
Lap	Seg1	Seg2	Seg3	Seg4	Lap Time	km/h	Local Time
1	31.219	15.226	28.742	22.559	1'34.758	285,0	15:01'53.150
2	31.037	14.190	27.381	21.714	1'34.322	285,0	15:05'02.230
3	30.992	14.180	27.589	21.851	1'34.612	281,3	15:06'36.842
4	31.222	14.210	27.485	21.847	1'34.764	279,8	15:08'11.606
5	33.290	14.760	28.238	22.168	1'38.456C	278,4	15:09'50.062
6	31.041	14.199	27.501	21.746	1'34.487	281,3	15:11'24.549
7	33.365	14.613	28.083	32.253	1'48.314P	279,8	15:13'12.863
8	6'46.612	14.615	28.103	22.125	7'51.455P	285,7	15:21'04.318
9	31.299	14.216	27.529	21.987	1'35.031	279,1	15:22'39.349
10	31.232	14.253	27.586	21.873	1'34.944	281,3	15:24'14.293
11	31.128	14.246	27.612	21.891	1'34.877	280,5	15:25'49.170
12	31.107	14.211	27.533	21.880	1'34.731	282,0	15:27'23.901
13	33.733	14.921	28.917	32.816	1'50.387P	279,8	15:29'14.288
14	10'22.964	14.534	30.425	22.100	11'30.023P	278,4	15:40'44.311
15	30.861	14.101	27.274	21.608	1'33.844	280,5	15:42'18.155
16	31.056	14.196	27.439	21.815	1'34.506	283,5	15:43'52.661
17	31.000	14.145	27.422	21.649	1'34.216	281,3	15:45'26.877

4° 55 A. LOCATELLI [1'34.014]							
Lap	Seg1	Seg2	Seg3	Seg4	Lap Time	km/h	Local Time
1	31.133	14.609	28.278	22.593	1'34.669	283,5	15:02'04.263
2	30.976	14.091	27.418	21.849	1'34.334	283,5	15:05'13.266
3	31.047	14.059	27.534	21.753	1'34.393	283,5	15:06'47.659
4	31.032	14.072	27.644	21.810	1'34.558	285,7	15:08'22.217
5	31.135	14.122	27.517	21.802	1'34.576C	282,7	15:09'56.793
6	30.938	14.041	27.566	21.941	1'34.486	284,2	15:11'31.279
7	31.150	14.145	27.696	21.925	1'34.916	286,5	15:13'06.195
8	31.152	14.124	27.666	22.051	1'34.993	285,0	15:14'41.188
9	31.215	14.104	27.704	31.050	1'44.073P	282,0	15:16'25.261
10	10'31.279	14.437	27.779	22.608	11'36.103P	274,8	15:28'01.364
11	31.188	14.201	27.586	21.868	1'34.843	282,0	15:29'36.207
12	31.267	14.105	27.608	21.918	1'34.898	281,3	15:31'11.105
13	31.135	14.153	27.780	21.789	1'34.857	280,5	15:32'45.962
14	31.292	14.230	27.697	31.159	1'44.378P	280,5	15:34'30.340
15	4'46.099	15.546	28.377	21.559	5'51.581P	244,3	15:40'21.921
16	31.123	13.923	27.431	21.793	1'34.270	285,7	15:41'56.191
17	30.897	13.994	27.506	21.701	1'34.098	283,5	15:43'30.289
18	30.953	14.000	27.375	21.686	1'34.014	282,7	15:45'04.303

3° 1 T. RAZGATLIOGLU [1'33.911]							
Lap	Seg1	Seg2	Seg3	Seg4	Lap Time	km/h	Local Time
1	31.507	14.851	28.543	22.286	1'35.440	279,8	15:02'01.122
2	31.224	14.333	27.667	21.933	1'34.802	282,7	15:03'36.562
3	31.140	14.116	27.678	21.812	1'34.746	285,7	15:06'46.110
4	31.107	14.180	27.507	21.818	1'34.612	283,5	15:08'20.722
5	30.984	14.027	27.659	21.743	1'34.413C	285,7	15:09'55.135
6	31.504	14.308	27.609	21.972	1'35.393	281,3	15:11'30.528
7	31.264	14.366	27.730	31.838	1'45.198P	281,3	15:13'15.726
8	7'07.760	14.715	28.137	21.941	8'12.553P	281,3	15:21'28.279
9	31.051	14.315	28.089	22.161	1'35.616	282,7	15:23'03.895
10	30.947	14.061	27.299	21.740	1'34.047	283,5	15:24'37.942
11	30.811	14.019	27.354	21.727	1'33.911	284,2	15:26'11.853
12	30.852	14.027	27.431	21.743	1'34.053	285,0	15:27'45.906
13	30.970	14.048	27.383	21.791	1'34.192	285,7	15:29'20.098
14	30.998	14.057	27.580	21.832	1'34.467	284,2	15:30'54.565
15	31.011	14.158	27.468	21.863	1'34.500	283,5	15:32'29.065
16	30.983	14.148	27.542	21.806	1'34.479	283,5	15:34'03.544

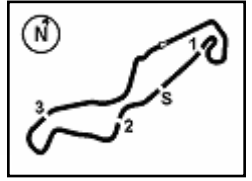
5° 19 A. BAUTISTA [1'34.025]							
Lap	Seg1	Seg2	Seg3	Seg4	Lap Time	km/h	Local Time
1	31.383	15.209	28.175	22.361	1'35.232	276,2	15:02'51.501
2	31.088	14.312	27.537	22.000	1'35.232	289,5	15:04'26.733
3	31.088	14.202	27.269	21.861	1'34.420	288,0	15:06'01.153
4	30.993	14.192	27.294	21.854	1'34.333	291,1	15:07'35.486
5	33.688	14.251	27.373	22.108	1'37.420C	290,3	15:09'12.906
6	30.831	14.045	27.280	21.869	1'34.025	291,1	15:10'46.931
7	31.027	14.088	27.399	21.946	1'34.460	291,9	15:12'21.391
8	31.081	14.146	27.507	21.808	1'34.542	290,3	15:13'55.933
9	31.074	14.238	27.484	21.920	1'34.716	291,9	15:15'30.649
10	31.071	14.077	27.431	21.856	1'34.435	292,7	15:17'05.084
11	36.418	14.473	27.691	31.478	1'50.060P	288,8	15:18'55.144
12	6'02.453	14.272	27.722	22.324	7'06.771P	291,1	15:26'01.915
13	31.196	14.069	27.380	21.982	1'34.627	291,9	15:27'36.542
14	31.129	14.011	27.547	31.806	1'44.493P	294,3	15:29'21.035
15	3'07.978	14.339	27.672	22.022	4'12.011P	288,8	15:33'33.046
16	31.056	14.080	27.422	22.007	1'34.565	291,1	15:35'07.611
17	31.048	14.210	27.582	21.944	1'34.784	289,5	15:36'42.395
18	31.116	14.098	27.485	21.872	1'34.571	291,1	15:38'16.966
19	31.029	14.104	27.509	21.896	1'34.538	290,3	15:39'51.504
20	30.961	14.127	27.469	21.992	1'34.549	292,7	15:41'26.053
21	31.000	14.079	27.456	21.967	1'34.502	291,1	15:43'00.555
22	31.010	14.180	28.432	22.152	1'35.774	292,7	15:44'36.329
23	31.004	14.141	27.557	22.050	1'34.752C	291,1	15:46'11.081

6° 14 S. LOWES [1'34.135]							
Lap	Seg1	Seg2	Seg3	Seg4	Lap Time	km/h	Local Time
1	31.275	15.094	28.393	22.504	1'34.842	276,2	15:02'30.137
2	31.128	14.106	27.369	22.092	1'34.842	286,5	15:04'04.979
3	31.149	14.094	27.311	21.755	1'34.288	288,0	15:05'39.267
4	31.149	14.269	27.557	21.869	1'34.844	286,5	15:07'14.111
5	31.132	14.172	27.288	21.912	1'34.504	284,2	15:08'48.615
6	31.068	14.119	27.326	21.622	1'34.135	288,0	15:10'22.750
7	31.131	14.174	27.722	21.821	1'34.848	288,0	15:11'57.598
8	31.116	14.108	27.284	21.675	1'34.183	286,5	15:13'31.781

11/04/2025 P = Pits In/Out - C = Lap Time Cancelled

These data/results cannot be reproduced, stored and/or transmitted in whole or in part by any manner of electronic, mechanical, photocopying, recording, broadcasting or otherwise now known or herein after developed without the previous express consent by the copyright owner, except for reproduction in daily press and regular printed publications on sale to the public within 60 days of the event related to those data/results and always provided that copyright symbol appears together as follows below.

© DORNA WSBK ORGANIZATION Srl 2025



TT Circuit Assen 4.542 m

Pirelli Dutch Round, 11-13 April 2025
Chronological Analysis Free Practice 2nd Session

2 / 5

8	31.117	14.072	27.458	21.846	1'34.493	288,0	15:15'06.274
9	31.196	14.181	27.319	21.735	1'34.431	285,7	15:16'40.705
10	31.175	14.122	27.498	21.796	1'34.591	286,5	15:18'15.296
11	31.053	14.108	27.440	21.883	1'34.484	285,0	15:19'49.780
12	31.153	14.180	27.419	21.806	1'34.558	284,2	15:21'24.338
13	31.223	14.122	27.581	22.133	1'35.059	286,5	15:22'59.397
14	31.309	14.192	27.476	21.948	1'34.925	288,0	15:24'34.322
15	42.228	15.049	28.939	34.485	2'00.701P	278,4	15:26'35.023
16	10'30.548	14.484	27.877	22.185	1'35.094P	282,7	15:38'10.117
17	31.650	14.580	27.805	21.901	1'35.936	285,7	15:39'46.053
18	31.147	14.107	28.384	21.773	1'35.411	287,2	15:41'21.464
19	31.071	14.186	27.314	21.831	1'34.402	286,5	15:42'55.866
20	31.154	14.075	27.311	21.782	1'34.322	287,2	15:44'30.188
21	31.142	14.044	27.434	21.922	1'34.542C	287,2	15:46'04.730

3	31.244	14.356	27.666	21.910	1'35.176	284,2	15:06'47.150
4	31.152	14.301	27.609	22.068	1'35.130	284,2	15:08'22.280
5	31.329	14.341	27.551	22.054	1'35.275C	287,2	15:09'57.555
6	31.303	14.288	27.557	21.928	1'35.076	282,7	15:11'32.631
7	31.215	14.260	27.608	21.972	1'35.055	282,7	15:13'07.686
8	34.528	18.147	29.069	32.523	1'54.267P	212,2	15:15'01.953
9	10'50.848	15.345	29.382	22.345	1'57.920CP	279,1	15:26'59.873
10	31.182	14.357	27.586	21.928	1'35.053	280,5	15:28'34.926
11	31.126	14.303	27.654	21.985	1'35.068	281,3	15:30'09.994
12	31.401	14.265	27.703	22.003	1'35.372	280,5	15:31'45.366
13	31.197	14.365	29.854	32.813	1'48.229P	279,8	15:33'33.595
14	3'44.511	14.663	28.678	22.121	1'49.973P	278,4	15:38'23.568
15	30.968	14.210	27.493	21.689	1'34.360	279,8	15:39'57.928
16	32.505	16.100	32.266	25.312	1'46.183	244,3	15:41'44.111
17	31.220	14.217	27.739	22.243	1'35.419C	281,3	15:43'19.530
18	31.031	14.227	27.562	22.202	1'35.022	281,3	15:44'54.552
19	31.155	14.520	28.620	21.879	1'36.174	277,6	15:46'30.726

7° **29 A. IANNONE [1'34.142]**

Lap	Seg.1	Seg.2	Seg.3	Seg.4	Lap Time	km/h	Local Time
		14.957	28.500	22.331		288,8	15:02'52.110
1	31.426	14.134	27.641	21.875	1'35.076	290,3	15:04'27.186
2	31.201	14.223	27.371	21.707	1'34.502	288,0	15:06'01.688
3	31.005	14.036	27.485	21.741	1'34.267	289,5	15:07'35.955
4	31.929	14.389	28.040	32.362	1'46.720CP	285,0	15:09'22.675
5	10'56.782	16.639	27.879	25.533	12'06.833P	228,8	15:21'29.508
6	31.302	14.106	27.563	21.867	1'34.838	286,5	15:23'04.346
7	31.381	13.992	27.460	21.898	1'34.731	289,5	15:24'39.077
8	31.025	14.082	27.359	21.676	1'34.142	289,5	15:26'13.219
9	31.135	13.926	27.539	21.777	1'34.377	289,5	15:27'47.596
10	38.192	14.139	29.952	31.108	1'53.391P	291,9	15:29'40.987
11	9'43.564	15.686	39.203	22.530	1'100.983P	258,4	15:40'41.970
12	31.382	14.121	27.571	21.956	1'35.030	287,2	15:42'17.000
13	31.267	13.989	27.624	21.805	1'34.685	289,5	15:43'51.685
14	31.294	14.173	27.477	21.856	1'34.800	287,2	15:45'26.485

10° **45 S. REDDING [1'34.422]**

Lap	Seg.1	Seg.2	Seg.3	Seg.4	Lap Time	km/h	Local Time
		15.801	28.983	22.481		248,8	15:01'51.892
1	31.501	14.365	27.880	22.138	1'35.884	285,7	15:03'27.776
2	31.621	14.174	27.747	22.143	1'35.685	288,0	15:05'03.461
3	37.099	14.460	32.013	24.305	1'47.877	287,2	15:06'51.338
4	31.338	14.134	27.739	22.053	1'35.264	285,7	15:08'26.602
5	32.273	14.576	30.392	22.351	1'39.592	283,5	15:10'06.194
6	38.846	14.421	28.048	22.052	1'43.367	285,0	15:11'49.561
7	31.302	14.180	27.799	22.002	1'35.283	286,5	15:13'24.844
8	35.846	14.545	29.633	31.934	1'51.958P	285,0	15:15'16.802
9	9'41.374	14.300	27.747	22.590	10'46.011P	285,7	15:26'02.813
10	31.115	14.052	27.505	21.750	1'34.422	288,8	15:27'37.235
11	31.078	14.125	27.598	21.826	1'34.627	288,8	15:29'11.862
12	31.378	14.194	30.113	30.497	1'46.182P	284,0	15:30'58.044
13	5'56.690	14.498	28.176	22.072	7'01.436P	284,2	15:37'59.480
14	31.159	14.149	27.684	22.271	1'35.263	285,7	15:39'34.743
15	31.401	14.237	27.737	22.088	1'35.463	287,2	15:41'10.206
16	31.285	14.273	27.707	22.011	1'35.276	285,7	15:42'45.482
17	31.244	14.184	28.360	22.255	1'36.043	287,2	15:44'21.525
18	31.185	14.182	27.680	22.206	1'35.253	287,2	15:45'56.778

8° **9 D. PETRUCCI [1'34.232]**

Lap	Seg.1	Seg.2	Seg.3	Seg.4	Lap Time	km/h	Local Time
		15.208	28.762	22.485		281,3	15:01'52.902
1	31.201	14.080	27.503	23.272	1'36.056	289,5	15:03'28.958
2	31.133	13.987	27.474	22.059	1'34.653	291,9	15:05'03.611
3	36.449	14.459	30.060	22.091	1'43.059	288,0	15:06'46.670
4	31.039	14.093	27.450	21.876	1'34.458	288,0	15:08'21.128
5	31.056	13.989	27.626	21.961	1'34.632C	291,1	15:09'55.760
6	34.204	14.222	27.583	21.858	1'37.867	288,0	15:11'33.627
7	30.976	14.106	27.418	21.791	1'34.291	290,3	15:13'07.918
8	33.026	18.079	29.595	22.427	1'43.127	183,7	15:14'51.045
9	31.212	14.164	27.509	21.949	1'34.834	286,5	15:16'25.879
10	34.669	16.307	30.818	32.516	1'54.310P	242,7	15:18'20.189
11	10'06.713	14.278	27.653	21.987	1'110.631P	288,0	15:29'30.820
12	30.966	14.099	27.447	21.922	1'34.434	291,9	15:31'05.254
13	30.956	14.013	27.361	22.161	1'34.491	290,3	15:32'39.745
14	30.961	14.080	27.421	21.880	1'34.342	288,8	15:34'14.087
15	31.163	14.164	27.672	22.107	1'35.106	287,2	15:35'49.193
16	34.978	14.635	32.751	21.954	1'44.318	283,5	15:37'33.511
17	31.005	14.114	27.397	21.742	1'34.258	291,9	15:39'07.769
18	31.315	14.240	29.489	21.995	1'37.039	288,0	15:40'44.808
19	30.980	13.955	27.433	21.864	1'34.232	291,1	15:42'19.040
20	32.778	17.089	30.212	22.975	1'43.054	184,6	15:44'02.094
21	39.916	14.653	29.293	22.208	1'46.070	283,5	15:45'48.164

9° **60 M. VAN DER MARK [1'34.360]**

Lap	Seg.1	Seg.2	Seg.3	Seg.4	Lap Time	km/h	Local Time
		15.009	28.417	22.410		272,7	15:02'01.355
1	31.490	14.367	27.599	21.998	1'35.454	285,0	15:03'36.809
2	31.201	14.378	27.568	22.018	1'35.165	284,2	15:05'11.974

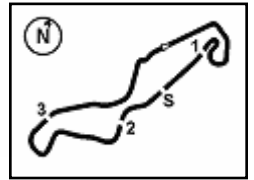
11° **5 Y. MONTELLA [1'34.490]**

Lap	Seg.1	Seg.2	Seg.3	Seg.4	Lap Time	km/h	Local Time
		15.805	29.481	24.696		252,3	15:01'55.475
1	31.793	14.217	27.793	22.294	1'36.097	287,2	15:03'31.572
2	31.415	14.271	27.720	22.136	1'35.542	288,8	15:05'07.114
3	31.453	14.323	27.842	22.313	1'35.931	282,7	15:06'43.045
4	31.385	14.322	27.628	22.168	1'35.503	285,7	15:08'18.548
5	31.502	14.284	27.673	22.620	1'36.079C	287,2	15:09'54.627
6	31.387	14.276	27.610	22.301	1'35.574	286,5	15:11'30.201
7	31.424	14.221	27.725	22.079	1'35.449	285,7	15:13'05.650
8	31.413	14.184	27.727	22.127	1'35.451	286,5	15:14'41.101
9	31.425	14.384	27.852	22.144	1'35.805	272,7	15:16'16.906
10	31.248	14.262	27.779	22.027	1'35.316	284,2	15:17'52.222
11	31.368	14.287	27.672	22.184	1'35.511	284,2	15:19'27.733
12	31.485	14.264	27.733	22.816	1'36.298	286,5	15:21'04.031
13	35.340	14.706	28.200	32.298	1'50.544P	279,1	15:22'54.575
14	10'46.577	14.283	27.723	22.232	1'150.815P	282,7	15:34'45.390
15	31.177	14.083	28.780	22.107	1'36.147	285,7	15:36'21.537
16	31.136	14.055	27.394	21.974	1'34.559	286,5	15:37'56.096
17	31.019	14.198	27.452	21.821	1'34.490	285,7	15:39'30.586
18	31.248	14.226	27.530	22.284	1'35.288	285,7	15:41'05.874
19	31.218	14.096	27.585	21.956	1'34.855	285,7	15:42'40.729
20	31.184	14.207	27.583	22.073	1'35.047	287,2	15:44'15.776
21	31.078	14.186	27.509	40.661	1'53.434C	288,0	15:46'09.210

11/04/2025 P = Pits In/Out - C = Lap Time Cancelled

These data/results cannot be reproduced, stored and/or transmitted in whole or in part by any manner of electronic, mechanical, photocopying, recording, broadcasting or otherwise now known or herein after developed without the previous express consent by the copyright owner, except for reproduction in daily press and regular printed publications on sale to the public within 60 days of the event related to those data/results and always provided that copyright symbol appears together as follows below.

© DORNA WSBK ORGANIZATION



Pirelli Dutch Round, 11-13 April 2025

Chronological Analysis Free Practice 2nd Session

12° 77 D. AEGERTER [1'34.506]							
Lap	Seg1	Seg2	Seg3	Seg4	Lap Time	km/h	Local Time
		15.406	29.393	22.909			
1	31.702	14.477	27.926	22.267	1'36.372	281,3	15:03'44.646
2	31.431	14.424	27.803	22.221	1'35.879	282,7	15:05'20.525
3	31.576	14.435	27.942	22.183	1'36.136	282,0	15:06'56.661
4	31.551	14.502	27.938	22.247	1'36.238	282,7	15:08'32.899
5	31.377	14.369	27.847	22.139	1'35.732	283,5	15:10'08.631
6	32.981	14.633	29.558	31.424	1'48.596P	281,3	15:11'57.227
7	5'40.245	15.349	31.519	22.759	6'49.872P	271,4	15:18'47.099
8	33.983	14.648	28.437	22.551	1'39.619	281,3	15:20'26.718
9	31.781	14.507	27.987	33.820	1'48.095P	280,5	15:22'14.813
10	5'46.258	15.076	30.390	26.743	6'58.467P	277,6	15:29'13.280
11	31.318	14.364	27.430	22.038	1'35.150	283,5	15:30'48.430
12	31.120	14.246	27.385	21.976	1'34.727	283,5	15:32'23.157
13	31.924	14.514	32.388	22.623	1'41.449	281,3	15:34'04.606
14	31.067	14.272	27.419	21.934	1'34.692	283,5	15:35'39.298
15	34.664	14.252	28.279	22.469	1'39.664	285,0	15:37'18.962
16	31.057	14.200	27.433	21.816	1'34.506	282,0	15:38'53.468
17	31.102	14.235	38.323	22.641	1'46.301	284,2	15:40'39.769
18	31.173	14.193	27.507	21.832	1'34.705	285,0	15:42'14.474
19	30.929	14.224	27.544	21.823	1'34.520	285,0	15:43'48.994
20	31.102	14.253	27.545	22.013	1'34.913	284,2	15:45'23.907

13° 87 R. GARDNER [1'34.540]							
Lap	Seg1	Seg2	Seg3	Seg4	Lap Time	km/h	Local Time
		15.115	28.825	22.577			
1	31.231	14.398	27.661	21.845	1'35.135	281,3	15:03'37.842
2	31.235	14.307	27.595	22.085	1'35.222	279,1	15:05'13.064
3	31.726	14.330	27.811	21.914	1'35.781	283,5	15:06'48.845
4	31.198	14.188	27.834	22.030	1'35.250	282,0	15:08'24.095
5	35.925	14.497	28.349	33.158	1'51.929P	279,1	15:10'16.024
6	11'32.497	15.166	31.039	23.162	12'41.864P	272,7	15:22'57.888
7	31.414	14.425	27.523	21.810	1'35.172	279,1	15:24'33.060
8	31.152	14.157	27.638	21.825	1'34.772	281,3	15:26'07.832
9	31.015	14.081	27.857	22.047	1'35.000	281,3	15:27'42.832
10	38.078	14.292	29.928	24.442	1'46.740	280,5	15:29'29.572
11	31.376	14.102	27.620	21.903	1'35.001	283,5	15:31'04.573
12	31.118	14.040	27.579	23.030	1'35.767	283,5	15:32'40.340
13	31.353	14.133	30.476	24.360	1'40.322	281,3	15:34'20.662
14	31.045	14.050	27.735	21.710	1'34.540	279,8	15:35'55.202
15	31.211	14.243	34.682	22.763	1'42.899	282,0	15:37'38.101
16	31.130	14.105	27.776	22.078	1'35.089	279,8	15:39'13.190
17	31.156	14.078	27.726	21.887	1'34.847	282,7	15:40'48.037
18	32.022	19.412	28.389	22.449	1'42.272	165,9	15:42'30.309
19	31.512	14.081	27.819	22.154	1'35.566	283,5	15:44'05.875
20	31.364	14.246	27.932	22.004	1'35.546	280,5	15:45'41.421

14° 22 A. LOWES [1'34.620]							
Lap	Seg1	Seg2	Seg3	Seg4	Lap Time	km/h	Local Time
		14.868	28.354	22.215			
1	31.344	14.235	27.599	21.807	1'34.985	281,3	15:04'07.688
2	31.160	14.175	27.368	22.463	1'35.166	280,5	15:05'42.854
3	31.510	14.415	27.660	21.959	1'35.544	279,1	15:07'18.398
4	31.256	14.207	27.403	21.910	1'34.776C	281,3	15:08'53.174
5	31.266	14.397	27.658	21.937	1'35.258	282,0	15:10'28.432
6	31.258	14.204	27.405	21.911	1'34.778	282,7	15:12'03.210
7	31.158	14.179	27.732	21.878	1'34.947	280,5	15:13'38.157
8	31.232	14.186	27.612	22.059	1'35.089	282,0	15:15'13.246
9	31.191	14.245	27.465	21.795	1'34.696	282,0	15:16'47.942
10	31.027	14.128	27.629	21.844	1'34.628	282,0	15:18'22.570
11	31.034	14.169	27.554	22.066	1'34.823	279,1	15:19'57.393

12	31.379	14.235	27.671	21.890	1'35.175	281,3	15:21'32.568
13	31.295	14.131	27.564	21.781	1'34.771	279,1	15:23'07.339
14	31.225	14.219	27.603	21.824	1'34.871	283,5	15:24'42.210
15	31.368	14.146	27.814	21.923	1'35.251	284,2	15:26'17.461
16	31.531	14.898	30.973	33.880	1'51.282P	282,7	15:28'08.743
17	5'08.901	15.109	28.119	22.074	6'14.203P	272,7	15:34'22.946
18	31.250	14.214	27.608	21.818	1'34.890	282,0	15:35'57.836
19	31.271	14.180	27.702	21.812	1'34.965	282,0	15:37'32.801
20	31.446	14.188	30.043	25.195	1'40.872	281,3	15:39'13.673
21	31.257	14.091	27.526	21.746	1'34.620	285,7	15:40'48.293
22	32.918	14.992	27.686	21.888	1'37.484	269,3	15:42'25.777
23	31.191	14.069	27.639	21.802	1'34.701	284,2	15:44'00.478
24	31.158	14.122	27.621	21.839	1'34.740	282,0	15:45'35.218

15° 97 X. VIERGE [1'34.715]							
Lap	Seg1	Seg2	Seg3	Seg4	Lap Time	km/h	Local Time
		14.976	28.331	22.497			
1	31.394	14.414	27.748	22.585	1'36.141	284,2	15:03'39.274
2	31.297	14.412	27.622	22.282	1'35.613	286,5	15:05'14.887
3	31.252	14.365	27.796	22.330	1'35.743	285,7	15:06'50.630
4	35.790	14.845	29.796	22.373	1'42.804	281,3	15:08'33.434
5	31.219	14.416	27.708	22.196	1'35.539	285,7	15:10'08.973
6	33.938	17.372	27.716	22.530	1'41.556	199,6	15:11'50.529
7	31.226	14.302	27.622	21.967	1'35.117	285,0	15:13'25.646
8	33.659	14.570	28.176	32.228	1'48.633P	282,0	15:15'14.279
9	6'35.541	14.752	30.038	26.516	7'46.847P	279,8	15:23'01.126
10	31.294	14.497	28.139	24.960	1'38.890	281,3	15:24'40.016
11	31.326	14.292	27.613	22.230	1'35.461	285,0	15:26'15.477
12	31.342	14.375	27.915	22.194	1'35.826	284,2	15:27'51.303
13	31.301	14.367	27.795	22.202	1'35.665	283,5	15:29'26.968
14	31.517	14.442	27.920	31.653	1'45.532P	282,0	15:31'12.500
15	4'27.524	14.499	27.618	22.017	5'31.658P	283,5	15:36'44.158
16	30.927	14.284	27.508	21.943	1'34.662C	285,0	15:38'18.820
17	30.928	14.319	27.496	21.972	1'34.715	285,0	15:39'53.535
18	34.920	18.664	30.428	25.455	1'49.467	184,0	15:41'43.002
19	31.738	14.582	27.846	22.684	1'36.850C	283,5	15:43'19.852
20	31.119	14.295	27.773	22.019	1'35.206	287,2	15:44'55.058
21	31.157	14.488	27.937	23.073	1'36.655	285,7	15:46'31.713

16° 95 T. MACKENZIE [1'34.787]							
Lap	Seg1	Seg2	Seg3	Seg4	Lap Time	km/h	Local Time
		15.233	28.788	23.211			
1	31.760	14.645	28.048	22.476	1'36.929	278,4	15:04'40.531
2	31.778	14.373	28.405	22.575	1'37.131	280,5	15:06'17.662
3	31.358	14.331	27.697	22.255	1'35.641	280,5	15:07'53.303
4	31.507	14.728	28.467	22.549	1'37.251C	279,1	15:09'30.554
5	31.348	14.346	27.572	22.015	1'35.281	277,6	15:11'05.835
6	34.715	15.030	29.374	33.137	1'52.256P	271,4	15:12'58.091
7	11'23.227	14.869	28.147	22.419	12'28.662P	276,9	15:25'26.753
8	31.430	14.365	27.651	22.161	1'35.607	281,3	15:27'02.360
9	31.356	14.406	27.760	22.183	1'35.705	282,7	15:28'38.065
10	31.503	14.313	27.702	22.328	1'35.846	281,3	15:30'13.911
11	35.113	15.565	29.798	33.091	1'53.567P	265,4	15:32'07.478
12	6'04.540	14.909	28.435	22.558	7'10.442P	273,4	15:39'17.920
13	31.242	14.314	27.496	21.996	1'35.048	280,5	15:40'52.968
14	31.009	14.368	27.421	21.989	1'34.787	282,7	15:42'27.755
15	31.187	14.205	27.467	22.004	1'34.863	283,5	15:44'02.618
16	41.562	14.710	28.474	22.731	1'47.477	276,9	15:45'50.095

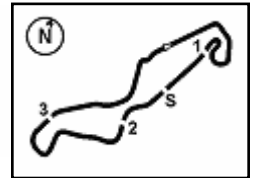
17° 31 G. GERLOFF [1'34.848]							
Lap	Seg1	Seg2	Seg3	Seg4	Lap Time	km/h	Local Time
		15.008	28.709	22.944			
1	31.479	14.395	27.858	22.522	1'36.254	285,7	15:03'45.059

11/04/2025 P = Pits In/Out - C = Lap Time Cancelled

These data/results cannot be reproduced, stored and/or transmitted in whole or in part by any manner of electronic, mechanical, photocopying, recording, broadcasting or otherwise now known or herein after developed without the previous express consent by the copyright owner, except for reproduction in daily press and regular printed publications on sale to the public within 60 days of the event related to those data/results and always provided that copyright symbol appears together as follows below.

© DORNA WSBK ORGANIZATION Srl 2025





Pirelli Dutch Round, 11-13 April 2025
Chronological Analysis Free Practice 2nd Session

2	31.161	14.478	27.711	22.454	1'35.804	282,0	15:05'20.863
3	38.851	14.491	27.974	22.289	1'43.605	283,5	15:07'04.468
4	31.715	14.471	27.842	22.434	1'36.462	282,7	15:08'40.930
5	31.366	14.436	27.844	22.033	1'35.679	282,7	15:10'16.609
6	31.319	14.367	27.530	22.046	1'35.262	287,2	15:11'51.871
7	31.312	14.336	27.622	22.015	1'35.285	285,0	15:13'27.156
8	31.330	14.455	27.770	21.959	1'35.514	285,0	15:15'02.670
9	31.239	14.376	27.602	31.927	1'45.144P	283,5	15:16'47.814
10	8'26.501	14.460	27.892	22.140	9'30.993P	285,0	15:26'18.807
11	31.091	14.330	27.535	21.892	1'34.848	285,0	15:27'53.655
12	31.128	14.198	27.509	22.046	1'34.881	285,0	15:29'28.536
13	31.530	14.229	27.667	21.970	1'35.396	288,0	15:31'03.932
14	31.197	14.211	27.830	29.956	1'43.194	285,7	15:32'47.126
15	34.130	14.393	27.870	22.072	1'38.465	284,2	15:34'25.591
16	31.340	14.364	27.624	21.894	1'35.222	284,2	15:36'00.813
17	31.296	14.401	27.777	21.898	1'35.372	284,2	15:37'36.185
18	31.144	14.283	27.710	22.080	1'35.217	282,7	15:39'11.402
19	31.262	14.291	27.851	21.971	1'35.375	285,7	15:40'46.777
20	31.166	14.254	27.694	21.971	1'35.085	285,0	15:42'21.862
21	31.452	14.309	27.730	22.432	1'35.923	285,7	15:43'57.785
22	34.894	14.483	27.858	22.179	1'39.414	284,2	15:45'37.199

20° 99 B. SOFUOGLU [1'35.558]							
Lap	Seg1	Seg2	Seg3	Seg4	Lap Time	km/h	Local Time
1	31.777	14.393	27.755	22.399	1'36.324	285,0	15:03'30.579
2	31.429	14.343	27.513	22.326	1'35.611	279,1	15:05'06.190
3	31.364	14.454	27.814	21.996	1'35.628	280,5	15:06'41.818
4	31.314	14.474	27.664	22.189	1'35.641	279,1	15:08'17.459
5	31.448	14.448	28.431	22.566	1'36.893C	279,8	15:09'54.352
6	31.778	14.525	27.758	22.388	1'36.449	281,3	15:11'30.801
7	31.382	14.295	27.611	22.270	1'35.558	283,5	15:13'06.359

21° 20 J. O'HALLORAN [1'35.559]							
Lap	Seg1	Seg2	Seg3	Seg4	Lap Time	km/h	Local Time
1	32.548	15.965	29.292	23.682	1'38.822	277,6	15:02'10.997
2	31.932	14.815	28.372	23.087	1'38.822	277,6	15:03'49.819
3	31.718	14.735	28.131	22.733	1'37.531	277,6	15:05'27.350
4	31.725	14.496	27.842	22.551	1'36.614	278,4	15:08'40.861
5	31.840	14.562	27.978	22.396	1'36.776	281,3	15:10'17.637
6	31.565	14.430	27.848	22.457	1'36.300	282,0	15:11'53.937
7	35.763	14.793	28.345	33.989	1'52.890P	274,8	15:13'46.827
8	10'35.938	15.128	28.569	23.077	1'42.712P	278,4	15:25'29.539
9	31.808	14.658	27.971	22.650	1'37.087	279,8	15:27'06.626
10	31.822	14.605	27.947	22.590	1'36.964	280,5	15:28'43.590
11	31.930	14.746	28.139	33.948	1'48.763P	279,1	15:30'32.353
12	6'40.182	18.267	28.274	22.644	7'49.367P	197,1	15:38'21.720
13	31.530	14.470	27.748	22.321	1'36.069	276,9	15:39'57.789
14	31.689	14.441	27.662	22.395	1'36.187	279,8	15:41'33.976
15	31.182	14.390	27.727	22.260	1'35.559	279,8	15:43'09.535
16	39.007	18.104	28.321	34.220	1'59.652P	220,4	15:45'09.187

18° 53 T. RABAT [1'34.898]							
Lap	Seg1	Seg2	Seg3	Seg4	Lap Time	km/h	Local Time
1	31.724	14.996	28.803	22.869	1'50.154.044	279,1	15:01'54.044
2	31.699	14.424	27.853	22.673	1'36.674	280,5	15:03'30.718
3	31.506	14.345	28.007	22.064	1'35.912	282,0	15:06'42.716
4	31.624	14.625	27.775	22.186	1'36.210	279,8	15:08'18.926
5	31.524	14.246	27.741	22.364	1'35.875C	282,7	15:09'54.801
6	31.694	14.424	28.105	22.192	1'36.415	284,2	15:11'31.216
7	31.761	14.249	27.874	22.156	1'36.040	283,5	15:13'07.256
8	34.554	17.952	29.050	22.797	1'44.353	193,9	15:14'51.609
9	31.629	14.371	27.997	32.120	1'46.117P	277,6	15:16'37.726
10	8'18.935	14.604	27.942	23.952	9'25.433P	277,6	15:26'03.159
11	31.442	14.279	27.609	22.216	1'35.546	280,5	15:27'38.705
12	38.657	14.392	28.477	29.241	1'50.767	281,3	15:29'29.472
13	31.816	14.368	27.527	21.968	1'35.679	284,2	15:31'05.151
14	31.471	14.193	27.612	22.261	1'35.537	283,5	15:32'40.688
15	31.350	14.233	30.504	26.905	1'42.992	282,0	15:34'23.680
16	31.195	14.238	27.472	21.993	1'34.898	281,3	15:35'58.578
17	31.407	14.336	27.665	22.004	1'35.412	281,3	15:37'33.990
18	31.250	14.212	27.775	24.658	1'37.895	282,0	15:39'11.885
19	31.354	14.324	27.705	22.083	1'35.466	284,2	15:40'47.351
20	31.399	14.258	27.663	22.091	1'35.411	282,7	15:42'22.762
21	39.530	14.388	27.959	22.291	1'44.168	280,5	15:44'06.930
22	31.393	14.289	27.871	22.364	1'35.917	281,3	15:45'42.847

22° 17 R. VICKERS [1'35.594]							
Lap	Seg1	Seg2	Seg3	Seg4	Lap Time	km/h	Local Time
1	31.880	14.421	27.699	22.428	1'36.428	284,2	15:03'56.356
2	31.516	14.337	27.886	22.384	1'36.123	284,2	15:05'32.479
3	31.557	14.349	27.777	22.251	1'35.934	281,3	15:07'08.413
4	2'06.281	20.924	35.982	36.233	3'39.420P	217,3	15:10'47.833
5	11'23.478	15.202	29.887	32.501	12'41.068P	272,0	15:23'28.901
6	1'24.279	14.738	28.147	22.587	2'29.751P	279,8	15:25'58.652
7	31.772	14.357	27.909	22.326	1'36.364	284,2	15:27'35.016
8	31.657	14.313	27.644	22.678	1'36.292	287,2	15:29'11.308
9	31.663	14.230	27.818	22.330	1'36.041	286,5	15:30'47.349
10	31.525	14.221	27.620	22.228	1'35.594	284,2	15:32'22.943
11	31.597	14.254	27.802	22.288	1'35.941	285,7	15:33'58.884
12	39.372	15.171	31.427	33.114	1'59.084P	281,3	15:35'57.968
13	5'24.215	15.467	29.207	22.336	6'31.225P	264,1	15:42'29.193
14	31.662	14.300	27.725	22.387	1'36.074	285,0	15:44'05.267
15	31.595	14.299	27.888	22.088	1'35.870	283,5	15:45'41.137

19° 71 L. LECUONA [1'35.249]							
Lap	Seg1	Seg2	Seg3	Seg4	Lap Time	km/h	Local Time
1	31.571	15.055	28.723	22.635	282,7	15:01'53.507	
2	31.474	14.453	27.887	22.355	1'36.266	285,0	15:03'29.773
3	31.554	14.675	27.764	22.549	1'36.462	283,5	15:05'06.235
4	31.554	14.445	27.910	22.196	1'36.105	285,0	15:06'42.340
5	31.437	14.331	27.628	22.159	1'35.555	283,5	15:08'17.895
6	31.394	14.391	27.817	32.487	1'46.089CP	285,0	15:10'03.984
7	5'53.537	15.154	30.886	22.306	7'01.883P	279,1	15:17'05.867
8	31.319	14.385	27.760	22.206	1'35.670	280,5	15:18'41.537
9	31.299	14.330	27.706	22.080	1'35.415	282,0	15:20'16.952
10	31.236	14.280	27.599	22.170	1'35.285	282,7	15:21'52.237
11	32.863	14.760	28.110	32.155	1'47.888P	281,3	15:23'40.125
12	4'56.183	14.741	28.076	22.254	6'01.254P	280,5	15:29'41.379
13	31.408	14.367	27.706	22.151	1'35.632	282,0	15:31'17.011
14	31.278	14.321	29.883	22.344	1'37.826	282,7	15:32'54.837

23° 21 Z. ZAIDI [1'39.152]							
Lap	Seg1	Seg2	Seg3	Seg4	Lap Time	km/h	Local Time
1	33.215	15.983	29.686	23.899	264,7	15:02'19.879	
2	32.964	15.401	28.639	23.368	1'40.372	270,7	15:05'41.368
3	33.083	15.318	28.896	23.540	1'40.837	274,1	15:07'22.205

11/04/2025 P = Pits In/Out - C = Lap Time Cancelled

These data/results cannot be reproduced, stored and/or transmitted in whole or in part by any manner of electronic, mechanical, photocopying, recording, broadcasting or otherwise now known or herein after developed without the previous express consent by the copyright owner, except for reproduction in daily press and regular printed publications on sale to the public within 60 days of the event related to those data/results and always provided that copyright symbol appears together as follows below.

© DORNA WSBK ORGANIZATION Srl 2025

Pirelli Dutch Round, 11-13 April 2025
Chronological Analysis Free Practice 2nd Session

4	32.885	15.282	28.508	23.548	1'40.223C	274,8	15:09'02.428
5	32.797	15.228	28.577	23.522	1'40.124	276,2	15:10'42.552
6	32.862	15.301	28.824	23.732	1'40.719	274,1	15:12'23.271
7	32.910	15.152	28.858	23.729	1'40.649	276,9	15:14'03.920
8	40.756	16.624	31.458	34.432	2'03.270P	254,7	15:16'07.190
9	17'45.264	15.506	38.995	24.149	19'03.914P	276,2	15:35'11.104
10	32.640	15.031	28.398	23.191	1'39.260	276,9	15:36'50.364
11	32.549	15.108	28.395	23.263	1'39.315	276,2	15:38'29.679
12	32.456	15.050	28.482	23.333	1'39.321	275,5	15:40'09.000
13	32.255	15.058	28.525	23.314	1'39.152	278,4	15:41'48.152
14	36.936	20.433	29.395	23.418	1'50.182	173,4	15:43'38.334
15	32.243	15.138	28.463	23.347	1'39.191	276,2	15:45'17.525

11/04/2025 P = Pits In/Out - C = Lap Time Cancelled

These data/results cannot be reproduced, stored and/or transmitted in whole or in part by any manner of electronic, mechanical, photocopying, recording, broadcasting or otherwise now known or herein after developed without the previous express consent by the copyright owner, except for reproduction in daily press and regular printed publications on sale to the public within 60 days of the event related to those data/results and always provided that copyright symbol appears together as follows below.

© DORNA WSBK ORGANIZATION Srl 2025

Pirelli Dutch Round, 11-13 April 2025

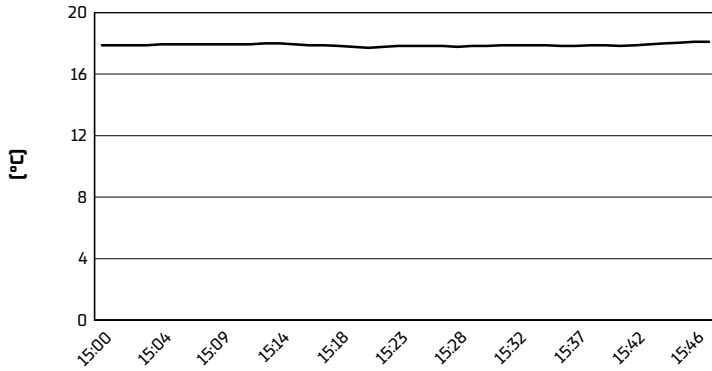
Best Laps & Speeds

No.	Rider Bike	Nat	Best Lap		FP1		FP2							
			LL	SPD	LL	SPD	LL	SPD						
1	11 N. BULEGA Ducati Panigale V4R	ITA	1'33.592 41 291,9		1'34.637 21 291,9		1'33.592 20 291,1							
2	47 A. BASSANI bimota KB998 Rimini	ITA	1'33.844 34 285,7		1'35.458 17 284,2		1'33.844 17 285,7							
3	1 T. RAZGATLIOGLU BMW M1000RR	TUR	1'33.911 35 285,7		1'34.467 15 285,0		1'33.911 20 285,7							
4	55 A. LOCATELLI Yamaha YZF R1	ITA	1'34.014 38 288,8		1'34.946 20 288,8		1'34.014 18 286,5							
5	19 A. BAUTISTA Ducati Panigale V4R	ESP	1'34.025 41 295,9		1'34.365 19 295,9		1'34.025 22 294,3							
6	14 S. LOWES Ducati Panigale V4R	GBR	1'34.135 39 289,5		1'35.283 18 289,5		1'34.135 21 288,0							
7	29 A. IANNONE Ducati Panigale V4R	ITA	1'34.142 31 291,9		1'34.760 17 291,9		1'34.142 14 291,9							
8	9 D. PETRUCCI Ducati Panigale V4R	ITA	1'34.232 37 291,9		1'35.095 16 291,9		1'34.232 21 291,9							
9	60 M. VAN DER MARK BMW M1000RR	NED	1'34.360 36 287,2		1'34.936 17 285,0		1'34.360 19 287,2							
10	45 S. REDDING Ducati Panigale V4R	GBR	1'34.422 36 290,3		1'35.400 18 290,3		1'34.422 18 288,8							
11	5 Y. MONTELLA Ducati Panigale V4R	ITA	1'34.490 40 291,1		1'35.880 19 291,1		1'34.490 21 288,8							
12	77 D. AEGERTER Yamaha YZF R1	SUI	1'34.506 42 287,2		1'34.865 22 287,2		1'34.506 20 285,0							
13	87 R. GARDNER Yamaha YZF R1	AUS	1'34.540 38 283,5		1'34.988 18 283,5		1'34.540 20 283,5							
14	22 A. LOWES bimota KB998 Rimini	GBR	1'34.620 43 288,8		1'35.220 19 288,8		1'34.620 24 285,7							
15	97 X. VIERGE Honda CBR1000 RR-R	ESP	1'34.715 22 287,2		1'38.160 1 280,5		1'34.715 21 287,2							
16	95 T. MACKENZIE Honda CBR1000 RR-R	GBR	1'34.787 32 285,7		1'35.637 16 285,7		1'34.787 16 283,5							
17	31 G. GERLOFF Kawasaki ZX-10RR	USA	1'34.848 42 288,0		1'35.319 20 286,5		1'34.848 22 288,0							
18	53 T. RABAT Yamaha YZF R1	ESP	1'34.898 42 284,2		1'35.993 20 283,5		1'34.898 22 284,2							
19	7 I. LECUONA Honda CBR1000 RR-R	ESP	1'35.249 36 285,7		1'35.391 17 285,7		1'35.249 19 285,0							
20	99 B. SOFUOGLU Yamaha YZF R1	TUR	1'35.558 25 285,0		1'36.461 18 284,2		1'35.558 7 285,0							
21	20 J. O'HALLORAN Yamaha YZF R1	AUS	1'35.559 36 282,0		1'37.793 20 280,5		1'35.559 16 282,0							
22	17 R. VICKERS Ducati Panigale V4R	GBR	1'35.594 33 288,8		1'35.966 18 288,8		1'35.594 15 287,2							
23	21 Z. ZAIDI Honda CBR1000 RR-R	MAS	1'39.152 34 279,1		1'40.003 19 279,1		1'39.152 15 278,4							

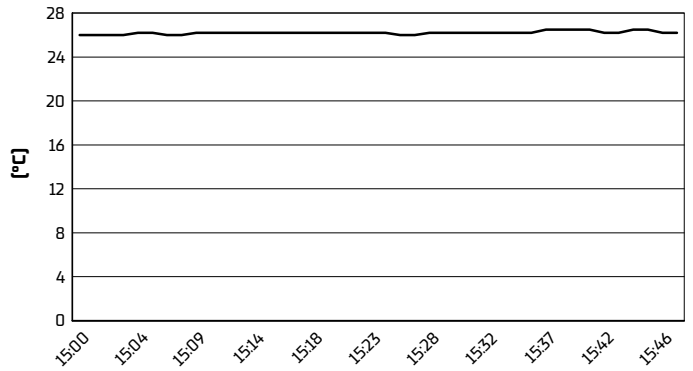
11/04/2025
These data/results cannot be reproduced, stored and/or transmitted in whole or in part by any manner of electronic, mechanical, photocopying, recording, broadcasting or otherwise now known or herein after developed without the previous express consent by the copyright owner, except for reproduction in daily press and regular printed publications on sale to the public within 60 days of the event related to those data/results and always provided that copyright symbol appears together as follows below.
© DORNA WSBK ORGANIZATION Srl 2025

Pirelli Dutch Round, 11-13 April 2025
Weather Report Free Practice 2nd Session
Session started 15:00 - Session ended 15:48

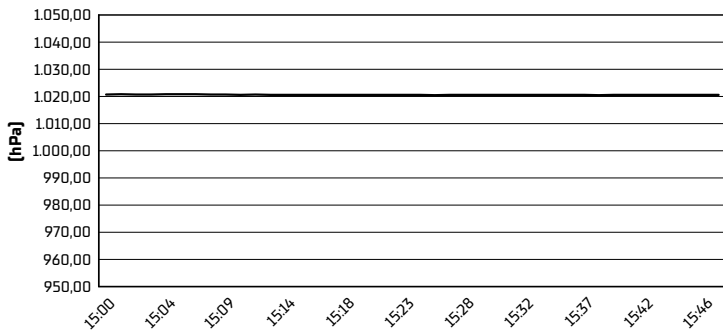
Air Temperature



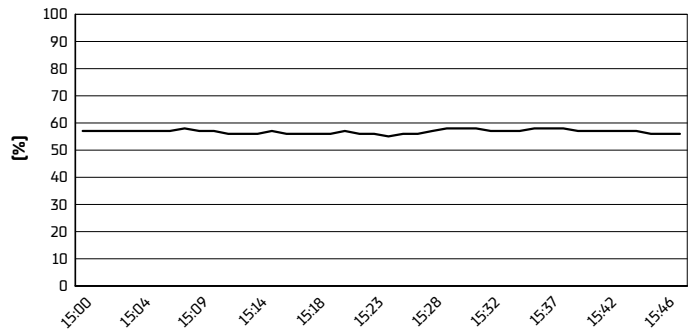
Track Temperature



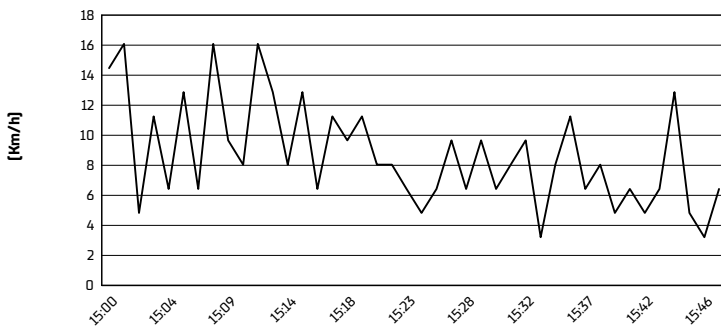
Air Pressure



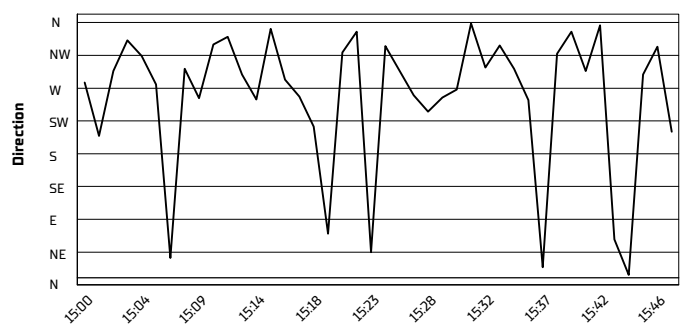
Humidity



Wind Speed



Wind Direction



11/04/2025
These data/results cannot be reproduced, stored and/or transmitted in whole or in part by any manner of electronic, mechanical, photocopying, recording, broadcasting or otherwise now known or herein after developed without the previous express consent by the copyright owner, except for reproduction in daily press and regular printed publications on sale to the public within 60 days of the event related to those data/results and always provided that copyright symbol appears together as follows below.
© DORNA WSBK ORGANIZATION Srl 2025