

Pirelli Dutch Round, 11-13 April 2025

Results Free Practice 3rd Session

TT Circuit Assen 4.542 m

1 / 2

No.	Rider	Nat	Team	Bike	Class	Time	Gap	Rel.	Laps	Speed	
										Avg	Max
1	55 A. LOCATELLI	ITA	Pata Maxus Yamaha	Yamaha YZF R1		1'33.359			11	175,143	288,8
2	11 N. BULEGA	ITA	Aruba.it Racing - Ducati	Ducati Panigale V4R		1'33.366	0.007	0.007	10	175,130	299,2
3	9 D. PETRUCCI	ITA	Barni Spark Racing Team	Ducati Panigale V4R	IND	1'33.520	0.161	0.154	11	174,842	292,7
4	1 T. RAZGATLIOGLU	TUR	ROKIT BMW Motorrad WorldSBK Team	BMW M1000RR		1'33.561	0.202	0.041	9	174,765	291,1
5	87 R. GARDNER	AUS	GYTR GRT Yamaha WorldSBK Team	Yamaha YZF R1		1'33.645	0.286	0.084	9	174,608	287,2
6	47 A. BASSANI	ITA	bimota by Kawasaki Racing Team	bimota KB998 Rimini		1'33.654	0.295	0.009	9	174,592	286,5
7	19 A. BAUTISTA	ESP	Aruba.it Racing - Ducati	Ducati Panigale V4R		1'33.734	0.375	0.080	10	174,443	297,5
8	5 Y. MONTELLA	ITA	Barni Spark Racing Team	Ducati Panigale V4R	IND	1'33.937	0.578	0.203	10	174,066	291,1
9	29 A. IANNONE	ITA	Team Pata Go Eleven	Ducati Panigale V4R	IND	1'33.957	0.598	0.020	9	174,029	294,3
10	22 A. LOWES	GBR	bimota by Kawasaki Racing Team	bimota KB998 Rimini		1'33.966	0.607	0.009	11	174,012	288,8
11	14 S. LOWES	GBR	ELF Marc VDS Racing Team	Ducati Panigale V4R	IND	1'34.117	0.758	0.151	12	173,733	293,5
12	99 B. SOFUOGLU	TUR	Yamaha Motoxrcing WorldSBK Team	Yamaha YZF R1	IND	1'34.167	0.808	0.050	10	173,640	286,5
13	77 D. AEGERTER	SUI	GYTR GRT Yamaha WorldSBK Team	Yamaha YZF R1		1'34.442	1.083	0.275	10	173,135	291,1
14	31 G. GERLOFF	USA	Kawasaki WorldSBK Team	Kawasaki ZX-10RR		1'34.543	1.184	0.101	9	172,950	292,7
15	7 I. LECUONA	ESP	Honda HRC	Honda CBR1000 RR-R		1'34.570	1.211	0.027	12	172,900	288,0
16	95 T. MACKENZIE	GBR	PETRONAS MIE Honda Racing Team	Honda CBR1000 RR-R	IND	1'34.644	1.285	0.074	9	172,765	288,8
17	97 X. VIERGE	ESP	Honda HRC	Honda CBR1000 RR-R		1'34.661	1.302	0.017	11	172,734	293,5
18	45 S. REDDING	GBR	MGM BONDVO Racing	Ducati Panigale V4R	IND	1'35.326	1.967	0.665	5	171,529	292,7
19	17 R. VICKERS	GBR	Motocorsa Racing	Ducati Panigale V4R	IND	1'35.534	2.175	0.208	12	171,156	291,1
20	53 T. RABAT	ESP	Yamaha Motoxrcing WorldSBK Team	Yamaha YZF R1	IND	1'35.575	2.216	0.041	7	171,082	282,0
21	20 J. O'HALLORAN	AUS	Pata Maxus Yamaha	Yamaha YZF R1		1'35.902	2.543	0.327	12	170,499	287,2
22	21 Z. ZAIDI	MAS	PETRONAS MIE Honda Racing Team	Honda CBR1000 RR-R	IND	1'38.017	4.658	2.115	8	166,820	285,7
----- Out 105% in this Session -----											
23	60 M. VAN DER MARK	NED	ROKIT BMW Motorrad WorldSBK Team	BMW M1000RR		1'41.569	8.210	3.552	3	160,986	289,5

Qualifying Lap Time (105% of 1'33.359): **1'38.027**

AIR	Humidity:	89%	Temp:	8°C
TRACK	Condition:	Dry	Temp:	10°C

Records	Pole	[SP]	2022 T.Razgatioglu	1'32.934	175,940	Km/h
	Race	[SPRC]	2022 A.Bautista	1'33.620	174,650	Km/h
	All Times	[SP]	2022 T.Razgatioglu	1'32.934	175,940	Km/h

Start 09:00 End 09:22 The results are provisional until the end of the time limit for protests and appeals and the completion of the technical checks.

12/04/2025

These data/results cannot be reproduced, stored and/or transmitted in whole or in part by any manner of electronic, mechanical, photocopying, recording, broadcasting or otherwise now known or herein after developed without the previous express consent by the copyright owner, except for reproduction in daily press and regular printed publications on sale to the public within 60 days of the event related to those data/results and always provided that copyright symbol appears together as follows below.

© DORNA WSBK ORGANIZATION Srl 2025

Pirelli Dutch Round, 11-13 April 2025
Results Free Practice 3rd Session

Session Highlights

Local Time	No. Rider	Description
09.00.00		Start of Session
09.21.07	20 J. O'HALLORAN	#20 Lap Time Cancelled [1'37.705] - Course Cutting - Turn 17
09.22.01	7 I. LECUONA	#7 Lap Time Cancelled [1'35.237] - Exceeded Track Limits - Turn 17
09.22.03	20 J. O'HALLORAN	#20 Lap Cancelled [1'58.068] - Course Cutting on Previous Lap - Turn 17
09.22.06	22 A. LOWES	#22 Lap Time Cancelled [1'34.875] - Exceeded Track Limits - Turn 18
09.22.42		End of Session

Fastest Laps Sequence

No.	Rider	Nat	Team	Bike	Local Time	Time	Gap	Avg
53	T. RABAT	ESP	Yamaha Motoxrcing WorldSBK Team	Yamaha YZF R1	09:03'21.228	1'38.659		165,734
9	D. PETRUCCI	ITA	Barni Spark Racing Team	Ducati Panigale V4R	09:03'26.180	1'35.911	-2.748	170,483
7	I. LECUONA	ESP	Honda HRC	Honda CBR1000 RR-R	09:03'28.716	1'35.449	-0.462	171,308
14	S. LOWES	GBR	ELF Marc VDS Racing Team	Ducati Panigale V4R	09:04'05.743	1'35.263	-0.186	171,643
22	A. LOWES	GBR	bimota by Kawasaki Racing Team	bimota KB998 Rimini	09:04'06.027	1'34.711	-0.552	172,643
9	D. PETRUCCI	ITA	Barni Spark Racing Team	Ducati Panigale V4R	09:05'00.166	1'33.986	-0.725	173,975
22	A. LOWES	GBR	bimota by Kawasaki Racing Team	bimota KB998 Rimini	09:07'15.099	1'33.966	-0.020	174,012
11	N. BULEGA	ITA	Aruba.it Racing - Ducati	Ducati Panigale V4R	09:08'41.163	1'33.676	-0.290	174,551
11	N. BULEGA	ITA	Aruba.it Racing - Ducati	Ducati Panigale V4R	09:10'14.592	1'33.429	-0.247	175,012
55	A. LOCATELLI	ITA	Pata Maxus Yamaha	Yamaha YZF R1	09:15'38.108	1'33.359	-0.070	175,143

12/04/2025 Start 09:00 End 09:22 The results are provisional until the end of the time limit for protests and appeals and the completion of the technical checks.

These data/results cannot be reproduced, stored and/or transmitted in whole or in part by any manner of electronic, mechanical, photocopying, recording, broadcasting or otherwise now known or herein after developed without the previous express consent by the copyright owner, except for reproduction in daily press and regular printed publications on sale to the public within 60 days of the event related to those data/results and always provided that copyright symbol appears together as follows below.

© DORNA WSBK ORGANIZATION Srl 2025

Pirelli Dutch Round, 11-13 April 2025

Free Practices Combined Results

No.	Rider	Nat	Team	Bike	Class	FP1	FP2	FP3	Time	Gap	Rel.	Avg	LL
1	55 A. LOCATELLI	ITA	Pata Maxus Yamaha	Yamaha YZF R1		1'34.946	1'34.014	1'33.359	1'33.359			175,143	49
2	11 N. BULEGA	ITA	Aruba.it Racing - Ducati	Ducati Panigale V4R		1'34.637	1'33.592	1'33.366	1'33.366	0.007	0.007	175,130	51
3	9 D. PETRUCCI	ITA	Barni Spark Racing Team	Ducati Panigale V4R	IND	1'35.095	1'34.232	1'33.520	1'33.520	0.161	0.154	174,842	48
4	1 T. RAZGATLIOGLU	TUR	ROKIT BMW Motorrad WorldSBK Team	BMW M1000RR		1'34.467	1'33.911	1'33.561	1'33.561	0.202	0.041	174,765	44
5	87 R. GARDNER	AUS	GYTR GRT Yamaha WorldSBK Team	Yamaha YZF R1		1'34.988	1'34.540	1'33.645	1'33.645	0.286	0.084	174,608	47
6	47 A. BASSANI	ITA	bimota by Kawasaki Racing Team	bimota KB998 Rimini		1'35.458	1'33.844	1'33.654	1'33.654	0.295	0.009	174,592	43
7	19 A. BAUTISTA	ESP	Aruba.it Racing - Ducati	Ducati Panigale V4R		1'34.365	1'34.025	1'33.734	1'33.734	0.375	0.080	174,443	51
8	5 Y. MONTELLA	ITA	Barni Spark Racing Team	Ducati Panigale V4R	IND	1'35.880	1'34.490	1'33.937	1'33.937	0.578	0.203	174,066	50
9	29 A. IANNONE	ITA	Team Pata Go Eleven	Ducati Panigale V4R	IND	1'34.760	1'34.142	1'33.957	1'33.957	0.598	0.020	174,029	40
10	22 A. LOWES	GBR	bimota by Kawasaki Racing Team	bimota KB998 Rimini		1'35.220	1'34.620	1'33.966	1'33.966	0.607	0.009	174,012	54
11	14 S. LOWES	GBR	ELF Marc VDS Racing Team	Ducati Panigale V4R	IND	1'35.283	1'34.135	1'34.117	1'34.117	0.758	0.151	173,733	51
12	99 B. SOFUOGLU	TUR	Yamaha Motoxrcing WorldSBK Team	Yamaha YZF R1	IND	1'36.461	1'35.558	1'34.167	1'34.167	0.808	0.050	173,640	35
13	60 M. VAN DER MARK	NED	ROKIT BMW Motorrad WorldSBK Team	BMW M1000RR		1'34.936	1'34.360	1'41.569	1'34.360	1.001	0.193	173,285	39
14	45 S. REDDING	GBR	MGM BONDVO Racing	Ducati Panigale V4R	IND	1'35.400	1'34.422	1'35.326	1'34.422	1.063	0.062	173,172	41
15	77 D. AEGERTER	SUI	GYTR GRT Yamaha WorldSBK Team	Yamaha YZF R1		1'34.865	1'34.506	1'34.442	1'34.442	1.083	0.020	173,135	52
16	31 G. GERLOFF	USA	Kawasaki WorldSBK Team	Kawasaki ZX-10RR		1'35.319	1'34.848	1'34.543	1'34.543	1.184	0.101	172,950	51
17	7 I. LECUONA	ESP	Honda HRC	Honda CBR1000 RR-R		1'35.391	1'35.249	1'34.570	1'34.570	1.211	0.027	172,900	48
18	95 T. MACKENZIE	GBR	PETRONAS MIE Honda Racing Team	Honda CBR1000 RR-R	IND	1'35.637	1'34.787	1'34.644	1'34.644	1.285	0.074	172,765	41
19	97 X. VIERGE	ESP	Honda HRC	Honda CBR1000 RR-R		1'38.160	1'34.715	1'34.661	1'34.661	1.302	0.017	172,734	33
20	53 T. RABAT	ESP	Yamaha Motoxrcing WorldSBK Team	Yamaha YZF R1	IND	1'35.993	1'34.898	1'35.575	1'34.898	1.539	0.237	172,303	49
21	17 R. VICKERS	GBR	Motocorsa Racing	Ducati Panigale V4R	IND	1'35.966	1'35.594	1'35.534	1'35.534	2.175	0.636	171,156	45
22	20 J. O'HALLORAN	AUS	Pata Maxus Yamaha	Yamaha YZF R1		1'37.793	1'35.559	1'35.902	1'35.559	2.200	0.025	171,111	48
23	21 Z. ZAIDI	MAS	PETRONAS MIE Honda Racing Team	Honda CBR1000 RR-R	IND	1'40.003	1'39.152	1'38.017	1'38.017	4.658	2.458	166,820	42

12/04/2025

These data/results cannot be reproduced, stored and/or transmitted in whole or in part by any manner of electronic, mechanical, photocopying, recording, broadcasting or otherwise now known or herein after developed without the previous express consent by the copyright owner, except for reproduction in daily press and regular printed publications on sale to the public within 60 days of the event related to those data/results and always provided that copyright symbol appears together as follows below.

© DORNA WSBK ORGANIZATION Srl 2025

Pirelli Dutch Round, 11-13 April 2025

Best Sectors & Speed Free Practice 3rd Session

BEST LAP

1	55	A. LOCATELLI	Yamaha YZF R1	1'33.359
2	11	N. BULEGA	Ducati Panigale V4R	1'33.366
3	9	D. PETRUCCI	Ducati Panigale V4R	1'33.520
4	1	T. RAZGATLIOGLU	BMW M1000RR	1'33.561
5	87	R. GARDNER	Yamaha YZF R1	1'33.645
6	47	A. BASSANI	bimota KB998 Rimini	1'33.654
7	19	A. BAUTISTA	Ducati Panigale V4R	1'33.734
8	5	Y. MONTELLA	Ducati Panigale V4R	1'33.937
9	29	A. IANNONE	Ducati Panigale V4R	1'33.957
10	22	A. LOWES	bimota KB998 Rimini	1'33.966
11	14	S. LOWES	Ducati Panigale V4R	1'34.117
12	99	B. SOFUOGLU	Yamaha YZF R1	1'34.167
13	77	D. AEGERTER	Yamaha YZF R1	1'34.442
14	31	G. GERLOFF	Kawasaki ZX-10RR	1'34.543
15	7	I. LECUONA	Honda CBR1000 RR-R	1'34.570
16	95	T. MACKENZIE	Honda CBR1000 RR-R	1'34.644
17	97	X. VIERGE	Honda CBR1000 RR-R	1'34.661
18	45	S. REDDING	Ducati Panigale V4R	1'35.326
19	17	R. VICKERS	Ducati Panigale V4R	1'35.534
20	53	T. RABAT	Yamaha YZF R1	1'35.575
21	20	J. O'HALLORAN	Yamaha YZF R1	1'35.902
22	21	Z. ZAIDI	Honda CBR1000 RR-R	1'38.017
23	60	M. VAN DER MARK	BMW M1000RR	1'41.569

SPEED

1	11	N. BULEGA	Ducati Panigale V4R	299,2
2	19	A. BAUTISTA	Ducati Panigale V4R	297,5
3	29	A. IANNONE	Ducati Panigale V4R	294,3
4	97	X. VIERGE	Honda CBR1000 RR-R	293,5
5	14	S. LOWES	Ducati Panigale V4R	293,5
6	9	D. PETRUCCI	Ducati Panigale V4R	292,7
7	45	S. REDDING	Ducati Panigale V4R	292,7
8	31	G. GERLOFF	Kawasaki ZX-10RR	292,7
9	77	D. AEGERTER	Yamaha YZF R1	291,1
10	1	T. RAZGATLIOGLU	BMW M1000RR	291,1
11	5	Y. MONTELLA	Ducati Panigale V4R	291,1
12	17	R. VICKERS	Ducati Panigale V4R	291,1
13	60	M. VAN DER MARK	BMW M1000RR	289,5
14	95	T. MACKENZIE	Honda CBR1000 RR-R	288,8
15	55	A. LOCATELLI	Yamaha YZF R1	288,8
16	22	A. LOWES	bimota KB998 Rimini	288,8
17	7	I. LECUONA	Honda CBR1000 RR-R	288,0
18	87	R. GARDNER	Yamaha YZF R1	287,2
19	20	J. O'HALLORAN	Yamaha YZF R1	287,2
20	99	B. SOFUOGLU	Yamaha YZF R1	286,5
21	47	A. BASSANI	bimota KB998 Rimini	286,5
22	21	Z. ZAIDI	Honda CBR1000 RR-R	285,7
23	53	T. RABAT	Yamaha YZF R1	282,0

SEG. 1

1	1	T. RAZGATLIOGLU	30.615
2	87	R. GARDNER	30.685
3	19	A. BAUTISTA	30.694
4	55	A. LOCATELLI	30.696
5	9	D. PETRUCCI	30.711
6	47	A. BASSANI	30.724
7	11	N. BULEGA	30.731
8	5	Y. MONTELLA	30.777
9	77	D. AEGERTER	30.827
10	31	G. GERLOFF	30.880
11	29	A. IANNONE	30.891
12	22	A. LOWES	30.900
13	60	M. VAN DER MARK	30.901
14	99	B. SOFUOGLU	30.922
15	14	S. LOWES	30.931
16	95	T. MACKENZIE	30.954
17	97	X. VIERGE	30.974
18	7	I. LECUONA	31.057
19	53	T. RABAT	31.252
20	20	J. O'HALLORAN	31.258
21	45	S. REDDING	31.305
22	17	R. VICKERS	31.400
23	21	Z. ZAIDI	31.914

SEG. 2

1	11	N. BULEGA	13.894
2	29	A. IANNONE	13.959
3	1	T. RAZGATLIOGLU	13.960
4	55	A. LOCATELLI	13.997
5	19	A. BAUTISTA	13.998
6	9	D. PETRUCCI	14.018
7	14	S. LOWES	14.031
8	22	A. LOWES	14.035
9	5	Y. MONTELLA	14.053
10	87	R. GARDNER	14.072
11	45	S. REDDING	14.110
12	47	A. BASSANI	14.136
13	31	G. GERLOFF	14.145
14	77	D. AEGERTER	14.151
15	99	B. SOFUOGLU	14.157
16	7	I. LECUONA	14.205
17	97	X. VIERGE	14.237
18	95	T. MACKENZIE	14.238
19	60	M. VAN DER MARK	14.267
20	17	R. VICKERS	14.280
21	53	T. RABAT	14.434
22	20	J. O'HALLORAN	14.448
23	21	Z. ZAIDI	14.826

SEG. 3

1	11	N. BULEGA	27.023
2	55	A. LOCATELLI	27.124
3	47	A. BASSANI	27.144
4	9	D. PETRUCCI	27.158
5	19	A. BAUTISTA	27.161
6	87	R. GARDNER	27.164
7	29	A. IANNONE	27.211
8	1	T. RAZGATLIOGLU	27.227
9	99	B. SOFUOGLU	27.236
10	14	S. LOWES	27.247
11	22	A. LOWES	27.265
12	77	D. AEGERTER	27.278
13	5	Y. MONTELLA	27.288
14	95	T. MACKENZIE	27.345
15	31	G. GERLOFF	27.351
16	97	X. VIERGE	27.374
17	7	I. LECUONA	27.378
18	17	R. VICKERS	27.531
19	20	J. O'HALLORAN	27.609
20	53	T. RABAT	27.700
21	45	S. REDDING	27.732
22	21	Z. ZAIDI	28.124
23	60	M. VAN DER MARK	28.344

SEG. 4

1	11	N. BULEGA	21.510
2	55	A. LOCATELLI	21.534
3	9	D. PETRUCCI	21.633
4	47	A. BASSANI	21.650
5	29	A. IANNONE	21.651
6	19	A. BAUTISTA	21.682
7	22	A. LOWES	21.706
8	1	T. RAZGATLIOGLU	21.717
9	87	R. GARDNER	21.724
10	14	S. LOWES	21.752
11	99	B. SOFUOGLU	21.788
12	5	Y. MONTELLA	21.819
13	97	X. VIERGE	21.854
14	7	I. LECUONA	21.899
15	77	D. AEGERTER	21.958
16	31	G. GERLOFF	22.001
17	95	T. MACKENZIE	22.004
18	45	S. REDDING	22.058
19	17	R. VICKERS	22.132
20	53	T. RABAT	22.173
21	20	J. O'HALLORAN	22.241
22	60	M. VAN DER MARK	22.298
23	21	Z. ZAIDI	22.852

12/04/2025

These data/results cannot be reproduced, stored and/or transmitted in whole or in part by any manner of electronic, mechanical, photocopying, recording, broadcasting or otherwise now known or herein after developed without the previous express consent by the copyright owner, except for reproduction in daily press and regular printed publications on sale to the public within 60 days of the event related to those data/results and always provided that copyright symbol appears together as follows below.

© DORNA WSBK ORGANIZATION Srl 2025

Pirelli Dutch Round, 11-13 April 2025

Ideal Times Free Practice 3rd Session

TT Circuit Assen 4.542 m

No.	Rider	Nat	Bike	Seg. 1	Seg. 2	Seg. 3	Seg. 4	Ideal Time		
				Diff. 1	Diff. 2	Diff. 3	Diff. 4	Best Lap	Pos.	Diff.
1	11 N. BULEGA	ITA	Ducati Panigale V4R	30.731	13.894 +0.083	27.023 +0.086	21.510 +0.039	1'33.158 1'33.366	2	0.208
2	55 A. LOCATELLI	ITA	Yamaha YZF R1	30.696 +0.008	13.997	27.124	21.534	1'33.351 1'33.359	1	0.008
3	1 T. RAZGATLIOGLU	TUR	BMW M1000RR	30.615	13.960	27.227	21.717 +0.042	1'33.519 1'33.561	4	0.042
4	9 D. PETRUCCI	ITA	Ducati Panigale V4R	30.711	14.018	27.158	21.633	1'33.520 1'33.520	3	
5	19 A. BAUTISTA	ESP	Ducati Panigale V4R	30.694 +0.185	13.998 +0.014	27.161	21.682	1'33.535 1'33.734	7	0.199
6	87 R. GARDNER	AUS	Yamaha YZF R1	30.685	14.072	27.164	21.724	1'33.645 1'33.645	5	
7	47 A. BASSANI	ITA	bimota KB998 Rimini	30.724	14.136	27.144	21.650	1'33.654 1'33.654	6	
8	29 A. IANNONE	ITA	Ducati Panigale V4R	30.891 +0.085	13.959	27.211	21.651 +0.160	1'33.712 1'33.957	9	0.245
9	22 A. LOWES	GBR	bimota KB998 Rimini	30.900	14.035	27.265 +0.047	21.706 +0.013	1'33.906 1'33.966	10	0.060
10	5 Y. MONTELLA	ITA	Ducati Panigale V4R	30.777	14.053	27.288	21.819	1'33.937 1'33.937	8	
11	14 S. LOWES	GBR	Ducati Panigale V4R	30.931 +0.077	14.031 +0.068	27.247 +0.004	21.752 +0.007	1'33.961 1'34.117	11	0.156
12	99 B. SOFUOGLU	TUR	Yamaha YZF R1	30.922 +0.022	14.157 +0.042	27.236	21.788	1'34.103 1'34.167	12	0.064
13	77 D. AEGERTER	SUI	Yamaha YZF R1	30.827 +0.154	14.151 +0.074	27.278	21.958	1'34.214 1'34.442	13	0.228
14	31 G. GERLOFF	USA	Kawasaki ZX-10RR	30.880 +0.045	14.145	27.351 +0.018	22.001 +0.103	1'34.377 1'34.543	14	0.166
15	97 X. VIERGE	ESP	Honda CBR1000 RR-R	30.974 +0.010	14.237 +0.043	27.374 +0.115	21.854 +0.054	1'34.439 1'34.661	17	0.222
16	7 I. LECUONA	ESP	Honda CBR1000 RR-R	31.057	14.205	27.378 +0.031	21.899	1'34.539 1'34.570	15	0.031
17	95 T. MACKENZIE	GBR	Honda CBR1000 RR-R	30.954	14.238 +0.023	27.345	22.004 +0.080	1'34.541 1'34.644	16	0.103
18	45 S. REDDING	GBR	Ducati Panigale V4R	31.305 +0.020	14.110 +0.101	27.732	22.058	1'35.205 1'35.326	18	0.121
19	17 R. VICKERS	GBR	Ducati Panigale V4R	31.400	14.280	27.531	22.132 +0.191	1'35.343 1'35.534	19	0.191
20	20 J. O'HALLORAN	AUS	Yamaha YZF R1	31.258 +0.009	14.448 +0.102	27.609	22.241 +0.235	1'35.556 1'35.902	21	0.346
21	53 T. RABAT	ESP	Yamaha YZF R1	31.252	14.434 +0.016	27.700	22.173	1'35.559 1'35.575	20	0.016
22	60 M. VAN DER MARK	NED	BMW M1000RR	30.901 +1.659	14.267 +0.659	28.344 +2.997	22.298 +0.444	1'35.810 1'41.569	23	5.759
23	21 Z. ZAIDI	MAS	Honda CBR1000 RR-R	31.914	14.826 +0.090	28.124	22.852 +0.211	1'37.716 1'38.017	22	0.301
Overall Ideal Time				30.615	13.894	27.023	21.510	1'33.042		

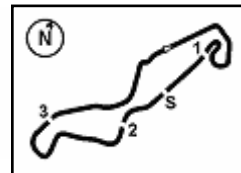
12/04/2025

These data/results cannot be reproduced, stored and/or transmitted in whole or in part by any manner of electronic, mechanical, photocopying, recording, broadcasting or otherwise now known or herein after developed without the previous express consent by the copyright owner, except for reproduction in daily press and regular printed publications on sale to the public within 60 days of the event related to those data/results and always provided that copyright symbol appears together as follows below.

© DORNA WSBK ORGANIZATION Srl 2025

FICR PERUGIA TIMING





Pirelli Dutch Round, 11-13 April 2025 Chronological Analysis Free Practice 3rd Session

TT Circuit Assen 4.542 m

1 / 3

1° 55 A. LOCATELLI [1'33.359]							
Lap	Seg1	Seg2	Seg3	Seg4	Lap Time	km/h	Local Time
1	31.358	15.281	29.151	24.154	1'35.510	274,8	9:02'01.533
2	31.122	14.177	27.712	22.263	1'34.428	288,0	9:03'37.043
3	30.994	14.068	27.479	21.900	1'34.441	288,8	9:06'45.912
4	31.079	14.091	27.411	21.742	1'34.323	284,2	9:08'20.235
5	30.879	14.193	27.508	21.626	1'34.206	285,0	9:09'54.441
6	31.740	14.602	28.247	32.429	1'47.018P	282,0	9:11'41.459
7	1'19.527	14.420	27.583	21.760	2'23.290P	281,3	9:14'04.749
8	30.704	13.997	27.124	21.534	1'33.359	285,7	9:15'38.108
9	30.696	14.123	27.343	21.612	1'33.774	285,0	9:17'11.882
10	30.825	14.079	27.473	21.795	1'34.172	285,0	9:18'46.054
11	31.033	14.157	27.851	21.856	1'34.897	284,2	9:20'20.951

2° 11 N. BULEGA [1'33.366]							
Lap	Seg1	Seg2	Seg3	Seg4	Lap Time	km/h	Local Time
1	31.453	15.648	28.669	22.598	1'34.537	291,9	9:07'07.487
2	30.975	14.002	27.189	21.510	1'33.676	294,3	9:08'41.163
3	30.791	13.943	27.045	21.650	1'33.429	296,7	9:10'14.592
4	31.126	13.966	27.147	21.739	1'33.978	295,1	9:11'48.570
5	30.870	14.037	27.023	21.702	1'33.632	299,2	9:13'22.202
6	31.018	13.894	27.080	21.601	1'33.593	293,5	9:14'55.795
7	30.812	13.978	27.096	21.716	1'33.602	293,5	9:16'29.397
8	30.908	13.927	27.290	21.636	1'33.761	294,3	9:18'03.158
9	30.731	13.977	27.109	21.549	1'33.366	293,5	9:19'36.524
10	30.763	13.909	27.319	21.567	1'33.558	294,3	9:21'10.082

3° 9 D. PETRUCCI [1'33.520]							
Lap	Seg1	Seg2	Seg3	Seg4	Lap Time	km/h	Local Time
1	31.855	15.209	28.256	22.575	1'35.911	292,7	9:03'26.180
2	30.864	14.063	27.277	21.782	1'33.986	291,1	9:05'00.166
3	31.116	14.252	27.590	21.919	1'34.877	292,7	9:06'35.043
4	30.955	14.161	27.360	21.713	1'34.189	290,3	9:08'09.232
5	32.882	15.033	29.070	35.130	1'52.115P	280,5	9:10'01.347
6	2'11.818	14.282	27.318	22.236	3'15.654P	288,0	9:13'17.001
7	30.711	14.018	27.158	21.633	1'33.520	291,1	9:14'50.521
8	32.722	14.705	30.286	21.875	1'39.588	284,2	9:16'30.109
9	30.937	14.086	27.357	21.703	1'34.083	292,7	9:18'04.192
10	30.928	14.074	27.508	21.673	1'34.183	291,1	9:19'38.375
11	30.967	14.196	27.434	21.803	1'34.400	291,9	9:21'12.775

4° 1 T. RAZGATLIOGLU [1'33.561]							
Lap	Seg1	Seg2	Seg3	Seg4	Lap Time	km/h	Local Time
1	31.935	14.611	28.694	22.742	1'36.216	291,1	9:03'34.744
2	31.327	14.258	27.968	22.108	1'35.661	288,0	9:05'10.405
3	31.331	14.153	29.178	31.487	1'46.149P	288,8	9:06'56.554
4	4'45.340	14.581	27.898	22.101	5'49.920P	286,5	9:12'46.474
5	30.615	13.960	27.227	21.759	1'33.561	288,0	9:14'20.035
6	30.786	14.030	27.360	21.722	1'33.898	288,0	9:15'53.933
7	33.143	17.110	27.591	21.883	1'39.727	247,7	9:17'33.660
8	30.659	14.013	27.324	21.717	1'33.713	289,5	9:19'07.373
9	30.731	14.135	27.467	21.723	1'34.056	290,3	9:20'41.429

5° 87 R. GARDNER [1'33.645]							
Lap	Seg1	Seg2	Seg3	Seg4	Lap Time	km/h	Local Time
1	31.726	15.072	28.819	22.758	1'39.590	280,5	9:01'58.354
2	31.259	14.345	31.198	22.321	1'39.590	284,2	9:03'37.944
3	31.234	14.127	27.909	21.995	1'35.265	286,5	9:06'48.326

4	31.179	14.196	27.716	21.857	1'34.948	286,5	9:08'23.274
5	31.168	14.077	27.866	31.518	1'44.629P	287,2	9:10'07.903
6	5'02.255	15.002	28.554	22.680	6'08.491P	276,9	9:16'16.394
7	30.685	14.072	27.164	21.724	1'33.645	284,2	9:17'50.039
8	30.703	14.116	27.368	21.878	1'34.065	285,0	9:19'24.104
9	30.955	14.392	27.465	21.984	1'34.796	285,0	9:20'58.900

6° 47 A. BASSANI [1'33.654]							
Lap	Seg1	Seg2	Seg3	Seg4	Lap Time	km/h	Local Time
1	31.701	14.425	28.208	22.153	1'36.487	281,3	9:04'41.662
2	31.106	14.441	27.462	22.045	1'35.054	279,8	9:06'16.716
3	31.135	14.506	27.560	22.272	1'35.473	285,7	9:07'52.189
4	31.260	14.344	27.552	22.228	1'35.384	283,5	9:09'27.573
5	33.261	14.947	28.959	32.537	1'49.704P	275,5	9:11'17.277
6	4'24.617	14.558	28.055	22.504	5'29.734P	283,5	9:16'47.011
7	30.724	14.136	27.144	21.650	1'33.654	286,5	9:18'20.665
8	30.787	14.217	27.415	22.483	1'34.902	286,5	9:19'55.567
9	31.593	14.432	27.875	22.207	1'36.107	284,2	9:21'31.674

7° 19 A. BAUTISTA [1'33.734]							
Lap	Seg1	Seg2	Seg3	Seg4	Lap Time	km/h	Local Time
1	31.781	14.978	28.741	22.792	1'39.292	283,5	9:02'51.838
2	31.331	14.147	27.613	22.102	1'35.193	294,3	9:06'02.814
3	31.426	14.165	27.774	22.196	1'35.561	294,3	9:07'38.375
4	31.416	14.170	27.795	22.216	1'35.597	294,3	9:09'13.972
5	33.804	14.950	29.367	32.887	1'51.008P	286,5	9:11'04.980
6	3'08.440	14.411	27.484	22.070	4'12.405P	293,5	9:15'17.385
7	30.879	14.012	27.161	21.682	1'33.734	295,1	9:16'51.119
8	30.694	14.400	27.258	21.984	1'34.336	297,5	9:18'25.455
9	30.902	13.998	27.430	21.879	1'34.209	295,9	9:19'59.664
10	31.082	14.036	27.397	21.883	1'34.398	295,1	9:21'34.062

8° 5 Y. MONTELLA [1'33.937]							
Lap	Seg1	Seg2	Seg3	Seg4	Lap Time	km/h	Local Time
1	31.727	15.355	28.514	22.685	1'38.303	264,7	9:01'50.195
2	31.227	14.220	27.513	22.161	1'35.121	291,1	9:05'01.664
3	31.210	14.246	27.659	22.330	1'35.445	291,1	9:06'37.109
4	31.291	14.216	27.655	22.138	1'35.300	290,3	9:08'12.409
5	33.188	14.317	27.913	31.534	1'46.952P	291,1	9:09'59.361
6	3'59.752	14.343	27.626	22.062	5'03.783P	282,7	9:15'03.144
7	30.777	14.053	27.288	21.819	1'33.937	289,5	9:16'37.081
8	34.468	14.298	27.585	22.109	1'38.460	290,3	9:18'15.541
9	31.065	14.061	27.566	22.000	1'34.692	291,1	9:19'50.233
10	31.385	14.262	28.958	22.854	1'37.459	291,1	9:21'27.692

9° 29 A. IANNONE [1'33.957]							
Lap	Seg1	Seg2	Seg3	Seg4	Lap Time	km/h	Local Time
1	31.769	14.290	40.899	25.204	1'52.162	292,7	9:03'52.427
2	33.419	15.610	28.718	23.434	1'41.181	270,0	9:05'33.608
3	31.324	14.077	27.521	21.651	1'34.573	293,5	9:07'08.181
4	31.201	13.978	27.497	21.773	1'34.449	293,5	9:08'42.630
5	31.019	14.047	27.513	21.883	1'34.462	294,3	9:10'17.092
6	35.529	14.668	28.300	31.923	1'50.420P	288,8	9:12'07.512
7	4'41.244	14.312	28.081	22.011	5'45.648P	290,3	9:17'53.160
8	30.891	14.043	27.273	21.821	1'34.028	292,7	9:19'27.188
9	30.976	13.959	27.211	21.811	1'33.957	293,5	9:21'01.145

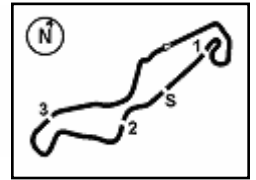
10° 22 A. LOWES [1'33.966]							
Lap	Seg1	Seg2	Seg3	Seg4	Lap Time	km/h	Local Time

12/04/2025 P = Pits In/Out - C = Lap Time Cancelled

These data/results cannot be reproduced, stored and/or transmitted in whole or in part by any manner of electronic, mechanical, photocopying, recording, broadcasting or otherwise now known or herein after developed without the previous express consent by the copyright owner, except for reproduction in daily press and regular printed publications on sale to the public within 60 days of the event related to those data/results and always provided that copyright symbol appears together as follows below.

© DORNA WSBK ORGANIZATION Srl 2025





Pirelli Dutch Round, 11-13 April 2025

Chronological Analysis Free Practice 3rd Session

1	32.205	14.859	36.869	22.813	1'46.746	288,8	9:03'43.056
2	31.862	14.534	27.984	22.234	1'36.614	289,5	9:05'19.670
3	31.511	14.381	27.868	22.643	1'36.403	291,1	9:06'56.073
4	33.757	15.179	28.085	22.360	1'39.381	268,0	9:08'35.454
5	31.627	14.479	27.873	22.499	1'36.478	290,3	9:10'11.932
6	31.708	14.336	27.799	22.132	1'35.975	289,5	9:11'47.907
7	31.403	14.632	27.640	22.167	1'35.842	291,1	9:13'23.749
8	31.573	14.383	27.680	22.317	1'35.953	288,8	9:14'59.702
9	31.442	14.364	27.870	22.436	1'36.112	289,5	9:16'35.814
10	31.609	14.364	27.739	22.221	1'35.933	287,2	9:18'11.747
11	31.465	14.482	29.052	22.181	1'37.180	288,8	9:19'48.927
12	31.400	14.280	27.531	22.323	1'35.534	291,1	9:21'24.461

20° 53 T. RABAT [1'35.575]							
Lap	Seg.1	Seg.2	Seg.3	Seg.4	Lap Time	km/h	Local Time
		15.132	29.286	23.550		276,9	9:01'42.569
1	32.491	14.746	28.574	22.848	1'38.659	278,4	9:03'21.228
2	32.069	14.623	28.345	22.647	1'37.684	280,5	9:04'58.912
3	31.826	14.814	31.032	32.775	1'50.447P	282,0	9:06'49.359
4	3'00.750	14.765	28.380	22.703	4'06.598P	279,8	9:10'55.957
5	31.471	14.487	27.868	22.282	1'36.108	279,1	9:12'32.065
6	31.252	14.450	27.700	22.173	1'35.575	282,0	9:14'07.640
7	31.391	14.434	28.512	33.847	1'48.184P	281,3	9:15'55.824

21° 20 J. O'HALLORAN [1'35.902]							
Lap	Seg.1	Seg.2	Seg.3	Seg.4	Lap Time	km/h	Local Time
		15.671	29.176	23.476		272,0	9:02'03.687
1	32.144	14.806	28.304	22.882	1'38.136	285,0	9:03'41.823
2	31.714	14.735	28.031	22.740	1'37.220	282,7	9:05'19.043
3	31.619	14.649	27.943	22.700	1'36.911	285,0	9:06'55.954
4	31.585	14.623	27.912	22.754	1'36.874	283,5	9:08'32.828
5	31.351	14.632	27.824	22.736	1'36.543	282,0	9:10'09.371
6	31.258	14.610	27.691	22.699	1'36.258	282,0	9:11'45.629
7	31.267	14.550	27.609	22.476	1'35.902	282,7	9:13'21.531
8	37.996	15.756	27.905	22.799	1'44.456	270,0	9:15'05.987
9	31.380	14.522	27.735	22.475	1'36.112	283,5	9:16'42.099
10	31.600	14.540	27.754	22.241	1'36.135	287,2	9:18'18.234
11	31.288	14.448	27.866	24.103	1'37.705C	284,2	9:19'55.939
12	37.444	14.815	28.377	37.432	1'58.068CP	281,3	9:21'54.007

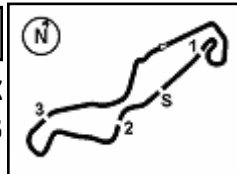
22° 21 Z. ZAIDI [1'38.017]							
Lap	Seg.1	Seg.2	Seg.3	Seg.4	Lap Time	km/h	Local Time
		15.722	29.252	23.548		272,7	9:02'10.083
1	32.672	14.826	28.315	23.096	1'38.909	285,7	9:03'48.992
2	32.154	14.965	28.366	23.078	1'38.563	285,0	9:05'27.555
3	32.080	15.014	28.134	23.231	1'38.459	282,0	9:07'06.014
4	32.920	16.079	28.842	34.640	1'52.481P	257,1	9:08'58.495
5	4'59.654	18.121	30.946	24.237	6'12.958P	232,3	9:15'11.453
6	32.279	14.894	28.138	22.852	1'38.163	283,5	9:16'49.616
7	31.914	14.916	28.124	23.063	1'38.017	284,2	9:18'27.633
8	32.002	15.018	28.132	23.218	1'38.370	281,3	9:20'06.003

23° 60 M. VAN DER MARK [1'41.569]							
Lap	Seg.1	Seg.2	Seg.3	Seg.4	Lap Time	km/h	Local Time
		16.212	28.846	32.273		235,8	9:02'05.295
1	3'46.456	14.913	28.344	22.298	4'52.011P	279,1	9:06'57.306
2	32.560	14.926	31.341	22.742	1'41.569	276,9	9:08'38.875
3	30.901	14.267	35.491	35.005	1'55.664P	289,5	9:10'34.539

12/04/2025 P = Pits In/Out - C = Lap Time Cancelled

These data/results cannot be reproduced, stored and/or transmitted in whole or in part by any manner of electronic, mechanical, photocopying, recording, broadcasting or otherwise now known or herein after developed without the previous express consent by the copyright owner, except for reproduction in daily press and regular printed publications on sale to the public within 60 days of the event related to those data/results and always provided that copyright symbol appears together as follows below.

© DORNA WSBK ORGANIZATION Srl 2025



TT Circuit Assen 4.542 m

Pirelli Dutch Round, 11-13 April 2025

Best Laps & Speeds

No.	Rider Bike	Nat	Best Lap		FP1		FP2		FP3									
			LL	SPD	LL	SPD	LL	SPD	LL	SPD								
1	55 A. LOCATELLI Yamaha YZF R1	ITA	1'33.359 49 288,8		1'34.946 20 288,8		1'34.014 18 286,5		1'33.359 11 288,8									
2	11 N. BULEGA Ducati Panigale V4R	ITA	1'33.366 51 299,2		1'34.637 21 291,9		1'33.592 20 291,1		1'33.366 10 299,2									
3	9 D. PETRUCCI Ducati Panigale V4R	ITA	1'33.520 48 292,7		1'35.095 16 291,9		1'34.232 21 291,9		1'33.520 11 292,7									
4	1 T. RAZGATLIOGLU BMW M1000RR	TUR	1'33.561 44 291,1		1'34.467 15 285,0		1'33.911 20 285,7		1'33.561 9 291,1									
5	87 R. GARDNER Yamaha YZF R1	AUS	1'33.645 47 287,2		1'34.988 18 283,5		1'34.540 20 283,5		1'33.645 9 287,2									
6	47 A. BASSANI bimota KB998 Rimini	ITA	1'33.654 43 286,5		1'35.458 17 284,2		1'33.844 17 285,7		1'33.654 9 286,5									
7	19 A. BAUTISTA Ducati Panigale V4R	ESP	1'33.734 51 297,5		1'34.365 19 295,9		1'34.025 22 294,3		1'33.734 10 297,5									
8	5 Y. MONTELLA Ducati Panigale V4R	ITA	1'33.937 50 291,1		1'35.880 19 291,1		1'34.490 21 288,8		1'33.937 10 291,1									
9	29 A. IANNONE Ducati Panigale V4R	ITA	1'33.957 40 294,3		1'34.760 17 291,9		1'34.142 14 291,9		1'33.957 9 294,3									
10	22 A. LOWES bimota KB998 Rimini	GBR	1'33.966 54 288,8		1'35.220 19 288,8		1'34.620 24 285,7		1'33.966 11 288,8									
11	14 S. LOWES Ducati Panigale V4R	GBR	1'34.117 51 293,5		1'35.283 18 289,5		1'34.135 21 288,0		1'34.117 12 293,5									
12	99 B. SOFUOGLU Yamaha YZF R1	TUR	1'34.167 35 286,5		1'36.461 18 284,2		1'35.558 7 285,0		1'34.167 10 286,5									
13	60 M. VAN DER MARK BMW M1000RR	NED	1'34.360 39 289,5		1'34.936 17 285,0		1'34.360 19 287,2		1'41.569 3 289,5									
14	45 S. REDDING Ducati Panigale V4R	GBR	1'34.422 41 292,7		1'35.400 18 290,3		1'34.422 18 288,8		1'35.326 5 292,7									
15	77 D. AEGERTER Yamaha YZF R1	SUI	1'34.442 52 291,1		1'34.865 22 287,2		1'34.506 20 285,0		1'34.442 10 291,1									
16	31 G. GERLOFF Kawasaki ZX-10RR	USA	1'34.543 51 292,7		1'35.319 20 286,5		1'34.848 22 288,0		1'34.543 9 292,7									
17	7 I. LECUONA Honda CBR1000 RR-R	ESP	1'34.570 48 288,0		1'35.391 17 285,7		1'35.249 19 285,0		1'34.570 12 288,0									
18	95 T. MACKENZIE Honda CBR1000 RR-R	GBR	1'34.644 41 288,8		1'35.637 16 285,7		1'34.787 16 283,5		1'34.644 9 288,8									
19	97 X. VIERGE Honda CBR1000 RR-R	ESP	1'34.661 33 293,5		1'38.160 1 280,5		1'34.715 21 287,2		1'34.661 11 293,5									
20	53 T. RABAT Yamaha YZF R1	ESP	1'34.898 49 284,2		1'35.993 20 283,5		1'34.898 22 284,2		1'35.575 7 282,0									
21	17 R. VICKERS Ducati Panigale V4R	GBR	1'35.534 45 291,1		1'35.966 18 288,8		1'35.594 15 287,2		1'35.534 12 291,1									
22	20 J. O'HALLORAN Yamaha YZF R1	AUS	1'35.559 48 287,2		1'37.793 20 280,5		1'35.559 16 282,0		1'35.902 12 287,2									
23	21 Z. ZAIDI Honda CBR1000 RR-R	MAS	1'38.017 42 285,7		1'40.003 19 279,1		1'39.152 15 278,4		1'38.017 8 285,7									

12/04/2025

These data/results cannot be reproduced, stored and/or transmitted in whole or in part by any manner of electronic, mechanical, photocopying, recording, broadcasting or otherwise now known or herein after developed without the previous express consent by the copyright owner, except for reproduction in daily press and regular printed publications on sale to the public within 60 days of the event related to those data/results and always provided that copyright symbol appears together as follows below.

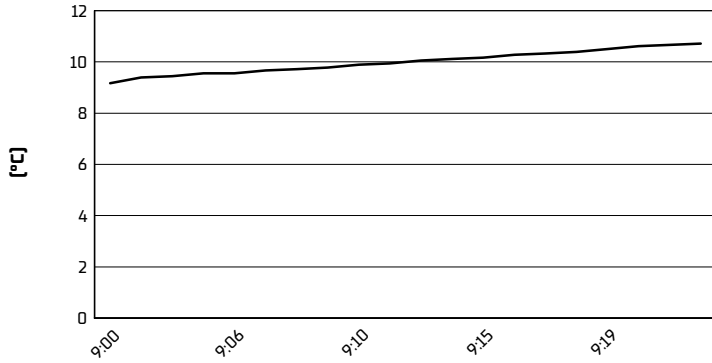
© DORNA WSBK ORGANIZATION Srl 2025

FICR PERUGIA TIMING

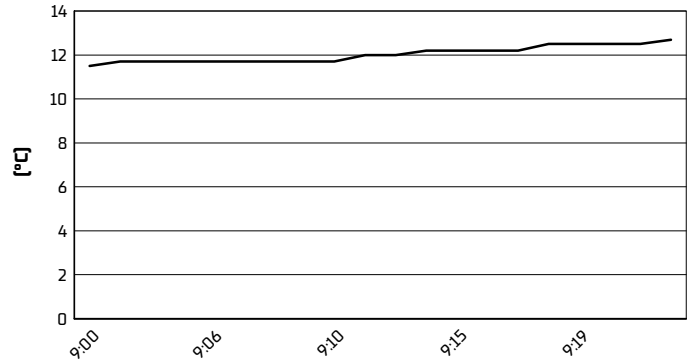


Pirelli Dutch Round, 11-13 April 2025
Weather Report Free Practice 3rd Session
Session started 09:00 - Session ended 9:22

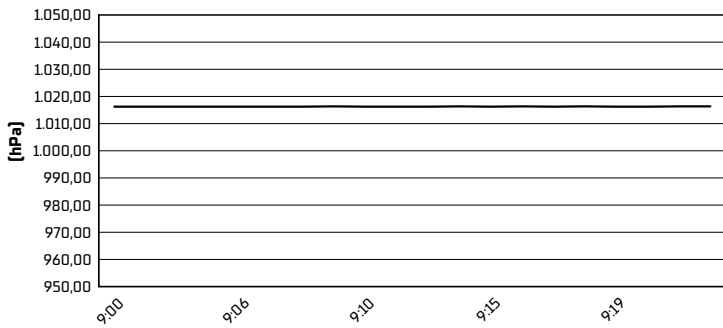
Air Temperature



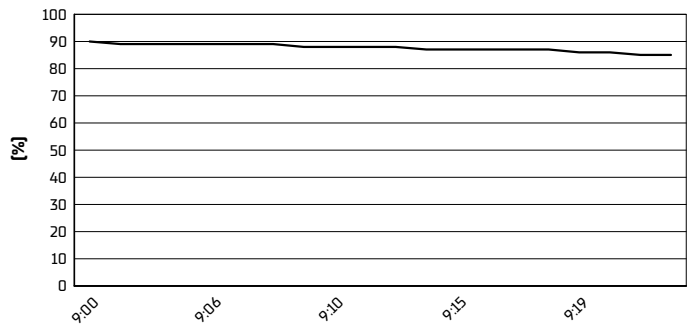
Track Temperature



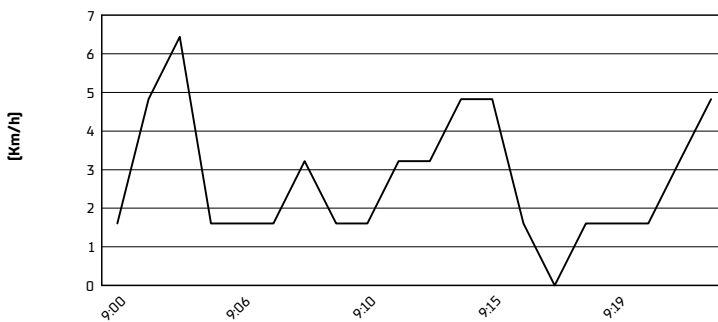
Air Pressure



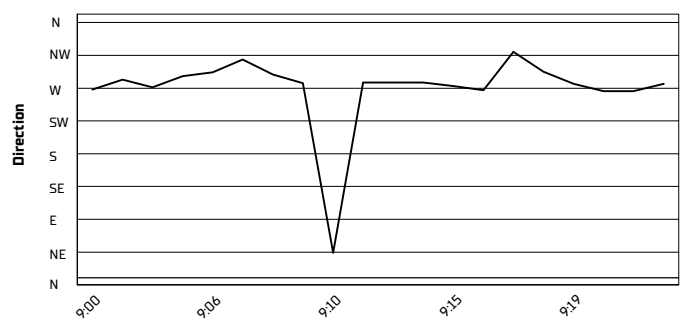
Humidity



Wind Speed



Wind Direction



12/04/2025

These data/results cannot be reproduced, stored and/or transmitted in whole or in part by any manner of electronic, mechanical, photocopying, recording, broadcasting or otherwise now known or herein after developed without the previous express consent by the copyright owner, except for reproduction in daily press and regular printed publications on sale to the public within 60 days of the event related to those data/results and always provided that copyright symbol appears together as follows below.

© DORNA WSBK ORGANIZATION Srl 2025