

No.	Rider	Nat	Team	Bike	Class	Time	Gap	Rel.	Laps	Speed	
										Avg	Max
1	<b>11 N. BULEGA</b>	ITA	Aruba.it Racing - Ducati	Ducati Panigale V4R		<b>1'45.102</b>			5	155,575	<b>282,0</b>
2	<b>55 A. LOCATELLI</b>	ITA	Pata Maxus Yamaha	Yamaha YZF R1		<b>1'45.601</b>	0.499	0.499	3	154,839	<b>273,4</b>
3	<b>45 S. REDDING</b>	GBR	MGM BONDVO Racing	Ducati Panigale V4R	IND	<b>1'45.704</b>	0.602	0.103	5	154,689	<b>278,4</b>
4	<b>14 S. LOWES</b>	GBR	ELF Marc VDS Racing Team	Ducati Panigale V4R	IND	<b>1'45.741</b>	0.639	0.037	4	154,634	<b>279,1</b>
5	<b>5 Y. MONTELLA</b>	ITA	Barni Spark Racing Team	Ducati Panigale V4R	IND	<b>1'46.220</b>	1.118	0.479	5	153,937	<b>279,1</b>
6	<b>9 D. PETRUCCI</b>	ITA	Barni Spark Racing Team	Ducati Panigale V4R	IND	<b>1'46.556</b>	1.454	0.336	5	153,452	<b>275,5</b>
7	<b>22 A. LOWES</b>	GBR	bimota by Kawasaki Racing Team	bimota KB998 Rimini		<b>1'46.889</b>	1.787	0.333	5	152,974	<b>273,4</b>
8	<b>87 R. GARDNER</b>	AUS	GYTR GRT Yamaha WorldSBK Team	Yamaha YZF R1		<b>1'47.445</b>	2.343	0.556	4	152,182	<b>273,4</b>
9	<b>7 I. LECUONA</b>	ESP	Honda HRC	Honda CBR1000 RR-R		<b>1'47.457</b>	2.355	0.012	5	152,165	<b>272,7</b>
10	<b>20 J. O'HALLORAN</b>	AUS	Pata Maxus Yamaha	Yamaha YZF R1		<b>1'47.499</b>	2.397	0.042	5	152,106	<b>267,3</b>
11	<b>17 R. VICKERS</b>	GBR	Motocorsa Racing	Ducati Panigale V4R	IND	<b>1'47.817</b>	2.715	0.318	5	151,657	<b>262,1</b>
12	<b>29 A. IANNONE</b>	ITA	Team Pata Go Eleven	Ducati Panigale V4R	IND	<b>1'48.041</b>	2.939	0.224	4	151,343	<b>279,8</b>
13	<b>19 A. BAUTISTA</b>	ESP	Aruba.it Racing - Ducati	Ducati Panigale V4R		<b>1'48.415</b>	3.313	0.374	4	150,820	<b>284,2</b>
14	<b>31 G. GERLOFF</b>	USA	Kawasaki WorldSBK Team	Kawasaki ZX-10RR		<b>1'48.993</b>	3.891	0.578	5	150,021	<b>269,3</b>
15	<b>97 X. VIERGE</b>	ESP	Honda HRC	Honda CBR1000 RR-R		<b>1'49.102</b>	4.000	0.109	4	149,871	<b>264,7</b>
16	<b>95 T. MACKENZIE</b>	GBR	PETRONAS MIE Honda Racing Team	Honda CBR1000 RR-R	IND	<b>1'49.290</b>	4.188	0.188	4	149,613	<b>270,7</b>
<b>----- Out 105% in this Session -----</b>											
17	<b>47 A. BASSANI</b>	ITA	bimota by Kawasaki Racing Team	bimota KB998 Rimini		<b>1'50.704</b>	5.602	1.414	4	147,702	<b>272,7</b>
18	<b>53 T. RABAT</b>	ESP	Yamaha Motoxracing WorldSBK Team	Yamaha YZF R1	IND	<b>1'52.025</b>	6.923	1.321	5	145,960	<b>265,4</b>
19	<b>77 D. AEGERTER</b>	SUI	GYTR GRT Yamaha WorldSBK Team	Yamaha YZF R1		<b>1'53.774</b>	8.672	1.749	4	143,716	<b>270,7</b>
20	<b>1 T. RAZGATLIOGLU</b>	TUR	ROKIT BMW Motorrad WorldSBK Team	BMW M1000RR					0		
21	<b>21 Z. ZAIDI</b>	MAS	PETRONAS MIE Honda Racing Team	Honda CBR1000 RR-R	IND				0		
22	<b>60 M. VAN DER MARK</b>	NED	ROKIT BMW Motorrad WorldSBK Team	BMW M1000RR					0		
23	<b>99 B. SOFUOGLU</b>	TUR	Yamaha Motoxracing WorldSBK Team	Yamaha YZF R1	IND				0		

**Qualifying Lap Time (105% of 1'45.102): 1'50.358**

AIR	Humidity:	88%	Temp:	12°C
TRACK	Condition:	Wet	Temp:	14°C

Records	Pole	[SP]	2025	S.Lowes	1'32.596	176,590	Km/h
	Race	[RC1]	2025	N.Bulega	1'33.581	174,730	Km/h
	All Times	[SP]	2025	S.Lowes	1'32.596	176,590	Km/h

Start 09:00 End 09:12 The results are provisional until the end of the time limit for protests and appeals and the completion of the technical checks.

13/04/2025

These data/results cannot be reproduced, stored and/or transmitted in whole or in part by any manner of electronic, mechanical, photocopying, recording, broadcasting or otherwise now known or herein after developed without the previous express consent by the copyright owner, except for reproduction in daily press and regular printed publications on sale to the public within 60 days of the event related to those data/results and always provided that copyright symbol appears together as follows below.

© DORNA WSBK ORGANIZATION Srl 2025

## Pirelli Dutch Round, 11-13 April 2025

### Results Warm Up

#### Session Highlights

Local Time	No. Rider	Description
08.36.45		WET PRACTICE - LIGHTS ON
09.00.00		Start of Session
09.03.13	<b>87 R. GARDNER</b>	#87 On the Gravel - Rejoined - Turn 1
09.06.48	<b>29 A. IANNONE</b>	#29 On Asphalt - Rejoined - Turn 1
09.12.12		End of Session

#### Fastest Laps Sequence

No.	Rider	Nat	Team	Bike	Local Time	Time	Gap	Avg
<b>22</b>	<b>A. LOWES</b>	GBR	bimota by Kawasaki Racing Team	bimota KB998 Rimini	09:04'01.131	<b>1'54.336</b>		143,010
<b>45</b>	<b>S. REDDING</b>	GBR	MGM BONDVO Racing	Ducati Panigale V4R	09:04'01.173	<b>1'50.868</b>	-3.468	147,483
<b>11</b>	<b>N. BULEGA</b>	ITA	Aruba.it Racing - Ducati	Ducati Panigale V4R	09:04'02.039	<b>1'50.299</b>	-0.569	148,244
<b>45</b>	<b>S. REDDING</b>	GBR	MGM BONDVO Racing	Ducati Panigale V4R	09:05'48.563	<b>1'47.390</b>	-2.909	152,260
<b>45</b>	<b>S. REDDING</b>	GBR	MGM BONDVO Racing	Ducati Panigale V4R	09:07'34.644	<b>1'46.081</b>	-1.309	154,139
<b>45</b>	<b>S. REDDING</b>	GBR	MGM BONDVO Racing	Ducati Panigale V4R	09:09'20.480	<b>1'45.836</b>	-0.245	154,496
<b>14</b>	<b>S. LOWES</b>	GBR	ELF Marc VDS Racing Team	Ducati Panigale V4R	09:10'21.697	<b>1'45.741</b>	-0.095	154,634
<b>55</b>	<b>A. LOCATELLI</b>	ITA	Pata Maxus Yamaha	Yamaha YZF R1	09:10'49.671	<b>1'45.601</b>	-0.140	154,839
<b>11</b>	<b>N. BULEGA</b>	ITA	Aruba.it Racing - Ducati	Ducati Panigale V4R	09:11'12.426	<b>1'45.102</b>	-0.499	155,575

13/04/2025 Start 09:00 End 09:12 The results are provisional until the end of the time limit for protests and appeals and the completion of the technical checks.

These data/results cannot be reproduced, stored and/or transmitted in whole or in part by any manner of electronic, mechanical, photocopying, recording, broadcasting or otherwise now known or herein after developed without the previous express consent by the copyright owner, except for reproduction in daily press and regular printed publications on sale to the public within 60 days of the event related to those data/results and always provided that copyright symbol appears together as follows below.

© DORNA WSBK ORGANIZATION Srl 2025

## Pirelli Dutch Round, 11-13 April 2025

### Best Sectors & Speed Warm Up

#### BEST LAP

1	<b>11</b> N. BULEGA	Ducati Panigale V4R	1'45.102
2	<b>55</b> A. LOCATELLI	Yamaha YZF R1	1'45.601
3	<b>45</b> S. REDDING	Ducati Panigale V4R	1'45.704
4	<b>14</b> S. LOWES	Ducati Panigale V4R	1'45.741
5	<b>5</b> Y. MONTELLA	Ducati Panigale V4R	1'46.220
6	<b>9</b> D. PETRUCCI	Ducati Panigale V4R	1'46.556
7	<b>22</b> A. LOWES	bimota KB998 Rimini	1'46.889
8	<b>87</b> R. GARDNER	Yamaha YZF R1	1'47.445
9	<b>7</b> I. LECUONA	Honda CBR1000 RR-R	1'47.457
10	<b>20</b> J. O'HALLORAN	Yamaha YZF R1	1'47.499
11	<b>17</b> R. VICKERS	Ducati Panigale V4R	1'47.817
12	<b>29</b> A. IANNONE	Ducati Panigale V4R	1'48.041
13	<b>19</b> A. BAUTISTA	Ducati Panigale V4R	1'48.415
14	<b>31</b> G. GERLOFF	Kawasaki ZX-10RR	1'48.993
15	<b>97</b> X. VIERGE	Honda CBR1000 RR-R	1'49.102
16	<b>95</b> T. MACKENZIE	Honda CBR1000 RR-R	1'49.290
17	<b>47</b> A. BASSANI	bimota KB998 Rimini	1'50.704
18	<b>53</b> T. RABAT	Yamaha YZF R1	1'52.025
19	<b>77</b> D. AEGERTER	Yamaha YZF R1	1'53.774
20	<b>1</b> T. RAZGATLIOGLU	BMW M1000RR	
21	<b>21</b> Z. ZAIDI	Honda CBR1000 RR-R	
22	<b>60</b> M. VAN DER MARK	BMW M1000RR	
23	<b>99</b> B. SOFUOGLU	Yamaha YZF R1	

#### SPEED

1	<b>19</b> A. BAUTISTA	Ducati Panigale V4R	284,2
2	<b>11</b> N. BULEGA	Ducati Panigale V4R	282,0
3	<b>29</b> A. IANNONE	Ducati Panigale V4R	279,8
4	<b>5</b> Y. MONTELLA	Ducati Panigale V4R	279,1
5	<b>14</b> S. LOWES	Ducati Panigale V4R	279,1
6	<b>45</b> S. REDDING	Ducati Panigale V4R	278,4
7	<b>9</b> D. PETRUCCI	Ducati Panigale V4R	275,5
8	<b>22</b> A. LOWES	bimota KB998 Rimini	273,4
9	<b>87</b> R. GARDNER	Yamaha YZF R1	273,4
10	<b>55</b> A. LOCATELLI	Yamaha YZF R1	273,4
11	<b>7</b> I. LECUONA	Honda CBR1000 RR-R	272,7
12	<b>47</b> A. BASSANI	bimota KB998 Rimini	272,7
13	<b>95</b> T. MACKENZIE	Honda CBR1000 RR-R	270,7
14	<b>77</b> D. AEGERTER	Yamaha YZF R1	270,7
15	<b>31</b> G. GERLOFF	Kawasaki ZX-10RR	269,3
16	<b>20</b> J. O'HALLORAN	Yamaha YZF R1	267,3
17	<b>53</b> T. RABAT	Yamaha YZF R1	265,4
18	<b>97</b> X. VIERGE	Honda CBR1000 RR-R	264,7
19	<b>17</b> R. VICKERS	Ducati Panigale V4R	262,1

#### SEG. 1

#### SEG. 2

#### SEG. 3

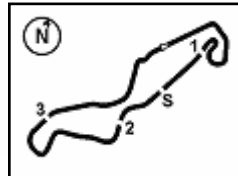
#### SEG. 4

1	<b>55</b> A. LOCATELLI	34.521	1	<b>11</b> N. BULEGA	15.454	1	<b>11</b> N. BULEGA	30.377	1	<b>11</b> N. BULEGA	24.604
2	<b>45</b> S. REDDING	34.632	2	<b>14</b> S. LOWES	15.530	2	<b>14</b> S. LOWES	30.558	2	<b>5</b> Y. MONTELLA	24.658
3	<b>11</b> N. BULEGA	34.667	3	<b>5</b> Y. MONTELLA	15.673	3	<b>45</b> S. REDDING	30.635	3	<b>45</b> S. REDDING	24.672
4	<b>14</b> S. LOWES	34.747	4	<b>55</b> A. LOCATELLI	15.705	4	<b>55</b> A. LOCATELLI	30.691	4	<b>55</b> A. LOCATELLI	24.684
5	<b>9</b> D. PETRUCCI	34.807	5	<b>45</b> S. REDDING	15.758	5	<b>9</b> D. PETRUCCI	30.762	5	<b>17</b> R. VICKERS	24.848
6	<b>5</b> Y. MONTELLA	34.978	6	<b>22</b> A. LOWES	15.886	6	<b>22</b> A. LOWES	30.889	6	<b>9</b> D. PETRUCCI	24.865
7	<b>20</b> J. O'HALLORAN	35.081	7	<b>20</b> J. O'HALLORAN	16.065	7	<b>87</b> R. GARDNER	30.911	7	<b>14</b> S. LOWES	24.906
8	<b>7</b> I. LECUONA	35.087	8	<b>9</b> D. PETRUCCI	16.084	8	<b>5</b> Y. MONTELLA	30.911	8	<b>22</b> A. LOWES	24.999
9	<b>22</b> A. LOWES	35.115	9	<b>19</b> A. BAUTISTA	16.098	9	<b>20</b> J. O'HALLORAN	31.119	9	<b>87</b> R. GARDNER	25.007
10	<b>19</b> A. BAUTISTA	35.261	10	<b>87</b> R. GARDNER	16.124	10	<b>7</b> I. LECUONA	31.162	10	<b>7</b> I. LECUONA	25.084
11	<b>17</b> R. VICKERS	35.265	11	<b>7</b> I. LECUONA	16.124	11	<b>29</b> A. IANNONE	31.258	11	<b>29</b> A. IANNONE	25.233
12	<b>29</b> A. IANNONE	35.284	12	<b>29</b> A. IANNONE	16.266	12	<b>17</b> R. VICKERS	31.287	12	<b>20</b> J. O'HALLORAN	25.234
13	<b>87</b> R. GARDNER	35.403	13	<b>17</b> R. VICKERS	16.305	13	<b>19</b> A. BAUTISTA	31.294	13	<b>97</b> X. VIERGE	25.391
14	<b>31</b> G. GERLOFF	35.622	14	<b>31</b> G. GERLOFF	16.338	14	<b>95</b> T. MACKENZIE	31.436	14	<b>95</b> T. MACKENZIE	25.507
15	<b>97</b> X. VIERGE	35.642	15	<b>95</b> T. MACKENZIE	16.429	15	<b>31</b> G. GERLOFF	31.476	15	<b>31</b> G. GERLOFF	25.557
16	<b>95</b> T. MACKENZIE	35.918	16	<b>47</b> A. BASSANI	16.435	16	<b>97</b> X. VIERGE	31.573	16	<b>19</b> A. BAUTISTA	25.692
17	<b>53</b> T. RABAT	36.208	17	<b>97</b> X. VIERGE	16.496	17	<b>47</b> A. BASSANI	32.144	17	<b>47</b> A. BASSANI	25.754
18	<b>47</b> A. BASSANI	36.371	18	<b>53</b> T. RABAT	16.630	18	<b>53</b> T. RABAT	32.652	18	<b>53</b> T. RABAT	26.535
19	<b>77</b> D. AEGERTER	36.960	19	<b>77</b> D. AEGERTER	16.650	19	<b>77</b> D. AEGERTER	33.148	19	<b>77</b> D. AEGERTER	27.000

13/04/2025

These data/results cannot be reproduced, stored and/or transmitted in whole or in part by any manner of electronic, mechanical, photocopying, recording, broadcasting or otherwise now known or herein after developed without the previous express consent by the copyright owner, except for reproduction in daily press and regular printed publications on sale to the public within 60 days of the event related to those data/results and always provided that copyright symbol appears together as follows below.

© DORNA WSBK ORGANIZATION Srl 2025



TT Circuit Assen 4.542 m

## Pirelli Dutch Round, 11-13 April 2025

### Ideal Times Warm Up

No.	Rider	Nat	Bike	Seg. 1	Seg. 2	Seg. 3	Seg. 4	Ideal Time			
				Diff. 1	Diff. 2	Diff. 3	Diff. 4	Best Lap	Pos.	Diff.	
1	<b>11 N. BULEGA</b>	ITA	Ducati Panigale V4R	34.667	<b>15.454</b>	<b>30.377</b>	<b>24.604</b>	<b>1'45.102</b>	1'45.102	1	
2	<b>55 A. LOCATELLI</b>	ITA	Yamaha YZF R1	<b>34.521</b>	15.705	30.691	24.684	<b>1'45.601</b>	1'45.601	2	
3	<b>45 S. REDDING</b>	GBR	Ducati Panigale V4R	34.632	15.758 +0.007	30.635	24.672	<b>1'45.697</b>	1'45.704	3	0.007
4	<b>14 S. LOWES</b>	GBR	Ducati Panigale V4R	34.747	15.530	30.558	24.906	<b>1'45.741</b>	1'45.741	4	
5	<b>5 Y. MONTELLA</b>	ITA	Ducati Panigale V4R	34.978	15.673	30.911	24.658	<b>1'46.220</b>	1'46.220	5	
6	<b>9 D. PETRUCCI</b>	ITA	Ducati Panigale V4R	34.807	16.084	30.762 +0.038	24.865	<b>1'46.518</b>	1'46.556	6	0.038
7	<b>22 A. LOWES</b>	GBR	bimota KB998 Rimini	35.115	15.886	30.889	24.999	<b>1'46.889</b>	1'46.889	7	
8	<b>87 R. GARDNER</b>	AUS	Yamaha YZF R1	35.403	16.124	30.911	25.007	<b>1'47.445</b>	1'47.445	8	
9	<b>7 I. LECUONA</b>	ESP	Honda CBR1000 RR-R	35.087	16.124	31.162	25.084	<b>1'47.457</b>	1'47.457	9	
10	<b>20 J. O'HALLORAN</b>	AUS	Yamaha YZF R1	35.081	16.065	31.119	25.234	<b>1'47.499</b>	1'47.499	10	
11	<b>17 R. VICKERS</b>	GBR	Ducati Panigale V4R	35.265 +0.007	16.305 +0.014	31.287 +0.091	24.848	<b>1'47.705</b>	1'47.817	11	0.112
12	<b>29 A. IANNONE</b>	ITA	Ducati Panigale V4R	35.284	16.266	31.258	25.233	<b>1'48.041</b>	1'48.041	12	
13	<b>19 A. BAUTISTA</b>	ESP	Ducati Panigale V4R	35.261	16.098	31.294	25.692 +0.070	<b>1'48.345</b>	1'48.415	13	0.070
14	<b>31 G. GERLOFF</b>	USA	Kawasaki ZX-10RR	35.622	16.338	31.476	25.557	<b>1'48.993</b>	1'48.993	14	
15	<b>97 X. VIERGE</b>	ESP	Honda CBR1000 RR-R	35.642	16.496	31.573	25.391	<b>1'49.102</b>	1'49.102	15	
16	<b>95 T. MACKENZIE</b>	GBR	Honda CBR1000 RR-R	35.918	16.429	31.436	25.507	<b>1'49.290</b>	1'49.290	16	
17	<b>47 A. BASSANI</b>	ITA	bimota KB998 Rimini	36.371	16.435	32.144	25.754	<b>1'50.704</b>	1'50.704	17	
18	<b>53 T. RABAT</b>	ESP	Yamaha YZF R1	36.208	16.630	32.652	26.535	<b>1'52.025</b>	1'52.025	18	
19	<b>77 D. AEGERTER</b>	SUI	Yamaha YZF R1	36.960	16.650	33.148 +0.016	27.000	<b>1'53.758</b>	1'53.774	19	0.016
	<b>1 T. RAZGATLIOGLU</b>	TUR	BMW M1000RR								
	<b>21 Z. ZAIDI</b>	MAS	Honda CBR1000 RR-R								
	<b>60 M. VAN DER MARK</b>	NED	BMW M1000RR								
	<b>99 B. SOFUOGLU</b>	TUR	Yamaha YZF R1								
<b>Overall Ideal Time</b>				34.521	15.454	30.377	24.604	<b>1'44.956</b>			

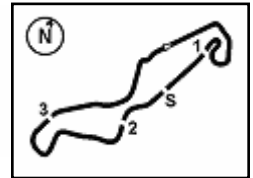
13/04/2025

These data/results cannot be reproduced, stored and/or transmitted in whole or in part by any manner of electronic, mechanical, photocopying, recording, broadcasting or otherwise now known or herein after developed without the previous express consent by the copyright owner, except for reproduction in daily press and regular printed publications on sale to the public within 60 days of the event related to those data/results and always provided that copyright symbol appears together as follows below.

© DORNA WSBK ORGANIZATION Srl 2025

FICR PERUGIA TIMING





1° 11 N. BULEGA [1'45.102]								8° 87 R. GARDNER [1'47.445]							
Lap	Seg1	Seg2	Seg3	Seg4	Lap Time	km/h	Local Time	Lap	Seg1	Seg2	Seg3	Seg4	Lap Time	km/h	Local Time
1	36.610	18.568	34.233	27.903	1'50.299	224,1	9:02'11.740	1	49.366	17.727	33.577	27.212	2'05.479	257,8	9:02'50.334
2	35.865	16.200	31.828	25.661	1'48.117	276,2	9:04'02.039	2	38.805	17.492	32.587	26.034	1'53.543	260,2	9:04'55.813
3	38.168	15.896	31.134	25.492	1'50.690	273,4	9:07'40.846	3	35.567	16.543	32.274	25.921	1'48.747	272,7	9:08'38.103
4	35.096	15.783	30.724	24.875	1'46.478	276,9	9:09'27.324	4	<b>35.403</b>	<b>16.124</b>	<b>30.911</b>	<b>25.007</b>	<b>1'47.445</b>	<b>273,4</b>	9:10'25.548
5	<b>34.667</b>	<b>15.454</b>	<b>30.377</b>	<b>24.604</b>	<b>1'45.102</b>	278,4	9:11'12.426								

2° 55 A. LOCATELLI [1'45.601]								9° 7 I. LECUONA [1'47.457]							
Lap	Seg1	Seg2	Seg3	Seg4	Lap Time	km/h	Local Time	Lap	Seg1	Seg2	Seg3	Seg4	Lap Time	km/h	Local Time
1	36.267	16.946	32.716	26.010	1'49.438	264,1	9:05'27.057	1	37.381	18.626	35.932	28.203	1'53.400	241,1	9:02'16.512
2	35.225	16.321	31.566	25.284	1'47.575	270,7	9:07'16.495	2	35.977	17.102	32.598	26.319	1'50.655	260,2	9:04'09.912
3	<b>34.521</b>	16.047	31.069	25.234	1'45.601	273,4	9:10'49.671	3	35.801	16.497	32.055	26.126	1'49.728	271,4	9:07'50.295
								4	35.707	16.304	31.778	25.845	1'49.400	267,3	9:09'39.695
								5	<b>35.087</b>	<b>16.124</b>	<b>31.162</b>	<b>25.084</b>	<b>1'47.457</b>	<b>272,7</b>	9:11'27.152

3° 45 S. REDDING [1'45.704]								10° 20 J. O'HALLORAN [1'47.499]							
Lap	Seg1	Seg2	Seg3	Seg4	Lap Time	km/h	Local Time	Lap	Seg1	Seg2	Seg3	Seg4	Lap Time	km/h	Local Time
1	36.740	21.297	34.955	28.430	1'50.868	162,7	9:02'10.305	1	38.060	18.198	35.603	28.498	1'55.313	240,5	9:04'11.801
2	35.442	16.511	31.846	25.771	1'47.390	273,4	9:04'01.173	2	35.937	17.657	33.140	26.456	1'51.011	264,7	9:06'02.812
3	34.914	15.971	31.066	24.911	1'46.081	276,9	9:05'48.563	3	35.667	16.694	32.272	26.108	1'49.814	266,0	9:07'52.626
4	34.716	15.794	30.643	24.683	1'45.836	277,6	9:09'20.484	4	35.200	16.429	31.986	25.732	1'48.384	<b>267,3</b>	9:09'41.010
5	<b>34.632</b>	15.765	<b>30.635</b>	<b>24.672</b>	<b>1'45.704</b>	<b>278,4</b>	9:11'06.184	5	<b>35.081</b>	<b>16.065</b>	<b>31.119</b>	<b>25.234</b>	<b>1'47.499</b>	266,0	9:11'28.509

4° 14 S. LOWES [1'45.741]								11° 17 R. VICKERS [1'47.817]							
Lap	Seg1	Seg2	Seg3	Seg4	Lap Time	km/h	Local Time	Lap	Seg1	Seg2	Seg3	Seg4	Lap Time	km/h	Local Time
1	37.015	18.032	34.037	27.800	1'52.149	256,5	9:03'06.393	1	40.240	18.609	35.297	28.029	1'56.233	236,8	9:02'33.989
2	36.240	16.599	32.399	26.136	1'49.856	271,4	9:04'58.542	2	36.299	17.316	32.412	26.265	1'51.321	255,3	9:04'30.222
3	35.372	16.551	31.539	25.526	1'47.558	251,7	9:06'48.398	3	35.582	16.699	31.872	26.451	1'48.510	<b>262,1</b>	9:08'10.053
4	<b>34.747</b>	15.880	<b>30.558</b>	<b>24.906</b>	<b>1'45.741</b>	<b>279,1</b>	9:10'21.697	4	<b>35.265</b>	<b>16.305</b>	<b>31.287</b>	<b>25.336</b>	<b>1'48.598</b>	260,2	9:09'58.651
								5	35.272	16.319	31.479	25.543	<b>1'47.817</b>	261,5	9:11'46.468

5° 5 Y. MONTELLA [1'46.220]								12° 29 A. IANNONE [1'48.041]							
Lap	Seg1	Seg2	Seg3	Seg4	Lap Time	km/h	Local Time	Lap	Seg1	Seg2	Seg3	Seg4	Lap Time	km/h	Local Time
1	37.534	17.740	34.343	27.045	1'53.195	249,4	9:02'17.254	1	37.783	17.897	34.056	26.628	1'53.040	240,5	9:02'45.524
2	36.008	17.202	32.866	25.593	1'49.488	261,5	9:04'10.449	2	36.686	16.707	32.438	26.112	1'51.177	275,5	9:04'38.564
3	35.212	16.207	31.893	25.380	1'47.838	273,4	9:05'59.937	3	40.492	16.486	32.166	25.839	1'55.471	<b>279,8</b>	9:06'29.741
4	35.115	15.905	31.738	24.983	1'46.941	275,5	9:07'47.775	4	<b>35.284</b>	<b>16.713</b>	<b>32.493</b>	<b>25.773</b>	<b>1'55.471</b>	274,8	9:08'25.212
5	<b>34.978</b>	<b>15.673</b>	<b>30.911</b>	<b>24.658</b>	<b>1'46.220</b>	279,1	9:11'20.936								

6° 9 D. PETRUCCI [1'46.556]								13° 19 A. BAUTISTA [1'48.415]							
Lap	Seg1	Seg2	Seg3	Seg4	Lap Time	km/h	Local Time	Lap	Seg1	Seg2	Seg3	Seg4	Lap Time	km/h	Local Time
1	37.160	17.947	34.263	27.549	1'53.609	248,8	9:02'18.543	1	37.487	17.665	34.276	27.708	1'54.071	244,3	9:02'41.180
2	35.798	16.646	31.775	25.191	1'49.410	254,7	9:06'01.562	2	35.960	16.648	32.939	26.997	1'49.910	276,2	9:04'35.251
3	35.349	16.312	31.442	25.460	1'48.563	266,7	9:07'50.125	3	35.464	16.202	31.908	25.840	1'49.768	<b>284,2</b>	9:06'25.161
4	35.209	<b>16.084</b>	<b>30.762</b>	<b>24.987</b>	1'47.042	272,7	9:09'37.167	4	<b>35.261</b>	<b>16.514</b>	<b>32.098</b>	<b>25.692</b>	<b>1'48.415</b>	265,4	9:08'14.929
5	<b>34.807</b>	<b>16.084</b>	30.800	<b>24.865</b>	<b>1'46.556</b>	<b>275,5</b>	9:11'23.723								

7° 22 A. LOWES [1'46.889]								14° 31 G. GERLOFF [1'48.993]							
Lap	Seg1	Seg2	Seg3	Seg4	Lap Time	km/h	Local Time	Lap	Seg1	Seg2	Seg3	Seg4	Lap Time	km/h	Local Time
1	37.859	18.557	33.756	28.526	1'54.336	248,3	9:02'06.795	1	37.909	18.291	35.436	28.527	1'55.368	243,2	9:02'24.586
2	36.615	16.815	33.109	26.553	1'50.645	269,3	9:04'01.131	2	36.708	17.388	33.170	26.901	1'52.478	264,1	9:04'19.954
3	35.587	16.635	31.727	25.668	1'48.984	271,4	9:05'51.776	3	36.192	16.833	32.513	26.424	1'50.966	268,7	9:06'12.432
4	35.550	16.264	31.418	25.715	1'47.637	272,0	9:07'40.760	4	35.928	16.465	31.955	26.354	1'50.201	268,0	9:08'03.398
5	<b>35.115</b>	16.078	30.963	25.046	1'46.889	272,0	9:09'28.397	5	<b>35.622</b>	<b>16.634</b>	<b>31.815</b>	<b>25.824</b>	<b>1'48.993</b>	266,7	9:09'53.599
		<b>15.886</b>	<b>30.889</b>	<b>24.999</b>	<b>1'46.889</b>	<b>273,4</b>	9:11'15.286								

13/04/2025 P = Pits In/Out - C = Lap Time Cancelled

These data/results cannot be reproduced, stored and/or transmitted in whole or in part by any manner of electronic, mechanical, photocopying, recording, broadcasting or otherwise now known or herein after developed without the previous express consent by the copyright owner, except for reproduction in daily press and regular printed publications on sale to the public within 60 days of the event related to those data/results and always provided that copyright symbol appears together as follows below.

© DORNA WSBK ORGANIZATION Srl 2025

## Pirelli Dutch Round, 11-13 April 2025

### Chronological Analysis Warm Up

15° 97 X. VIERGE [1'49.102]							
Lap	Seg.1	Seg.2	Seg.3	Seg.4	Lap Time	km/h	Local Time
		18.147	34.054	28.323		232,8	9:02'33.389
1	40.020	17.256	32.745	26.799	1'56.820	244,9	9:04'30.209
2	36.672	16.908	32.255	26.323	1'52.158	254,1	9:06'22.367
3	37.035	16.621	31.846	25.677	1'51.179	<b>264,7</b>	9:08'13.546
4	<b>35.642</b>	<b>16.496</b>	<b>31.573</b>	<b>25.391</b>	<b>1'49.102</b>	262,1	9:10'02.648

16° 95 T. MACKENZIE [1'49.290]							
Lap	Seg.1	Seg.2	Seg.3	Seg.4	Lap Time	km/h	Local Time
		18.325	35.520	28.825		249,4	9:02'33.295
1	39.227	17.235	32.763	26.859	1'56.084	253,5	9:04'29.379
2	36.266	16.838	32.327	26.639	1'52.070	263,4	9:06'21.449
3	38.265	16.739	32.317	25.899	1'53.220	246,6	9:08'14.669
4	<b>35.918</b>	<b>16.429</b>	<b>31.436</b>	<b>25.507</b>	<b>1'49.290</b>	<b>270,7</b>	9:10'03.959

17° 47 A. BASSANI [1'50.704]							
Lap	Seg.1	Seg.2	Seg.3	Seg.4	Lap Time	km/h	Local Time
		18.208	34.085	28.087		241,6	9:02'33.511
1	37.052	16.668	32.533	26.300	1'52.553	268,0	9:04'26.064
2	37.245	16.588	32.468	26.275	1'52.576	<b>272,7</b>	9:06'18.640
3	<b>36.371</b>	<b>16.435</b>	<b>32.144</b>	<b>25.754</b>	<b>1'50.704</b>	270,0	9:08'09.344
4	44.870	16.934	33.099	26.257	2'01.160	257,1	9:10'10.504

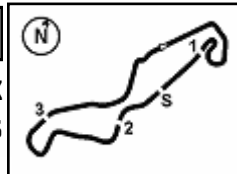
18° 53 T. RABAT [1'52.025]							
Lap	Seg.1	Seg.2	Seg.3	Seg.4	Lap Time	km/h	Local Time
		19.124	37.301	29.496		226,9	9:02'12.684
1	41.086	18.403	35.545	27.999	2'03.033	243,2	9:04'15.717
2	38.106	17.435	33.535	26.979	1'56.055	253,5	9:06'11.772
3	37.059	17.071	33.347	27.077	1'54.554	261,5	9:08'06.326
4	36.711	17.171	32.947	26.657	1'53.486	260,9	9:09'59.812
5	<b>36.208</b>	<b>16.630</b>	<b>32.652</b>	<b>26.535</b>	<b>1'52.025</b>	<b>265,4</b>	9:11'51.837

19° 77 D. AEGERTER [1'53.774]							
Lap	Seg.1	Seg.2	Seg.3	Seg.4	Lap Time	km/h	Local Time
		18.780	36.772	28.738		259,0	9:02'26.090
1	39.153	17.411	35.096	27.707	1'59.367	268,0	9:04'25.457
2	37.960	17.281	33.994	27.499	1'56.734	264,7	9:06'22.191
3	37.298	16.863	<b>33.148</b>	27.084	1'54.393	259,0	9:08'16.584
4	<b>36.960</b>	<b>16.650</b>	33.164	<b>27.000</b>	<b>1'53.774</b>	<b>270,7</b>	9:10'10.358

13/04/2025 P = Pits In/Out - C = Lap Time Cancelled

These data/results cannot be reproduced, stored and/or transmitted in whole or in part by any manner of electronic, mechanical, photocopying, recording, broadcasting or otherwise now known or herein after developed without the previous express consent by the copyright owner, except for reproduction in daily press and regular printed publications on sale to the public within 60 days of the event related to those data/results and always provided that copyright symbol appears together as follows below.

© DORNA WSBK ORGANIZATION Srl 2025



## Pirelli Dutch Round, 11-13 April 2025

### Best Laps & Speeds

TT Circuit Assen 4.542 m

No.	Rider Bike	Nat	Best Lap		FP1		FP2		FP3		SP		RC1		WUP	
			LL	SPD	LL	SPD	LL	SPD	LL	SPD	LL	SPD	LL	SPD	LL	SPD
1	<b>14 S. LOWES</b> Ducati Panigale V4R	GBR	<b>1'32.596</b> 68 293,5		1'35.283 18 289,5	1'34.135 21 288,0	1'34.117 12 <b>293,5</b>		<b>1'32.596</b> 7 291,1		1'34.245 6 290,3	1'45.741 4 279,1				
2	<b>11 N. BULEGA</b> Ducati Panigale V4R	ITA	<b>1'32.760</b> 84 299,2		1'34.637 21 291,9	1'33.592 20 291,1	1'33.366 10 <b>299,2</b>		<b>1'32.760</b> 7 295,9		1'33.581 21 292,7	1'45.102 5 282,0				
3	<b>1 T. RAZGATLIOGLU</b> BMW M1000RR	TUR	<b>1'32.815</b> 72 293,5		1'34.467 15 285,0	1'33.911 20 285,7	1'33.561 9 291,1		<b>1'32.815</b> 7 292,7		1'33.921 21 <b>293,5</b>					
4	<b>47 A. BASSANI</b> bimota KB998 Rimini	ITA	<b>1'32.899</b> 74 294,3		1'35.458 17 284,2	1'33.844 17 285,7	1'33.654 9 286,5		<b>1'32.899</b> 7 288,8		1'34.948 20 <b>294,3</b>	1'50.704 4 272,7				
5	<b>19 A. BAUTISTA</b> Ducati Panigale V4R	ESP	<b>1'32.901</b> 68 300,8		1'34.365 19 295,9	1'34.025 22 294,3	1'33.734 10 297,5		<b>1'32.901</b> 7 295,9		1'33.804 6 <b>300,8</b>	1'48.415 4 284,2				
6	<b>55 A. LOCATELLI</b> Yamaha YZF R1	ITA	<b>1'32.959</b> 80 288,8		1'34.946 20 <b>288,8</b>	1'34.014 18 286,5	1'33.359 11 <b>288,8</b>		<b>1'32.959</b> 7 287,2		1'34.235 21 <b>288,8</b>	1'45.601 3 273,4				
7	<b>9 D. PETRUCCI</b> Ducati Panigale V4R	ITA	<b>1'33.130</b> 80 295,1		1'35.095 16 291,9	1'34.232 21 291,9	1'33.520 11 292,7		<b>1'33.130</b> 6 292,7		1'34.253 21 <b>295,1</b>	1'46.556 5 275,5				
8	<b>87 R. GARDNER</b> Yamaha YZF R1	AUS	<b>1'33.169</b> 78 289,5		1'34.988 18 283,5	1'34.540 20 283,5	1'33.645 9 287,2		<b>1'33.169</b> 6 284,2		1'34.454 21 <b>289,5</b>	1'47.445 4 273,4				
9	<b>22 A. LOWES</b> bimota KB998 Rimini	GBR	<b>1'33.235</b> 86 289,5		1'35.220 19 288,8	1'34.620 24 285,7	1'33.966 11 288,8		<b>1'33.235</b> 6 <b>289,5</b>		1'34.209 21 288,8	1'46.889 5 273,4				
10	<b>29 A. IANNONE</b> Ducati Panigale V4R	ITA	<b>1'33.272</b> 56 296,7		1'34.760 17 291,9	1'34.142 14 291,9	1'33.957 9 294,3		<b>1'33.272</b> 6 292,7		1'34.374 6 <b>296,7</b>	1'48.041 4 279,8				
11	<b>77 D. AEGERTER</b> Yamaha YZF R1	SUI	<b>1'33.274</b> 84 292,7		1'34.865 22 287,2	1'34.506 20 285,0	1'34.442 10 291,1		<b>1'33.274</b> 7 289,5		1'34.861 21 <b>292,7</b>	1'53.774 4 270,7				
12	<b>5 Y. MONTELLA</b> Ducati Panigale V4R	ITA	<b>1'33.401</b> 62 293,5		1'35.880 19 291,1	1'34.490 21 288,8	1'33.937 10 291,1		<b>1'33.401</b> 6 <b>293,5</b>		1 289,5	1'46.220 5 279,1				
13	<b>60 M. VAN DER MARK</b> BMW M1000RR	NED	<b>1'33.451</b> 67 292,7		1'34.936 17 285,0	1'34.360 19 287,2	1'41.569 3 289,5		<b>1'33.451</b> 7 288,0		1'34.271 21 <b>292,7</b>					
14	<b>7 I. LECUONA</b> Honda CBR1000 RR-R	ESP	<b>1'33.469</b> 81 291,9		1'35.391 17 285,7	1'35.249 19 285,0	1'34.570 12 288,0		<b>1'33.469</b> 7 290,3		1'34.462 21 <b>291,9</b>	1'47.457 5 272,7				
15	<b>95 T. MACKENZIE</b> Honda CBR1000 RR-R	GBR	<b>1'33.539</b> 73 289,5		1'35.637 16 285,7	1'34.787 16 283,5	1'34.644 9 288,8		<b>1'33.539</b> 7 <b>289,5</b>		1'35.081 21 287,2	1'49.290 4 270,7				
16	<b>45 S. REDDING</b> Ducati Panigale V4R	GBR	<b>1'33.597</b> 72 292,7		1'35.400 18 290,3	1'34.422 18 288,8	1'35.326 5 <b>292,7</b>		<b>1'33.597</b> 5 291,9		1'34.843 21 291,1	1'45.704 5 278,4				
17	<b>31 G. GERLOFF</b> Kawasaki ZX-10RR	USA	<b>1'33.646</b> 84 293,5		1'35.319 20 286,5	1'34.848 22 288,0	1'34.543 9 292,7		<b>1'33.646</b> 7 <b>293,5</b>		1'35.265 21 291,9	1'48.993 5 269,3				
18	<b>97 X. VIERGE</b> Honda CBR1000 RR-R	ESP	<b>1'33.690</b> 65 295,1		1'38.160 1 280,5	1'34.715 21 287,2	1'34.661 11 293,5		<b>1'33.690</b> 7 293,5		1'34.678 21 <b>295,1</b>	1'49.102 4 264,7				
19	<b>99 B. SOFUOGLU</b> Yamaha YZF R1	TUR	<b>1'34.133</b> 47 286,5		1'36.461 18 284,2	1'35.558 7 285,0	1'34.167 10 <b>286,5</b>		<b>1'34.133</b> 7 284,2		1'34.986 5 <b>286,5</b>					
20	<b>53 T. RABAT</b> Yamaha YZF R1	ESP	<b>1'34.737</b> 81 286,5		1'35.993 20 283,5	1'34.898 22 284,2	1'35.575 7 282,0		<b>1'34.737</b> 6 <b>286,5</b>		1'35.295 21 <b>286,5</b>	1'52.025 5 265,4				
21	<b>17 R. VICKERS</b> Ducati Panigale V4R	GBR	<b>1'34.819</b> 78 291,1		1'35.966 18 288,8	1'35.594 15 287,2	1'35.534 12 <b>291,1</b>		<b>1'34.819</b> 7 <b>291,1</b>		1'35.665 21 288,0	1'47.817 5 262,1				
22	<b>20 J. O'HALLORAN</b> Yamaha YZF R1	AUS	<b>1'35.165</b> 80 287,2		1'37.793 20 280,5	1'35.559 16 282,0	1'35.902 12 <b>287,2</b>		<b>1'35.165</b> 6 284,2		1'36.767 21 282,0	1'47.499 5 267,3				
23	<b>21 Z. ZAIDI</b> Honda CBR1000 RR-R	MAS	<b>1'37.256</b> 69 285,7		1'40.003 19 279,1	1'39.152 15 278,4	1'38.017 8 <b>285,7</b>		<b>1'37.256</b> 6 <b>285,7</b>		1'37.824 21 283,5					

13/04/2025

These data/results cannot be reproduced, stored and/or transmitted in whole or in part by any manner of electronic, mechanical, photocopying, recording, broadcasting or otherwise now known or herein after developed without the previous express consent by the copyright owner, except for reproduction in daily press and regular printed publications on sale to the public within 60 days of the event related to those data/results and always provided that copyright symbol appears together as follows below.

© DORNA WSBK ORGANIZATION Srl 2025

FICR PERUGIA TIMING




**Pirelli Dutch Round, 11-13 April 2025**


**Weather Report Warm Up**

Session started 09:00 - Session ended 9:12


**Air Temperature**




**Track Temperature**



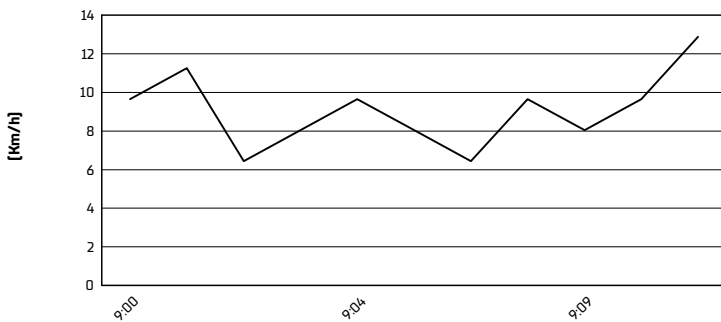
**Air Pressure**



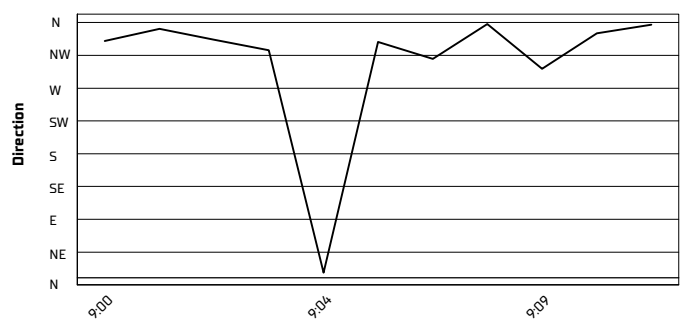
**Humidity**



**Wind Speed**



**Wind Direction**

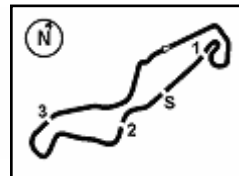


13/04/2025

These data/results cannot be reproduced, stored and/or transmitted in whole or in part by any manner of electronic, mechanical, photocopying, recording, broadcasting or otherwise now known or herein after developed without the previous express consent by the copyright owner, except for reproduction in daily press and regular printed publications on sale to the public within 60 days of the event related to those data/results and always provided that copyright symbol appears together as follows below.

© DORNA WSBK ORGANIZATION Srl 2025





TT Circuit Assen 4.542 m

## Pirelli Dutch Round, 11-13 April 2025

Starting Grid - Tissot Superpole Race (10 Laps x 4,542 km = 45,420 km)

1	14	LOWES S. Ducati	1'32.596	2	11	BULEGA N. Ducati	1'32.760	3	1	RAZGATLIOGLU T. BMW	1'32.815
2	47	BASSANI A. bimota	1'32.899	5	19	BAUTISTA A. Ducati	1'32.901	6	55	LOCATELLI A. Yamaha	1'32.959
3	9	PETRUCCI D. Ducati	1'33.130	8	87	GARDNER R. Yamaha	1'33.169	9	22	LOWES A. bimota	1'33.235
4	29	IANNONE A. Ducati	1'33.272	11	77	AEGERTER D. Yamaha	1'33.274	12	5	MONTELLA Y. Ducati	1'33.401
5	60	VAN DER MARK M. BMW	1'33.451	14	7	LECUONA I. Honda	1'33.469	15	95	MACKENZIE T. Honda	1'33.539
6	45	REDDING S. Ducati	1'33.597	17	31	GERLOFF G. Kawasaki	1'33.646	18	97	VIERGE X. Honda	1'33.690
7	99	SOFUOGLU B. Yamaha	1'34.133	20	53	RABAT T. Yamaha	1'34.737	21	17	VICKERS R. Ducati	1'34.819
8	20	O'HALLORAN J. Yamaha	1'35.165	23	21	ZAIDI Z. Honda					

13/04/2025 The Race Director .....

These data/results cannot be reproduced, stored and/or transmitted in whole or in part by any manner of electronic, mechanical, photocopying, recording, broadcasting or otherwise now known or herein after developed without the previous express consent by the copyright owner, except for reproduction in daily press and regular printed publications on sale to the public within 60 days of the event related to those data/results and always provided that copyright symbol appears together as follows below. © DORNA WSBK ORGANIZATION Srl 2025