

Pirelli Dutch Round, 11-13 April 2025
Results Race 1

Laps 12 = 54,504 Km - Time of Race 19'32.419 - Avg. 167,359 km/h

1 / 4

Pos	Grid	No. Rider	Nat	Team	Bike	Class	LL	Gap	Rel.	Fastest Lap	Speed	Qualifying	Speed
1	3	11 B. BENDSNEYDER	NED	MV Agusta Reparto Corse	MV Agusta F3 800 RR		12			1'36.962	252,9	1'36.765	252,3
2	6	62 S. MANZI	ITA	Pata Yamaha Ten Kate Racing	Yamaha YZF R9		12	3.228	3.228	1'36.952	250,6	1'37.179	253,5
3	1	61 C. ONCU	TUR	Yamaha BLU CRU Evan Bros Team	Yamaha YZF R9		12	3.930	0.702	1'37.054	254,1	1'36.184	251,7
4	5	51 J. MASIA	ESP	Orelac Racing Verdnatura	Ducati Panigale V2		12	6.298	2.368	1'36.969	257,1	1'37.152	258,4
5	2	69 T. BOOTH-AMOS	GBR	PTR Triumph Factory Racing	Triumph Street Triple RS 765		12	10.800	4.502	1'37.521	255,3	1'36.734	254,7
6	11	24 L. TACCINI	ITA	Ecosantagata Althea Racing Team	Ducati Panigale V2		12	10.924	0.124	1'37.426	258,4	1'37.340	260,2
7	10	65 P. OETTL	GER	Feel Racing WorldSSP Team	Ducati Panigale V2		12	11.121	0.197	1'37.584	256,5	1'37.317	254,1
8	14	57 A. MAHENDRA	INA	Yamaha BLU CRU Evan Bros Team	Yamaha YZF R9		12	11.247	0.126	1'37.712	256,5	1'37.469	252,3
9	8	94 L. MAHIAS	FRA	GMT94-YAMAHA	Yamaha YZF R9		12	11.371	0.124	1'37.833	249,4	1'37.221	247,7
10	9	52 J. ALCOBA	ESP	Kawasaki WorldSSP Team	Kawasaki ZX-6R 636		12	15.283	3.912	1'38.108	257,8	1'37.266	254,1
11	15	77 F. FARIOLI	ITA	MV Agusta Reparto Corse	MV Agusta F3 800 RR		12	16.073	0.790	1'37.878	259,6	1'37.638	255,3
12	20	6 C. PEROLARI	FRA	Honda Racing World Supersport	Honda CBR600RR	*	12	16.227	0.154	1'37.887	252,9	1'37.868	248,3
13	31	64 F. CARICASULO	ITA	Motozoo ME air Racing	MV Agusta F3 800 RR		12	20.885	4.658	1'38.392	253,5	1'39.393	250,6
14	16	28 G. VAN STRAALEN	NED	D34G WorldSSP Racing Team	Ducati Panigale V2		12	21.529	0.644	1'38.370	251,7	1'37.739	254,1
15	19	43 S. JESPERSEN	DEN	Ecosantagata Althea Racing Team	Ducati Panigale V2		12	21.536	0.007	1'38.555	255,9	1'37.850	259,0
16	21	21 M. RINALDI	ITA	GMT94-YAMAHA	Yamaha YZF R9		12	23.537	2.001	1'38.469	252,3	1'37.962	245,5
17	23	31 Y. OKAMOTO	JPN	Pata Yamaha Ten Kate Racing	Yamaha YZF R9		12	25.388	1.851	1'38.697	255,9	1'38.015	252,9
18	22	50 O. VOSTATEK	CZE	WRP Racing	Ducati Panigale V2		12	29.491	4.103	1'38.948	252,9	1'37.992	251,2
19	25	25 M. VAN DER VOORT	NED	Track and Trades Wixx Racing	Ducati Panigale V2		12	30.111	0.620	1'39.245	247,7	1'38.367	246,0
20	24	66 N. TUULI	FIN	QJMOTOR Factory Racing	QJMOTOR SRK 800 RR	*	12	30.550	0.439	1'39.239	252,9	1'38.238	250,0
21	28	68 L. POWER	AUS	Motozoo ME air Racing	MV Agusta F3 800 RR		12	33.115	2.565	1'39.541	257,1	1'38.908	251,7
22	17	5 N. ANTONELLI	ITA	VFT Racing	Yamaha YZF R9		12	49.188	16.073	1'38.605	248,3	1'37.798	252,9
23	26	7 L. VENEMAN	NED	EAB Racing Team	Ducati Panigale V2		12	50.051	0.863	1'40.884	254,7	1'38.739	252,3
24	32	22 A. CARRASCO	ESP	Honda Racing World Supersport	Honda CBR600RR	*	12	54.441	4.390	1'40.895	253,5	1'40.045	249,4
25	13	23 M. SCHROETTER	GER	WRP Racing	Ducati Panigale V2		12	1'02.042	7.601	1'37.715	254,1	1'37.435	254,1
Not Classified													
RET	29	45 L. DE VLEESCHAUWER	BEL	Track and Trades Wixx Racing	Ducati Panigale V2		11	1 Lap		1'39.214	254,7	1'39.232	250,0
RET	4	53 V. DEBISE	FRA	Renzi Corse	Ducati Panigale V2		5	7 Laps		1'36.993	252,9	1'36.894	256,5
RET	7	20 X. CARDELUS	AND	Orelac Racing Verdnatura	Ducati Panigale V2		4	8 Laps		1'38.057	256,5	1'37.201	257,8
RET	18	27 K. TOBA	JPN	PETRONAS MIE Honda Racing Team	Honda CBR600RR		0					1'37.820	253,5
RET	30	33 E. MONTERO	ESP	D34G WorldSSP Racing Team	Ducati Panigale V2	*	0					1'39.308	248,3
RET	27	4 L. ARBEL	FRA	Team Fiembo-Pilote Moto Production	MV Agusta F3 800 RR		0					1'38.865	245,5
RET	12	32 O. BAYLISS	AUS	PTR Triumph Factory Racing	Triumph Street Triple RS 765		0					1'37.363	257,8

AIR	Humidity:	35%	Temp:	22°C
TRACK	Condition:	Dry	Temp:	28°C

Records	Pole [SP]	2025	C.Oncu	1'36.184	169,999 Km/h
	Race [RC2]	2023	N.Bulega	1'37.607	167,521 Km/h
	All Times [SP]	2025	C.Oncu	1'36.184	169,999 Km/h
Race Fastest Lap	[New Record]	Lap 3	S.Manzi	1'36.952	168,653 Km/h

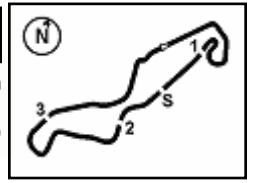
LAP LEADERS				
No. Rider	From	To	Laps	Total
61 C. ONCU	1	6	6	6
11 B. BENDSNEYDER	7	12	6	6

TOTAL LEADER LAPS			
No. Rider	Laps		
61 C. ONCU	34	53 V. DEBISE	1
62 S. MANZI	16		
69 T. BOOTH-AMOS	12		
11 B. BENDSNEYDER	11		
51 J. MASIA	4		
24 L. TACCINI	2		
21 M. RINALDI	1		
52 J. ALCOBA	1		

12/04/2025 15:33 15:57 The results are provisional until the end of the time limit for protests and appeals and the completion of the technical checks.

These data/results cannot be reproduced, stored and/or transmitted in whole or in part by any manner of electronic, mechanical, photocopying, recording, broadcasting or otherwise now known or herein after developed without the previous express consent by the copyright owner, except for reproduction in daily press and regular printed publications on sale to the public within 60 days of the event related to those data/results and always provided that copyright symbol appears together as follows below.

© DORNA WSBK ORGANIZATION Srl 2025



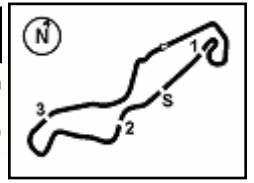
Pirelli Dutch Round, 11-13 April 2025
Results Race 1

* WorldSSP Challenge

Start End The results are provisional until the end of the time limit for protests and appeals
12/04/2025 15:33 15:57 and the completion of the technical checks.

These data/results cannot be reproduced, stored and/or transmitted in whole or in part by any manner of electronic, mechanical, photocopying, recording, broadcasting or otherwise now known or herein after developed without the previous express consent by the copyright owner, except for reproduction in daily press and regular printed publications on sale to the public within 60 days of the event related to those data/results and always provided that copyright symbol appears together as follows below.

© DORNA WSBK ORGANIZATION Srl 2025



Pirelli Dutch Round, 11-13 April 2025
Results Race 1

Race Highlights

Time	No. Rider	Description
15.12.20		Warm Up Lap Started
15.15.37		Start of Session
15.16.26	4 L. ARBEL	#4 Crashed - Turn 5
15.16.26	33 E. MONTERO	#33 Crashed - Turn 5
15.17.26		RED FLAG
15.20.04	4 L. ARBEL	#4 Medical Centre
15.20.04	33 E. MONTERO	#33 Medical Centre
15.28.00		Pit Lane Opened
15.29.02		Pit Lane Closed
15.31.05	27 K. TOBA	#27 Bike went in pit lane
15.31.11		Warm Up Lap Started
15.33.33		Start of Session
15.34.00	5 N. ANTONELLI	#5 Crashed - Turn 3
15.34.01	32 O. BAYLISS	#32 Crashed - Turn 3
15.34.09	5 N. ANTONELLI	#5 Rejoined
15.34.34	32 O. BAYLISS	#32 Not Actively Competing
15.34.53	4 L. ARBEL	#4 Retired
15.34.53	33 E. MONTERO	#33 Retired
15.35.16	27 K. TOBA	#27 Retired
15.35.21		No Jump Starts
15.35.43	27 K. TOBA	#27 Is not allowed to join the race - 1st lap completed
15.37.25	5 N. ANTONELLI	#5 Lap Time Cancelled [First Lap] - Yellow Flag - Turn 3-4
15.37.51	11 B. BENDSNEYDER	#11 Lap Time Cancelled [1'37.273] - Exceeded Track Limits - Turn 18
15.40.29	53 V. DEBISE	#53 Crashed - Turn 3
15.40.57	23 M. SCHROETTER	#23 Crashed - Turn 5
15.40.57	20 X. CARDELUS	#20 Crashed - Turn 5
15.41.07	53 V. DEBISE	#53 Rejoined
15.41.26	23 M. SCHROETTER	#23 Rejoined
15.42.25	53 V. DEBISE	#53 Entered Pit Lane
15.42.51	20 X. CARDELUS	#20 Not Actively Competing
15.42.52	57 A. MAHENDRA	#57 Lap Time Cancelled [1'37.857] - Yellow Flag - Turn 3-4
15.43.12	65 P. OETTL	#65 Lap Time Cancelled [1'37.833] - Yellow Flag - Turn 3-4
15.43.17	52 J. ALCOBA	#52 Lap Time Cancelled [1'38.892] - Yellow Flag - Turn 3-4
15.43.22	77 F. FARIOLI	#77 Lap Time Cancelled [1'38.064] - Yellow Flag - Turn 3-4
15.43.27	6 C. PEROLARI	#6 Lap Time Cancelled [1'39.171] - Yellow Flag - Turn 3-4
15.43.32	23 M. SCHROETTER	#23 Lap Time Cancelled [2'27.465] - Yellow Flag - Turn 3-4
15.43.42	28 G. VAN STRAALLEN	#28 Lap Time Cancelled [1'39.001] - Yellow Flag - Turn 3-4
15.43.47	43 S. JESPERSEN	#43 Lap Time Cancelled [1'38.920] - Yellow Flag - Turn 3-4
15.43.52	64 F. CARICASULO	#64 Lap Time Cancelled [1'38.725] - Yellow Flag - Turn 3-4
15.43.58	66 N. TUULI	#66 Lap Time Cancelled [1'39.916] - Yellow Flag - Turn 3-4
15.43.59	53 V. DEBISE	#53 Retired
15.44.02	21 M. RINALDI	#21 Lap Time Cancelled [1'39.022] - Yellow Flag - Turn 3-4
15.44.08	31 Y. OKAMOTO	#31 Lap Time Cancelled [1'39.145] - Yellow Flag - Turn 3-4
15.44.12	68 L. POWER	#68 Lap Time Cancelled [1'40.020] - Yellow Flag - Turn 3-4
15.44.18	25 M. VAN DER VOORT	#25 Lap Time Cancelled [1'40.150] - Yellow Flag - Turn 3-4
15.44.23	50 O. VOSTATEK	#50 Lap Time Cancelled [1'38.765] - Yellow Flag - Turn 3-4
15.44.28	45 L. DE VLEESCHAUWER	#45 Lap Time Cancelled [1'39.872] - Yellow Flag - Turn 3-4
15.44.33	45 L. DE VLEESCHAUWER	#45 Lap Time Cancelled [1'39.872] - Yellow Flag - Turn 3-4
15.44.38	22 A. CARRASCO	#22 Lap Time Cancelled [1'41.245] - Yellow Flag - Turn 3-4
15.44.43	7 L. VENEMAN	#7 Lap Time Cancelled [1'41.666] - Yellow Flag - Turn 3-4
15.44.48	5 N. ANTONELLI	#5 Lap Time Cancelled [1'39.494] - Yellow Flag - Turn 3-4
15.44.53	53 V. DEBISE	#53 Lap Time Cancelled [2'37.814] - Yellow Flag - Turn 3-4
15.44.58	61 C. ONCU	#61 Lap Time Cancelled [1'37.524] - Yellow Flag - Turn 5
15.45.03	11 B. BENDSNEYDER	#11 Lap Time Cancelled [1'37.200] - Yellow Flag - Turn 5
15.45.08	62 S. MANZI	#62 Lap Time Cancelled [1'37.258] - Yellow Flag - Turn 5
15.45.13	51 J. MASIA	#51 Lap Time Cancelled [1'37.242] - Yellow Flag - Turn 5
15.45.18	24 L. TACCINI	#24 Lap Time Cancelled [1'38.393] - Yellow Flag - Turn 5
15.45.23	69 T. BOOTH-AMOS	#69 Lap Time Cancelled [1'38.282] - Yellow Flag - Turn 5
15.45.28	57 A. MAHENDRA	#57 Lap Time Cancelled [1'38.294] - Yellow Flag - Turn 5
15.45.33	94 L. MAHIAS	#94 Lap Time Cancelled [1'38.669] - Yellow Flag - Turn 5

Start End The results are provisional until the end of the time limit for protests and appeals
15:33 15:57 and the completion of the technical checks.

These data/results cannot be reproduced, stored and/or transmitted in whole or in part by any manner of electronic, mechanical, photocopying, recording, broadcasting or otherwise now known or herein after developed without the previous express consent by the copyright owner, except for reproduction in daily press and regular printed publications on sale to the public within 60 days of the event related to those data/results and always provided that copyright symbol appears together as follows below.

© DORNA WSBK ORGANIZATION Srl 2025



Pirelli Dutch Round, 11-13 April 2025
Results Race 1

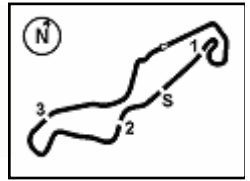
4 / 4

15.45.38	65 P. OETTL	#65 Lap Time Cancelled [1'38.368] - Yellow Flag - Turn 5
15.45.43	77 F. FARIOLI	#77 Lap Time Cancelled [1'38.410] - Yellow Flag - Turn 5
15.45.48	52 J. ALCOBA	#52 Lap Time Cancelled [1'38.312] - Yellow Flag - Turn 5
15.45.48	20 X. CARDELUS	#20 Medical Centre
15.45.53	6 C. PEROLARI	#6 Lap Time Cancelled [1'38.413] - Yellow Flag - Turn 5
15.45.58	28 G. VAN STRAALEN	#28 Lap Time Cancelled [1'38.548] - Yellow Flag - Turn 5
15.46.03	43 S. JESPERSEN	#43 Lap Time Cancelled [1'38.436] - Yellow Flag - Turn 5
15.46.04		Incident in turn 5 - Under Investigation
15.46.08	64 F. CARICASULO	#64 Lap Time Cancelled [1'38.599] - Yellow Flag - Turn 5
15.46.13	21 M. RINALDI	#21 Lap Time Cancelled [1'38.510] - Yellow Flag - Turn 5
15.46.18	31 Y. OKAMOTO	#31 Lap Time Cancelled [1'39.009] - Yellow Flag - Turn 5
15.46.23	66 N. TUULI	#66 Lap Time Cancelled [1'39.658] - Yellow Flag - Turn 5
15.46.28	68 L. POWER	#68 Lap Time Cancelled [1'39.765] - Yellow Flag - Turn 5
15.46.33	50 O. VOSTATEK	#50 Lap Time Cancelled [1'39.522] - Yellow Flag - Turn 5
15.46.38	25 M. VAN DER VOORT	#25 Lap Time Cancelled [1'39.437] - Yellow Flag - Turn 5
15.46.43	45 L. DE VLEESCHAUWER	#45 Lap Time Cancelled [1'39.411] - Yellow Flag - Turn 5
15.46.48	22 A. CARRASCO	#22 Lap Time Cancelled [1'41.161] - Yellow Flag - Turn 5
15.46.51		2/3 of Race Distance Completed
15.46.53	7 L. VENEMAN	#7 Lap Time Cancelled [1'40.994] - Yellow Flag - Turn 5
15.46.58	5 N. ANTONELLI	#5 Lap Time Cancelled [1'40.478] - Yellow Flag - Turn 5
15.47.03	51 J. MASIA	#51 Lap Time Cancelled [1'37.242] - Exceeded Track Limits - Turn 18
15.47.08	25 M. VAN DER VOORT	#25 Lap Time Cancelled [1'39.437] - Exceeded Track Limits - Turn 18
15.49.21	25 M. VAN DER VOORT	#25 Lap Time Cancelled [1'39.576] - Exceeded Track Limits - Turn 18
15.49.45	50 O. VOSTATEK	#50 Lap Time Cancelled [1'39.390] - Exceeded Track Limits - Turn 18
15.53.39	45 L. DE VLEESCHAUWER	#45 Entered Pit Lane
15.54.02		Podium Confirmed
15.58.31		Results Confirmed
15.59.09		End of Session

Start End The results are provisional until the end of the time limit for protests and appeals
12/04/2025 15:33 15:57 and the completion of the technical checks.

These data/results cannot be reproduced, stored and/or transmitted in whole or in part by any manner of electronic, mechanical, photocopying, recording, broadcasting or otherwise now known or herein after developed without the previous express consent by the copyright owner, except for reproduction in daily press and regular printed publications on sale to the public within 60 days of the event related to those data/results and always provided that copyright symbol appears together as follows below.

© DORNA WSBK ORGANIZATION Srl 2025



Pirelli Dutch Round, 11-13 April 2025
Riders Standings

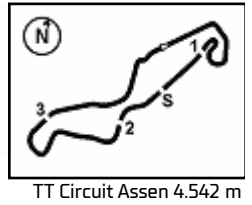
TT Circuit Assen 4.542 m

	Points	Points From First	Points From Previous	February 23 PHILLIP ISLAND	March 23 PORTIMAO	April 13 ASSEN	May 4 CREMONA	May 18 MOST	June 15 MISANO	July 13 DONINGTON	July 27 BALATON	September 7 MAGNY-COURS	September 28 ARAGON	October 12 ESTORIL	October 19 JEREZ			
1 MANZI Stefano (ITA)	105			25 20	20 20	20												
2 BENDSNEYDER Bo (NED)	95	10		13 16	16 25	25												
3 BOOTH-AMOS Tom (GBR)	83	22	12	20 25	11 16	11												
4 ONCU Can (TUR)	52	53	31	11	25	16												
5 MAHIAS Lucas (FRA)	50	55	2	7 10	13 13	7												
6 MASIA Jaume (ESP)	41	64	9	10	9 9	13												
7 ALCOBA Jeremy (ESP)	40	65	1	6 11	7 10	6												
8 SCHROETTER Marcel (GER)	34	71	6	16	10 8													
9 DEBISE Valentin (FRA)	27	78	7	8	8 11													
10 TACCINI Leonardo (ITA)	22	83	5	1	4 7	10												
11 OETTL Philipp (GER)	20	85	2		5 6	9												
12 BAYLISS Oliver (AUS)	18	87	2	9 9														
13 RINALDI Michael (ITA)	13	92	5	13														
14 CARDELLUS Xavi (AND)	13	92	0	8	2 3													
15 MAHENDRA Aldi (INA)	12	93	1	3	1 8													
16 PEROLARI Corentin (FRA)	12	93	0		3 5	4												
17 FARIOLI Filippo (ITA)	10	95	2		1 4	5												
18 TOBA Kaito (JPN)	9	96	1	2 7														
19 CARICASULO Federico (ITA)	9	96	0		6 3													
20 VOSTATEK Ondrej (CZE)	9	96	0	3 6														
21 POWER Luke (AUS)	9	96	0	4 5														
22 JESPERSEN Simon (DEN)	8	97	1	1 4	2 1													
23 ANTONELLI Niccolo (ITA)	5	100	3	5														
24 VAN STRAALEN Glenn (NED)	2	103	3			2												
25 VOIGHT Harrison (AUS)	2	103	0	2														

12/04/2025 First Line: Championship Standings - Second Line: Ranking Progression

These data/results cannot be reproduced, stored and/or transmitted in whole or in part by any manner of electronic, mechanical, photocopying, recording, broadcasting or otherwise now known or herein after developed without the previous express consent by the copyright owner, except for reproduction in daily press and regular printed publications on sale to the public within 60 days of the event related to those data/results and always provided that copyright symbol appears together as follows below.

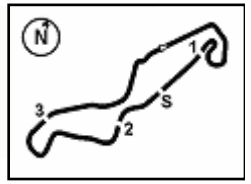
© DORNA WSBK ORGANIZATION Srl 2025



Pirelli Dutch Round, 11-13 April 2025
Riders Standings

Points	Points From First	Points From Previous	WorldSSP Challenge															
			March 23 PORTIMAO	April 13 ASSEN	May 4 CREMONA	May 18 MOST	June 15 MISANO	July 13 DONINGTON	July 27 BALATON	September 7 MAGNY-COURS	September 28 ARAGON	October 12 ESTORIL	October 19 JEREZ					
1 PEROLARI Corentin (FRA)	12		3 1	5 1	4 1													

12/04/2025 First Line: Championship Standings - Second Line: Ranking Progression
 These data/results cannot be reproduced, stored and/or transmitted in whole or in part by any manner of electronic, mechanical, photocopying, recording, broadcasting or otherwise now known or herein after developed without the previous express consent by the copyright owner, except for reproduction in daily press and regular printed publications on sale to the public within 60 days of the event related to those data/results and always provided that copyright symbol appears together as follows below.
 © DORNA WSBK ORGANIZATION Srl 2025



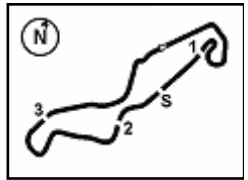
Pirelli Dutch Round, 11-13 April 2025
Manufacturers Standings

TT Circuit Assen 4.542 m

	Points	Points From First	Points From Previous	February 23 PHILLIP ISLAND		March 23 PORTIMAO		April 13 ASSEN		May 4 CREMONA		May 18 MOST		June 15 MISANO		July 13 DONINGTON		July 27 BALATON		September 7 MAGNY-COURS		September 28 ARAGON		October 12 ESTORIL		October 19 JEREZ				
				25	20	25	20	20																						
1	YAMAHA	110		25	20	25	20	20																						
				1	1	1	1	1																						
2	MV AGUSTA	95	15	13	16	16	25	25																						
				4	3	3	3	2																						
3	TRIUMPH	83	27	20	25	11	16	11																						
			12	2	1	2	2	3																						
4	DUCATI	58	52	16	8	10	11	13																						
			25	3	4	4	4	4																						
5	KAWASAKI	40	70	6	11	7	10	6																						
			18	5	5	5	5	5																						
6	HONDA	21	89	2	7	3	5	4																						
			19	6	6	6	6	6																						

12/04/2025 First Line: Championship Standings - Second Line: Ranking Progression
 These data/results cannot be reproduced, stored and/or transmitted in whole or in part by any manner of electronic, mechanical, photocopying, recording, broadcasting or otherwise now known or herein after developed without the previous express consent by the copyright owner, except for reproduction in daily press and regular printed publications on sale to the public within 60 days of the event related to those data/results and always provided that copyright symbol appears together as follows below.
 © DORNA WSBK ORGANIZATION Srl 2025





TT Circuit Assen 4.542 m

Pirelli Dutch Round, 11-13 April 2025
Teams Standings

	February 23 PHILIP ISLAND	March 23 PORTIMAO	April 13 ASSEN	May 4 CREMONA	May 18 MOST	June 15 MISANO	July 13 DONINGTON	July 27 BALATON	September 7 MAGNY-COURS	September 28 ARAGON	October 12 ESTORIL	October 19 JEREZ								
1 Pata Yamaha Ten Kate Racing	105																			
MANZI Stefano	105	25	20	20	20															
2 MV Agusta Reparto Corse	105																			
BENDSNEYDER Bo	95	13	16	16	25	25														
FARIOLI Filippo	10			1	4	5														
3 PTR Triumph Factory Racing	101 [-4]																			
BOOTH-AMOS Tom	83	20	25	11	16	11														
BAYLISS Oliver	18	9	9																	
4 Yamaha BLU CRU Evan Bros Team	64 [-41]																			
ONCU Can	52	11		25		16														
MAHENDRA Aldi	12		3		1	8														
5 GMT94-YAMAHA	63 [-42]																			
MAHIAS Lucas	50	7	10	13	13	7														
RINALDI Michael	13		13																	
6 Orelec Racing Verdnatura	54 [-51]																			
MASIA Jaume	41	10		9	9	13														
CARDELUS Xavi	13		8	2	3															
7 WRP Racing	43 [-62]																			
SCHROETTER Marcel	34	16		10	8															
VOSTATEK Ondrej	9	3	6																	
8 Kawasaki WorldSSP Team	40 [-65]																			
ALCOBA Jeremy	40	6	11	7	10	6														
9 Ecosantagata Althea Racing Team	30 [-75]																			
TACCINI Leonardo	22		1	4	7	10														
JESPERSEN Simon	8	1	4		2	1														
10 Renzi Corse	27 [-78]																			
DEBISE Valentin	27	8		8	11															
11 Feel Racing WorldSSP Team	20 [-85]																			
OETTL Philipp	20			5	6	9														
12 Motozoo ME air Racing	18 [-87]																			
CARICASULO Federico	9			6		3														
POWER Luke	9	4	5																	
13 Honda Racing World Supersport	12 [-93]																			
PEROLARI Corentin	12			3	5	4														
14 PETRONAS MIE Honda Racing Team	9 [-96]																			
TOBA Kaito	9	2	7																	
15 VFT Racing	5 [-100]																			
ANTONELLI Niccolo	5	5																		
16 D34G WorldSSP Racing Team	4 [-101]																			
VAN STRAALLEN Glenn	2					2														
VOIGHT Harrison	2	2																		

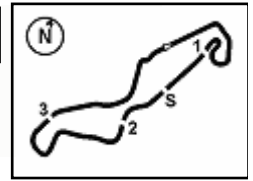
12/04/2025

These data/results cannot be reproduced, stored and/or transmitted in whole or in part by any manner of electronic, mechanical, photocopying, recording, broadcasting or otherwise now known or herein after developed without the previous express consent by the copyright owner, except for reproduction in daily press and regular printed publications on sale to the public within 60 days of the event related to those data/results and always provided that copyright symbol appears together as follows below.

© DORNA WSBK ORGANIZATION Srl 2025

FICR PERUGIA TIMING





Pirelli Dutch Round, 11-13 April 2025
Pirelli Best Lap Award

	Points	Points From First	Points From Previous	February 23 PHILLIP ISLAND	March 23 PORTIMAO	April 13 ASSEN	May 4 CREMONA	May 18 MOST	June 15 MISANO	July 13 DONINGTON	July 27 BALATON	September 7 MAGNY-COURS	September 28 ARAGON	October 12 ESTORIL	October 19 JEREZ			
1 ONCU Can (TUR)	2				1 1													
2 BENDSNEYDER Bo (NED)	2 0	1 1																
3 MANZI Stefano (ITA)	1 1 1		1			1												

12/04/2025 First Line: Race 1 & 2

These data/results cannot be reproduced, stored and/or transmitted in whole or in part by any manner of electronic, mechanical, photocopying, recording, broadcasting or otherwise now known or herein after developed without the previous express consent by the copyright owner, except for reproduction in daily press and regular printed publications on sale to the public within 60 days of the event related to those data/results and always provided that copyright symbol appears together as follows below.

© DORNA WSBK ORGANIZATION Srl 2025

Pirelli Dutch Round, 11-13 April 2025
Best Sectors & Speed Race 1

RESULTS				
1	11	B. BENDSNEYDER	MV Agusta F3 800 RR	Laps 12
2	62	S. MANZI	Yamaha YZF R9	3.228
3	61	C. ONCU	Yamaha YZF R9	3.930
4	51	J. MASIA	Ducati Panigale V2	6.298
5	69	T. BOOTH-AMOS	Triumph Street Triple RS 765	10.800
6	24	L. TACCINI	Ducati Panigale V2	10.924
7	65	P. OETTL	Ducati Panigale V2	11.121
8	57	A. MAHENDRA	Yamaha YZF R9	11.247
9	94	L. MAHIAS	Yamaha YZF R9	11.371
10	52	J. ALCOBA	Kawasaki ZX-6R 636	15.283
11	77	F. FARIOLI	MV Agusta F3 800 RR	16.073
12	6	C. PEROLARI	Honda CBR600RR	16.227
13	64	F. CARICASULO	MV Agusta F3 800 RR	20.885
14	28	G. VAN STRAALLEN	Ducati Panigale V2	21.529
15	43	S. JESPERSEN	Ducati Panigale V2	21.536
16	21	M. RINALDI	Yamaha YZF R9	23.537
17	31	Y. OKAMOTO	Yamaha YZF R9	25.388
18	50	D. VOSTATEK	Ducati Panigale V2	29.491
19	25	M. VAN DER VOORT	Ducati Panigale V2	30.111
20	66	N. TUULI	QJMOTOR SRK 800 RR	30.550
21	68	L. POWER	MV Agusta F3 800 RR	33.115
22	5	N. ANTONELLI	Yamaha YZF R9	49.188
23	7	L. VENEMAN	Ducati Panigale V2	50.051
24	22	A. CARRASCO	Honda CBR600RR	54.441
25	23	M. SCHROETTER	Ducati Panigale V2	1'02.042
RET	45	L. DE VLEESCHAUWER	Ducati Panigale V2	1 Lap
RET	53	V. DEBISE	Ducati Panigale V2	7 Laps
RET	20	X. CARDELUS	Ducati Panigale V2	8 Laps
RET	4	L. ARBEL	MV Agusta F3 800 RR	
RET	27	K. TOBA	Honda CBR600RR	
RET	32	D. BAYLISS	Triumph Street Triple RS 765	
RET	33	E. MONTERO	Ducati Panigale V2	

SPEED				
1	77	F. FARIOLI	MV Agusta F3 800 RR	259,6
2	24	L. TACCINI	Ducati Panigale V2	258,4
3	52	J. ALCOBA	Kawasaki ZX-6R 636	257,8
4	68	L. POWER	MV Agusta F3 800 RR	257,1
5	51	J. MASIA	Ducati Panigale V2	257,1
6	57	A. MAHENDRA	Yamaha YZF R9	256,5
7	20	X. CARDELUS	Ducati Panigale V2	256,5
8	65	P. OETTL	Ducati Panigale V2	256,5
9	43	S. JESPERSEN	Ducati Panigale V2	255,9
10	31	Y. OKAMOTO	Yamaha YZF R9	255,9
11	69	T. BOOTH-AMOS	Triumph Street Triple RS 765	255,3
12	45	L. DE VLEESCHAUWER	Ducati Panigale V2	254,7
13	7	L. VENEMAN	Ducati Panigale V2	254,7
14	61	C. ONCU	Yamaha YZF R9	254,1
15	23	M. SCHROETTER	Ducati Panigale V2	254,1
16	64	F. CARICASULO	MV Agusta F3 800 RR	253,5
17	22	A. CARRASCO	Honda CBR600RR	253,5
18	11	B. BENDSNEYDER	MV Agusta F3 800 RR	252,9
19	53	V. DEBISE	Ducati Panigale V2	252,9
20	6	C. PEROLARI	Honda CBR600RR	252,9
21	66	N. TUULI	QJMOTOR SRK 800 RR	252,9
22	50	D. VOSTATEK	Ducati Panigale V2	252,9
23	21	M. RINALDI	Yamaha YZF R9	252,3
24	28	G. VAN STRAALLEN	Ducati Panigale V2	251,7
25	62	S. MANZI	Yamaha YZF R9	250,6
26	94	L. MAHIAS	Yamaha YZF R9	249,4
27	5	N. ANTONELLI	Yamaha YZF R9	248,3
28	25	M. VAN DER VOORT	Ducati Panigale V2	247,7

SEG. 1		SEG. 2		SEG. 3		SEG. 4		
1	11 B. BENDSNEYDER	31.636	1	51 J. MASIA	14.770	1	62 S. MANZI	22.355
2	62 S. MANZI	31.784	2	62 S. MANZI	14.772	2	53 V. DEBISE	22.372
3	61 C. ONCU	31.793	3	24 L. TACCINI	14.800	3	94 L. MAHIAS	22.375
4	51 J. MASIA	31.805	4	77 F. FARIOLI	14.819	4	61 C. ONCU	22.425
5	53 V. DEBISE	31.894	5	53 V. DEBISE	14.835	5	11 B. BENDSNEYDER	22.457
6	23 M. SCHROETTER	31.908	6	11 B. BENDSNEYDER	14.858	6	94 L. MAHIAS	22.488
7	24 L. TACCINI	31.929	7	23 M. SCHROETTER	14.879	7	69 T. BOOTH-AMOS	22.502
8	69 T. BOOTH-AMOS	31.944	8	57 A. MAHENDRA	14.923	8	65 P. OETTL	22.542
9	57 A. MAHENDRA	31.994	9	65 P. OETTL	14.940	9	24 L. TACCINI	22.546
10	65 P. OETTL	32.022	10	50 D. VOSTATEK	14.947	10	57 A. MAHENDRA	22.546
11	94 L. MAHIAS	32.054	11	20 X. CARDELUS	14.969	11	52 J. ALCOBA	22.623
12	77 F. FARIOLI	32.058	12	43 S. JESPERSEN	14.973	12	28 G. VAN STRAALLEN	22.687
13	6 C. PEROLARI	32.073	13	69 T. BOOTH-AMOS	14.973	13	23 M. SCHROETTER	22.687
14	64 F. CARICASULO	32.106	14	61 C. ONCU	15.011	14	6 C. PEROLARI	22.697
15	52 J. ALCOBA	32.119	15	94 L. MAHIAS	15.012	15	77 F. FARIOLI	22.711
16	20 X. CARDELUS	32.140	16	21 M. RINALDI	15.014	16	21 M. RINALDI	22.776
17	28 G. VAN STRAALLEN	32.177	17	52 J. ALCOBA	15.015	17	31 Y. OKAMOTO	22.791
18	5 N. ANTONELLI	32.187	18	64 F. CARICASULO	15.045	18	64 F. CARICASULO	22.809
19	21 M. RINALDI	32.224	19	6 C. PEROLARI	15.052	19	43 S. JESPERSEN	22.815
20	43 S. JESPERSEN	32.230	20	31 Y. OKAMOTO	15.071	20	20 X. CARDELUS	22.829
21	31 Y. OKAMOTO	32.362	21	28 G. VAN STRAALLEN	15.075	21	50 D. VOSTATEK	22.843
22	25 M. VAN DER VOORT	32.413	22	68 L. POWER	15.087	22	68 L. POWER	22.877
23	66 N. TUULI	32.415	23	25 M. VAN DER VOORT	15.093	23	5 N. ANTONELLI	22.926
24	68 L. POWER	32.434	24	45 L. DE VLEESCHAUWER	15.180	24	66 N. TUULI	22.953
25	50 D. VOSTATEK	32.454	25	66 N. TUULI	15.244	25	25 M. VAN DER VOORT	22.971
26	45 L. DE VLEESCHAUWER	32.519	26	5 N. ANTONELLI	15.249	26	45 L. DE VLEESCHAUWER	22.984
27	22 A. CARRASCO	32.889	27	7 L. VENEMAN	15.463	27	7 L. VENEMAN	23.303
28	7 L. VENEMAN	32.891	28	22 A. CARRASCO	15.506	28	22 A. CARRASCO	23.368

12/04/2025

These data/results cannot be reproduced, stored and/or transmitted in whole or in part by any manner of electronic, mechanical, photocopying, recording, broadcasting or otherwise now known or herein after developed without the previous express consent by the copyright owner, except for reproduction in daily press and regular printed publications on sale to the public within 60 days of the event related to those data/results and always provided that copyright symbol appears together as follows below.

© DORNA WSBK ORGANIZATION Srl 2025

Pirelli Dutch Round, 11-13 April 2025
Lap Chart Race 1

1 / 4

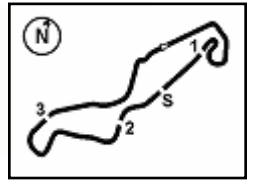
	Lap											
	1	2	3	4	5	6	7	8	9	10	11	12
1	61	61	61	61	61	61	11	11	11	11	11	11
2	11	11	11	11	11	11	62	61	61	61	61	62
3	62	62	62	62	62	62	61	62	62	62	62	61
4	94	51	51	51	51	51	51	51	51	51	51	51
5	53	53	53	53	24	24	69	69	69	69	69	69
6	51	94	94	94	94	69	57	57	24	24	24	24
7	69	24	24	24	69	57	24	24	65	65	65	65
8	65	69	69	69	57	94	65	65	57	57	57	57
9	24	57	57	57	65	65	94	94	94	94	94	94
10	57	65	65	65	77	77	77	52	52	52	52	52
11	20	52	52	52	52	52	52	77	77	77	77	77
12	28	20	6	77	6	6	6	6	6	6	6	6
13	52	6	77	6	28	28	28	28	43	43	43	64
14	6	23	23	23	43	43	43	43	28	28	28	28
15	23	77	20	20	64	64	64	64	64	64	64	43
16	77	28	28	28	21	21	21	21	21	21	21	21
17	31	43	43	43	66	31	31	31	31	31	31	31
18	43	66	66	64	31	66	66	66	66	50	50	50
19	21	68	64	66	68	25	25	25	25	66	66	25
20	66	64	68	21	25	68	50	50	50	25	25	66
21	68	31	21	31	50	50	68	68	68	68	68	68
22	64	21	31	68	45	45	45	45	45	45	45	5
23	25	25	25	25	22	22	22	22	22	7	5	7
24	45	45	45	50	7	7	7	7	7	22	7	22
25	7	50	50	45	5	5	5	5	5	5	22	23
26	50	7	22	22	23	23	23	23	23	23	23	
27	22	22	7	7	53							
28	5	5	5	5								

Final Result		
1	11 B. BENDSNEYDER	Laps 12
2	62 S. MANZI	3.228
3	61 C. ONCU	3.930
4	51 J. MASIA	6.298
5	69 T. BOOTH-AMOS	10.800
6	24 L. TACCINI	10.924
7	65 P. DETTL	11.121
8	57 A. MAHENDRA	11.247
9	94 L. MAHIAS	11.371
10	52 J. ALCOBA	15.283
11	77 F. FARIOLI	16.073
12	6 C. PEROLARI	16.227
13	64 F. CARICASULO	20.885
14	28 G. VAN STRAALEN	21.529
15	43 S. JESPERSEN	21.536
16	21 M. RINALDI	23.537
17	31 Y. OKAMOTO	25.388
18	50 D. VOSTATEK	29.491
19	25 M. VAN DER VOORT	30.111
20	66 N. TUULI	30.550
21	68 L. POWER	33.115
22	5 N. ANTONELLI	49.188
23	7 L. VENEMAN	50.051
24	22 A. CARRASCO	54.441
25	23 M. SCHROETTER	1'02.042
RET	45 L. DE VLEESCHAUWER	1 Lap
RET	53 V. DEBISE	7 Laps
RET	20 X. CARDELIUS	8 Laps
RET	32 D. BAYLISS	
RET	27 K. TOBA	
RET	33 E. MONTERO	
RET	4 L. ARBEL	

12/04/2025

These data/results cannot be reproduced, stored and/or transmitted in whole or in part by any manner of electronic, mechanical, photocopying, recording, broadcasting or otherwise now known or herein after developed without the previous express consent by the copyright owner, except for reproduction in daily press and regular printed publications on sale to the public within 60 days of the event related to those data/results and always provided that copyright symbol appears together as follows below.

© DORNA WSBK ORGANIZATION Srl 2025



Pirelli Dutch Round, 11-13 April 2025
Lap Chart Race 1

Lap 1		
1	61	C.Oncu 1'40.989
2	11	B.Bendsneyder 1.399
3	62	S.Manzi 1.516
4	94	L.Mahias 1.608
5	53	V.Debise 1.764
6	51	J.Masia 2.106
7	69	T.Booth-Amos 2.466
8	65	P.Oetl 2.721
9	24	L.Taccini 2.746
10	57	A.Mahendra 3.105
11	20	X.Cardelus 3.840
12	28	G.van Straalen 3.897
13	52	J.Alcoba 3.901
14	6	C.Perolari 4.094
15	23	M.Schroetter 4.426
16	77	F.Farioli 5.023
17	31	Y.Okamoto 5.336
18	43	S.Jespersen 5.391
19	21	M.Rinaldi 5.419
20	66	N.Tuuli 5.605
21	68	L.Power 5.755
22	64	F.Caricasulo 5.907
23	25	M.van Der Voort 6.491
24	45	L.de Vleeschauwer 7.318
25	7	L.Veneman 7.562
26	50	O.Vostatek 7.633
27	22	A.Carrasco 8.028
28	5	N.Antonelli 23.410

13	77	F.Farioli 6.668
14	23	M.Schroetter 7.058
15	20	X.Cardelus 7.150
16	28	G.van Straalen 7.916
17	43	S.Jespersen 8.516
18	66	N.Tuuli 10.440
19	64	F.Caricasulo 10.458
20	68	L.Power 10.823
21	21	M.Rinaldi 10.958
22	31	Y.Okamoto 11.081
23	25	M.van Der Voort 11.299
24	45	L.de Vleeschauwer 12.759
25	50	O.Vostatek 12.887
26	22	A.Carrasco 15.591
27	7	L.Veneman 15.860
28	5	N.Antonelli 28.676

Lap 4		
1	61	C.Oncu 6'32.727
2	11	B.Bendsneyder 0.956
3	62	S.Manzi 1.030
4	51	J.Masia 1.494
5	53	V.Debise 1.645
6	94	L.Mahias 3.712
7	24	L.Taccini 3.875
8	69	T.Booth-Amos 4.092
9	57	A.Mahendra 4.529
10	65	P.Oetl 4.752
11	52	J.Alcoba 7.039
12	77	F.Farioli 7.111
13	6	C.Perolari 7.241
14	23	M.Schroetter 7.422
15	20	X.Cardelus 7.745
16	28	G.van Straalen 8.824
17	43	S.Jespersen 9.643
18	64	F.Caricasulo 11.487
19	66	N.Tuuli 12.217
20	21	M.Rinaldi 12.357
21	31	Y.Okamoto 13.058
22	68	L.Power 13.078
23	25	M.van Der Voort 13.136
24	50	O.Vostatek 14.752
25	45	L.de Vleeschauwer 15.112
26	22	A.Carrasco 19.239
27	7	L.Veneman 19.501
28	5	N.Antonelli 29.819

Lap 5		
1	61	C.Oncu 8'09.899
2	11	B.Bendsneyder 0.871
3	62	S.Manzi 0.931
4	51	J.Masia 1.321
5	24	L.Taccini 4.868
6	94	L.Mahias 5.025
7	69	T.Booth-Amos 5.057
8	57	A.Mahendra 5.214
9	65	P.Oetl 5.413
10	77	F.Farioli 8.003
11	52	J.Alcoba 8.759
12	6	C.Perolari 9.240
13	28	G.van Straalen 10.653
14	43	S.Jespersen 11.391
15	64	F.Caricasulo 13.040
16	21	M.Rinaldi 14.207
17	66	N.Tuuli 14.961
18	31	Y.Okamoto 15.031
19	68	L.Power 15.926
20	25	M.van Der Voort 16.114
21	50	O.Vostatek 16.345
22	45	L.de Vleeschauwer 17.812
23	22	A.Carrasco 23.312
24	7	L.Veneman 23.995
25	5	N.Antonelli 32.141

Lap 2		
1	61	C.Oncu 3'18.211
2	11	B.Bendsneyder 1.450
3	62	S.Manzi 1.525
4	51	J.Masia 1.874
5	53	V.Debise 2.081
6	94	L.Mahias 2.219
7	24	L.Taccini 3.002
8	69	T.Booth-Amos 3.246
9	57	A.Mahendra 3.595
10	65	P.Oetl 3.907
11	52	J.Alcoba 5.103
12	20	X.Cardelus 5.374
13	6	C.Perolari 5.515
14	23	M.Schroetter 5.697
15	77	F.Farioli 5.844
16	28	G.van Straalen 6.495
17	43	S.Jespersen 6.726
18	66	N.Tuuli 7.711
19	68	L.Power 8.336
20	64	F.Caricasulo 8.448
21	31	Y.Okamoto 8.619
22	21	M.Rinaldi 8.817
23	25	M.van Der Voort 9.108
24	45	L.de Vleeschauwer 9.888
25	50	O.Vostatek 10.248
26	7	L.Veneman 11.523
27	22	A.Carrasco 11.701
28	5	N.Antonelli 26.822

Lap 3		
1	61	C.Oncu 4'55.265
2	11	B.Bendsneyder 1.358
3	62	S.Manzi 1.423
4	51	J.Masia 1.789
5	53	V.Debise 2.020
6	94	L.Mahias 3.015
7	24	L.Taccini 3.374
8	69	T.Booth-Amos 4.033
9	57	A.Mahendra 4.263
10	65	P.Oetl 4.437
11	52	J.Alcoba 6.211
12	6	C.Perolari 6.348

Lap 6		
1	61	C.Oncu 9'47.423
2	11	B.Bendsneyder 0.547
3	62	S.Manzi 0.665
4	51	J.Masia 1.039
5	24	L.Taccini 5.737
6	69	T.Booth-Amos 5.815
7	57	A.Mahendra 5.984
8	94	L.Mahias 6.170
9	65	P.Oetl 6.257
10	77	F.Farioli 8.889
11	52	J.Alcoba 9.547
12	6	C.Perolari 10.129
13	28	G.van Straalen 11.677
14	43	S.Jespersen 12.303
15	64	F.Caricasulo 14.115
16	21	M.Rinaldi 15.193
17	31	Y.Okamoto 16.516
18	66	N.Tuuli 17.095
19	25	M.van Der Voort 18.027
20	68	L.Power 18.167
21	50	O.Vostatek 18.343
22	45	L.de Vleeschauwer 19.699
23	22	A.Carrasco 26.949
24	7	L.Veneman 27.465
25	5	N.Antonelli 35.095
26	23	M.Schroetter 58.638

Lap 7		
1	11	B.Bendsneyder 11'25.424
2	62	S.Manzi 0.297
3	61	C.Oncu 0.350
4	51	J.Masia 0.967
5	69	T.Booth-Amos 5.658
6	57	A.Mahendra 6.090
7	24	L.Taccini 6.215
8	65	P.Oetl 6.488
9	94	L.Mahias 8.041
10	77	F.Farioli 9.545
11	52	J.Alcoba 9.654
12	6	C.Perolari 10.423
13	28	G.van Straalen 12.634
14	43	S.Jespersen 12.967
15	64	F.Caricasulo 14.699
16	21	M.Rinaldi 15.814
17	31	Y.Okamoto 17.555
18	66	N.Tuuli 18.711
19	25	M.van Der Voort 19.739
20	50	O.Vostatek 20.301
21	68	L.Power 20.386
22	45	L.de Vleeschauwer 21.304
23	22	A.Carrasco 30.189
24	7	L.Veneman 30.607
25	5	N.Antonelli 36.285
26	23	M.Schroetter 58.829

Lap 8		
1	11	B.Bendsneyder 13'02.879
2	61	C.Oncu 0.619
3	62	S.Manzi 0.768
4	51	J.Masia 1.463
5	69	T.Booth-Amos 6.291
6	57	A.Mahendra 6.798
7	24	L.Taccini 6.930
8	65	P.Oetl 7.057
9	94	L.Mahias 8.617
10	52	J.Alcoba 10.878
11	77	F.Farioli 11.045
12	6	C.Perolari 11.358
13	28	G.van Straalen 13.818

14	43	S.Jespersen 14.067
15	64	F.Caricasulo 15.636
16	21	M.Rinaldi 17.033
17	31	Y.Okamoto 19.347
18	66	N.Tuuli 20.699
19	25	M.van Der Voort 21.538
20	50	O.Vostatek 21.794
21	68	L.Power 22.528
22	45	L.de Vleeschauwer 23.406
23	22	A.Carrasco 34.230
24	7	L.Veneman 34.582
25	5	N.Antonelli 39.924
26	23	M.Schroetter 59.089

Lap 9		
1	11	B.Bendsneyder 14'39.858
2	61	C.Oncu 0.747
3	62	S.Manzi 1.063
4	51	J.Masia 2.175
5	69	T.Booth-Amos 7.628
6	24	L.Taccini 7.781
7	65	P.Oetl 8.584
8	57	A.Mahendra 8.750
9	94	L.Mahias 9.668
10	52	J.Alcoba 12.377
11	77	F.Farioli 12.702
12	6	C.Perolari 12.985
13	43	S.Jespersen 15.920
14	28	G.van Straalen 16.119
15	64	F.Caricasulo 17.200
16	21	M.Rinaldi 18.523
17	31	Y.Okamoto 21.180
18	66	N.Tuuli 23.654
19	25	M.van Der Voort 24.135
20	50	O.Vostatek 24.205
21	68	L.Power 25.213
22	45	L.de Vleeschauwer 25.641
23	22	A.Carrasco 38.929
24	7	L.Veneman 39.179
25	5	N.Antonelli 41.896
26	23	M.Schroetter 59.935

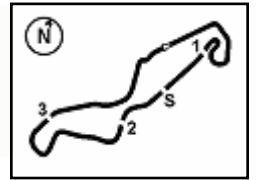
Lap 10		
1	11	B.Bendsneyder 16'16.969
2	61	C.Oncu 1.119
3	62	S.Manzi 1.583
4	51	J.Masia 3.294
5	69	T.Booth-Amos 8.814
6	24	L.Taccini 9.097
7	65	P.Oetl 9.654
8	57	A.Mahendra 10.018
9	94	L.Mahias 10.710
10	52	J.Alcoba 13.639
11	77	F.Farioli 13.988
12	6	C.Perolari 14.322
13	43	S.Jespersen 17.844
14	28	G.van Straalen 17.911
15	64	F.Caricasulo 18.654
16	21	M.Rinaldi 20.117
17	31	Y.Okamoto 23.098
18	50	O.Vostatek 26.327
19	66	N.Tuuli 26.450
20	25	M.van Der Voort 26.712
21	68	L.Power 27.852
22	45	L.de Vleeschauwer 28.129
23	7	L.Veneman 43.624
24	22	A.Carrasco 44.178
25	5	N.Antonelli 44.221
26	23	M.Schroetter 1'01.558

Lap 11		
1	11	B.Bendsneyder 17'54.378
2	61	C.Oncu 1.798

12/04/2025

These data/results cannot be reproduced, stored and/or transmitted in whole or in part by any manner of electronic, mechanical, photocopying, recording, broadcasting or otherwise now known or herein after developed without the previous express consent by the copyright owner, except for reproduction in daily press and regular printed publications on sale to the public within 60 days of the event related to those data/results and always provided that copyright symbol appears together as follows below.

© DORNA WSBK ORGANIZATION Srl 2025



Pirelli Dutch Round, 11-13 April 2025
Lap Chart Race 1

3	62 S.Manzi	2.105
4	51 J.Masia	4.571
5	69 T.Booth-Amos	9.806
6	24 L.Taccini	9.835
7	65 P.Detti	10.444
8	57 A.Mahendra	10.727
9	94 L.Mahias	11.233
10	52 J.Alcoba	14.838
11	77 F.Farioli	15.097
12	6 C.Perolari	15.440
13	43 S.Jespersen	19.615
14	28 G.van Straalen	19.780
15	64 F.Caricasulo	19.951
16	21 M.Rinaldi	22.032
17	31 Y.Okamoto	24.732
18	50 O.Vostatek	28.184
19	66 N.Tuuli	28.691
20	25 M.van Der Voort	28.727
21	68 L.Power	30.808
22	45 L.de Vleeschauwer	31.212
23	5 N.Antonelli	46.311
24	7 L.Veneman	47.099
25	22 A.Carrasco	49.257
26	23 M.Schroetter	1'02.130

Lap 12

1	11 B.Bendsneyder	19'32.419
2	62 S.Manzi	3.228
3	61 C.Oncu	3.930
4	51 J.Masia	6.298
5	69 T.Booth-Amos	10.800
6	24 L.Taccini	10.924
7	65 P.Detti	11.121
8	57 A.Mahendra	11.247
9	94 L.Mahias	11.371
10	52 J.Alcoba	15.283
11	77 F.Farioli	16.073
12	6 C.Perolari	16.227
13	64 F.Caricasulo	20.885
14	28 G.van Straalen	21.529
15	43 S.Jespersen	21.536
16	21 M.Rinaldi	23.537
17	31 Y.Okamoto	25.388
18	50 O.Vostatek	29.491
19	25 M.van Der Voort	30.111
20	66 N.Tuuli	30.550
21	68 L.Power	33.115
22	5 N.Antonelli	49.188
23	7 L.Veneman	50.051
24	22 A.Carrasco	54.441
25	23 M.Schroetter	1'02.042

12/04/2025

These data/results cannot be reproduced, stored and/or transmitted in whole or in part by any manner of electronic, mechanical, photocopying, recording, broadcasting or otherwise now known or herein after developed without the previous express consent by the copyright owner, except for reproduction in daily press and regular printed publications on sale to the public within 60 days of the event related to those data/results and always provided that copyright symbol appears together as follows below.

© DORNA WSBK ORGANIZATION Srl 2025

Pirelli Dutch Round, 11-13 April 2025
Lap Chart Race 1

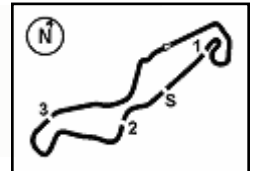
4 / 4

Race Pace Comparison

	11 Ben	62 Man	61 Onc	51 Mas	69 Boo	24 Tac	65 Det	57 Mah	94 MaL	52 Alc	77 Far	6 Per	64 Car	28 van
1	1'42.388	1'42.505	1'40.989	1'43.095	1'43.455	1'43.735	1'43.710	1'44.094	1'42.597	1'44.890	1'46.012	1'45.083	1'46.896	1'44.886
2	1'37.273	1'37.231	1'37.222	1'36.990	1'38.002	1'37.478	1'38.408	1'37.712	1'37.833	1'38.424	1'38.043	1'38.643	1'39.763	1'39.820
3	1'36.962	1'36.952	1'37.054	1'36.969	1'37.841	1'37.426	1'37.584	1'37.722	1'37.850	1'38.162	1'37.878	1'37.887	1'39.064	1'38.475
4	1'37.060	1'37.069	1'37.462	1'37.167	1'37.521	1'37.963	1'37.777	1'37.728	1'38.159	1'38.290	1'37.905	1'38.355	1'38.491	1'38.370
5	1'37.087	1'37.073	1'37.172	1'36.999	1'38.137	1'38.165	1'37.833	1'37.857	1'38.485	1'38.892	1'38.064	1'39.171	1'38.725	1'39.001
6	1'37.200	1'37.258	1'37.524	1'37.242	1'38.282	1'38.393	1'38.368	1'38.294	1'38.669	1'38.312	1'38.410	1'38.413	1'38.599	1'38.548
7	1'37.454	1'37.633	1'38.351	1'37.929	1'37.844	1'38.479	1'38.232	1'38.107	1'39.872	1'38.108	1'38.657	1'38.295	1'38.585	1'38.958
8	1'37.455	1'37.926	1'37.724	1'37.951	1'38.088	1'38.170	1'38.024	1'38.163	1'38.031	1'38.679	1'38.955	1'38.390	1'38.392	1'38.639
9	1'36.979	1'37.274	1'37.107	1'37.691	1'38.316	1'37.830	1'38.506	1'38.931	1'38.030	1'38.478	1'38.636	1'38.606	1'38.543	1'39.280
10	1'37.111	1'37.631	1'37.483	1'38.230	1'38.297	1'38.427	1'38.181	1'38.379	1'38.153	1'38.373	1'38.397	1'38.448	1'38.565	1'38.903
11	1'37.409	1'37.931	1'38.088	1'38.686	1'38.401	1'38.147	1'38.199	1'38.118	1'37.932	1'38.608	1'38.518	1'38.527	1'38.706	1'39.278
12	1'38.041	1'39.164	1'40.173	1'39.768	1'39.035	1'39.130	1'38.718	1'38.561	1'38.179	1'38.486	1'39.017	1'38.828	1'38.975	1'39.790

	43 Jes	21 Rin	31 Oka	50 Vos	25 vDe	66 Tuu	68 Pow	5 Ant	7 Ven	22 CaA	23 Sch	45 deV	53 Deb	20 CaX
1	1'46.380	1'46.408	1'46.325	1'48.622	1'47.480	1'46.594	1'46.744	2'04.399	1'48.551	1'49.017	1'45.415	1'48.307	1'42.753	1'44.829
2	1'38.557	1'40.620	1'40.505	1'39.837	1'39.839	1'39.328	1'39.803	1'40.634	1'41.183	1'40.895	1'38.493	1'39.792	1'37.539	1'38.756
3	1'38.844	1'39.195	1'39.516	1'39.693	1'39.245	1'39.783	1'39.541	1'38.908	1'41.391	1'40.944	1'38.415	1'39.925	1'36.993	1'38.830
4	1'38.589	1'38.861	1'39.439	1'39.327	1'39.299	1'39.239	1'39.717	1'38.605	1'41.103	1'41.110	1'37.826	1'39.815	1'37.087	1'38.057
5	1'38.920	1'39.022	1'39.145	1'38.765	1'40.150	1'39.916	1'40.020	1'39.494	1'41.666	1'41.245	2'27.465	1'39.872	2'37.814	
6	1'38.436	1'38.510	1'39.009	1'39.522	1'39.437	1'39.658	1'39.765	1'40.478	1'40.994	1'41.161	1'38.447	1'39.411		
7	1'38.665	1'38.622	1'39.040	1'39.959	1'39.713	1'39.617	1'40.220	1'39.191	1'41.143	1'41.241	1'38.192	1'39.606		
8	1'38.555	1'38.674	1'39.247	1'38.948	1'39.254	1'39.443	1'39.597	1'41.094	1'41.430	1'41.496	1'37.715	1'39.557		
9	1'38.832	1'38.469	1'38.812	1'39.390	1'39.576	1'39.934	1'39.664	1'38.951	1'41.576	1'41.678	1'37.825	1'39.214		
10	1'39.035	1'38.705	1'39.029	1'39.233	1'39.688	1'39.907	1'39.750	1'39.436	1'41.556	1'42.360	1'38.734	1'39.599		
11	1'39.180	1'39.324	1'39.043	1'39.266	1'39.424	1'39.650	1'40.365	1'39.499	1'40.884	1'42.488	1'37.981	1'40.492		
12	1'39.962	1'39.546	1'38.697	1'39.348	1'39.425	1'39.900	1'40.348	1'40.918	1'40.993	1'43.225	1'37.953			

12/04/2025
These data/results cannot be reproduced, stored and/or transmitted in whole or in part by any manner of electronic, mechanical, photocopying, recording, broadcasting or otherwise now known or herein after developed without the previous express consent by the copyright owner, except for reproduction in daily press and regular printed publications on sale to the public within 60 days of the event related to those data/results and always provided that copyright symbol appears together as follows below.
© DORNA WSBK ORGANIZATION Srl 2025



TT Circuit Assen 4.542 m

Pirelli Dutch Round, 11-13 April 2025
Chronological Analysis Race 1

Start at 15:33'26.808

2 / 4

5	32.461	15.046	28.117	22.861	1'38.485	246,6	15:41'41.732	8	32.106	15.127	28.350	22.809	1'38.392	246,0	15:46'45.323
6	32.378	15.345	28.158	22.788	1'38.669C	246,0	15:43'20.401	9	32.124	15.089	28.343	22.987	1'38.543	246,0	15:48'23.866
7	33.890	15.175	28.050	22.757	1'39.872	243,8	15:45'00.273	10	32.216	15.090	28.272	22.987	1'38.565	246,6	15:50'02.431
8	32.106	15.058	28.038	22.829	1'38.031	242,7	15:46'38.304	11	32.255	15.161	28.370	22.920	1'38.706	251,2	15:51'41.137
9	32.139	15.110	28.037	22.744	1'38.030	244,9	15:48'16.334	12	32.252	15.091	28.584	23.048	1'38.975	247,7	15:53'20.112
10	32.096	15.123	28.087	22.847	1'38.153	243,2	15:49'54.487	Race Time 19'53.304							
11	32.060	15.042	28.080	22.750	1'37.932	246,0	15:51'32.419	Race Time 19'43.790							
12	32.145	15.120	28.259	22.655	1'38.179	246,6	15:53'10.598	Race Time 19'47.702							

10° 52 J. ALCOBA [1'38.108]							
Lap	Seg1	Seg2	Seg3	Seg4	Lap Time	km/h	Local Time
1		15.134	28.213	23.232	1'44.890	257,8	15:35'11.698
2	32.384	15.093	28.224	22.723	1'38.424	254,7	15:36'50.122
3	32.119	15.114	28.164	22.765	1'38.162	252,3	15:38'28.284
4	32.174	15.015	28.275	22.826	1'38.290	250,6	15:40'06.574
5	32.712	15.063	28.324	22.793	1'38.892C	252,9	15:41'45.466
6	32.256	15.123	28.231	22.702	1'38.312C	250,0	15:43'23.778
7	32.128	15.144	28.213	22.623	1'38.108	252,9	15:45'01.886
8	32.292	15.188	28.310	22.889	1'38.679	249,4	15:46'40.565
9	32.327	15.063	28.238	22.850	1'38.478	250,0	15:48'19.043
10	32.119	15.135	28.421	22.698	1'38.373	249,4	15:49'57.416
11	32.159	15.123	28.388	22.938	1'38.608	250,0	15:51'36.024
12	32.224	15.171	28.226	22.865	1'38.486	248,3	15:53'14.510

11° 77 F. FARIOLI [1'37.878]							
Lap	Seg1	Seg2	Seg3	Seg4	Lap Time	km/h	Local Time
1		15.126	28.285	22.910	1'46.012	259,6	15:35'12.820
2	32.293	14.930	28.006	22.814	1'38.043	255,9	15:36'50.863
3	32.058	15.046	28.058	22.716	1'37.878	258,4	15:38'28.741
4	32.135	14.819	28.240	22.711	1'37.905	257,1	15:40'06.646
5	32.121	15.082	28.149	22.712	1'38.064C	251,2	15:41'44.710
6	32.106	15.224	28.260	22.820	1'38.410C	250,6	15:43'23.120
7	32.261	15.146	28.391	22.859	1'38.657	251,2	15:45'01.777
8	32.519	14.977	28.280	23.179	1'38.955	253,5	15:46'40.732
9	32.386	15.019	28.371	22.860	1'38.636	254,7	15:48'19.368
10	32.138	14.925	28.563	22.771	1'38.397	252,3	15:49'57.765
11	32.152	15.012	28.513	22.841	1'38.518	254,7	15:51'36.283
12	32.219	15.196	28.530	23.072	1'39.017	253,5	15:53'15.300

12° 6 C. PEROLARI [1'37.887]							
Lap	Seg1	Seg2	Seg3	Seg4	Lap Time	km/h	Local Time
1		15.246	27.910	22.769	1'45.083	252,9	15:35'11.891
2	32.412	15.215	28.109	22.907	1'38.643	250,6	15:36'50.534
3	32.073	15.143	27.974	22.697	1'37.887	250,0	15:38'28.421
4	32.204	15.052	28.350	22.749	1'38.355	250,0	15:40'06.776
5	32.583	15.562	28.256	22.770	1'39.171C	250,6	15:41'45.947
6	32.323	15.210	28.177	22.703	1'38.413C	247,7	15:43'24.360
7	32.258	15.134	28.129	22.774	1'38.295	247,7	15:45'02.655
8	32.309	15.230	28.109	22.742	1'38.390	245,5	15:46'41.045
9	32.378	15.167	28.224	22.837	1'38.606	249,4	15:48'19.651
10	32.238	15.203	28.176	22.831	1'38.448	247,7	15:49'58.099
11	32.239	15.148	28.333	22.807	1'38.527	248,3	15:51'36.626
12	32.275	15.192	28.322	23.039	1'38.828	247,7	15:53'15.454

13° 64 F. CARICASULO [1'38.392]							
Lap	Seg1	Seg2	Seg3	Seg4	Lap Time	km/h	Local Time
1		15.512	28.557	22.938	1'46.896	253,5	15:35'13.704
2	33.071	15.050	28.478	23.164	1'39.763	253,5	15:36'53.467
3	32.637	15.059	28.291	23.077	1'39.064	251,7	15:38'32.531
4	32.146	15.128	28.265	22.952	1'38.491	246,6	15:40'11.022
5	32.208	15.095	28.218	23.204	1'38.725C	247,1	15:41'49.747
6	32.309	15.086	28.254	22.950	1'38.599C	245,5	15:43'28.346
7	32.162	15.045	28.422	22.956	1'38.585	245,5	15:45'06.931

14° 28 G. VAN STRAALEN [1'38.370]							
Lap	Seg1	Seg2	Seg3	Seg4	Lap Time	km/h	Local Time
1		15.134	28.164	22.873	1'44.886	251,7	15:35'11.694
2	33.579	15.156	28.353	22.732	1'39.820	250,6	15:36'51.514
3	32.299	15.075	28.315	22.786	1'38.475	247,7	15:38'29.989
4	32.177	15.118	28.361	22.714	1'38.370	247,1	15:40'08.359
5	32.400	15.242	28.354	23.005	1'39.001C	246,6	15:41'47.360
6	32.352	15.149	28.367	22.680	1'38.548C	244,9	15:43'25.908
7	32.546	15.408	28.317	22.687	1'38.958	243,2	15:45'04.866
8	32.318	15.209	28.351	22.761	1'38.639	244,3	15:46'43.505
9	32.388	15.416	28.514	22.962	1'39.280	243,8	15:48'22.785
10	32.516	15.315	28.350	22.722	1'38.903	244,9	15:50'01.688
11	32.712	15.097	28.543	22.926	1'39.278	246,0	15:51'40.966
12	32.683	15.079	28.810	23.218	1'39.790	248,8	15:53'20.756

15° 43 S. JESPERSEN [1'38.555]							
Lap	Seg1	Seg2	Seg3	Seg4	Lap Time	km/h	Local Time
1		15.320	28.445	23.028	1'46.380	255,3	15:35'13.188
2	32.437	14.988	28.255	22.877	1'38.557	255,9	15:36'51.745
3	32.298	14.973	28.648	22.925	1'38.844	251,7	15:38'30.589
4	32.249	15.035	28.362	22.943	1'38.589	254,1	15:40'09.178
5	32.398	15.160	28.428	22.934	1'38.920C	253,5	15:41'48.098
6	32.254	15.104	28.277	22.801	1'38.436C	252,3	15:43'26.534
7	32.230	15.302	28.318	22.815	1'38.665	252,9	15:45'05.199
8	32.376	15.081	28.272	22.826	1'38.555	252,9	15:46'43.754
9	32.320	15.140	28.383	22.989	1'38.832	254,7	15:48'22.586
10	32.346	15.190	28.508	22.991	1'39.035	251,2	15:50'01.621
11	32.479	15.211	28.525	22.965	1'39.180	252,3	15:51'40.801
12	32.408	15.247	28.973	23.334	1'39.962	251,7	15:53'20.763

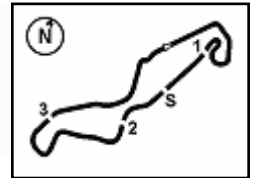
16° 21 M. RINALDI [1'38.469]							
Lap	Seg1	Seg2	Seg3	Seg4	Lap Time	km/h	Local Time
1		15.572	28.509	22.869	1'46.408	252,3	15:35'13.216
2	32.708	15.048	29.754	23.110	1'40.620	250,6	15:36'53.836
3	32.511	15.094	28.442	23.148	1'39.195	251,7	15:38'33.031
4	32.500	15.014	28.477	22.870	1'38.861	250,6	15:40'11.892
5	32.614	15.097	28.532	22.779	1'39.022C	248,3	15:41'50.914
6	32.282	15.156	28.257	22.815	1'38.510C	243,2	15:43'29.424
7	32.278	15.193	28.263	22.888	1'38.622	242,7	15:45'08.046
8	32.257	15.186	28.339	22.892	1'38.674	243,2	15:46'46.720
9	32.224	15.209	28.260	22.776	1'38.469	243,2	15:48'25.189
10	32.258	15.183	28.343	22.921	1'38.705	242,7	15:50'03.894
11	32.504	15.292	28.556	22.972	1'39.324	243,8	15:51'43.218
12	32.504	15.268	28.616	23.158	1'39.546	242,2	15:53'22.764

17° 31 Y. OKAMOTO [1'38.697]							
Lap	Seg1	Seg2	Seg3	Seg4	Lap Time	km/h	Local Time
1		15.296	28.208	23.444	1'46.325	255,3	15:35'13.133
2	33.494	15.071	28.702	23.238	1'40.505	255,9	15:36'53.638
3	32.880	15.229	28.415	22.992	1'39.516	253,5	15:38'33.154
4	32.568	15.084	28.432	23.355	1'39.439	253,3	15:40'12.593
5	32.671	15.163	28.228	23.083	1'39.145C	251,2	15:41'51.738
6	32.438	15.226	28.327	23.018	1'39.009C	248,8	15:43'30.747
7	32.585	15.205	28.366	22.884	1'39.040	246,6	15:45'09.787
8	32.672	15.263	28.365	22.947	1'39.247	248,3	15:46'49.034
9	32.445	15.202	28.235	22.930	1'38.812	247,7	15:48'27.846
10	32.457	15.224	28.325	23.023	1'39.029	248,3	15:50'06.875

12/04/2025 P = Pits In/Out - C = Lap Time Cancelled

These data/results cannot be reproduced, stored and/or transmitted in whole or in part by any manner of electronic, mechanical, photocopying, recording, broadcasting or otherwise now known or herein after developed without the previous express consent by the copyright owner, except for reproduction in daily press and regular printed publications on sale to the public within 60 days of the event related to those data/results and always provided that copyright symbol appears together as follows below.

© DORNA WSBK ORGANIZATION Srl 2025



TT Circuit Assen 4.542 m

4 / 4

Pirelli Dutch Round, 11-13 April 2025
Chronological Analysis Race 1

Start at 15:33'26.808

2	32.736	15.318	28.653	23.085	1'39.792	247,7	15:36'54.907
3	32.700	15.282	28.721	23.222	1'39.925	249,4	15:38'34.832
4	32.770	15.239	28.799	23.007	1'39.815	246,6	15:40'14.647
5	32.703	15.470	28.626	23.073	1'39.872C	249,4	15:41'54.519
6	32.678	15.289	28.519	22.925	1'39.411C	246,0	15:43'33.930
7	32.779	15.262	28.581	22.984	1'39.606	246,6	15:45'13.536
8	32.704	15.260	28.500	23.093	1'39.557	247,1	15:46'53.093
9	32.563	15.196	28.416	23.039	1'39.214	247,1	15:48'32.307
10	32.519	15.180	28.628	23.272	1'39.599	251,2	15:50'11.906
11	32.700	15.366	28.933	23.493	1'40.492	247,1	15:51'52.398

Race Time 18'25.590

RET 53 V. DEBISE [1'36.993]							
Lap	Seg.1	Seg.2	Seg.3	Seg.4	Lap Time	km/h	Local Time
1		15.191	27.630	22.778	1'42.753	252,9	15:35'09.561
2	32.051	15.000	27.943	22.545	1'37.539	251,2	15:36'47.100
3	31.962	14.835	27.824	22.372	1'36.993	251,2	15:38'24.093
4	31.894	14.903	27.860	22.430	1'37.087	250,6	15:40'01.180
5	1'17.833	16.354	30.112	33.515	2'37.814CP	237,4	15:42'38.994

Race Time 9'12.186

RET 20 X. CARDELUS [1'38.057]							
Lap	Seg.1	Seg.2	Seg.3	Seg.4	Lap Time	km/h	Local Time
1		15.133	28.112	23.109	1'44.829	256,5	15:35'11.637
2	32.292	15.381	28.239	22.844	1'38.756	250,6	15:36'50.393
3	32.333	15.095	28.391	23.011	1'38.830	255,3	15:38'29.223
4	32.140	14.969	28.119	22.829	1'38.057	255,3	15:40'07.280

Race Time 6'40.472

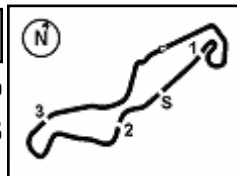
RET 32 O. BAYLISS							
Lap	Seg.1	Seg.2	Seg.3	Seg.4	Lap Time	km/h	Local Time
1							15:33'46.001

Race Time 6:63.1.2

12/04/2025 P = Pits In/Out - C = Lap Time Cancelled

These data/results cannot be reproduced, stored and/or transmitted in whole or in part by any manner of electronic, mechanical, photocopying, recording, broadcasting or otherwise now known or herein after developed without the previous express consent by the copyright owner, except for reproduction in daily press and regular printed publications on sale to the public within 60 days of the event related to those data/results and always provided that copyright symbol appears together as follows below.

© DORNA WSBK ORGANIZATION Srl 2025

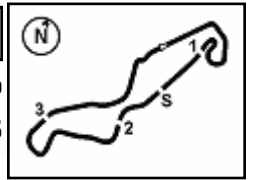

Pirelli Dutch Round, 11-13 April 2025
Best Laps & Speeds

No.	Rider Bike	Nat	Best Lap		FP		SP		WUP1		RC1	
			LL	SPD	LL	SPD	LL	SPD	LL	SPD	LL	SPD
1	61 C. ONCU Yamaha YZF R9	TUR	1'36.184 52 255,3		1'37.325 17 248,3		1'36.184 18 251,7		1'37.626 5 255,3		1'37.054 12 254,1	
2	69 T. BOOTH-AMOS Triumph Street Triple RS 765	GBR	1'36.734 46 255,3		1'37.704 15 251,7		1'36.734 14 254,7		1'38.104 5 253,5		1'37.521 12 255,3	
3	11 B. BENDSNEYDER MV Agusta F3 800 RR	NED	1'36.744 47 255,9		1'36.744 15 251,7		1'36.765 15 252,3		1'37.639 5 255,9		1'36.962 12 252,9	
4	53 V. DEBISE Ducati Panigale V2	FRA	1'36.894 45 256,5		1'37.430 16 247,7		1'36.894 18 256,5		1'37.328 6 251,2		1'36.993 5 252,9	
5	62 S. MANZI Yamaha YZF R9	ITA	1'36.952 54 253,5		1'37.817 19 248,8		1'37.179 17 253,5		1'37.529 6 253,5		1'36.952 12 250,6	
6	51 J. MASIA Ducati Panigale V2	ESP	1'36.969 49 258,4		1'37.504 16 254,7		1'37.152 16 258,4		1'39.107 5 254,1		1'36.969 12 257,1	
7	20 X. CARDELUS Ducati Panigale V2	AND	1'37.201 36 257,8		1'37.693 14 249,4		1'37.201 13 257,8		1'39.403 5 251,2		1'38.057 4 256,5	
8	94 L. MAHIAS Yamaha YZF R9	FRA	1'37.221 47 249,4		1'38.066 16 243,8		1'37.221 14 247,7		1'37.646 5 247,7		1'37.833 12 249,4	
9	52 J. ALCOBA Kawasaki ZX-6R 636	ESP	1'37.266 44 257,8		1'37.866 18 251,2		1'37.266 10 254,1		1'39.310 4 252,9		1'38.108 12 257,8	
10	65 P. OETTL Ducati Panigale V2	GER	1'37.317 52 256,5		1'38.702 17 248,3		1'37.317 18 254,1		1'38.180 5 255,3		1'37.584 12 256,5	
11	24 L. TACCINI Ducati Panigale V2	ITA	1'37.340 51 260,2		1'38.465 19 253,5		1'37.340 15 260,2		1'39.276 5 255,3		1'37.426 12 258,4	
12	32 D. BAYLISS Triumph Street Triple RS 765	AUS	1'37.363 40 257,8		1'38.662 18 251,7		1'37.363 16 257,8		1'38.260 6 255,9			
13	23 M. SCHROETTER Ducati Panigale V2	GER	1'37.435 48 254,1		1'37.516 16 249,4		1'37.435 15 254,1		1'37.862 5 251,7		1'37.715 12 254,1	
14	57 A. MAHENDRA Yamaha YZF R9	INA	1'37.469 50 256,5		1'38.641 17 247,1		1'37.469 16 252,3		1'38.105 5 255,3		1'37.712 12 256,5	
15	77 F. FARIOLI MV Agusta F3 800 RR	ITA	1'37.638 53 259,6		1'38.697 18 252,3		1'37.638 18 255,3		1'38.065 5 255,3		1'37.878 12 259,6	
16	28 G. VAN STRAALLEN Ducati Panigale V2	NED	1'37.739 54 254,1		1'38.974 18 243,8		1'37.739 18 254,1		1'39.061 6 247,7		1'38.370 12 251,7	
17	5 N. ANTONELLI Yamaha YZF R9	ITA	1'37.798 51 255,3		1'38.864 17 246,0		1'37.798 17 252,9		1'38.568 5 255,3		1'38.605 12 248,3	
18	27 K. TOBA Honda CBR600RR	JPN	1'37.820 39 254,1		1'39.204 16 251,7		1'37.820 18 253,5		1'38.562 5 254,1			
19	64 F. CARICASULO MV Agusta F3 800 RR	ITA	1'37.821 39 253,5		1'38.305 15 246,6		1'39.393 6 250,6		1'37.821 6 250,0		1'38.392 12 253,5	
20	43 S. JESPERSEN Ducati Panigale V2	DEN	1'37.850 47 259,0		1'39.197 16 253,5		1'37.850 14 259,0		1'38.981 5 256,5		1'38.555 12 255,9	
21	6 C. PEROLARI Honda CBR600RR	FRA	1'37.868 45 252,9		1'38.176 15 246,6		1'37.868 13 248,3		1'38.642 5 250,0		1'37.887 12 252,9	
22	21 M. RINALDI Yamaha YZF R9	ITA	1'37.962 52 252,3		1'39.211 17 244,3		1'37.962 18 245,5		1'38.678 5 246,0		1'38.469 12 252,3	
23	50 D. VOSTATEK Ducati Panigale V2	CZE	1'37.992 48 252,9		1'38.518 16 249,4		1'37.992 15 251,2		1'38.590 5 251,7		1'38.948 12 252,9	
24	31 Y. OKAMOTO Yamaha YZF R9	JPN	1'38.015 52 255,9		1'39.743 19 250,6		1'38.015 16 252,9		1'39.517 5 252,3		1'38.697 12 255,9	
25	66 N. TUULI QJMOTOR SRK 800 RR	FIN	1'38.238 50 252,9		1'39.150 19 248,3		1'38.238 15 250,0		1'40.075 4 244,3		1'39.239 12 252,9	

12/04/2025

These data/results cannot be reproduced, stored and/or transmitted in whole or in part by any manner of electronic, mechanical, photocopying, recording, broadcasting or otherwise now known or herein after developed without the previous express consent by the copyright owner, except for reproduction in daily press and regular printed publications on sale to the public within 60 days of the event related to those data/results and always provided that copyright symbol appears together as follows below.

© DORNA WSBK ORGANIZATION Srl 2025



TT Circuit Assen 4.542 m

Pirelli Dutch Round, 11-13 April 2025
Best Laps & Speeds

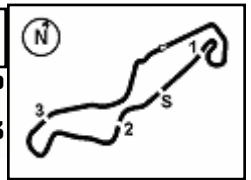
2 / 2

No.	Rider Bike	Nat	Best Lap		FP		SP		WUP1		RC1						
			LL	SPD	LL	SPD	LL	SPD	LL	SPD	LL	SPD					
26	25 M. VAN DER VOORT Ducati Panigale V2	NED	1'38.367 46 248,8		1'39.284 16 241,1		1'38.367 13 246,0		1'38.888 5 248,8		1'39.245 12 247,7						
27	3 R. DE ROSA QJMOTOR SRK 800 RR	ITA	1'38.469 34 245,5		1'38.574 18 243,2		1'38.469 16 245,5										
28	7 L. VENEMAN Ducati Panigale V2	NED	1'38.739 52 254,7		1'39.641 18 248,3		1'38.739 18 252,3		1'40.905 4 252,3		1'40.884 12 254,7						
29	4 L. ARBEL MV Agusta F3 800 RR	FRA	1'38.865 39 248,3		1'40.677 20 241,6		1'38.865 14 245,5		1'39.913 5 248,3								
30	68 L. POWER MV Agusta F3 800 RR	AUS	1'38.908 41 257,1		1'40.113 9 246,0		1'38.908 15 251,7		1'39.859 5 253,5		1'39.541 12 257,1						
31	45 L. DE VLEESCHAUWER Ducati Panigale V2	BEL	1'39.214 48 254,7		1'39.409 15 247,7		1'39.232 17 250,0		1'39.991 5 251,7		1'39.214 11 254,7						
32	33 E. MONTERO Ducati Panigale V2	ESP	1'39.308 42 251,2		1'40.610 20 248,3		1'39.308 17 248,3		1'40.742 5 251,2								
33	22 A. CARRASCO Honda CBR600RR	ESP	1'40.045 49 253,5		1'41.712 18 247,1		1'40.045 14 249,4		1'41.146 5 253,5		1'40.895 12 253,5						
34	63 S. AZMAN Honda CBR600RR	MAS	1'41.543 16 252,9		1'41.543 12 244,9				1'41.964 4 252,9								

12/04/2025

These data/results cannot be reproduced, stored and/or transmitted in whole or in part by any manner of electronic, mechanical, photocopying, recording, broadcasting or otherwise now known or herein after developed without the previous express consent by the copyright owner, except for reproduction in daily press and regular printed publications on sale to the public within 60 days of the event related to those data/results and always provided that copyright symbol appears together as follows below.

© DORNA WSBK ORGANIZATION Srl 2025


Pirelli Dutch Round, 11-13 April 2025
Fastest Laps Race 1

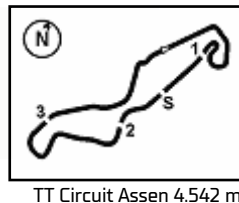
No.	Rider	Nat	Team	Bike	Class	Lap	Time	Gap
1	62 S. MANZI	ITA	Pata Yamaha Ten Kate Racing	Yamaha YZF R9		3	1'36.952	
2	11 B. BENDSNEYDER	NED	MV Agusta Reparto Corse	MV Agusta F3 800 RR		3	1'36.962	0.010
3	51 J. MASIA	ESP	Orelac Racing Verdnatura	Ducati Panigale V2		3	1'36.969	0.017
4	53 V. DEBISE	FRA	Renzi Corse	Ducati Panigale V2		3	1'36.993	0.041
5	61 C. ONCU	TUR	Yamaha BLU CRU Evan Bros Team	Yamaha YZF R9		3	1'37.054	0.102
6	24 L. TACCINI	ITA	Ecosantagata Althea Racing Team	Ducati Panigale V2		3	1'37.426	0.474
7	69 T. BOOTH-AMOS	GBR	PTR Triumph Factory Racing	Triumph Street Triple RS 765		4	1'37.521	0.569
8	65 P. OETTL	GER	Feel Racing WorldSSP Team	Ducati Panigale V2		3	1'37.584	0.632
9	57 A. MAHENDRA	INA	Yamaha BLU CRU Evan Bros Team	Yamaha YZF R9		2	1'37.712	0.760
10	23 M. SCHROETTER	GER	WRP Racing	Ducati Panigale V2		8	1'37.715	0.763
11	94 L. MAHIAS	FRA	GMT94-YAMAHA	Yamaha YZF R9		2	1'37.833	0.881
12	77 F. FARIOLI	ITA	MV Agusta Reparto Corse	MV Agusta F3 800 RR		3	1'37.878	0.926
13	6 C. PEROLARI	FRA	Honda Racing World Supersport	Honda CBR600RR	*	3	1'37.887	0.935
14	20 X. CARDELUS	AND	Orelac Racing Verdnatura	Ducati Panigale V2		4	1'38.057	1.105
15	52 J. ALCOBA	ESP	Kawasaki WorldSSP Team	Kawasaki ZX-6R 636		7	1'38.108	1.156
16	28 G. VAN STRAALEN	NED	D34G WorldSSP Racing Team	Ducati Panigale V2		4	1'38.370	1.418
17	64 F. CARICASULO	ITA	Motozoo ME air Racing	MV Agusta F3 800 RR		8	1'38.392	1.440
18	21 M. RINALDI	ITA	GMT94-YAMAHA	Yamaha YZF R9		9	1'38.469	1.517
19	43 S. JESPERSEN	DEN	Ecosantagata Althea Racing Team	Ducati Panigale V2		8	1'38.555	1.603
20	5 N. ANTONELLI	ITA	VFT Racing	Yamaha YZF R9		4	1'38.605	1.653
21	31 Y. OKAMOTO	JPN	Pata Yamaha Ten Kate Racing	Yamaha YZF R9		12	1'38.697	1.745
22	50 D. VOSTATEK	CZE	WRP Racing	Ducati Panigale V2		8	1'38.948	1.996
23	45 L. DE VLEESCHAUWER	BEL	Track and Trades Wixx Racing	Ducati Panigale V2		9	1'39.214	2.262
24	66 N. TUULI	FIN	QJMOTOR Factory Racing	QJMOTOR SRK 800 RR	*	4	1'39.239	2.287
25	25 M. VAN DER VOORT	NED	Track and Trades Wixx Racing	Ducati Panigale V2		3	1'39.245	2.293
26	68 L. POWER	AUS	Motozoo ME air Racing	MV Agusta F3 800 RR		3	1'39.541	2.589
27	7 L. VENEMAN	NED	EAB Racing Team	Ducati Panigale V2		11	1'40.884	3.932
28	22 A. CARRASCO	ESP	Honda Racing World Supersport	Honda CBR600RR	*	2	1'40.895	3.943

* WorldSSP Challenge

12/04/2025

These data/results cannot be reproduced, stored and/or transmitted in whole or in part by any manner of electronic, mechanical, photocopying, recording, broadcasting or otherwise now known or herein after developed without the previous express consent by the copyright owner, except for reproduction in daily press and regular printed publications on sale to the public within 60 days of the event related to those data/results and always provided that copyright symbol appears together as follows below.

© DORNA WSBK ORGANIZATION Srl 2025

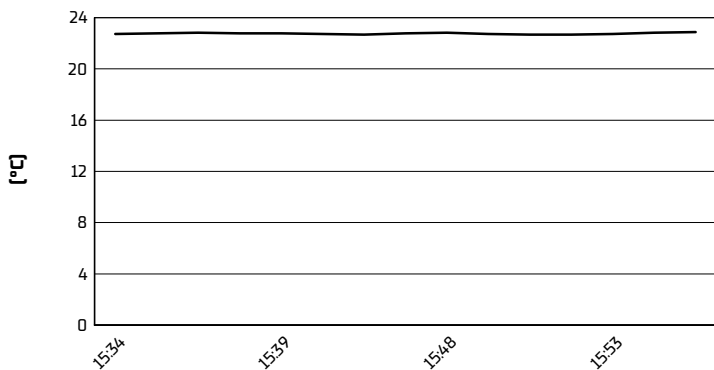


Pirelli Dutch Round, 11-13 April 2025

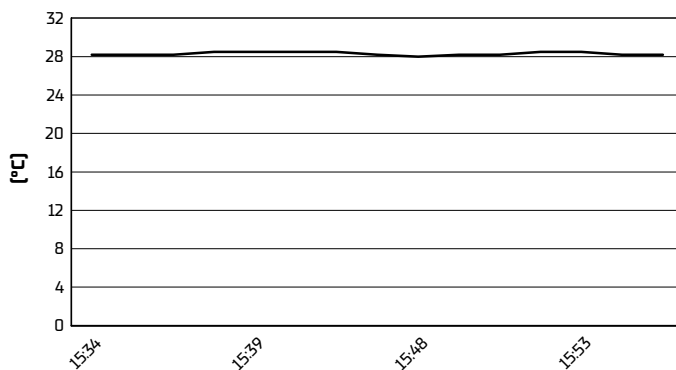
Weather Report Race 1

Session started 15:34 - Session ended 15:57

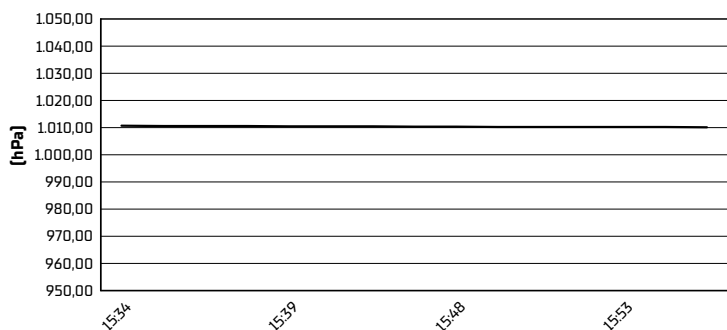
Air Temperature



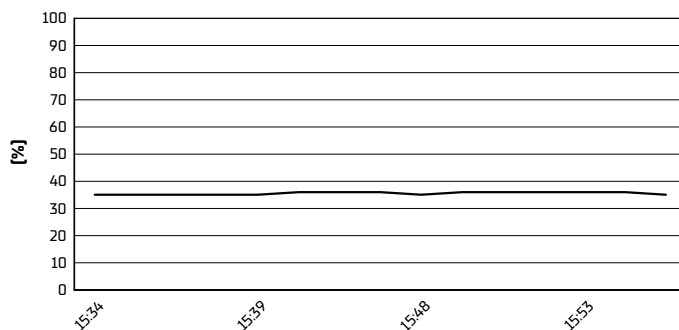
Track Temperature



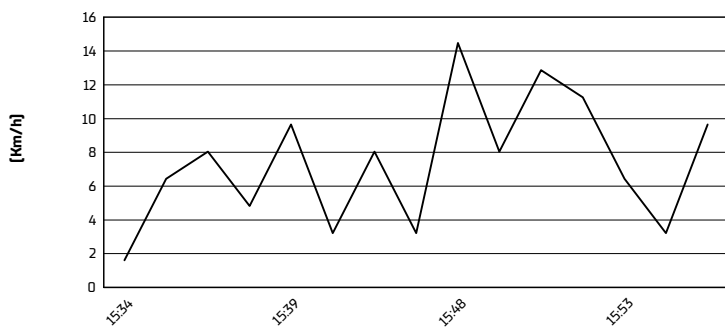
Air Pressure



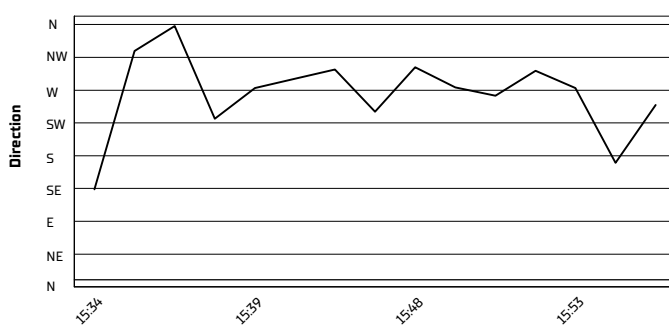
Humidity



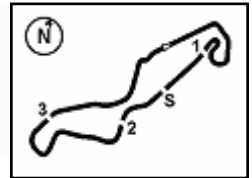
Wind Speed



Wind Direction



12/04/2025
These data/results cannot be reproduced, stored and/or transmitted in whole or in part by any manner of electronic, mechanical, photocopying, recording, broadcasting or otherwise now known or herein after developed without the previous express consent by the copyright owner, except for reproduction in daily press and regular printed publications on sale to the public within 60 days of the event related to those data/results and always provided that copyright symbol appears together as follows below.
© DORNA WSBK ORGANIZATION Srl 2025



Pirelli Dutch Round, 11-13 April 2025

Provisional Starting Grid - Race 2 (18 Laps x 4,542 km = 81,756 km)

1	1	62 MANZI S. Yamaha 1'36.952 RC1	2	11 BENDSNEYDER B. MV Agusta 1'36.962 RC1	3	51 MASIA J. Ducati 1'36.969 RC1
2	4	53 DEBISE V. Ducati 1'36.993 RC1	5	61 ONCU C. Yamaha 1'37.054 RC1	6	24 TACCINI L. Ducati 1'37.426 RC1
3	7	69 BOOTH-AMOS T. Triumph 1'37.521 RC1	8	65 DETTL P. Ducati 1'37.584 RC1	9	57 MAHENDRA A. Yamaha 1'37.712 RC1
4	10	20 CARDELUS X. Ducati 1'37.201 SP	11	94 MAHIAS L. Yamaha 1'37.221 SP	12	52 ALCOBA J. Kawasaki 1'37.266 SP
5	13	32 BAYLISS O. Triumph 1'37.363 SP	14	23 SCHROETTER M. Ducati 1'37.435 SP	15	77 FARIOLI F. MV Agusta 1'37.638 SP
6	16	28 VAN STRAALLEN G. Ducati 1'37.739 SP	17	5 ANTONELLI N. Yamaha 1'37.798 SP	18	27 TOBA K. Honda 1'37.820 SP
7	19	43 JESPERSEN S. Ducati 1'37.850 SP	20	6 PEROLARI C. Honda 1'37.868 SP	21	21 RINALDI M. Yamaha 1'37.962 SP
8	22	50 VOSTATEK O. Ducati 1'37.992 SP	23	31 OKAMOTO Y. Yamaha 1'38.015 SP	24	66 TUULI N. QJMOTOR 1'38.238 SP
9	25	25 VAN DER VOORT M. Ducati 1'38.367 SP	26	7 VENEMAN L. Ducati 1'38.739 SP	27	4 ARBEL L. MV Agusta 1'38.865 SP
10	28	68 POWER L. MV Agusta 1'38.908 SP	29	45 DE VLEESCHAUWER Ducati 1'39.232 SP	30	33 MONTERO E. Ducati 1'39.308 SP
11	31	64 CARICASULO F. MV Agusta 1'39.393 SP	32	22 CARRASCO A. Honda 1'40.045 SP		

12/04/2025 The Race Director

These data/results cannot be reproduced, stored and/or transmitted in whole or in part by any manner of electronic, mechanical, photocopying, recording, broadcasting or otherwise now known or herein after developed without the previous express consent by the copyright owner, except for reproduction in daily press and regular printed publications on sale to the public within 60 days of the event related to those data/results and always provided that copyright symbol appears together as follows below. © DORNA WSBK ORGANIZATION Srl 2025