

**Pirelli Dutch Round, 11-13 April 2025**  
**Chronological Analysis Race 2**

Start at 15:15:15.111

1 / 5

1° 61 C. ONCU [1'37.796]								4° 53 V. DEBISE [1'37.962]							
Lap	Seg1	Seg2	Seg3	Seg4	Lap Time	km/h	Local Time	Lap	Seg1	Seg2	Seg3	Seg4	Lap Time	km/h	Local Time
1		15.283	28.478	22.766	1'43.123	246,0	15:16'58.234	1		15.209	28.562	23.064	1'43.688	248,3	15:16'58.799
2	32.174	15.237	28.192	22.703	1'38.306	245,5	15:18'36.540	2	32.207	15.072	28.167	22.808	1'38.254	250,6	15:18'37.053
3	32.579	15.242	28.455	22.546	1'38.822	245,5	15:20'15.362	3	32.508	15.033	28.303	22.737	1'38.581	249,4	15:20'15.634
4	32.018	15.166	28.166	22.564	1'37.904	245,5	15:21'53.266	4	32.211	15.053	28.252	23.048	1'38.564	249,4	15:21'54.198
5	32.199	15.402	28.682	22.676	1'38.959	244,3	15:23'32.225	5	32.394	15.245	28.288	22.988	1'38.915	248,3	15:23'33.113
6	32.156	15.122	28.254	22.825	1'38.357	245,5	15:25'10.582	6	32.587	<b>14.958</b>	28.161	22.822	1'38.528	251,2	15:25'11.641
7	32.151	15.107	28.347	22.557	1'38.162	246,6	15:26'48.744	7	32.293	15.017	<b>28.159</b>	22.684	1'38.153	250,0	15:26'49.794
8	32.064	15.209	28.188	22.444	1'37.905	239,5	15:28'26.649	8	32.295	15.096	28.318	22.592	1'38.301	<b>254,7</b>	15:28'28.095
9	32.271	15.298	28.222	22.529	1'38.320	246,6	15:30'04.969	9	32.305	14.961	28.233	22.463	<b>1'37.962</b>	250,6	15:30'06.057
10	32.039	<b>15.057</b>	28.237	22.542	1'37.875	246,6	15:31'42.844	10	32.260	14.992	28.291	22.528	1'38.071	250,0	15:31'44.128
11	31.992	15.151	28.218	22.435	<b>1'37.796</b>	243,2	15:33'20.640	11	32.275	14.997	28.353	22.557	1'38.182	252,9	15:33'22.310
12	32.203	15.385	28.234	22.455	1'38.277	<b>247,1</b>	15:34'58.917	12	32.206	15.060	28.295	22.481	1'38.042	247,7	15:35'00.352
13	32.139	15.132	<b>28.128</b>	22.443	1'37.842	244,9	15:36'36.759	13	32.238	15.045	28.235	<b>22.445</b>	1'37.963	249,4	15:36'38.315
14	32.066	15.087	<b>28.128</b>	22.548	1'37.829	<b>247,1</b>	15:38'14.588	14	32.491	15.047	28.508	22.665	1'38.711	251,7	15:38'17.026
15	31.973	15.109	28.233	22.525	1'37.840	<b>247,1</b>	15:39'52.428	15	32.272	15.173	28.240	22.624	1'38.309	247,1	15:39'55.335
16	31.919	15.317	28.242	22.453	1'37.931	243,8	15:41'30.359	16	32.263	15.063	28.229	22.658	1'38.213	250,0	15:41'33.548
17	31.952	15.216	28.667	<b>22.353</b>	1'38.188	244,9	15:43'08.547	17	32.183	15.148	28.330	22.671	1'38.332	245,5	15:43'11.880
18	<b>31.871</b>	15.156	28.208	22.859	1'38.094	246,6	15:44'46.641	18	<b>32.116</b>	15.143	28.321	22.603	1'38.183	245,5	15:44'50.063
Race Time 29'31.530								Race Time 29'34.952							

2° 62 S. MANZI [1'37.767]								5° 51 J. MASIA [1'37.946]							
Lap	Seg1	Seg2	Seg3	Seg4	Lap Time	km/h	Local Time	Lap	Seg1	Seg2	Seg3	Seg4	Lap Time	km/h	Local Time
1		15.357	28.616	22.680	1'42.957	242,2	15:16'58.068	1		15.277	28.481	22.837	1'43.060	245,5	15:16'58.171
2	32.161	15.188	28.570	22.709	1'38.628	242,7	15:18'36.696	2	32.428	15.235	28.315	22.957	1'38.935	251,7	15:18'37.106
3	32.235	15.207	28.476	22.502	1'38.420	242,2	15:20'15.116	3	32.251	15.026	28.369	22.587	1'38.233	250,6	15:20'15.339
4	32.084	15.124	28.550	22.607	1'38.365	243,2	15:21'53.481	4	32.253	15.107	28.298	22.689	1'38.347	253,5	15:21'53.686
5	32.162	15.298	28.453	22.665	1'38.578	250,0	15:23'32.059	5	32.209	15.151	28.648	22.750	1'38.758	251,2	15:23'32.444
6	32.115	15.112	28.377	22.726	1'38.330	242,7	15:25'10.389	6	32.289	15.004	28.308	22.943	1'38.544	250,6	15:25'10.988
7	32.170	15.108	28.446	22.526	1'38.250	243,8	15:26'48.639	7	32.476	14.985	28.264	22.554	1'38.279	<b>257,1</b>	15:26'49.267
8	32.050	15.066	28.337	22.466	1'37.919	244,9	15:28'26.558	8	32.270	14.972	28.385	22.507	1'38.134	255,9	15:28'27.401
9	32.123	15.078	28.472	22.408	1'38.081	243,8	15:30'04.639	9	<b>32.126</b>	15.185	28.351	22.460	1'38.122	254,1	15:30'05.523
10	32.093	15.079	28.411	22.491	1'38.074	242,2	15:31'42.713	10	32.223	14.978	28.345	<b>22.449</b>	1'37.995	254,1	15:31'43.518
11	31.917	15.063	28.410	22.433	1'37.823	243,2	15:33'20.536	11	32.763	15.023	28.270	22.535	1'38.591	253,5	15:33'22.109
12	32.079	15.066	28.414	22.474	1'38.033	243,2	15:34'58.569	12	32.203	14.951	<b>28.252</b>	22.540	<b>1'37.946</b>	254,7	15:35'00.055
13	32.027	15.019	28.452	22.523	1'38.021	243,8	15:36'36.590	13	32.237	14.950	28.263	22.589	1'38.039	255,3	15:36'38.094
14	31.993	14.990	28.360	22.467	1'37.810	243,8	15:38'14.400	14	32.522	<b>14.916</b>	28.730	22.674	1'38.842	255,9	15:38'16.936
15	31.979	15.068	28.329	22.614	1'37.990	244,9	15:39'52.390	15	32.422	15.228	28.328	22.613	1'38.591	249,4	15:39'55.527
16	32.179	15.006	28.556	<b>22.404</b>	1'38.145	<b>251,2</b>	15:41'30.535	16	32.273	15.012	28.412	22.623	1'38.320	255,9	15:41'33.847
17	32.032	<b>14.966</b>	<b>28.314</b>	22.455	<b>1'37.767</b>	248,8	15:43'08.302	17	32.340	15.027	28.509	22.687	1'38.563	254,7	15:43'12.410
18	<b>31.898</b>	15.067	28.325	22.961	1'38.251	245,5	15:44'46.553	18	32.751	15.100	28.671	22.840	1'39.362	249,4	15:44'51.772
Race Time 29'31.442 + 0.100Pen								Race Time 29'36.661							

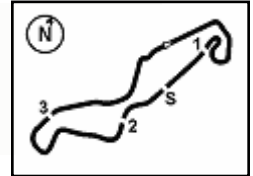
3° 11 B. BENDSNEYDER [1'37.810]								6° 23 M. SCHROETTER [1'37.764]							
Lap	Seg1	Seg2	Seg3	Seg4	Lap Time	km/h	Local Time	Lap	Seg1	Seg2	Seg3	Seg4	Lap Time	km/h	Local Time
1		15.154	28.383	23.251	1'43.963	252,9	15:16'59.074	1		15.324	28.335	22.728	1'44.398	247,7	15:16'59.509
2	32.089	15.149	28.309	22.739	1'38.286	253,5	15:18'37.360	2	32.738	15.008	<b>28.117</b>	22.774	1'38.637	250,6	15:18'38.146
3	32.668	15.046	28.242	22.593	1'38.549	252,9	15:20'15.909	3	32.901	15.175	28.237	22.531	1'38.844	247,7	15:20'16.990
4	32.345	15.063	<b>28.119</b>	22.962	1'38.489	<b>254,7</b>	15:21'54.398	4	32.125	14.991	28.129	22.635	1'37.880	251,7	15:21'54.870
5	32.307	<b>14.983</b>	28.336	22.964	1'38.590	250,6	15:23'32.988	5	32.270	14.960	28.283	22.980	1'38.493	252,9	15:23'33.363
6	32.390	14.990	28.157	22.749	1'38.286	251,2	15:25'11.274	6	32.689	14.959	28.181	22.672	1'38.501	254,1	15:25'11.864
7	32.262	15.122	28.188	22.624	1'38.196	<b>254,7</b>	15:26'49.470	7	32.246	15.017	28.139	22.672	1'38.074	253,5	15:26'49.938
8	32.276	15.018	28.302	22.550	1'38.146	252,9	15:28'27.616	8	32.264	15.054	28.379	<b>22.514</b>	1'38.211	<b>256,5</b>	15:28'28.149
9	32.077	15.136	28.328	22.534	1'38.075	253,5	15:30'05.691	9	<b>32.012</b>	14.970	28.217	22.565	<b>1'37.764</b>	249,4	15:30'05.913
10	32.219	15.006	28.248	22.530	1'38.003	254,1	15:31'43.694	10	32.140	14.949	28.305	<b>22.514</b>	1'37.908	253,5	15:31'43.821
11	<b>31.978</b>	15.070	28.216	22.546	<b>1'37.810</b>	248,8	15:33'21.504	11	32.139	<b>14.908</b>	28.458	22.595	1'38.100	250,6	15:33'21.921
12	32.098	15.146	28.330	22.574	1'38.148	245,5	15:34'59.652	12	32.171	15.008	28.173	22.557	1'37.909	248,8	15:34'59.830
13	32.150	15.031	28.487	22.591	1'38.259	248,8	15:36'37.911	13	32.203	14.944	28.217	22.651	1'38.015	251,2	15:36'37.845
14	32.166	15.007	28.225	22.605	1'38.003	247,7	15:38'15.914	14	32.646	15.219	28.421	22.641	1'38.927	250,0	15:38'16.772
15	32.001	15.137	28.166	22.617	1'37.921	244,3	15:39'53.835	15	32.124	15.086	28.435	22.716	1'38.361	245,5	15:39'55.133
16	32.160	15.095	28.471	<b>22.510</b>	1'38.236	246,6	15:41'32.071	16	32.213	15.069	28.381	22.878	1'38.541	247,7	15:41'33.674
17	32.251	15.139	28.559	22.736	1'38.685	246,0	15:43'10.756	17	32.298	15.106	28.569	22.896	1'38.869	250,6	15:43'12.543
18	32.408	15.233	28.597	22.797	1'39.035	244,3	15:44'49.791	18	32.931	15.191	28.786	23.187	1'40.095	248,3	15:44'52.638
Race Time 29'34.680								Race Time 29'37.527							

13/04/2025

P = Pits In/Out - C = Lap Time Cancelled

These data/results cannot be reproduced, stored and/or transmitted in whole or in part by any manner of electronic, mechanical, photocopying, recording, broadcasting or otherwise now known or herein after developed without the previous express consent by the copyright owner, except for reproduction in daily press and regular printed publications on sale to the public within 60 days of the event related to those data/results and always provided that copyright symbol appears together as follows below.

© DORNA WSBK ORGANIZATION Srl 2025



**Pirelli Dutch Round, 11-13 April 2025**  
**Chronological Analysis Race 2**

Start at 15:15:15.111

7° 52 J. ALCOBA [1'37.912]								10° 6 C. PEROLARI [1'38.620]							
Lap	Seg1	Seg2	Seg3	Seg4	Lap Time	km/h	Local Time	Lap	Seg1	Seg2	Seg3	Seg4	Lap Time	km/h	Local Time
1		15.256	28.295	22.772	1'44.732	253,5	15:16'59.843	1		15.446	28.273	22.939	1'45.391	244,3	15:17'00.502
2	32.559	15.197	28.465	22.878	1'39.099	254,1	15:18'38.942	2	33.085	15.254	<b>28.084</b>	23.196	1'39.619	246,6	15:18'40.121
3	32.192	15.316	28.307	<b>22.593</b>	1'38.408	247,7	15:20'17.350	3	32.597	15.360	28.277	<b>22.649</b>	1'38.883	245,5	15:20'19.004
4	32.149	<b>14.976</b>	<b>28.113</b>	22.674	<b>1'37.912</b>	<b>254,7</b>	15:21'55.262	4	32.540	15.347	28.326	22.898	1'39.111	242,7	15:21'58.115
5	32.181	15.017	28.271	22.729	1'38.198	253,5	15:23'33.460	5	32.463	15.359	28.408	22.896	1'39.126	242,7	15:23'37.241
6	32.427	15.089	28.395	22.694	1'38.605	253,5	15:25'12.065	6	32.665	15.250	28.250	22.800	1'38.965	243,8	15:25'16.206
7	32.290	14.998	28.301	22.694	1'38.283	251,7	15:26'50.348	7	32.352	15.326	28.258	22.727	1'38.663	242,7	15:26'54.869
8	<b>32.085</b>	15.030	28.357	22.611	1'38.083	<b>254,7</b>	15:28'28.431	8	32.397	15.307	28.351	22.791	1'38.846	243,2	15:28'33.715
9	32.206	15.059	28.356	22.610	1'38.231	254,1	15:30'06.662	9	<b>32.281</b>	15.255	28.347	22.737	<b>1'38.620</b>	244,3	15:30'12.335
10	32.202	15.059	28.275	22.762	1'38.298	250,0	15:31'44.960	10	32.423	15.551	28.526	23.140	1'39.640	238,4	15:31'51.975
11	32.485	15.130	28.372	22.807	1'38.794	249,4	15:33'23.754	11	32.492	15.678	28.542	23.027	1'39.739	240,0	15:33'31.714
12	32.192	15.268	28.442	22.907	1'38.809	246,6	15:35'02.563	12	32.434	15.319	28.397	22.934	1'39.084	241,6	15:35'10.798
13	32.422	15.265	28.565	22.776	1'39.028	246,6	15:36'41.591	13	32.380	15.303	28.468	22.822	1'38.973	242,2	15:36'49.771
14	32.251	15.218	28.405	22.868	1'38.742	246,6	15:38'20.333	14	32.437	15.291	28.528	23.049	1'39.305	244,9	15:38'29.076
15	32.369	15.184	28.490	22.791	1'38.834	246,0	15:39'59.167	15	32.381	15.231	28.340	23.000	1'38.952	243,2	15:40'08.028
16	32.387	15.366	28.486	22.697	1'38.936	246,0	15:41'38.103	16	32.387	<b>15.205</b>	28.523	22.902	1'39.017	245,5	15:41'47.045
17	32.288	15.292	28.452	22.730	1'38.762	246,0	15:43'16.865	17	32.455	15.226	28.377	22.823	1'38.881	244,3	15:43'25.926
18	32.310	15.337	28.612	22.995	1'39.254	245,5	15:44'56.119	18	32.388	15.274	28.499	22.934	1'39.095	<b>247,7</b>	15:45'05.021
Race Time 29'41.008								Race Time 29'49.910							

8° 57 A. MAHENDRA [1'37.933]								11° 43 S. JESPERSEN [1'38.625]							
Lap	Seg1	Seg2	Seg3	Seg4	Lap Time	km/h	Local Time	Lap	Seg1	Seg2	Seg3	Seg4	Lap Time	km/h	Local Time
1		15.047	28.360	22.951	1'43.405	248,8	15:16'58.516	1		15.572	28.486	22.841	1'45.997	250,0	15:17'01.108
2	32.403	15.207	28.227	22.839	1'38.676	246,6	15:18'37.192	2	33.113	15.361	28.489	22.880	1'39.843	<b>257,1</b>	15:18'40.951
3	32.566	15.070	28.370	22.600	1'38.606	<b>249,4</b>	15:20'15.798	3	32.430	15.095	28.500	22.719	1'38.744	252,9	15:20'19.695
4	32.298	<b>14.996</b>	28.175	22.738	1'38.207	248,8	15:21'54.005	4	32.478	15.100	<b>28.453</b>	22.850	1'38.881	249,4	15:21'58.576
5	<b>32.105</b>	15.159	28.560	22.845	1'38.669	247,1	15:23'32.674	5	32.582	15.171	28.572	22.747	1'39.072	250,0	15:23'37.648
6	32.283	15.079	<b>28.105</b>	22.677	1'38.144	246,6	15:25'10.818	6	32.675	15.107	28.508	22.973	1'39.263	248,3	15:25'16.911
7	32.164	15.122	28.180	22.699	1'38.165	245,5	15:26'48.983	7	32.693	15.144	28.642	22.865	1'39.344	251,7	15:26'56.255
8	32.118	15.198	28.391	22.545	1'38.252	<b>249,4</b>	15:28'27.235	8	32.416	15.093	28.493	22.792	1'38.794	253,5	15:28'35.049
9	32.126	15.089	28.295	22.566	1'38.076	247,7	15:30'05.311	9	32.429	15.136	28.549	22.983	1'39.097	252,9	15:30'14.146
10	32.183	15.131	28.198	<b>22.421</b>	<b>1'37.933</b>	246,6	15:31'43.244	10	32.841	15.239	28.590	22.965	1'39.635	246,0	15:31'53.781
11	32.124	15.113	28.657	22.392	1'44.286	246,0	15:33'27.530	11	32.494	15.184	28.580	22.816	1'39.074	249,4	15:33'32.855
12	33.115	15.536	28.844	22.946	1'40.441	243,8	15:35'07.971	12	32.442	15.166	28.655	22.849	1'39.112	248,8	15:35'11.967
13	32.381	15.228	28.340	22.778	1'38.727	244,3	15:36'46.698	13	32.493	15.171	28.667	22.791	1'39.122	251,2	15:36'51.089
14	32.390	15.198	28.578	22.803	1'38.969	244,3	15:38'25.667	14	32.290	15.156	28.638	22.726	1'38.810	252,3	15:38'29.899
15	32.411	15.253	28.499	22.732	1'38.895	245,5	15:40'04.562	15	<b>32.280</b>	15.075	28.605	<b>22.665</b>	<b>1'38.625</b>	252,9	15:40'08.524
16	32.413	15.320	28.353	22.673	1'38.759	241,1	15:41'43.321	16	32.450	14.996	28.630	22.999	1'39.075	254,7	15:41'47.599
17	32.160	15.236	28.417	24.139	1'39.952	240,5	15:43'23.273	17	32.343	<b>14.991</b>	28.636	22.771	1'38.741	252,9	15:43'26.340
18	32.333	15.366	28.501	23.077	1'39.277	243,2	15:45'02.550	18	32.303	15.099	28.688	22.829	1'38.919	253,5	15:45'05.259
Race Time 29'47.439								Race Time 29'50.148							

9° 64 F. CARICASULO [1'38.444]								12° 21 M. RINALDI [1'38.716]							
Lap	Seg1	Seg2	Seg3	Seg4	Lap Time	km/h	Local Time	Lap	Seg1	Seg2	Seg3	Seg4	Lap Time	km/h	Local Time
1		15.451	28.619	22.943	1'47.177	<b>250,0</b>	15:17'02.288	1		15.528	28.306	22.917	1'45.641	<b>246,0</b>	15:17'00.752
2	32.534	15.207	<b>28.378</b>	23.475	1'39.594	248,3	15:18'41.882	2	33.172	15.235	<b>28.254</b>	22.743	1'39.404	243,8	15:18'40.156
3	32.554	15.055	28.456	22.781	1'38.846	248,3	15:20'20.728	3	32.806	15.207	28.515	<b>22.591</b>	1'39.119	244,9	15:20'19.275
4	32.302	<b>15.027</b>	28.439	22.676	<b>1'38.444</b>	248,8	15:21'59.172	4	32.592	15.380	28.576	22.882	1'39.430	243,8	15:21'58.705
5	32.413	15.110	28.548	22.698	1'38.769	<b>250,0</b>	15:23'37.941	5	32.364	15.316	28.600	22.741	1'39.021	242,7	15:23'37.726
6	32.565	15.273	28.490	22.788	1'39.116	239,5	15:25'17.057	6	32.514	15.319	28.481	22.762	1'39.076	237,9	15:25'16.802
7	32.318	15.047	28.687	<b>22.634</b>	1'38.686	247,1	15:26'55.743	7	32.445	15.319	28.658	22.769	1'39.191	241,1	15:26'55.993
8	32.259	15.188	28.564	22.806	1'38.817	247,1	15:28'34.560	8	<b>32.355</b>	15.152	28.438	22.771	<b>1'38.716</b>	243,8	15:28'34.709
9	32.217	15.066	28.553	22.775	1'38.611	247,1	15:30'13.171	9	32.403	<b>15.099</b>	28.574	22.653	1'38.729	244,9	15:30'13.438
10	32.437	15.406	28.573	22.785	1'39.201	241,6	15:31'52.372	10	32.457	15.355	28.487	22.839	1'39.138	242,7	15:31'52.576
11	32.326	15.254	28.661	22.811	1'39.052	248,8	15:33'31.424	11	32.491	15.254	28.558	22.876	1'39.179	243,8	15:33'31.755
12	<b>32.191</b>	15.206	28.636	22.826	1'38.859	244,9	15:35'10.283	12	32.734	15.270	28.547	22.772	1'39.323	243,2	15:35'11.078
13	32.274	15.260	28.572	22.869	1'38.975	245,5	15:36'49.258	13	32.451	15.156	28.577	22.760	1'38.944	242,7	15:36'50.022
14	32.643	15.220	28.822	22.843	1'39.528	245,5	15:38'28.786	14	32.503	15.204	28.650	22.818	1'39.175	244,3	15:38'29.197
15	32.364	15.226	28.576	22.735	1'38.901	243,2	15:40'07.687	15	32.620	15.252	28.602	22.666	1'39.140	242,2	15:40'08.337
16	32.349	15.287	28.590	22.865	1'39.091	244,9	15:41'46.778	16	32.361	15.119	28.601	22.745	1'38.826	244,9	15:41'47.163
17	32.321	15.237	28.554	22.817	1'38.929	246,0	15:43'25.707	17	32.655	15.456	28.598	22.832	1'39.541	244,3	15:43'26.704
18	32.237	15.319	28.645	22.852	1'39.053	244,3	15:45'04.760	18	32.546	15.186	28.701	22.906	1'39.339	242,7	15:45'06.043
Race Time 29'49.649								Race Time 29'50.932							

13/04/2025

P = Pits In/Out - C = Lap Time Cancelled

These data/results cannot be reproduced, stored and/or transmitted in whole or in part by any manner of electronic, mechanical, photocopying, recording, broadcasting or otherwise now known or herein after developed without the previous express consent by the copyright owner, except for reproduction in daily press and regular printed publications on sale to the public within 60 days of the event related to those data/results and always provided that copyright symbol appears together as follows below.

© DORNA WSBK ORGANIZATION Srl 2025

**Pirelli Dutch Round, 11-13 April 2025**  
**Chronological Analysis Race 2**

Start at 15:15:15.111

3 / 5

13° 65 P. DETTL [1'38.065]								16° 31 Y. OKAMOTO [1'38.897]							
Lap	Seg1	Seg2	Seg3	Seg4	Lap Time	km/h	Local Time	Lap	Seg1	Seg2	Seg3	Seg4	Lap Time	km/h	Local Time
1		15.099	28.337	22.726	1'44.127	248,3	15:16'59.238	1		15.710	28.806	23.370	1'47.906	248,8	15:17'03.017
2	32.663	15.104	<b>28.227</b>	22.820	1'38.814	250,6	15:18'38.052	2	32.906	15.426	28.468	23.547	1'40.347	243,2	15:18'43.364
3	32.463	15.101	28.300	22.587	1'38.451	251,7	15:20'16.503	3	32.788	15.310	28.459	23.168	1'39.725	247,7	15:20'23.089
4	32.354	<b>14.994</b>	28.248	22.871	1'38.467	251,7	15:21'54.970	4	32.600	<b>15.112</b>	28.563	22.917	1'39.192	<b>251,2</b>	15:22'02.281
5	32.544	15.106	28.332	22.797	1'38.779	<b>254,7</b>	15:23'33.749	5	33.056	15.286	28.470	22.931	1'39.743	244,3	15:23'42.024
6	34.439	15.056	28.272	22.533	1'40.300	246,0	15:25'14.049	6	32.762	15.183	28.589	23.495	1'40.029	246,0	15:25'22.053
7	32.256	15.104	28.270	22.588	1'38.218	244,9	15:26'52.267	7	33.604	15.304	28.503	22.854	1'40.265	244,9	15:27'02.318
8	<b>32.137</b>	15.100	28.324	<b>22.504</b>	<b>1'38.065</b>	246,0	15:28'30.332	8	32.602	15.165	28.405	22.870	1'39.042	247,7	15:28'41.360
9	32.142	15.070	28.381	22.573	1'38.166	246,6	15:30'08.498	9	32.666	15.197	28.612	22.967	1'39.442	244,9	15:30'20.802
10	32.438	15.153	28.427	22.583	1'38.601	244,9	15:31'47.099	10	32.713	15.312	28.677	23.083	1'39.795	242,7	15:32'00.597
11	35.032	15.285	28.444	22.695	1'41.456	243,8	15:33'28.555	11	32.666	15.339	28.510	23.007	1'39.522	242,7	15:33'40.119
12	32.269	15.477	28.658	22.857	1'39.261	248,8	15:35'07.816	12	32.572	15.476	28.634	23.266	1'39.948	243,8	15:35'20.067
13	32.350	15.170	28.519	22.674	1'38.713	244,3	15:36'46.529	13	32.642	15.238	28.616	22.996	1'39.492	243,8	15:36'59.559
14	32.333	15.277	28.641	22.799	1'39.050	244,9	15:38'25.579	14	32.631	15.291	28.578	23.010	1'39.510	244,3	15:38'39.069
15	32.347	15.229	28.556	22.750	1'38.882	243,2	15:40'04.461	15	32.639	15.401	28.579	22.903	1'39.522	242,7	15:40'18.591
16	34.016	15.170	28.677	22.760	1'40.623	243,2	15:41'45.084	16	32.423	15.278	28.615	<b>22.766</b>	1'39.082	246,0	15:41'57.673
17	32.690	15.498	28.713	23.100	1'40.001	237,9	15:43'25.085	17	<b>32.397</b>	15.303	28.558	22.973	1'39.231	247,7	15:43'36.904
18	32.785	15.837	29.210	23.140	1'40.972	231,8	15:45'06.057	18	32.433	15.265	<b>28.390</b>	22.809	<b>1'38.897</b>	246,0	15:45'15.801
Race Time 29'50.946								Race Time 30'00.690							

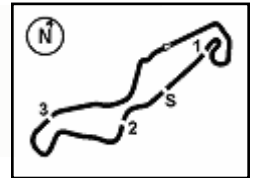
14° 20 X. CARDELUS [1'38.564]								17° 68 L. POWER [1'39.341]							
Lap	Seg1	Seg2	Seg3	Seg4	Lap Time	km/h	Local Time	Lap	Seg1	Seg2	Seg3	Seg4	Lap Time	km/h	Local Time
1		15.207	<b>28.370</b>	22.949	1'45.316	243,8	15:17'00.427	1		15.494	28.918	22.934	1'47.573	247,1	15:17'02.684
2	35.430	15.247	28.569	23.541	1'42.787	248,3	15:18'43.214	2	32.744	15.253	28.776	23.127	1'39.900	246,6	15:18'42.584
3	32.548	15.086	28.680	22.913	1'39.227	251,7	15:20'22.244	3	32.663	15.157	29.038	23.019	1'39.877	247,1	15:20'22.461
4	32.638	<b>15.046</b>	28.401	22.872	1'38.957	251,7	15:22'01.398	4	32.459	15.183	28.889	22.832	1'39.363	246,6	15:22'01.824
5	32.407	15.195	28.431	22.792	1'38.825	248,8	15:23'40.223	5	33.099	<b>15.148</b>	28.836	23.023	1'40.106	244,9	15:23'41.930
6	<b>32.301</b>	15.181	28.379	22.703	<b>1'38.564</b>	249,4	15:25'18.787	6	32.542	15.149	28.895	23.171	1'39.757	244,9	15:25'21.687
7	32.302	15.223	28.411	22.708	1'38.644	250,0	15:26'57.431	7	32.546	15.274	28.815	23.149	1'39.784	242,7	15:27'01.471
8	32.434	15.142	28.432	<b>22.577</b>	1'38.585	251,7	15:28'36.016	8	32.540	15.268	28.788	<b>22.814</b>	1'39.410	244,9	15:28'40.881
9	32.331	15.289	28.444	22.746	1'38.810	252,9	15:30'14.826	9	32.543	15.224	28.898	23.133	1'39.798	243,2	15:30'20.679
10	32.533	15.276	28.466	23.006	1'39.281	251,7	15:31'54.107	10	32.566	15.296	29.097	23.136	1'40.095	240,0	15:32'00.774
11	32.647	15.304	28.497	22.700	1'39.148	246,0	15:33'33.255	11	32.706	15.310	28.792	22.919	1'39.727	247,1	15:33'40.501
12	32.309	15.048	28.587	22.918	1'38.862	251,7	15:35'12.117	12	32.485	15.260	28.902	23.069	1'39.716	247,1	15:35'20.217
13	32.546	15.122	28.571	22.836	1'39.075	253,5	15:36'51.192	13	32.621	15.285	28.749	22.853	1'39.508	246,0	15:36'59.725
14	32.422	15.065	28.621	22.666	1'38.774	253,5	15:38'29.966	14	32.655	15.237	<b>28.698</b>	23.215	1'39.805	<b>249,4</b>	15:38'39.530
15	32.465	15.169	28.582	22.612	1'38.828	252,9	15:40'08.794	15	32.514	15.238	28.701	22.888	<b>1'39.341</b>	244,9	15:40'18.871
16	32.396	15.087	28.754	22.758	1'38.995	<b>254,7</b>	15:41'47.789	16	32.438	15.151	28.832	23.002	1'39.423	247,1	15:41'58.294
17	32.726	15.682	28.677	22.852	1'39.937	247,1	15:43'27.726	17	<b>32.434</b>	15.313	28.728	22.962	1'39.437	246,6	15:43'37.731
18	32.606	15.232	28.784	22.965	1'39.587	248,8	15:45'07.313	18	32.449	15.229	28.766	23.130	1'39.574	244,9	15:45'17.305
Race Time 29'52.202								Race Time 30'02.194							

15° 69 T. BOOTH-AMOS [1'37.789]								18° 50 O. VOSTATEK [1'39.064]							
Lap	Seg1	Seg2	Seg3	Seg4	Lap Time	km/h	Local Time	Lap	Seg1	Seg2	Seg3	Seg4	Lap Time	km/h	Local Time
1		15.242	28.076	23.035	1'44.026	252,9	15:16'59.137	1		15.712	28.937	23.127	1'48.141	250,0	15:17'03.252
2	32.593	15.093	28.094	22.758	1'38.538	250,0	15:18'37.675	2	33.257	15.179	28.607	23.317	1'40.360	248,8	15:18'43.612
3	32.582	15.064	<b>28.063</b>	22.760	1'38.469	252,9	15:20'16.144	3	32.717	15.405	28.651	23.011	1'39.784	251,7	15:20'23.396
4	32.292	14.993	28.105	22.717	1'38.107	254,7	15:21'54.251	4	32.565	15.091	<b>28.544</b>	22.864	<b>1'39.064</b>	<b>252,3</b>	15:22'02.460
5	32.070	14.952	28.477	23.141	1'38.640	253,5	15:23'32.891	5	32.990	15.286	28.640	22.853	1'39.769	249,4	15:23'42.229
6	32.231	<b>14.938</b>	28.243	22.879	1'38.291	<b>255,3</b>	15:25'11.182	6	32.816	15.132	28.654	23.217	1'39.819	249,4	15:25'22.048
7	32.161	15.032	28.078	22.683	1'37.954	250,0	15:26'49.136	7	33.170	15.204	28.668	22.821	1'39.863	244,9	15:27'01.911
8	32.202	14.966	28.274	<b>22.372</b>	1'37.814	251,7	15:28'26.950	8	32.600	15.048	28.811	22.908	1'39.367	248,3	15:28'41.278
9	32.126	15.063	28.180	22.592	1'37.961	254,1	15:30'04.911	9	32.988	15.246	28.802	23.016	1'40.052	249,4	15:30'21.330
10	32.344	15.029	28.094	22.713	1'38.180	248,3	15:31'43.091	10	32.773	15.124	28.766	23.007	1'39.670	246,6	15:32'01.000
11	<b>31.999</b>	15.073	28.136	22.581	<b>1'37.789</b>	250,0	15:33'20.880	11	32.756	15.210	28.865	22.823	1'39.654	250,0	15:33'40.654
12	32.211	15.112	28.103	22.561	1'37.987	247,1	15:34'58.867	12	32.751	15.114	28.878	23.014	1'39.757	248,3	15:35'20.411
13	32.562	15.036	28.074	22.543	1'38.215	249,4	15:36'37.082	13	32.758	15.194	28.796	22.872	1'39.620	250,6	15:37'00.031
14	32.010	15.047	49.040	23.932	2'00.029	249,4	15:38'37.111	14	32.765	15.102	28.884	22.980	1'39.731	250,0	15:38'39.762
15	32.815	15.526	28.980	23.156	1'40.477	241,6	15:40'17.588	15	32.602	15.166	28.915	<b>22.763</b>	1'39.446	248,3	15:40'19.208
16	32.582	15.457	28.753	22.961	1'39.753	241,6	15:41'57.341	16	32.580	<b>15.015</b>	28.931	22.938	1'39.464	249,4	15:41'58.672
17	32.343	15.384	28.436	22.949	1'39.112	241,6	15:43'36.453	17	32.542	15.228	28.714	22.909	1'39.393	248,8	15:43'38.065
18	32.314	15.409	28.543	23.019	1'39.285	242,2	15:45'15.738	18	<b>32.539</b>	15.104	28.755	22.894	1'39.292	248,8	15:45'17.357
Race Time 30'00.627								Race Time 30'02.246							

13/04/2025 P = Pits In/Out - C = Lap Time Cancelled

These data/results cannot be reproduced, stored and/or transmitted in whole or in part by any manner of electronic, mechanical, photocopying, recording, broadcasting or otherwise now known or herein after developed without the previous express consent by the copyright owner, except for reproduction in daily press and regular printed publications on sale to the public within 60 days of the event related to those data/results and always provided that copyright symbol appears together as follows below.

© DORNA WSBK ORGANIZATION Srl 2025



**Pirelli Dutch Round, 11-13 April 2025**  
**Chronological Analysis Race 2**

Start at 15:15:11.11

4 / 5

19° 5 N. ANTONELLI [1'39.287]								22° 66 N. TUULI [1'39.161]							
Lap	Seg1	Seg2	Seg3	Seg4	Lap Time	km/h	Local Time	Lap	Seg1	Seg2	Seg3	Seg4	Lap Time	km/h	Local Time
1		15.716	29.087	23.709	1'47.843	250,0	15:17'02.954	1		15.774	28.850	23.303	1'48.066	243,8	15:17'03.177
2	33.165	15.556	28.733	23.482	1'40.936	247,1	15:18'43.890	2	33.282	15.868	28.553	23.166	1'40.869	238,4	15:18'44.046
3	32.978	15.593	28.680	23.131	1'40.382	249,4	15:20'24.272	3	32.794	15.495	28.570	23.093	1'39.952	247,1	15:20'23.998
4	33.238	15.292	28.564	23.064	1'40.158	<b>251,2</b>	15:22'04.430	4	32.508	15.275	28.584	23.022	1'39.389	246,6	15:22'03.387
5	32.770	15.287	28.415	23.174	1'39.646	247,7	15:23'44.076	5	<b>32.456</b>	<b>15.221</b>	28.491	<b>22.993</b>	<b>1'39.161</b>	<b>247,7</b>	15:23'42.548
6	32.614	15.287	<b>28.287</b>	23.157	1'39.345	245,5	15:25'23.421	6	32.837	15.225	<b>28.442</b>	23.211	1'39.715	247,1	15:25'22.263
7	32.572	15.590	28.557	23.214	1'39.933	244,3	15:27'03.354	7	33.390	15.555	28.622	23.310	1'40.877	241,6	15:27'03.140
8	32.750	15.370	28.566	23.271	1'39.947	248,3	15:28'43.301	8	32.685	15.361	28.719	23.342	1'40.107	242,2	15:28'43.247
9	32.494	15.452	28.444	23.161	1'39.551	242,7	15:30'22.852	9	32.838	15.362	28.604	23.082	1'39.886	241,1	15:30'23.133
10	32.632	15.640	28.393	22.992	1'39.657	242,2	15:32'02.509	10	32.767	15.417	28.641	23.104	1'39.929	240,5	15:32'03.062
11	32.496	15.362	28.362	23.067	<b>1'39.287</b>	244,9	15:33'41.796	11	32.664	15.415	28.863	23.639	1'40.581	241,1	15:33'43.643
12	32.602	15.421	28.485	23.059	1'39.567	243,2	15:35'21.363	12	32.971	15.429	28.819	23.185	1'40.404	241,1	15:35'24.047
13	32.719	15.327	28.676	<b>22.934</b>	1'39.656	243,8	15:37'01.019	13	32.872	15.456	28.857	23.189	1'40.374	238,9	15:37'04.421
14	32.478	15.286	28.635	23.014	1'39.413	246,6	15:38'40.432	14	32.949	15.498	28.963	23.287	1'40.697	238,9	15:38'45.118
15	<b>32.404</b>	15.293	29.187	23.018	1'39.902	247,7	15:40'20.334	15	32.715	15.543	28.914	23.232	1'40.404	237,4	15:40'25.522
16	32.494	<b>15.269</b>	28.566	23.270	1'39.599	246,6	15:41'59.933	16	32.808	15.551	28.865	23.220	1'40.444	238,9	15:42'05.966
17	32.506	15.506	29.193	23.599	1'40.804	244,9	15:43'40.737	17	32.735	15.551	28.833	23.330	1'40.449	237,9	15:43'46.415
18	32.696	15.624	29.228	23.717	1'41.265	243,2	15:45'22.002	18	32.635	15.389	28.623	23.090	1'39.737	243,2	15:45'26.152
Race Time 30'06.891								Race Time 30'11.041							

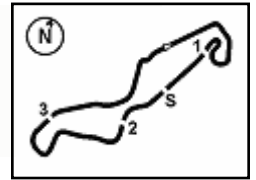
20° 45 L. DE VLEESCHAUWER [1'39.391]								23° 22 A. CARRASCO [1'40.202]							
Lap	Seg1	Seg2	Seg3	Seg4	Lap Time	km/h	Local Time	Lap	Seg1	Seg2	Seg3	Seg4	Lap Time	km/h	Local Time
1		15.916	28.890	23.656	1'48.942	<b>252,3</b>	15:17'04.053	1		15.805	29.194	23.695	1'49.553	<b>252,3</b>	15:17'04.664
2	33.456	15.429	28.754	23.179	1'40.818	247,7	15:18'44.871	2	33.147	15.581	28.827	23.537	1'41.092	247,1	15:18'45.756
3	32.700	15.377	28.712	23.003	1'39.792	246,0	15:20'24.663	3	32.946	15.544	28.821	23.437	1'40.748	244,9	15:20'26.504
4	32.599	15.213	28.667	<b>22.912</b>	<b>1'39.391</b>	247,7	15:22'04.054	4	<b>32.877</b>	<b>15.435</b>	<b>28.683</b>	<b>23.207</b>	<b>1'40.202</b>	246,6	15:22'06.706
5	<b>32.513</b>	<b>15.195</b>	28.634	23.580	1'39.922	247,1	15:23'43.976	5	33.165	15.478	28.853	23.361	1'40.857	243,2	15:23'47.563
6	32.991	15.311	28.743	23.082	1'40.127	247,7	15:25'24.103	6	33.201	15.606	28.799	23.481	1'41.087	242,2	15:25'28.650
7	32.656	15.415	28.706	22.945	1'39.722	244,9	15:27'03.825	7	32.933	15.580	28.922	23.480	1'40.915	241,6	15:27'09.565
8	32.770	15.401	<b>28.613</b>	22.983	1'39.767	247,1	15:28'43.592	8	33.148	15.549	28.986	23.480	1'41.163	242,7	15:28'50.728
9	32.837	15.349	28.763	22.930	1'39.879	242,7	15:30'23.471	9	33.195	15.690	28.924	23.402	1'41.211	242,2	15:30'31.939
10	33.394	15.349	28.815	22.985	1'40.543	243,8	15:32'04.014	10	33.291	15.601	29.153	23.567	1'41.612	241,1	15:32'13.551
11	32.548	15.281	28.653	23.158	1'39.640	244,3	15:33'43.654	11	33.158	15.565	29.156	23.740	1'41.619	240,5	15:33'55.170
12	32.701	15.329	28.792	22.977	1'39.799	241,1	15:35'23.453	12	33.251	15.761	29.340	23.751	1'42.103	239,5	15:35'37.273
13	32.693	15.348	28.710	22.953	1'39.704	241,6	15:37'03.157	13	33.325	15.799	29.328	23.658	1'42.110	238,4	15:37'19.383
14	32.573	15.346	28.847	22.920	1'39.686	243,2	15:38'42.843	14	33.198	15.692	29.288	23.748	1'41.926	240,5	15:39'01.309
15	32.641	15.498	28.895	23.005	1'40.039	241,6	15:40'22.882	15	33.228	15.725	29.243	23.716	1'41.912	240,0	15:40'43.221
16	32.682	15.363	28.860	23.046	1'39.951	242,7	15:42'02.833	16	33.340	15.753	29.368	23.680	1'42.141	240,5	15:42'25.362
17	32.587	15.460	28.723	23.070	1'39.840	241,6	15:43'42.673	17	33.184	15.730	29.205	23.762	1'41.881	241,1	15:44'07.243
18	32.604	15.254	28.707	22.927	1'39.492	243,2	15:45'22.165	18	33.330	15.823	29.298	23.733	1'42.184	240,0	15:45'49.427
Race Time 30'07.054								Race Time 30'34.316							

21° 77 F. FARIOLI [1'38.556]								RET 27 K. TOBA [1'38.625]							
Lap	Seg1	Seg2	Seg3	Seg4	Lap Time	km/h	Local Time	Lap	Seg1	Seg2	Seg3	Seg4	Lap Time	km/h	Local Time
1		15.542	28.323	22.709	1'45.715	249,4	15:17'00.826	1		15.378	28.645	22.953	1'46.850	246,0	15:17'01.961
2	32.457	15.111	<b>28.241</b>	23.489	1'39.298	<b>250,0</b>	15:18'40.124	2	32.817	15.463	<b>28.290</b>	23.260	1'39.830	243,2	15:18'41.791
3	32.290	15.164	28.430	<b>22.672</b>	<b>1'38.556</b>	248,8	15:20'18.680	3	32.870	15.222	28.391	22.956	1'39.439	246,6	15:20'21.230
4	33.283	15.087	28.396	22.854	1'39.620	249,4	15:21'58.300	4	32.473	15.277	28.412	22.908	1'39.070	<b>248,8</b>	15:22'00.300
5	32.346	15.162	28.428	22.736	1'38.672	247,1	15:23'36.972	5	32.474	15.322	28.457	22.938	1'39.191	244,3	15:23'39.491
6	32.405	15.175	28.293	22.810	1'38.683	248,3	15:25'15.655	6	32.336	15.306	28.370	22.831	1'38.843	244,9	15:25'18.334
7	32.236	15.206	28.567	22.862	1'38.871	246,6	15:26'54.526	7	32.364	15.308	28.401	22.798	1'38.871	243,8	15:26'57.205
8	32.253	15.269	28.449	22.766	1'38.737	247,1	15:28'33.263	8	<b>32.295</b>	15.266	28.360	<b>22.744</b>	1'38.665	245,5	15:28'35.870
9	<b>32.074</b>	15.168	28.435	22.916	1'38.593	247,7	15:30'11.856	9	32.296	15.169	28.387	22.773	<b>1'38.625</b>	246,0	15:30'14.495
10	50.658	16.733	29.250	23.249	1'59.890	237,4	15:32'11.746	10	32.709	15.176	28.544	23.270	1'39.699	244,9	15:31'54.194
11	32.357	15.321	28.470	22.940	1'39.088	245,5	15:33'50.834	11	32.639	15.379	28.436	22.916	1'39.370	243,8	15:33'33.564
12	32.665	15.482	28.603	22.932	1'39.682	245,5	15:35'30.516	12	32.357	15.201	28.401	22.902	1'38.861	244,3	15:35'12.425
13	32.396	15.252	28.585	22.842	1'39.075	244,9	15:37'09.591	13	32.526	15.247	28.403	22.925	1'39.101	247,1	15:36'51.526
14	32.256	15.231	28.479	22.805	1'38.771	247,7	15:38'48.362	14	32.373	15.141	28.420	22.864	1'38.798	247,7	15:38'30.324
15	32.549	15.236	28.695	22.910	1'39.390	246,0	15:40'27.752	15	32.329	15.189	28.477	22.796	1'38.791	<b>248,8</b>	15:40'09.115
16	32.439	15.190	28.608	22.923	1'39.160	247,7	15:42'06.912	16	32.358	<b>15.101</b>	28.523	22.949	1'38.931	<b>248,8</b>	15:41'48.046
17	32.436	<b>15.074</b>	28.768	23.055	1'39.333	<b>250,0</b>	15:43'46.245	Race Time 26'32.935							
18	32.534	15.326	28.797	22.907	1'39.564	247,1	15:45'25.809	Race Time 26'32.935							
Race Time 30'10.698								Race Time 30'10.698							

RET 7 L. VENEMAN [1'40.231]							
Lap	Seg1	Seg2	Seg3	Seg4	Lap Time	km/h	Local Time
1							
2							
3							
4							
5							
6							
7							
8							
9							
10							
11							
12							
13							
14							
15							
16							
17							
18							

13/04/2025 P = Pits In/Out - C = Lap Time Cancelled

These data/results cannot be reproduced, stored and/or transmitted in whole or in part by any manner of electronic, mechanical, photocopying, recording, broadcasting or



**Pirelli Dutch Round, 11-13 April 2025**  
**Chronological Analysis Race 2**

Start at 15:15:15.111

1		15.919	29.132	23.525	1'49.202	<b>254,7</b>	15:17'04.313
2	33.103	15.765	28.900	23.394	1'41.162	245,5	15:18'45.475
3	32.891	15.565	28.959	23.220	1'40.635	245,5	15:20'26.110
4	<b>32.745</b>	<b>15.386</b>	<b>28.851</b>	23.249	<b>1'40.231</b>	246,6	15:22'06.341
5	32.956	15.498	28.962	<b>23.218</b>	1'40.634	242,2	15:23'46.975
6	33.138	15.609	29.062	23.340	1'41.149	241,6	15:25'28.124
7	32.935	15.527	29.041	23.225	1'40.728	241,6	15:27'08.852
8	33.231	15.585	29.164	23.571	1'41.551	241,6	15:28'50.403
9	33.074	15.556	29.220	23.408	1'41.258	241,1	15:30'31.661
10	33.315	15.625	29.255	23.540	1'41.735	240,0	15:32'13.396
11	33.136	15.559	29.238	33.411	1'51.344P	241,6	15:34'04.740

Race Time 18'49.629

**RET 25 M. VAN DER VOORT [1'39.107]**

Lap	Seg.1	Seg.2	Seg.3	Seg.4	Lap Time	km/h	Local Time
1		15.734	28.922	23.271	1'48.373	<b>246,6</b>	15:17'03.484
2	33.168	15.398	28.574	23.107	1'40.247	244,3	15:18'43.731
3	32.750	15.341	28.719	22.949	1'39.759	<b>246,6</b>	15:20'23.490
4	<b>32.699</b>	<b>15.123</b>	<b>28.481</b>	<b>22.804</b>	<b>1'39.107</b>	<b>246,6</b>	15:22'02.597
5	33.011	15.255	28.594	22.870	1'39.730	242,7	15:23'42.327
6	32.852	15.205	28.579	23.211	1'39.847	246,0	15:25'22.174
7	33.429	15.691	28.659	23.259	1'41.038	238,4	15:27'03.212
8	33.184	15.267	28.662	23.064	1'40.177	244,3	15:28'43.389
9	32.858	15.363	28.612	23.002	1'39.835	244,3	15:30'23.224

Race Time 15'08.113

**RET 32 D. BAYLISS [1'39.401]**

Lap	Seg.1	Seg.2	Seg.3	Seg.4	Lap Time	km/h	Local Time
1		15.408	28.642	23.324	1'45.623	<b>252,3</b>	15:17'00.734
2	33.391	15.561	<b>28.451</b>	23.095	1'40.498	248,3	15:18'41.232
3	<b>32.511</b>	15.289	28.730	<b>22.871</b>	<b>1'39.401</b>	248,3	15:20'20.633
4	32.975	15.346	28.777	22.971	1'40.069	247,1	15:22'00.702
5	32.585	15.287	28.631	23.192	1'39.695	246,6	15:23'40.397
6	32.595	<b>15.253</b>	28.622	23.052	1'39.522	247,1	15:25'19.919
7	32.820	15.490	28.866	22.933	1'40.109	243,2	15:27'00.028
8	32.697	15.373	28.835	22.978	1'39.883	244,3	15:28'39.911

Race Time 13'24.800

**RET 24 L. TACCINI [1'38.180]**

Lap	Seg.1	Seg.2	Seg.3	Seg.4	Lap Time	km/h	Local Time
1		15.097	28.345	23.136	1'44.033	255,9	15:16'59.144
2	32.310	15.055	28.332	22.891	1'38.588	253,5	15:18'37.732
3	32.617	15.049	28.271	<b>22.650</b>	1'38.587	253,5	15:20'16.319
4	32.303	<b>14.914</b>	28.256	22.707	<b>1'38.180</b>	<b>257,1</b>	15:21'54.499
5	32.382	15.037	28.307	22.916	1'38.642	256,5	15:23'33.141
6	32.315	14.974	28.268	22.784	1'38.341	253,5	15:25'11.482
7	<b>32.230</b>	15.040	<b>28.222</b>	22.710	1'38.202	255,9	15:26'49.684

Race Time 11'34.573

**RET 94 L. MAHIAS [1'38.009]**

Lap	Seg.1	Seg.2	Seg.3	Seg.4	Lap Time	km/h	Local Time
1		15.367	28.286	22.771	1'44.304	243,8	15:16'59.415
2	33.187	15.009	28.332	<b>22.497</b>	1'39.025	243,8	15:18'38.440
3	32.568	15.366	28.209	22.528	1'38.671	242,2	15:20'17.111
4	<b>32.173</b>	<b>14.988</b>	<b>28.106</b>	22.742	<b>1'38.009</b>	<b>249,4</b>	15:21'55.120
5	32.665	15.047	28.224	22.660	1'38.596	246,6	15:23'33.716
6	1'16.956	17.885	30.932	34.803	2'40.576P	219,1	15:26'14.292

Race Time 10'59.181

**RET 28 G. VAN STRAALEN [1'39.261]**

Lap	Seg.1	Seg.2	Seg.3	Seg.4	Lap Time	km/h	Local Time
1		15.776	28.995	23.265	1'47.082	246,0	15:17'02.193
2	33.142	15.556	<b>28.673</b>	23.015	1'40.386	245,5	15:18'42.579
3	33.036	15.199	28.924	23.012	1'40.171	247,1	15:20'22.750
4	<b>32.694</b>	<b>15.130</b>	28.716	<b>22.721</b>	<b>1'39.261</b>	<b>247,7</b>	15:22'02.011

Race Time 6'46.900

13/04/2025 P = Pits In/Out - C = Lap Time Cancelled

These data/results cannot be reproduced, stored and/or transmitted in whole or in part by any manner of electronic, mechanical, photocopying, recording, broadcasting or otherwise now known or herein after developed without the previous express consent by the copyright owner, except for reproduction in daily press and regular printed publications on sale to the public within 60 days of the event related to those data/results and always provided that copyright symbol appears together as follows below.

© DORNA WSBK ORGANIZATION Srl 2025