

Pirelli Dutch Round, 11–13 April 2025
Biographical Entry List

No.	Rider (Abbreviation)	Age	Date of Birth	Place of Birth	Nat	Bike Team	Wins 2025	Podiums 2025	Pole 2025	Races 2025	Tyres	Class	
1	3 DE ROSA Raffaele (DeR)	38	25/03/1987	Napoli	ITA	QJMOTOR SRK 800 RR QJMOTOR Factory Racing	1	19		162	Pirelli	*	
2	4 ARBEL Loic (Arb)	27	23/05/1997	Besancon	FRA	MV Agusta F3 800 RR Team Flembbo-Pilote Moto Production				7	Pirelli		
3	5 ANTONELLI Niccolo (Ant)	29	23/02/1996	Cattolica	ITA	Yamaha YZF R9 VFT Racing				26	Pirelli		
4	6 PEROLARI Corentin (Per)	26	13/04/1998	Bagnols-sur-Cèze	FRA	Honda CBR600RR Honda Racing World Supersport		1	1	37	Pirelli	*	
5	7 VENEMAN Loris (Ven)	18	10/09/2006	Dalfsen	NED	Ducati Panigale V2 EAB Racing Team				4	Pirelli		
6	11 BENDSNEYDER Bo (Ben)	26	04/03/1999	Rotterdam	NED	MV Agusta F3 800 RR MV Agusta Reparto Corse	1	4	1	8	Pirelli		
7	20 CARDELUS Xavi (CaX)	26	15/05/1998	Andorra	AND	Ducati Panigale V2 Orelac Racing Verdatura				8	Pirelli		
8	21 RINALDI Michael (Rin)	29	21/12/1995	Rimini	ITA	Yamaha YZF R9 GMT94-YAMAHA				4	Pirelli		
9	22 CARRASCO Ana (CaA)	28	10/03/1997	Cehegin	ESP	Honda CBR600RR Honda Racing World Supersport				2	Pirelli	*	
10	23 SCHROETTER Marcel (Sch)	32	02/01/1993	Landsberg Am Lech	GER	Ducati Panigale V2 WRP Racing		12		54	Pirelli		
11	24 TACCINI Leonardo (Tac)	22	18/09/2002	Rome	ITA	Ducati Panigale V2 Ecosantagata Althea Racing Team				50	Pirelli		
12*	25 VAN DER VOORT Melvin (vDe)	19	20/07/2005	Holland	NED	Ducati Panigale V2 Track and Trades Wixx Racing				5	Pirelli		
13	27 TOBA Kaito (Tob)	25	07/04/2000	Fukuova	JPN	Honda CBR600RR PETRONAS MIE Honda Racing Team				28	Pirelli		
14	28 VAN STRAALEN Glenn (van)	24	30/09/2000	Hoogkarspel	NED	Ducati Panigale V2 D34G WorldSSP Racing Team	1	5		103	Pirelli		
15	31 OKAMOTO Yuki (Oka)	25	23/07/1999	Japan	JPN	Yamaha YZF R9 Pata Yamaha Ten Kate Racing				2	Pirelli		
16	32 BAYLISS Oliver (Bay)	21	20/09/2003	Monaco	AUS	Triumph Street Triple RS 765 PTR Triumph Factory Racing				63	Pirelli		
17	33 MONTERO Eduardo (Mon)	22	23/12/2002	Alcobendas	ESP	Ducati Panigale V2 D34G WorldSSP Racing Team				2	Pirelli	*	
18	43 JESPERSEN Simon (Jes)	23	23/07/2001	Copenhagen	DEN	Ducati Panigale V2 Ecosantagata Althea Racing Team				28	Pirelli		
19**	45 DE VLEESCHAUWER Luca (deV)	22	25/07/2002	Erembodegem	BEL	Ducati Panigale V2 Track and Trades Wixx Racing				2	Pirelli		
20	50 VOSTATEK Ondrej (Vos)	20	26/08/2004	Praha 4	CZE	Ducati Panigale V2 WRP Racing				68	Pirelli		
21	51 MASIA Jaume (Mas)	24	08/10/2000	Algemesi - Valencia	ESP	Ducati Panigale V2 Orelac Racing Verdatura				4	Pirelli		
22	52 ALCOBA Jeremy (Alc)	23	15/11/2001	Tortosa	ESP	Kawasaki ZX-6R 636 Kawasaki WorldSSP Team				4	Pirelli		
23	53 DEBISE Valentin (Deb)	33	12/02/1992	Albi	FRA	Ducati Panigale V2 Renzi Corse		9		74	Pirelli		
24	57 MAHENDRA Aldi (Mah)	18	27/06/2006	Yogyakarta	INA	Yamaha YZF R9 Yamaha BLU CRU Evan Bros Team				4	Pirelli		
25	61 ONCU Can (OnC)	21	26/07/2003	Alanya	TUR	Yamaha YZF R9 Yamaha BLU CRU Evan Bros Team	2	15	1	102	Pirelli		
26	62 MANZI Stefano (Man)	26	29/03/1999	Rimini	ITA	Yamaha YZF R9 Pata Yamaha Ten Kate Racing	11	45	2	77	Pirelli		
27	63 AZMAN Syarifuddin (AzM)	23	24/11/2001	Puchong	MAS	Honda CBR600RR PETRONAS MIE Honda Racing Team				4	Pirelli		
28	64 CARICASULO Federico (Car)	29	06/04/1996	Ravenna	ITA	MV Agusta F3 800 RR Motozoo ME air Racing	7	35	12	143	Pirelli		
29	65 OETTL Philipp (Oet)	28	03/05/1996	Bad Reichenhall	GER	Ducati Panigale V2 Feel Racing WorldSSP Team			11	1	40	Pirelli	
30	66 TUULI Niki (Tuu)	29	26/10/1995	Imatra	FIN	QJMOTOR SRK 800 RR QJMOTOR Factory Racing	3	12	2	107	Pirelli	*	
31	68 POWER Luke (Pow)	20	30/11/2004	Ferntree Gully	AUS	MV Agusta F3 800 RR Motozoo ME air Racing				42	Pirelli		
32	69 BOOTH-AMOS Tom (Boo)	29	12/03/1996	Stafford	GBR	Triumph Street Triple RS 765 PTR Triumph Factory Racing	1	4		65	Pirelli		
33	77 FARIOLI Filippo (Far)	20	04/04/2005	Bergamo	ITA	MV Agusta F3 800 RR MV Agusta Reparto Corse				2	Pirelli		
34	94 MAHIAS Lucas (MaL)	35	14/04/1989	Mont de Marsan	FRA	Yamaha YZF R9 GMT94-YAMAHA	9	30	8	100	Pirelli		

11/04/2025

* = Wild Card

** = One Event

Pirelli Dutch Round, 11-13 April 2025
Results Free Practice

TT Circuit Assen 4.542 m

1 / 3

No.	Rider	Nat	Team	Bike	Class	Time	Gap	Rel.	Laps	Speed	
										Avg	Max
1	11 B. BENDSNEYDER	NED	MV Agusta Reparto Corse	MV Agusta F3 800 RR		1'36.744			15	169,015	251,7
2	61 C. ONCU	TUR	Yamaha BLU CRU Evan Bros Team	Yamaha YZF R9		1'37.325	0.581	0.581	17	168,006	248,3
3	53 V. DEBISE	FRA	Renzi Corse	Ducati Panigale V2		1'37.430	0.686	0.105	16	167,825	247,7
4	51 J. MASIA	ESP	Orelac Racing Verdnature	Ducati Panigale V2		1'37.504	0.760	0.074	16	167,698	254,7
5	23 M. SCHROETTER	GER	WRP Racing	Ducati Panigale V2		1'37.516	0.772	0.012	16	167,677	249,4
6	20 X. CARDELUS	AND	Orelac Racing Verdnature	Ducati Panigale V2		1'37.693	0.949	0.177	14	167,373	249,4
7	69 T. BOOTH-AMOS	GBR	PTR Triumph Factory Racing	Triumph Street Triple RS 765		1'37.704	0.960	0.011	15	167,354	251,7
8	62 S. MANZI	ITA	Pata Yamaha Ten Kate Racing	Yamaha YZF R9		1'37.817	1.073	0.113	19	167,161	248,8
9	52 J. ALCOBA	ESP	Kawasaki WorldSSP Team	Kawasaki ZX-6R 636		1'37.866	1.122	0.049	18	167,077	251,2
10	94 L. MAHIAS	FRA	GMT94-YAMAHA	Yamaha YZF R9		1'38.066	1.322	0.200	16	166,737	243,8
11	6 C. PEROLARI	FRA	Honda Racing World Supersport	Honda CBR600RR	*	1'38.176	1.432	0.110	15	166,550	246,6
12	64 F. CARICASULO	ITA	Motozoo ME air Racing	MV Agusta F3 800 RR		1'38.305	1.561	0.129	15	166,331	246,6
13	24 L. TACCINI	ITA	Ecosantagata Althea Racing Team	Ducati Panigale V2		1'38.465	1.721	0.160	19	166,061	253,5
14	50 O. VOSTATEK	CZE	WRP Racing	Ducati Panigale V2		1'38.518	1.774	0.053	16	165,972	249,4
15	3 R. DE ROSA	ITA	QJMOTOR Factory Racing	QJMOTOR SRK 800 RR	*	1'38.574	1.830	0.056	18	165,877	243,2
16	57 A. MAHENDRA	INA	Yamaha BLU CRU Evan Bros Team	Yamaha YZF R9		1'38.641	1.897	0.067	17	165,765	247,1
17	32 O. BAYLISS	AUS	PTR Triumph Factory Racing	Triumph Street Triple RS 765		1'38.662	1.918	0.021	18	165,729	251,7
18	77 F. FARIOLI	ITA	MV Agusta Reparto Corse	MV Agusta F3 800 RR		1'38.697	1.953	0.035	18	165,671	252,3
19	65 P. OETTL	GER	Feel Racing WorldSSP Team	Ducati Panigale V2		1'38.702	1.958	0.005	17	165,662	248,3
20	5 N. ANTONELLI	ITA	VFT Racing	Yamaha YZF R9		1'38.864	2.120	0.162	17	165,391	246,0
21	28 G. VAN STRAALLEN	NED	D34G WorldSSP Racing Team	Ducati Panigale V2		1'38.974	2.230	0.110	18	165,207	243,8
22	66 N. TUULI	FIN	QJMOTOR Factory Racing	QJMOTOR SRK 800 RR	*	1'39.150	2.406	0.176	19	164,914	248,3
23	43 S. JESPERSEN	DEN	Ecosantagata Althea Racing Team	Ducati Panigale V2		1'39.197	2.453	0.047	16	164,836	253,5
24	27 K. TOBA	JPN	PETRONAS MIE Honda Racing Team	Honda CBR600RR		1'39.204	2.460	0.007	16	164,824	251,7
25	21 M. RINALDI	ITA	GMT94-YAMAHA	Yamaha YZF R9		1'39.211	2.467	0.007	17	164,812	244,3
26	25 M. VAN DER VOORT	NED	Track and Trades Wixx Racing	Ducati Panigale V2		1'39.284	2.540	0.073	16	164,691	241,1
27	45 L. DE VLEESCHAUWER	BEL	Track and Trades Wixx Racing	Ducati Panigale V2		1'39.409	2.665	0.125	15	164,484	247,7
28	7 L. VENEMAN	NED	EAB Racing Team	Ducati Panigale V2		1'39.641	2.897	0.232	18	164,101	248,3
29	31 Y. OKAMOTO	JPN	Pata Yamaha Ten Kate Racing	Yamaha YZF R9		1'39.743	2.999	0.102	19	163,933	250,6
30	68 L. POWER	AUS	Motozoo ME air Racing	MV Agusta F3 800 RR		1'40.113	3.369	0.370	9	163,327	246,0
31	33 E. MONTERO	ESP	D34G WorldSSP Racing Team	Ducati Panigale V2	*	1'40.610	3.866	0.497	20	162,521	248,3
32	4 L. ARBEL	FRA	Team Flembbo-Pilote Moto Production	MV Agusta F3 800 RR		1'40.677	3.933	0.067	20	162,412	241,6
33	63 S. AZMAN	MAS	PETRONAS MIE Honda Racing Team	Honda CBR600RR		1'41.543	4.799	0.866	12	161,027	244,9
----- Out 105% in this Session -----											
34	22 A. CARRASCO	ESP	Honda Racing World Supersport	Honda CBR600RR	*	1'41.712	4.968	0.169	18	160,760	247,1

Qualifying Lap Time (105% of 1'36.744): 1'41.582

* WorldSSP Challenge

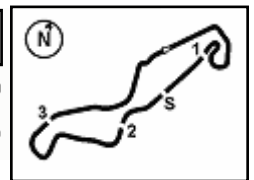
AIR	Humidity:	68%	Temp:	14°C
TRACK	Condition:	Dry	Temp:	19°C

Records	Pole	[SP]	2023 N.Bulega	1'36.900	168,740	Km/h
	Race	[RC2]	2023 N.Bulega	1'37.607	167,520	Km/h
	All Times	[SP]	2023 N.Bulega	1'36.900	168,740	Km/h

Start 11:20 End 12:04 The results are provisional until the end of the time limit for protests and appeals and the completion of the technical checks.

11/04/2025
These data/results cannot be reproduced, stored and/or transmitted in whole or in part by any manner of electronic, mechanical, photocopying, recording, broadcasting or otherwise now known or herein after developed without the previous express consent by the copyright owner, except for reproduction in daily press and regular printed publications on sale to the public within 60 days of the event related to those data/results and always provided that copyright symbol appears together as follows below.

© DORNA WSBK ORGANIZATION Srl 2025



Pirelli Dutch Round, 11-13 April 2025
Results Free Practice

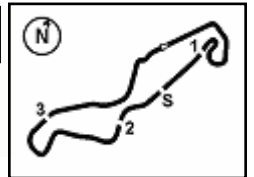
Session Highlights

Local Time	No. Rider	Description
11.20.00		Start of Session
11.20.29		WorldSSP Pit Intervention Time: 1min 16secs
11.46.08	68 L. POWER	#68 Crashed - Turn 17
11.46.38	65 P. OETTL	#65 Lap Time Cancelled [1'39.626] - Exceeded Track Limits - Turn 18
11.49.10	68 L. POWER	#68 Medical Centre
11.49.23	22 A. CARRASCO	#22 Lap Time Cancelled [9'49.516] - Yellow Flag - Turn 18
11.49.28	20 X. CARDELUS	#20 Lap Time Cancelled [1'38.305] - Yellow Flag - Turn 18
11.49.33	6 C. PEROLARI	#6 Lap Time Cancelled [1'38.912] - Yellow Flag - Turn 18
11.49.39	94 L. MAHIAS	#94 Lap Time Cancelled [1'44.688] - Yellow Flag - Turn 18
11.49.44	66 N. TUULI	#66 Lap Time Cancelled [1'39.931] - Yellow Flag - Turn 18
11.49.49	53 V. DEBISE	#53 Lap Time Cancelled [1'38.051] - Yellow Flag - Turn 18
11.49.54	61 C. ONCU	#61 Lap Time Cancelled [1'36.933] - Yellow Flag - Turn 18
11.49.59	69 T. BOOTH-AMOS	#69 Lap Time Cancelled [10'50.222] - Yellow Flag - Turn 18
11.50.04	32 O. BAYLISS	#32 Lap Time Cancelled [1'39.075] - Yellow Flag - Turn 18
11.50.09	5 N. ANTONELLI	#5 Lap Time Cancelled [1'39.299] - Yellow Flag - Turn 18
11.50.14	27 K. TOBA	#27 Lap Time Cancelled [1'39.226] - Yellow Flag - Turn 18
11.50.19	31 Y. OKAMOTO	#31 Lap Time Cancelled [1'41.932] - Yellow Flag - Turn 18
11.50.24	23 M. SCHROETTER	#23 Lap Time Cancelled [11'06.394] - Yellow Flag - Turn 18
11.50.29	45 L. DE VLEESCHAUWER	#45 Lap Time Cancelled [1'43.057] - Yellow Flag - Turn 18
11.50.34	57 A. MAHENDRA	#57 Lap Time Cancelled [1'39.208] - Yellow Flag - Turn 18
11.50.39	63 S. AZMAN	#63 Lap Time Cancelled [1'41.735] - Yellow Flag - Turn 18
11.50.44	28 G. VAN STRAALEN	#28 Lap Time Cancelled [1'39.730] - Yellow Flag - Turn 18
11.50.49	65 P. OETTL	#65 Lap Time Cancelled [1'39.518] - Yellow Flag - Turn 18
11.50.54	33 E. MONTERO	#33 Lap Time Cancelled [1'40.893] - Yellow Flag - Turn 18
11.50.59	4 L. ARBEL	#4 Lap Time Cancelled [1'41.963] - Yellow Flag - Turn 18
11.51.04	22 A. CARRASCO	#22 Lap Time Cancelled [1'42.177] - Yellow Flag - Turn 18
11.51.09	51 J. MASIA	#51 Lap Time Cancelled [10'02.379] - Yellow Flag - Turn 18
11.51.14	69 T. BOOTH-AMOS	#69 Lap Time Cancelled [1'38.160] - Exceeded Track Limits - Turn 18
11.55.33	25 M. VAN DER VOORT	#25 Racelink GPS is not working properly - It must be fixed before next session
11.55.33	45 L. DE VLEESCHAUWER	#45 Racelink GPS is not working properly - It must be fixed before next session
11.56.01	77 F. FARIOLI	#77 Lap Time Cancelled [1'39.686] - Exceeded Track Limits - Turn 18
11.56.02	45 L. DE VLEESCHAUWER	#45 Crashed - Turn 3
11.58.14	4 L. ARBEL	#4 Lap Time Cancelled [1'44.961] - Yellow Flag - Turn 3-4
11.58.19	50 O. VOSTATEK	#50 Lap Time Cancelled [1'38.592] - Yellow Flag - Turn 3-4
11.58.24	22 A. CARRASCO	#22 Lap Time Cancelled [1'41.897] - Yellow Flag - Turn 3-4
11.58.29	5 N. ANTONELLI	#5 Lap Time Cancelled [1'39.651] - Yellow Flag - Turn 3-4
11.58.34	52 J. ALCOBA	#52 Lap Time Cancelled [1'38.278] - Yellow Flag - Turn 3-4
11.58.39	43 S. JESPERSEN	#43 Lap Time Cancelled [1'49.909] - Yellow Flag - Turn 3-4
11.58.44	65 P. OETTL	#65 Lap Time Cancelled [1'40.438] - Yellow Flag - Turn 3-4
11.58.49	32 O. BAYLISS	#32 Lap Time Cancelled [1'38.920] - Yellow Flag - Turn 3-4
11.58.54	21 M. RINALDI	#21 Lap Time Cancelled [1'39.722] - Yellow Flag - Turn 3-4
11.58.59	27 K. TOBA	#27 Lap Time Cancelled [1'40.102] - Yellow Flag - Turn 3-4
11.59.04	61 C. ONCU	#61 Lap Time Cancelled [1'41.558] - Yellow Flag - Turn 3-4
12.04.03		End of Session

11/04/2025 Start 11:20 End 12:04 The results are provisional until the end of the time limit for protests and appeals and the completion of the technical checks.

These data/results cannot be reproduced, stored and/or transmitted in whole or in part by any manner of electronic, mechanical, photocopying, recording, broadcasting or otherwise now known or herein after developed without the previous express consent by the copyright owner, except for reproduction in daily press and regular printed publications on sale to the public within 60 days of the event related to those data/results and always provided that copyright symbol appears together as follows below.

© DORNA WSBK ORGANIZATION Srl 2025



Pirelli Dutch Round, 11-13 April 2025
Results Free Practice

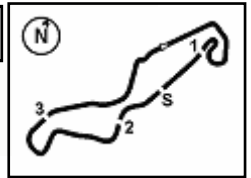
Fastest Laps Sequence

No.	Rider	Nat	Team	Bike	Local Time	Time	Gap	Avg
61	C. ONCU	TUR	Yamaha BLU CRU Evan Bros Team	Yamaha YZF R9	11:23'21.675	1'39.767		163,894
53	V. DEBISE	FRA	Renzi Corse	Ducati Panigale V2	11:23'25.947	1'39.668	-0.099	164,057
11	B. BENDSNEYDER	NED	MV Agusta Reparto Corse	MV Agusta F3 800 RR	11:24'28.810	1'38.718	-0.950	165,635
11	B. BENDSNEYDER	NED	MV Agusta Reparto Corse	MV Agusta F3 800 RR	11:26'06.908	1'38.098	-0.620	166,682
11	B. BENDSNEYDER	NED	MV Agusta Reparto Corse	MV Agusta F3 800 RR	11:29'22.915	1'37.895	-0.203	167,028
11	B. BENDSNEYDER	NED	MV Agusta Reparto Corse	MV Agusta F3 800 RR	11:41'57.145	1'37.645	-0.250	167,456
11	B. BENDSNEYDER	NED	MV Agusta Reparto Corse	MV Agusta F3 800 RR	11:43'34.384	1'37.239	-0.406	168,155
11	B. BENDSNEYDER	NED	MV Agusta Reparto Corse	MV Agusta F3 800 RR	11:54'05.320	1'36.983	-0.256	168,599
11	B. BENDSNEYDER	NED	MV Agusta Reparto Corse	MV Agusta F3 800 RR	11:59'00.365	1'36.744	-0.239	169,015

11/04/2025 Start 11:20 End 12:04 The results are provisional until the end of the time limit for protests and appeals and the completion of the technical checks.

These data/results cannot be reproduced, stored and/or transmitted in whole or in part by any manner of electronic, mechanical, photocopying, recording, broadcasting or otherwise now known or herein after developed without the previous express consent by the copyright owner, except for reproduction in daily press and regular printed publications on sale to the public within 60 days of the event related to those data/results and always provided that copyright symbol appears together as follows below.

© DORNA WSBK ORGANIZATION Srl 2025



Pirelli Dutch Round, 11-13 April 2025
Best Sectors & Speed Free Practice

BEST LAP		
1	11 B. BENDSNEYDER	MV Agusta F3 800 RR 1'36.744
2	61 C. ONCU	Yamaha YZF R9 1'37.325
3	53 V. DEBISE	Ducati Panigale V2 1'37.430
4	51 J. MASIA	Ducati Panigale V2 1'37.504
5	23 M. SCHROETTER	Ducati Panigale V2 1'37.516
6	20 X. CARDELLUS	Ducati Panigale V2 1'37.693
7	69 T. BOOTH-AMOS	Triumph Street Triple RS 765 1'37.704
8	62 S. MANZI	Yamaha YZF R9 1'37.817
9	52 J. ALCOBA	Kawasaki ZX-6R 636 1'37.866
10	94 L. MAHIAS	Yamaha YZF R9 1'38.066
11	6 C. PEROLARI	Honda CBR600RR 1'38.176
12	64 F. CARICASULO	MV Agusta F3 800 RR 1'38.305
13	24 L. TACCINI	Ducati Panigale V2 1'38.465
14	50 D. VOSTATEK	Ducati Panigale V2 1'38.518
15	3 R. DE ROSA	QJMOTOR SRK 800 RR 1'38.574
16	57 A. MAHENDRA	Yamaha YZF R9 1'38.641
17	32 O. BAYLISS	Triumph Street Triple RS 765 1'38.662
18	77 F. FARIOLI	MV Agusta F3 800 RR 1'38.697
19	65 P. OETTL	Ducati Panigale V2 1'38.702
20	5 N. ANTONELLI	Yamaha YZF R9 1'38.864
21	28 G. VAN STRAALLEN	Ducati Panigale V2 1'38.974
22	66 N. TUULI	QJMOTOR SRK 800 RR 1'39.150
23	43 S. JESPERSEN	Ducati Panigale V2 1'39.197
24	27 K. TOBA	Honda CBR600RR 1'39.204
25	21 M. RINALDI	Yamaha YZF R9 1'39.211
26	25 M. VAN DER VOORT	Ducati Panigale V2 1'39.284
27	45 L. DE VLEESCHAUWER	Ducati Panigale V2 1'39.409
28	7 L. VENEMAN	Ducati Panigale V2 1'39.641
29	31 Y. OKAMOTO	Yamaha YZF R9 1'39.743
30	68 L. POWER	MV Agusta F3 800 RR 1'40.113
31	33 E. MONTERO	Ducati Panigale V2 1'40.610
32	4 L. ARBEL	MV Agusta F3 800 RR 1'40.677
33	63 S. AZMAN	Honda CBR600RR 1'41.543
34	22 A. CARRASCO	Honda CBR600RR 1'41.712

SPEED		
1	51 J. MASIA	Ducati Panigale V2 254,7
2	24 L. TACCINI	Ducati Panigale V2 253,5
3	43 S. JESPERSEN	Ducati Panigale V2 253,5
4	77 F. FARIOLI	MV Agusta F3 800 RR 252,3
5	11 B. BENDSNEYDER	MV Agusta F3 800 RR 251,7
6	69 T. BOOTH-AMOS	Triumph Street Triple RS 765 251,7
7	32 O. BAYLISS	Triumph Street Triple RS 765 251,7
8	27 K. TOBA	Honda CBR600RR 251,7
9	52 J. ALCOBA	Kawasaki ZX-6R 636 251,2
10	31 Y. OKAMOTO	Yamaha YZF R9 250,6
11	23 M. SCHROETTER	Ducati Panigale V2 249,4
12	20 X. CARDELLUS	Ducati Panigale V2 249,4
13	50 D. VOSTATEK	Ducati Panigale V2 249,4
14	62 S. MANZI	Yamaha YZF R9 248,8
15	66 N. TUULI	QJMOTOR SRK 800 RR 248,3
16	7 L. VENEMAN	Ducati Panigale V2 248,3
17	33 E. MONTERO	Ducati Panigale V2 248,3
18	61 C. ONCU	Yamaha YZF R9 248,3
19	65 P. OETTL	Ducati Panigale V2 248,3
20	53 V. DEBISE	Ducati Panigale V2 247,7
21	45 L. DE VLEESCHAUWER	Ducati Panigale V2 247,7
22	22 A. CARRASCO	Honda CBR600RR 247,1
23	57 A. MAHENDRA	Yamaha YZF R9 247,1
24	6 C. PEROLARI	Honda CBR600RR 246,6
25	64 F. CARICASULO	MV Agusta F3 800 RR 246,6
26	68 L. POWER	MV Agusta F3 800 RR 246,0
27	5 N. ANTONELLI	Yamaha YZF R9 246,0
28	63 S. AZMAN	Honda CBR600RR 244,9
29	21 M. RINALDI	Yamaha YZF R9 244,3
30	28 G. VAN STRAALLEN	Ducati Panigale V2 243,8
31	94 L. MAHIAS	Yamaha YZF R9 243,8
32	3 R. DE ROSA	QJMOTOR SRK 800 RR 243,2
33	4 L. ARBEL	MV Agusta F3 800 RR 241,6
34	25 M. VAN DER VOORT	Ducati Panigale V2 241,1

SEG. 1			SEG. 2			SEG. 3			SEG. 4		
1	11 B. BENDSNEYDER	31.688	1	11 B. BENDSNEYDER	14.915	1	61 C. ONCU	27.719	1	11 B. BENDSNEYDER	22.238
2	61 C. ONCU	31.746	2	51 J. MASIA	14.939	2	11 B. BENDSNEYDER	27.856	2	51 J. MASIA	22.359
3	53 V. DEBISE	31.827	3	62 S. MANZI	14.974	3	53 V. DEBISE	27.975	3	61 C. ONCU	22.364
4	52 J. ALCOBA	31.902	4	23 M. SCHROETTER	15.007	4	6 C. PEROLARI	28.011	4	62 S. MANZI	22.385
5	23 M. SCHROETTER	31.925	5	53 V. DEBISE	15.018	5	23 M. SCHROETTER	28.020	5	53 V. DEBISE	22.454
6	69 T. BOOTH-AMOS	31.927	6	52 J. ALCOBA	15.037	6	52 J. ALCOBA	28.103	6	20 X. CARDELLUS	22.473
7	62 S. MANZI	31.950	7	20 X. CARDELLUS	15.043	7	94 L. MAHIAS	28.119	7	69 T. BOOTH-AMOS	22.543
8	20 X. CARDELLUS	31.953	8	69 T. BOOTH-AMOS	15.044	8	69 T. BOOTH-AMOS	28.119	8	23 M. SCHROETTER	22.552
9	64 F. CARICASULO	31.997	9	57 A. MAHENDRA	15.068	9	51 J. MASIA	28.128	9	94 L. MAHIAS	22.618
10	51 J. MASIA	32.006	10	50 D. VOSTATEK	15.095	10	3 R. DE ROSA	28.150	10	52 J. ALCOBA	22.622
11	6 C. PEROLARI	32.023	11	32 O. BAYLISS	15.104	11	20 X. CARDELLUS	28.176	11	64 F. CARICASULO	22.665
12	94 L. MAHIAS	32.096	12	61 C. ONCU	15.135	12	5 N. ANTONELLI	28.181	12	50 D. VOSTATEK	22.689
13	3 R. DE ROSA	32.151	13	94 L. MAHIAS	15.155	13	57 A. MAHENDRA	28.217	13	28 G. VAN STRAALLEN	22.709
14	24 L. TACCINI	32.163	14	43 S. JESPERSEN	15.156	14	27 K. TOBA	28.225	14	77 F. FARIOLI	22.737
15	65 P. OETTL	32.261	15	24 L. TACCINI	15.165	15	64 F. CARICASULO	28.243	15	65 P. OETTL	22.738
16	32 O. BAYLISS	32.262	16	65 P. OETTL	15.179	16	65 P. OETTL	28.272	16	24 L. TACCINI	22.753
17	27 K. TOBA	32.287	17	77 F. FARIOLI	15.182	17	24 L. TACCINI	28.279	17	32 O. BAYLISS	22.753
18	5 N. ANTONELLI	32.292	18	6 C. PEROLARI	15.215	18	62 S. MANZI	28.281	18	57 A. MAHENDRA	22.758
19	25 M. VAN DER VOORT	32.309	19	64 F. CARICASULO	15.259	19	32 O. BAYLISS	28.295	19	45 L. DE VLEESCHAUWER	22.809
20	43 S. JESPERSEN	32.316	20	66 N. TUULI	15.260	20	50 D. VOSTATEK	28.319	20	6 C. PEROLARI	22.826
21	77 F. FARIOLI	32.318	21	21 M. RINALDI	15.262	21	77 F. FARIOLI	28.333	21	21 M. RINALDI	22.853
22	50 D. VOSTATEK	32.364	22	28 G. VAN STRAALLEN	15.262	22	25 M. VAN DER VOORT	28.418	22	66 N. TUULI	22.911
23	66 N. TUULI	32.380	23	27 K. TOBA	15.296	23	66 N. TUULI	28.492	23	3 R. DE ROSA	22.936
24	57 A. MAHENDRA	32.391	24	5 N. ANTONELLI	15.299	24	21 M. RINALDI	28.520	24	25 M. VAN DER VOORT	22.955
25	7 L. VENEMAN	32.417	25	45 L. DE VLEESCHAUWER	15.304	25	28 G. VAN STRAALLEN	28.522	25	7 L. VENEMAN	22.961
26	21 M. RINALDI	32.477	26	31 Y. OKAMOTO	15.320	26	43 S. JESPERSEN	28.554	26	43 S. JESPERSEN	22.983
27	28 G. VAN STRAALLEN	32.481	27	7 L. VENEMAN	15.331	27	7 L. VENEMAN	28.563	27	27 K. TOBA	22.998
28	45 L. DE VLEESCHAUWER	32.517	28	3 R. DE ROSA	15.337	28	45 L. DE VLEESCHAUWER	28.641	28	31 Y. OKAMOTO	23.020
29	31 Y. OKAMOTO	32.638	29	25 M. VAN DER VOORT	15.413	29	31 Y. OKAMOTO	28.722	29	5 N. ANTONELLI	23.071
30	4 L. ARBEL	32.666	30	68 L. POWER	15.427	30	68 L. POWER	28.760	30	68 L. POWER	23.152
31	68 L. POWER	32.718	31	33 E. MONTERO	15.435	31	4 L. ARBEL	28.778	31	33 E. MONTERO	23.177
32	33 E. MONTERO	32.928	32	4 L. ARBEL	15.633	32	33 E. MONTERO	28.785	32	4 L. ARBEL	23.480
33	63 S. AZMAN	33.059	33	22 A. CARRASCO	15.706	33	63 S. AZMAN	28.932	33	22 A. CARRASCO	23.626
34	22 A. CARRASCO	33.147	34	63 S. AZMAN	15.842	34	22 A. CARRASCO	28.956	34	63 S. AZMAN	23.710

11/04/2025

These data/results cannot be reproduced, stored and/or transmitted in whole or in part by any manner of electronic, mechanical, photocopying, recording, broadcasting or otherwise now known or herein after developed without the previous express consent by the copyright owner, except for reproduction in daily press and regular printed publications on sale to the public within 60 days of the event related to those data/results and always provided that copyright symbol appears together as follows below.

© DORNA WSBK ORGANIZATION Srl 2025

Pirelli Dutch Round, 11-13 April 2025
Ideal Times Free Practice

No.	Rider	Nat	Bike	Seg. 1	Seg. 2	Seg. 3	Seg. 4	Ideal Time		
				Diff. 1	Diff. 2	Diff. 3	Diff. 4	Best Lap	Pos.	Diff.
1	11 B. BENDSNEYDER	NED	MV Agusta F3 800 RR	31.688 +0.047	14.915	27.856	22.238	1'36.697 1'36.744	1	0.047
2	61 C. ONCU	TUR	Yamaha YZF R9	31.746 +0.129	15.135 +0.024	27.719 +0.208	22.364	1'36.964 1'37.325	2	0.361
3	53 V. DEBISE	FRA	Ducati Panigale V2	31.827	15.018 +0.076	27.975	22.454 +0.080	1'37.274 1'37.430	3	0.156
4	51 J. MASIA	ESP	Ducati Panigale V2	32.006	14.939 +0.072	28.128	22.359	1'37.432 1'37.504	4	0.072
5	23 M. SCHROETTER	GER	Ducati Panigale V2	31.925 +0.012	15.007	28.020	22.552	1'37.504 1'37.516	5	0.012
6	62 S. MANZI	ITA	Yamaha YZF R9	31.950	14.974 +0.060	28.281 +0.076	22.385 +0.091	1'37.590 1'37.817	8	0.227
7	69 T. BOOTH-AMOS	GBR	Triumph Street Triple RS 765	31.927 +0.013	15.044 +0.058	28.119	22.543	1'37.633 1'37.704	7	0.071
8	20 X. CARDELUS	AND	Ducati Panigale V2	31.953	15.043 +0.011	28.176 +0.037	22.473	1'37.645 1'37.693	6	0.048
9	52 J. ALCOBA	ESP	Kawasaki ZX-6R 636	31.902 +0.102	15.037 +0.052	28.103 +0.041	22.622 +0.007	1'37.664 1'37.866	9	0.202
10	94 L. MAHIAS	FRA	Yamaha YZF R9	32.096 +0.004	15.155	28.119 +0.074	22.618	1'37.988 1'38.066	10	0.078
11	6 C. PEROLARI	FRA	Honda CBR600RR	32.023	15.215 +0.101	28.011	22.826	1'38.075 1'38.176	11	0.101
12	64 F. CARICASULO	ITA	MV Agusta F3 800 RR	31.997	15.259 +0.027	28.243	22.665 +0.114	1'38.164 1'38.305	12	0.141
13	24 L. TACCINI	ITA	Ducati Panigale V2	32.163 +0.105	15.165	28.279	22.753	1'38.360 1'38.465	13	0.105
14	32 D. BAYLISS	AUS	Triumph Street Triple RS 765	32.262	15.104	28.295 +0.134	22.753 +0.114	1'38.414 1'38.662	17	0.248
15	57 A. MAHENDRA	INA	Yamaha YZF R9	32.391 +0.030	15.068	28.217 +0.134	22.758 +0.043	1'38.434 1'38.641	16	0.207
16	65 P. DETTL	GER	Ducati Panigale V2	32.261 +0.073	15.179	28.272 +0.116	22.738 +0.063	1'38.450 1'38.702	19	0.252
17	50 D. VOSTATEK	CZE	Ducati Panigale V2	32.364 +0.007	15.095	28.319	22.689 +0.044	1'38.467 1'38.518	14	0.051
18	77 F. FARIOLI	ITA	MV Agusta F3 800 RR	32.318	15.182 +0.036	28.333 +0.091	22.737	1'38.570 1'38.697	18	0.127
19	3 R. DE ROSA	ITA	QJMOTOR SRK 800 RR	32.151	15.337	28.150	22.936	1'38.574 1'38.574	15	
20	27 K. TOBA	JPN	Honda CBR600RR	32.287 +0.164	15.296 +0.234	28.225	22.998	1'38.806 1'39.204	24	0.398
21	5 N. ANTONELLI	ITA	Yamaha YZF R9	32.292 +0.021	15.299	28.181	23.071	1'38.843 1'38.864	20	0.021
22	28 G. VAN STRAALEN	NED	Ducati Panigale V2	32.481	15.262	28.522	22.709	1'38.974 1'38.974	21	
23	43 S. JESPERSEN	DEN	Ducati Panigale V2	32.316 +0.127	15.156	28.554 +0.061	22.983	1'39.009 1'39.197	23	0.188
24	66 N. TUULI	FIN	QJMOTOR SRK 800 RR	32.380	15.260	28.492	22.911 +0.107	1'39.043 1'39.150	22	0.107
25	25 M. VAN DER VOORT	NED	Ducati Panigale V2	32.309	15.413 +0.059	28.418 +0.022	22.955 +0.108	1'39.095 1'39.284	26	0.189
26	21 M. RINALDI	ITA	Yamaha YZF R9	32.477 +0.052	15.262 +0.047	28.520	22.853	1'39.112 1'39.211	25	0.099
27	45 L. DE VLEESCHAUWER	BEL	Ducati Panigale V2	32.517	15.304 +0.020	28.641 +0.064	22.809 +0.054	1'39.271 1'39.409	27	0.138
28	7 L. VENEMAN	NED	Ducati Panigale V2	32.417 +0.198	15.331 +0.041	28.563 +0.130	22.961	1'39.272 1'39.641	28	0.369
29	31 Y. OKAMOTO	JPN	Yamaha YZF R9	32.638	15.320	28.722	23.020 +0.043	1'39.700 1'39.743	29	0.043
30	68 L. POWER	AUS	MV Agusta F3 800 RR	32.718	15.427	28.760 +0.056	23.152	1'40.057 1'40.113	30	0.056
31	33 E. MONTERO	ESP	Ducati Panigale V2	32.928	15.435 +0.150	28.785 +0.100	23.177 +0.035	1'40.325 1'40.610	31	0.285
32	4 L. ARBEL	FRA	MV Agusta F3 800 RR	32.666 +0.051	15.633	28.778 +0.035	23.480 +0.034	1'40.557 1'40.677	32	0.120
33	22 A. CARRASCO	ESP	Honda CBR600RR	33.147 +0.235	15.706	28.956 +0.042	23.626	1'41.435 1'41.712	34	0.277
34	63 S. AZMAN	MAS	Honda CBR600RR	33.059	15.842	28.932	23.710	1'41.543 1'41.543	33	
Overall Ideal Time				31.688	14.915	27.719	22.238	1'36.560		

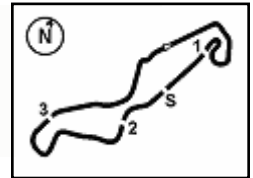
11/04/2025

These data/results cannot be reproduced, stored and/or transmitted in whole or in part by any manner of electronic, mechanical, photocopying, recording, broadcasting or otherwise now known or herein after developed without the previous express consent by the copyright owner, except for reproduction in daily press and regular printed publications on sale to the public within 60 days of the event related to those data/results and always provided that copyright symbol appears together as follows below.

© DORNA WSBK ORGANIZATION Srl 2025

FICR PERUGIA TIMING





Pirelli Dutch Round, 11-13 April 2025
Chronological Analysis Free Practice

1° 11 B. BENDSNEYDER [1'36.744]							
Lap	Seg1	Seg2	Seg3	Seg4	Lap Time	km/h	Local Time
1	32.235	16.022	28.685	23.009	1'38.718	244,9	11:22'50.092
2	32.043	15.136	28.229	22.987	1'38.098	249,4	11:26'06.908
3	32.129	15.081	28.136	22.766	1'38.112	247,7	11:27'45.020
4	32.010	15.098	28.127	22.660	1'37.895	248,3	11:29'22.915
5	34.642	15.141	29.775	34.796	1'54.354P	247,7	11:31'17.269
6	7'55.703	15.361	28.220	22.947	9'02.231P	249,4	11:40'19.500
7	32.010	15.046	27.974	22.615	1'37.645	247,7	11:41'57.145
8	31.745	14.963	28.050	22.481	1'37.239	250,0	11:43'34.384
9	32.779	15.209	28.693	35.359	1'52.040P	246,0	11:45'26.424
10	5'55.750	15.389	28.097	22.677	7'01.913P	243,8	11:52'28.337
11	31.696	15.036	27.863	22.388	1'36.983	246,0	11:54'05.320
12	32.657	14.979	27.953	22.453	1'38.042	246,6	11:55'43.362
13	32.658	15.070	29.234	23.297	1'40.259	247,7	11:57'23.621
14	31.735	14.915	27.856	22.238	1'36.744	250,0	11:59'00.365
15	31.688	15.175	28.173	22.517	1'37.553	251,7	12:00'37.918

1	33.043	15.652	29.141	23.064	1'40.900	252,3	11:24'19.789
2	32.646	15.273	28.513	22.797	1'39.229	248,8	11:25'59.018
3	32.401	15.070	28.441	22.793	1'38.705	250,0	11:27'37.723
4	32.264	15.072	28.454	22.617	1'38.407	248,8	11:29'16.130
5	32.455	15.070	28.445	23.006	1'38.976	250,6	11:30'55.106
6	38.954	15.131	28.516	22.848	1'45.449	250,6	11:32'40.555
7	32.344	15.139	28.510	22.654	1'38.647	254,7	11:34'19.202
8	35.390	15.381	28.565	22.776	1'42.112	251,2	11:36'01.314
9	32.082	15.048	28.293	31.738	1'47.161P	249,4	11:37'48.475
10	8'55.431	15.313	28.677	22.958	10'02.379CP	246,0	11:47'50.854
11	32.300	15.105	28.345	23.155	1'38.905	247,7	11:49'29.759
12	32.263	15.047	28.367	22.565	1'38.242	250,0	11:51'08.001
13	32.054	14.939	28.416	32.500	1'47.909P	250,6	11:52'55.910
14	3'05.573	15.367	28.567	22.779	4'12.286P	243,8	11:57'08.196
15	32.243	15.091	28.269	22.468	1'38.071	246,6	11:58'46.267
16	32.006	15.011	28.128	22.359	1'37.504	248,8	12:00'23.771

2° 61 C. ONCU [1'37.325]							
Lap	Seg1	Seg2	Seg3	Seg4	Lap Time	km/h	Local Time
1	33.227	16.050	28.990	23.300	1'39.767	241,1	11:23'21.675
2	32.397	15.417	28.298	22.850	1'38.962	243,8	11:25'00.637
3	32.244	15.386	28.189	22.963	1'38.782	243,2	11:26'39.419
4	37.253	15.503	29.284	22.869	1'44.909	243,2	11:28'24.328
5	32.200	15.247	28.329	22.761	1'38.537	244,9	11:30'02.865
6	32.237	15.229	28.425	22.677	1'38.568	244,9	11:31'41.433
7	34.602	15.521	28.696	33.116	1'51.935P	243,2	11:33'33.368
8	10'34.212	15.250	28.681	23.232	11'41.375P	245,5	11:45'14.743
9	31.746	15.135	27.719	22.333	1'36.933C	244,3	11:46'51.676
10	31.875	15.159	27.927	22.364	1'37.325	244,3	11:48'29.001
11	31.927	15.518	28.625	22.676	1'38.746	240,5	11:50'07.747
12	32.660	15.250	28.146	22.542	1'38.598	244,9	11:51'46.345
13	32.080	15.214	28.170	22.602	1'38.066	242,7	11:53'24.411
14	32.114	15.202	28.171	22.558	1'38.045	244,3	11:55'02.456
15	32.131	15.348	28.117	24.288	1'39.884	243,8	11:56'42.340
16	35.360	15.260	28.179	22.759	1'41.558C	247,7	11:58'23.898
17	32.152	15.427	28.145	22.830	1'38.554	248,3	12:00'02.452

5° 23 M. SCHROETTER [1'37.516]							
Lap	Seg1	Seg2	Seg3	Seg4	Lap Time	km/h	Local Time
1	33.680	16.450	30.174	23.909	2'40.154	240,5	11:22'37.773
2	32.884	16.040	29.443	23.158	1'42.321	246,6	11:24'20.094
3	32.560	15.348	28.917	22.953	1'40.102	247,1	11:26'00.196
4	32.412	15.194	28.928	23.233	1'39.767	249,4	11:29'18.999
5	32.395	15.227	28.466	23.076	1'39.164	247,1	11:30'58.163
6	32.462	15.284	29.497	23.213	1'40.456	248,8	11:32'38.619
7	32.218	15.173	28.195	22.591	1'38.177	248,8	11:34'16.796
8	33.278	15.583	28.908	32.794	1'50.563P	243,8	11:36'07.359
9	9'58.868	15.653	28.731	23.142	11'06.394CP	244,3	11:47'13.753
10	32.572	15.113	28.587	22.790	1'39.062	247,7	11:48'52.815
11	32.326	15.172	28.340	22.798	1'38.636	247,1	11:50'31.451
12	32.308	15.189	28.417	22.634	1'38.548	247,1	11:52'09.999
13	32.366	15.151	29.130	31.972	1'48.619P	246,0	11:53'58.618
14	2'15.982	15.381	28.683	22.580	3'22.626P	245,5	11:57'21.244
15	31.937	15.007	28.020	22.552	1'37.516	248,3	11:58'58.760
16	31.925	15.084	28.129	22.558	1'37.696	246,0	12:00'36.456

3° 53 V. DEBISE [1'37.430]							
Lap	Seg1	Seg2	Seg3	Seg4	Lap Time	km/h	Local Time
1	32.890	15.943	29.220	23.854	1'42.867	244,3	11:21'46.279
2	32.434	15.436	28.357	22.985	1'39.668	243,8	11:23'25.947
3	32.434	15.265	28.346	22.815	1'38.860	244,3	11:25'04.807
4	32.277	15.245	28.386	22.733	1'38.641	244,3	11:26'43.448
5	32.198	15.267	28.258	22.676	1'38.399	243,2	11:28'21.847
6	32.653	15.204	28.477	23.239	1'48.573P	244,9	11:30'10.420
7	8'58.920	15.382	28.544	22.920	10'05.766P	242,7	11:40'16.186
8	32.245	15.238	28.286	22.859	1'38.628	242,7	11:41'54.814
9	32.227	15.095	28.284	22.542	1'38.148	245,5	11:43'32.962
10	31.990	15.133	28.044	22.525	1'37.692	245,5	11:45'10.654
11	32.079	15.133	28.127	22.712	1'38.051C	244,9	11:46'48.705
12	32.119	15.460	28.352	31.507	1'47.438P	247,7	11:48'36.143
13	4'02.119	15.282	28.428	23.440	5'09.269P	243,2	11:53'45.412
14	31.912	15.117	28.093	22.487	1'37.609	244,3	11:55'23.021
15	31.827	15.094	27.975	22.534	1'37.430	243,2	11:57'00.451
16	31.882	15.121	28.073	22.576	1'37.652	244,3	11:58'38.103
17	32.002	15.018	28.072	22.454	1'37.546	244,9	12:00'15.649

6° 20 X. CARDELUS [1'37.693]							
Lap	Seg1	Seg2	Seg3	Seg4	Lap Time	km/h	Local Time
1	34.414	15.442	28.627	24.546	2'13.029	247,7	11:22'08.120
2	32.924	15.442	28.460	23.363	1'40.189	248,8	11:25'30.259
3	32.461	15.261	28.239	23.028	1'38.989	244,3	11:27'09.248
4	32.433	15.245	28.502	22.869	1'39.049	246,0	11:28'48.297
5	32.336	15.201	28.478	22.856	1'38.871	247,1	11:30'27.168
6	33.833	15.641	28.820	32.461	1'50.755P	244,9	11:32'17.923
7	9'36.665	15.542	29.280	28.253	10'49.740P	244,3	11:43'07.663
8	32.487	15.164	28.350	22.847	1'38.848	247,7	11:44'46.511
9	32.265	15.127	28.210	22.703	1'38.305C	246,0	11:46'24.816
10	32.080	15.198	28.176	22.662	1'38.116	245,5	11:48'02.932
11	35.812	15.509	28.571	31.308	1'51.200P	247,1	11:49'54.132
12	6'22.471	15.043	28.451	22.554	7'28.519P	249,4	11:57'22.651
13	31.970	15.539	28.604	22.560	1'38.673	247,7	11:59'01.324
14	31.953	15.054	28.213	22.473	1'37.693	248,8	12:00'39.017

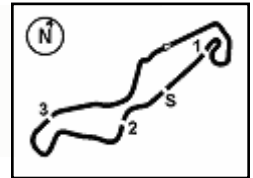
4° 51 J. MASIA [1'37.504]							
Lap	Seg1	Seg2	Seg3	Seg4	Lap Time	km/h	Local Time
1	34.366	16.658	29.895	23.770	2'47.529	247,7	11:22'34.364
2	32.760	15.382	29.362	23.288	1'42.984	247,1	11:24'17.348
3	32.318	15.169	28.438	22.935	1'38.860	249,4	11:27'36.296
4	32.281	15.435	28.433	22.681	1'38.830	247,1	11:29'15.126
5	32.326	15.268	28.297	23.720	1'39.611	248,3	11:30'54.737

7° 69 T. BOOTH-AMOS [1'37.704]							
Lap	Seg1	Seg2	Seg3	Seg4	Lap Time	km/h	Local Time
1	34.366	16.658	29.895	23.770	2'47.529	247,7	11:22'34.364
2	32.760	15.382	29.362	23.288	1'42.984	247,1	11:24'17.348
3	32.318	15.169	28.438	22.935	1'38.860	249,4	11:27'36.296
4	32.281	15.435	28.433	22.681	1'38.830	247,1	11:29'15.126
5	32.326	15.268	28.297	23.720	1'39.611	248,3	11:30'54.737

11/04/2025 P = Pits In/Out - C = Lap Time Cancelled

These data/results cannot be reproduced, stored and/or transmitted in whole or in part by any manner of electronic, mechanical, photocopying, recording, broadcasting or otherwise now known or herein after developed without the previous express consent by the copyright owner, except for reproduction in daily press and regular printed publications on sale to the public within 60 days of the event related to those data/results and always provided that copyright symbol appears together as follows below.

© DORNA WSBK ORGANIZATION Srl 2025



TT Circuit Assen 4.542 m

Pirelli Dutch Round, 11-13 April 2025
Chronological Analysis Free Practice

2 / 6

6	34.538	15.473	29.623	23.448	1'43.082	246,6	11:32'37.819
7	32.083	15.250	28.221	22.663	1'38.217	247,7	11:34'16.036
8	33.647	15.600	31.024	33.409	1'53.680P	242,7	11:36'09.716
9	9'43.162	15.651	28.687	22.722	10'50.222CP	241,6	11:46'59.938
10	32.066	15.209	28.221	22.664	1'38.160C	246,6	11:48'38.098
11	31.968	15.117	28.219	22.576	1'37.880	248,3	11:50'15.978
12	35.687	15.310	28.765	32.722	1'52.484P	249,4	11:52'08.462
13	3'42.870	15.396	28.286	22.692	4'49.244P	245,5	11:56'57.706
14	31.940	15.102	28.119	22.543	1'37.704	249,4	11:58'35.410
15	31.927	15.044	28.146	22.609	1'37.726	247,7	12:00'13.136

5	33.531	15.449	28.765	32.615	1'50.360P	242,7	11:31'19.657
6	7'20.406	15.507	28.543	23.069	8'27.525P	239,5	11:39'47.182
7	32.247	15.391	28.295	22.899	1'38.832	243,2	11:41'26.014
8	32.230	15.301	28.246	22.867	1'38.644	243,8	11:43'04.658
9	32.260	15.259	28.266	22.819	1'38.604	242,2	11:44'43.262
10	37.501	15.642	28.455	23.090	1'44.688C	239,5	11:46'27.950
11	32.155	15.237	28.119	22.893	1'38.404	242,2	11:48'06.354
12	39.779	15.741	28.610	32.602	1'56.732P	238,4	11:50'03.086
13	4'37.713	15.384	28.235	22.786	5'44.118P	242,2	11:55'47.204
14	32.240	15.175	28.157	22.689	1'38.261	243,2	11:57'25.465
15	32.100	15.155	28.193	22.618	1'38.066	243,8	11:59'03.531
16	32.096	15.282	28.236	22.844	1'38.458	241,6	12:00'41.989

8° 62 S. MANZI (1'37.817)							
Lap	Seg.1	Seg.2	Seg.3	Seg.4	Lap Time	km/h	Local Time
		15.873	29.464	23.408		244,9	11:22'33.551
1	36.127	15.509	28.949	23.136	1'43.721	246,0	11:24'17.272
2	32.613	15.188	28.774	22.829	1'39.404	248,3	11:25'56.676
3	32.634	15.272	28.716	22.735	1'39.357	244,3	11:27'36.033
4	33.816	21.938	30.514	22.721	1'48.989	161,7	11:29'25.022
5	32.257	15.116	28.574	22.622	1'38.569	246,6	11:31'03.591
6	32.401	15.066	28.488	22.692	1'38.647	246,0	11:32'42.238
7	32.119	15.081	28.281	22.572	1'38.053	248,8	11:34'20.291
8	32.138	14.974	28.489	22.575	1'38.176	247,1	11:35'58.467
9	32.118	15.071	28.361	22.658	1'38.208	245,5	11:37'36.675
10	32.096	15.138	28.508	22.702	1'38.444	243,2	11:39'15.119
11	33.640	15.386	29.021	33.545	1'51.592P	244,3	11:41'06.711
12	6'53.144	15.538	28.990	22.759	8'00.431P	246,6	11:49'07.142
13	32.120	15.141	28.498	22.680	1'38.439	243,8	11:50'45.581
14	32.119	15.043	28.451	22.584	1'38.197	244,3	11:52'23.778
15	32.061	15.021	28.376	22.564	1'38.022	243,2	11:54'01.800
16	32.148	15.000	28.383	22.523	1'38.054	244,9	11:55'39.854
17	40.214	15.379	28.785	22.608	1'46.986	246,6	11:57'26.840
18	32.001	15.062	28.371	22.385	1'37.819	247,7	11:59'04.659
19	31.950	15.034	28.357	22.476	1'37.817	246,6	12:00'42.476

11° 6 C. PEROLARI (1'38.176)							
Lap	Seg.1	Seg.2	Seg.3	Seg.4	Lap Time	km/h	Local Time
			16.081	28.887	23.451	241,1	11:21'42.513
1	33.074	15.585	28.455	23.086	1'40.200	244,3	11:23'22.713
2	32.886	15.581	28.405	23.138	1'40.010	244,3	11:25'02.723
3	32.565	15.398	28.322	23.056	1'39.341	243,8	11:26'42.064
4	34.929	15.413	29.310	23.105	1'42.757	246,0	11:28'24.821
5	32.269	15.242	28.201	23.004	1'38.716	246,6	11:30'03.537
6	35.236	15.851	29.245	34.806	1'55.138P	241,6	11:31'58.675
7	10'01.361	15.497	28.414	23.273	1'08.545P	243,8	11:43'07.220
8	32.540	15.364	28.297	23.006	1'39.207	243,2	11:44'46.427
9	32.593	15.236	28.237	22.846	1'38.912C	244,9	11:46'25.339
10	35.359	15.664	28.721	34.292	1'54.036P	240,0	11:48'19.375
11	4'08.353	15.579	29.266	23.149	5'16.347P	243,8	11:53'35.722
12	32.023	15.316	28.011	22.826	1'38.176	243,2	11:55'13.898
13	32.284	15.385	31.866	22.918	1'42.453	242,7	11:56'56.351
14	32.321	16.733	28.662	22.834	1'40.550	243,2	11:58'36.901
15	32.216	15.215	28.195	22.910	1'38.536	244,3	12:00'15.437

9° 52 J. ALCOBA (1'37.866)							
Lap	Seg.1	Seg.2	Seg.3	Seg.4	Lap Time	km/h	Local Time
		16.273	29.402	24.059		246,0	11:21'59.820
1	33.272	15.782	29.021	23.277	1'41.352	244,9	11:23'41.172
2	32.764	15.383	28.686	23.084	1'39.917	246,6	11:25'21.089
3	32.518	15.335	28.451	23.413	1'39.717	245,5	11:27'00.806
4	32.567	15.293	28.531	22.912	1'39.303	247,1	11:28'40.109
5	32.645	15.225	28.424	22.974	1'39.268	247,7	11:30'19.377
6	32.334	15.157	28.310	22.803	1'38.604	247,7	11:31'57.981
7	32.136	15.099	28.237	22.742	1'38.214	249,4	11:33'36.195
8	32.087	15.067	28.762	22.837	1'38.753	250,0	11:35'14.948
9	32.254	15.244	28.300	22.771	1'38.569	245,5	11:36'53.517
10	32.084	15.121	28.325	22.798	1'38.328	246,6	11:38'31.845
11	34.744	15.578	29.956	34.232	1'54.510P	243,8	11:40'26.355
12	9'53.130	15.351	28.355	22.766	10'59.602P	245,5	11:51'25.957
13	31.902	15.234	28.180	22.687	1'38.003	250,0	11:53'03.960
14	32.004	15.089	28.144	22.629	1'37.866	246,6	11:54'41.826
15	32.109	15.077	28.186	22.947	1'38.319	247,1	11:56'20.145
16	32.275	15.037	28.307	22.659	1'38.278C	248,8	11:57'58.423
17	32.243	15.220	28.103	22.803	1'38.369	251,2	11:59'36.792
18	32.178	15.128	28.170	22.622	1'38.098	246,0	12:01'14.890

12° 64 F. CARICASULO (1'38.305)							
Lap	Seg.1	Seg.2	Seg.3	Seg.4	Lap Time	km/h	Local Time
			16.760	30.094	24.083	238,9	11:22'30.217
1	33.393	15.842	29.147	23.472	1'41.854	243,2	11:24'12.071
2	32.735	15.558	28.875	23.197	1'40.365	244,3	11:25'52.436
3	32.489	15.413	28.638	23.065	1'39.605	244,9	11:27'32.041
4	32.196	15.377	29.425	34.642	1'51.640P	246,6	11:29'23.681
5	4'16.535	15.831	28.688	22.928	5'23.982P	242,2	11:34'47.663
6	32.493	15.329	28.519	22.761	1'39.102	245,5	11:36'26.765
7	31.997	15.286	28.243	22.779	1'38.305	243,2	11:38'05.070
8	32.625	15.418	28.414	22.665	1'39.122	244,3	11:39'44.192
9	32.221	15.306	28.476	22.913	1'38.916	242,2	11:41'23.108
10	32.489	15.974	29.009	35.731	1'53.203P	243,8	11:43'16.311
11	9'10.900	15.672	28.881	23.135	10'18.588P	241,6	11:53'34.899
12	33.552	15.885	28.540	22.940	1'40.917	238,4	11:55'15.816
13	32.303	15.259	28.382	22.878	1'38.822	243,2	11:56'54.638
14	39.446	15.337	28.318	22.826	1'45.927	244,9	11:58'40.565
15	32.265	15.397	28.430	22.745	1'38.837	244,3	12:00'19.402

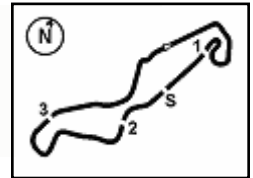
10° 94 L. MAHIAS (1'38.066)							
Lap	Seg.1	Seg.2	Seg.3	Seg.4	Lap Time	km/h	Local Time
		15.857	29.327	24.194		242,2	11:22'53.108
1	32.610	15.437	28.430	23.118	1'39.595	241,6	11:24'32.703
2	32.488	15.258	28.297	23.011	1'39.054	243,2	11:26'11.757
3	32.207	15.267	28.143	23.302	1'38.919	242,7	11:27'50.676
4	32.259	15.277	28.209	22.876	1'38.621	241,1	11:29'29.297

13° 24 L. TACCINI (1'38.465)							
Lap	Seg.1	Seg.2	Seg.3	Seg.4	Lap Time	km/h	Local Time
		17.043	29.870	23.921		245,5	11:21'46.990
1	33.357	15.681	28.858	23.464	1'41.360	253,5	11:23'28.350
2	33.007	15.634	29.373	23.403	1'41.417	250,0	11:25'09.767
3	32.752	15.422	28.582	23.019	1'39.775	250,6	11:26'49.542
4	32.477	15.498	28.591	23.229	1'39.795	252,9	11:28'29.337
5	32.529	15.556	28.841	23.422	1'40.348	250,6	11:30'09.685
6	35.899	15.657	31.532	23.358	1'46.446	250,0	11:31'56.131
7	32.220	15.338	28.623	23.175	1'39.356	251,7	11:33'35.487
8	32.359	15.404	29.030	22.926	1'39.719	250,6	11:35'15.206
9	32.380	15.313	28.390	22.885	1'38.968	252,3	11:36'54.174

11/04/2025 P = Pits In/Out - C = Lap Time Cancelled

These data/results cannot be reproduced, stored and/or transmitted in whole or in part by any manner of electronic, mechanical, photocopying, recording, broadcasting or otherwise now known or herein after developed without the previous express consent by the copyright owner, except for reproduction in daily press and regular printed publications on sale to the public within 60 days of the event related to those data/results and always provided that copyright symbol appears together as follows below.

© DORNA WSBK ORGANIZATION Srl 2025



Pirelli Dutch Round, 11-13 April 2025
Chronological Analysis Free Practice

10	32.163	15.234	28.323	22.895	1'38.615	251,2	11:38'32.789	8	32.499	15.532	28.570	22.960	1'39.561	242,2	11:44'04.520
11	33.368	15.860	29.647	34.242	1'53.117P	247,7	11:40'25.906	9	32.439	15.454	28.479	23.007	1'39.379	242,2	11:45'43.899
12	7'33.843	15.796	28.922	23.001	8'41.562P	246,0	11:49'07.468	10	32.501	15.415	28.292	23.000	1'39.208C	241,6	11:47'23.107
13	32.311	15.218	28.290	22.846	1'38.665	250,6	11:50'46.133	11	37.256	15.539	29.020	22.946	1'44.761	246,6	11:49'07.868
14	32.260	15.244	28.302	22.827	1'38.633	251,2	11:52'24.766	12	32.421	15.068	28.351	22.801	1'38.641	246,6	11:50'46.509
15	32.251	15.330	28.410	22.980	1'38.971	249,4	11:54'03.737	13	32.428	15.298	28.217	22.788	1'38.731	247,1	11:52'25.240
16	34.661	15.267	28.506	23.005	1'41.439	252,3	11:55'45.176	14	32.391	15.295	28.290	22.758	1'38.734	244,3	11:54'03.974
17	32.748	15.639	29.033	23.287	1'40.707	249,4	11:57'25.883	15	41.263	15.882	33.797	34.005	2'04.947P	240,5	11:56'08.921
18	32.268	15.165	28.279	22.753	1'38.465	252,9	11:59'04.348	16	1'54.243	15.375	29.745	25.531	3'04.894P	243,2	11:59'13.815
19	32.420	15.254	28.397	22.830	1'38.901	249,4	12:00'43.249	17	32.424	15.260	28.273	23.195	1'39.152	243,8	12:00'52.967

14° 50 O. VOSTATEK [1'38.518]							
Lap	Seg1	Seg2	Seg3	Seg4	Lap Time	km/h	Local Time
		16.123	29.889	23.580		244,9	11:24'20.855
1	33.355	15.438	28.841	23.152	1'40.786	248,3	11:26'01.641
2	32.695	15.246	28.720	22.910	1'39.571	247,7	11:27'41.212
3	32.581	15.658	28.733	22.965	1'39.937	248,3	11:29'21.149
4	32.509	15.324	28.629	22.875	1'39.337	248,8	11:31'00.486
5	32.478	15.234	28.905	22.991	1'39.608	248,3	11:32'40.094
6	32.605	15.180	28.453	22.843	1'39.081	248,3	11:34'19.175
7	36.033	15.555	28.634	33.801	1'54.023P	244,9	11:36'13.198
8	4'30.287	15.325	28.666	22.880	5'37.158P	244,9	11:41'50.356
9	32.555	15.224	28.666	22.756	1'39.201	247,1	11:43'29.557
10	33.324	15.472	28.741	33.319	1'50.856P	246,6	11:45'20.413
11	6'29.667	16.491	29.279	22.689	7'38.126P	231,3	11:52'58.539
12	32.371	15.095	28.319	22.733	1'38.518	244,9	11:54'37.057
13	32.447	15.129	28.482	23.904	1'39.962	246,6	11:56'17.019
14	32.439	15.123	28.325	22.705	1'38.592C	246,0	11:57'55.611
15	32.761	15.613	28.903	24.757	1'42.034	242,2	11:59'37.645
16	32.364	15.180	28.339	22.810	1'38.693	249,4	12:01'16.338

17° 32 O. BAYLISS [1'38.662]							
Lap	Seg1	Seg2	Seg3	Seg4	Lap Time	km/h	Local Time
		16.476	31.209	23.941		244,9	11:21'46.772
1	33.280	15.760	28.852	23.498	1'41.390	247,7	11:23'28.162
2	33.864	15.625	28.913	23.751	1'42.153	251,2	11:25'10.315
3	32.577	15.396	28.729	23.207	1'39.909	251,7	11:26'50.224
4	32.398	15.403	28.443	23.165	1'39.409	250,6	11:28'29.633
5	32.583	15.482	29.327	23.321	1'40.713	251,2	11:30'10.346
6	32.712	15.444	28.836	23.245	1'40.237	247,7	11:31'50.583
7	32.627	15.386	28.787	23.104	1'39.904	247,7	11:33'30.487
8	33.660	15.871	29.311	33.185	1'52.027P	247,7	11:35'22.514
9	5'32.261	15.334	28.442	22.952	6'38.989P	247,1	11:42'01.503
10	33.199	15.252	28.612	23.009	1'40.072	249,4	11:43'41.575
11	33.010	15.281	28.525	22.847	1'39.663	246,6	11:45'21.238
12	32.381	15.190	28.560	22.944	1'39.075C	248,8	11:47'00.313
13	32.262	15.104	28.429	22.867	1'38.662	250,0	11:48'38.975
14	32.338	15.225	28.347	22.773	1'38.683	247,7	11:50'17.658
15	33.494	15.555	28.931	32.096	1'50.076P	246,6	11:52'07.734
16	3'22.457	15.660	31.138	25.733	4'34.988P	244,9	11:56'42.722
17	32.512	15.285	28.295	22.828	1'38.920C	246,6	11:58'21.642
18	33.684	16.549	28.334	22.753	1'41.320	226,4	12:00'02.962

15° 3 R. DE ROSA [1'38.574]							
Lap	Seg1	Seg2	Seg3	Seg4	Lap Time	km/h	Local Time
		18.119	32.515	25.242		225,0	11:22'31.739
1	34.110	16.386	29.429	23.978	1'43.903	234,8	11:24'15.642
2	33.235	15.938	29.236	23.316	1'41.725	238,9	11:25'57.367
3	33.017	15.592	28.849	23.560	1'41.018	241,1	11:27'38.385
4	32.709	15.593	28.835	23.347	1'40.484	240,5	11:29'18.869
5	32.870	15.457	28.734	23.197	1'40.258	243,2	11:30'59.127
6	41.189	17.277	32.038	42.668	2'13.172P	222,7	11:33'12.299
7	3'54.311	17.856	33.230	24.829	5'10.226P	224,5	11:38'22.525
8	32.992	15.911	29.513	24.070	1'42.486	236,8	11:40'05.011
9	32.879	15.691	28.922	23.434	1'40.926	236,8	11:41'45.937
10	32.559	15.623	28.857	23.265	1'40.304	239,5	11:43'26.241
11	32.530	15.592	28.725	23.128	1'39.975	237,9	11:45'06.216
12	49.282	16.157	31.223	37.102	2'13.764P	234,8	11:47'19.980
13	4'03.381	15.667	28.697	23.602	5'11.347P	239,5	11:52'31.327
14	32.451	15.483	28.795	23.592	1'40.321	238,9	11:54'11.648
15	32.151	15.337	28.150	22.936	1'38.574	242,2	11:55'50.222
16	33.294	15.872	29.290	23.639	1'42.095	238,4	11:57'32.317
17	32.471	15.518	28.581	23.626	1'40.196	241,6	11:59'12.513
18	32.418	15.683	28.847	23.356	1'40.304	238,9	12:00'52.817

18° 77 F. FARIOLI [1'38.697]							
Lap	Seg1	Seg2	Seg3	Seg4	Lap Time	km/h	Local Time
		16.078	29.777	24.573		251,7	11:22'53.322
1	33.247	15.533	28.979	23.770	1'41.529	251,7	11:24'34.851
2	33.009	15.426	28.931	23.364	1'40.730	252,3	11:26'15.581
3	32.543	15.459	28.759	23.186	1'39.947	251,7	11:27'55.528
4	33.492	15.933	28.879	23.880	1'42.184	236,3	11:29'37.712
5	32.514	15.382	28.512	22.962	1'39.370	250,0	11:31'17.082
6	33.547	15.915	30.824	23.464	1'43.750	250,0	11:33'00.832
7	32.423	15.598	28.712	23.207	1'39.940	248,3	11:34'40.772
8	32.382	15.307	28.498	23.019	1'39.206	248,8	11:36'19.978
9	32.402	15.364	28.475	22.804	1'39.045	248,8	11:37'59.023
10	32.415	15.273	29.257	32.964	1'49.909P	248,3	11:39'48.932
11	7'51.070	15.406	28.605	23.192	8'58.273P	246,6	11:48'47.205
12	32.420	15.234	28.459	22.854	1'38.967	247,1	11:50'26.172
13	32.415	15.229	28.471	22.956	1'39.071	248,8	11:52'05.243
14	32.318	15.218	28.424	22.737	1'38.697	246,6	11:53'43.940
15	32.523	15.368	28.825	22.970	1'39.686C	247,1	11:55'23.626
16	32.493	15.204	28.418	23.057	1'39.172	248,3	11:57'02.798
17	32.538	15.182	28.333	23.106	1'39.159	250,6	11:58'41.957
18	37.877	15.863	30.330	26.167	1'50.237	249,4	12:00'32.194

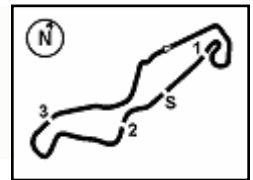
16° 57 A. MAHENDRA [1'38.641]							
Lap	Seg1	Seg2	Seg3	Seg4	Lap Time	km/h	Local Time
		16.541	31.377	23.988		241,6	11:21'47.278
1	33.166	15.829	29.205	23.427	1'41.627	245,5	11:23'28.905
2	32.730	15.597	28.820	23.473	1'40.620	243,8	11:25'09.525
3	32.660	15.511	28.548	23.052	1'39.771	242,2	11:26'49.296
4	32.475	15.474	28.665	23.240	1'39.854	242,7	11:28'29.150
5	35.186	15.494	28.753	23.249	1'42.682	244,9	11:30'11.832
6	36.345	15.446	28.761	34.494	1'55.046P	246,0	11:32'06.878
7	9'10.288	15.755	28.828	23.210	10'18.081P	240,5	11:42'24.959

19° 65 P. OETTL [1'38.702]							
Lap	Seg1	Seg2	Seg3	Seg4	Lap Time	km/h	Local Time
		15.954	29.560	23.425		242,2	11:22'15.237
1	33.252	15.719	29.109	23.279	1'41.359	248,3	11:23'56.596
2	32.627	15.286	28.624	23.208	1'39.745	244,9	11:25'36.341
3	32.451	15.463	29.046	23.028	1'39.988	247,1	11:27'16.329
4	32.342	15.182	28.403	22.780	1'38.707	244,3	11:28'55.036
5	32.435	15.484	28.922	23.092	1'39.933	247,1	11:30'34.969

11/04/2025 P = Pits In/Out - C = Lap Time Cancelled

These data/results cannot be reproduced, stored and/or transmitted in whole or in part by any manner of electronic, mechanical, photocopying, recording, broadcasting or otherwise now known or herein after developed without the previous express consent by the copyright owner, except for reproduction in daily press and regular printed publications on sale to the public within 60 days of the event related to those data/results and always provided that copyright symbol appears together as follows below.

© DORNA WSBK ORGANIZATION Srl 2025



TT Circuit Assen 4.542 m

Pirelli Dutch Round, 11-13 April 2025
Chronological Analysis Free Practice

4 / 6

6	32.334	15.179	28.388	22.801	1'38.702	243,8	11:32'13.671
7	32.355	15.276	28.446	22.738	1'38.815	242,7	11:33'52.486
8	34.614	16.064	29.130	32.708	1'52.516P	240,5	11:35'45.002
9	5'47.577	15.723	28.606	22.912	6'54.818P	235,8	11:42'39.820
10	32.590	15.588	28.637	22.878	1'39.693	241,1	11:44'19.513
11	32.476	15.307	28.754	23.089	1'39.626C	242,2	11:45'59.139
12	32.274	15.282	28.665	23.297	1'39.518C	241,6	11:47'38.657
13	32.296	15.344	28.683	22.915	1'39.238	241,6	11:49'17.895
14	33.457	15.422	28.654	32.280	1'49.813P	241,1	11:51'07.708
15	4'25.079	18.068	28.442	23.342	5'34.931P	187,8	11:56'42.639
16	33.034	16.279	28.416	22.709	1'40.438C	227,4	11:58'23.077
17	32.261	15.378	28.272	22.830	1'38.741	237,4	12:00'01.818

5	32.672	15.525	28.699	23.086	1'39.982	243,8	11:30'39.725
6	32.554	15.396	28.664	22.917	1'39.531	244,9	11:32'19.256
7	32.628	16.024	29.528	33.441	1'51.621P	243,2	11:34'10.877
8	6'15.534	15.957	29.214	26.612	7'27.317P	236,8	11:41'38.194
9	35.149	15.741	31.876	26.915	1'49.681	238,9	11:43'27.875
10	32.637	15.532	28.673	23.197	1'40.039	242,2	11:45'07.914
11	32.600	15.506	28.652	23.173	1'39.931C	238,9	11:46'47.845
12	32.637	15.613	28.973	22.961	1'40.184	239,5	11:48'28.029
13	32.581	15.829	29.003	23.028	1'40.441	229,3	11:50'08.470
14	32.547	15.426	28.637	23.033	1'39.643	242,2	11:51'48.113
15	32.473	15.486	28.626	23.031	1'39.616	239,5	11:53'27.729
16	33.444	18.878	33.122	22.911	1'48.355	190,8	11:55'16.084
17	32.380	15.260	28.492	23.018	1'39.150	244,3	11:56'55.234
18	40.407	15.327	28.796	25.665	1'50.195	244,3	11:58'45.429
19	33.218	15.267	28.647	23.040	1'40.172	244,3	12:00'25.601

20° 5 N. ANTONELLI [1'38.864]							
Lap	Seg.1	Seg.2	Seg.3	Seg.4	Lap Time	km/h	Local Time
		16.281	30.323	24.781		244,3	11:22'41.722
1	34.373	15.783	29.407	23.784	1'43.347	242,7	11:24'25.069
2	33.228	15.662	28.895	23.395	1'41.180	239,5	11:26'06.249
3	34.215	15.631	28.696	23.495	1'42.037	243,8	11:27'48.286
4	33.063	15.577	28.705	23.465	1'40.810	241,1	11:29'29.096
5	32.947	15.513	28.759	23.298	1'40.517	243,2	11:31'09.613
6	32.737	15.438	28.534	23.393	1'40.102	246,0	11:32'49.715
7	32.534	15.533	28.518	23.162	1'39.747	241,6	11:34'29.462
8	35.415	15.619	29.013	33.193	1'53.240P	242,7	11:36'22.702
9	6'15.308	15.741	28.827	23.366	7'23.242P	241,1	11:43'45.944
10	32.641	15.486	28.532	23.138	1'39.797	243,2	11:45'25.741
11	32.413	15.311	28.388	23.187	1'39.299C	243,8	11:47'05.040
12	32.486	15.377	28.368	23.185	1'39.416	242,7	11:48'44.456
13	37.025	15.605	28.874	33.643	1'55.147P	242,7	11:50'39.603
14	4'28.498	18.206	28.599	23.592	5'38.895P	184,3	11:56'18.498
15	32.920	15.406	28.214	23.111	1'39.651C	242,7	11:57'58.149
16	32.292	15.612	28.243	23.083	1'39.230	244,3	11:59'37.379
17	32.313	15.299	28.181	23.071	1'38.864	244,3	12:01'16.243

23° 43 S. JESPERSEN [1'39.197]							
Lap	Seg.1	Seg.2	Seg.3	Seg.4	Lap Time	km/h	Local Time
		16.206	29.659	23.971		244,3	11:21'52.271
1	33.380	15.671	29.089	23.468	1'41.608	249,4	11:23'33.879
2	33.100	15.505	29.066	23.260	1'40.931	249,4	11:25'14.810
3	32.632	15.361	29.006	23.291	1'40.290	248,8	11:26'55.100
4	32.676	15.388	28.990	23.129	1'40.183	248,8	11:28'35.283
5	32.658	15.283	28.864	23.186	1'39.991	249,4	11:30'15.274
6	32.509	15.288	28.770	23.149	1'39.716	250,6	11:31'54.990
7	32.486	15.223	29.019	24.534	1'41.262	249,4	11:33'36.252
8	33.102	15.241	28.847	23.053	1'40.243	250,6	11:35'16.495
9	32.443	15.156	28.615	22.983	1'39.197	252,3	11:36'55.692
10	32.316	15.272	28.690	33.093	1'49.371P	251,2	11:38'45.063
11	11'35.155	15.347	28.881	23.254	12'42.637P	250,6	11:51'27.700
12	32.596	15.263	28.740	23.013	1'39.612	248,8	11:53'07.312
13	32.523	15.271	28.671	23.053	1'39.518	248,8	11:54'46.830
14	32.685	15.366	35.965	23.421	1'47.437	247,7	11:56'34.267
15	38.202	18.257	30.316	23.134	1'49.909C	222,7	11:58'24.176
16	32.425	15.451	28.554	23.138	1'39.568	253,5	12:00'03.744

21° 28 G. VAN STRAALEN [1'38.974]							
Lap	Seg.1	Seg.2	Seg.3	Seg.4	Lap Time	km/h	Local Time
		16.363	29.918	23.673		240,5	11:22'50.241
1	33.339	15.578	28.887	23.266	1'41.070	243,8	11:24'31.311
2	35.492	15.639	29.004	22.984	1'43.119	243,2	11:26'14.430
3	33.176	15.543	28.971	23.207	1'40.897	241,6	11:27'55.327
4	33.488	15.581	28.924	23.003	1'40.996	241,1	11:29'36.323
5	32.952	15.613	28.953	23.067	1'40.585	241,6	11:31'16.908
6	33.002	15.458	28.843	23.043	1'40.346	241,6	11:32'57.254
7	37.781	15.505	29.117	33.311	1'55.714P	242,2	11:34'52.968
8	8'17.717	15.678	28.823	23.199	9'25.417P	242,2	11:44'18.385
9	32.856	15.552	28.687	22.808	1'39.903	241,6	11:45'58.288
10	32.688	15.404	28.701	22.937	1'39.730C	241,6	11:47'38.018
11	32.681	15.385	28.750	22.832	1'39.648	241,1	11:49'17.666
12	33.167	15.486	28.921	23.051	1'40.625	241,6	11:50'58.291
13	32.485	15.266	28.719	22.847	1'39.317	242,2	11:52'37.608
14	32.654	15.401	28.877	23.027	1'39.959	241,1	11:54'17.567
15	32.642	15.271	28.765	22.786	1'39.464	241,6	11:55'57.031
16	33.148	15.645	29.007	22.713	1'40.513	240,0	11:57'37.544
17	32.481	15.262	28.522	22.709	1'38.974	242,7	11:59'16.518
18	38.670	15.571	29.048	23.043	1'46.332	242,2	12:01'02.850

24° 27 K. TOBA [1'39.204]							
Lap	Seg.1	Seg.2	Seg.3	Seg.4	Lap Time	km/h	Local Time
		17.174	30.058	24.098		234,8	11:22'16.058
1	33.449	15.647	28.989	23.351	1'41.436	245,5	11:23'57.494
2	33.012	15.614	28.735	23.369	1'40.730	248,8	11:25'38.224
3	32.435	15.691	28.556	23.483	1'40.165	250,0	11:27'18.389
4	32.372	15.495	28.620	23.140	1'39.627	242,7	11:28'58.016
5	32.661	15.662	29.028	23.457	1'40.808	242,7	11:30'38.824
6	32.699	15.617	28.706	23.187	1'40.209	242,7	11:32'19.033
7	32.693	15.780	28.585	23.159	1'40.217	242,2	11:33'59.250
8	32.700	15.820	28.655	34.294	1'51.469P	241,6	11:35'50.719
9	6'48.087	15.812	28.747	23.742	7'56.388P	244,3	11:43'47.107
10	32.451	15.530	28.225	22.998	1'39.204	243,2	11:45'26.311
11	32.591	15.395	28.233	23.007	1'39.226C	244,3	11:47'05.537
12	32.469	15.429	28.310	23.437	1'39.645	242,2	11:48'45.182
13	33.542	16.831	28.815	34.060	1'53.248P	210,5	11:50'38.430
14	4'50.485	16.334	35.051	23.109	6'04.979P	228,8	11:56'43.409
15	32.560	15.647	28.816	23.079	1'40.102C	242,2	11:58'23.511
16	32.287	15.296	28.410	23.534	1'39.527	251,7	12:00'03.038

22° 66 N. TUULI [1'39.150]							
Lap	Seg.1	Seg.2	Seg.3	Seg.4	Lap Time	km/h	Local Time
		16.216	29.257	24.118		241,1	11:22'16.427
1	33.314	15.752	28.992	23.490	1'41.548	246,0	11:23'57.975
2	33.022	15.565	28.702	23.136	1'40.425	246,6	11:25'38.400
3	32.628	15.543	28.723	23.385	1'40.279	245,5	11:27'18.679
4	33.176	15.711	29.041	23.136	1'41.064	248,3	11:28'59.743

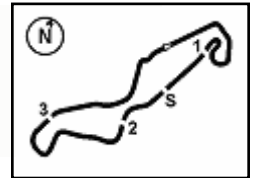
25° 21 M. RINALDI [1'39.211]							
Lap	Seg.1	Seg.2	Seg.3	Seg.4	Lap Time	km/h	Local Time
		16.601	29.919	23.855		240,5	11:22'56.842
1	33.468	15.840	28.992	23.480	1'41.780	243,2	11:24'38.622
2	33.045	15.697	28.869	23.235	1'40.846	242,2	11:26'19.468
3	32.773	15.514	28.766	23.014	1'40.067	242,7	11:27'59.535
4	32.663	15.559	28.685	22.979	1'39.886	242,2	11:29'39.421

11/04/2025 P = Pits In/Out - C = Lap Time Cancelled

These data/results cannot be reproduced, stored and/or transmitted in whole or in part by any manner of electronic, mechanical, photocopying, recording, broadcasting or otherwise now known or herein after developed without the previous express consent by the copyright owner, except for reproduction in daily press and regular printed publications on sale to the public within 60 days of the event related to those data/results and always provided that copyright symbol appears together as follows below.

© DORNA WSBK ORGANIZATION Srl 2025





TT Circuit Assen 4.542 m

Pirelli Dutch Round, 11-13 April 2025
Chronological Analysis Free Practice

5 / 6

5	32.477	15.406	28.549	22.941	1'39.373	242,2	11:31'18.794	8	3'18.590	15.744	29.094	23.414	4'26.842P	242,7	11:38'38.714
6	32.638	21.147	29.599	23.049	1'46.433	242,2	11:33'05.227	9	33.730	15.659	28.926	23.405	1'41.720	243,2	11:40'20.434
7	32.560	15.339	28.596	22.951	1'39.446	241,6	11:34'44.673	10	32.876	15.558	28.682	23.127	1'40.243	244,3	11:42'00.677
8	32.529	15.309	28.520	22.853	1'39.211	241,1	11:36'23.884	11	33.055	15.454	28.905	23.173	1'40.587	244,3	11:43'41.264
9	32.502	15.375	28.557	33.464	1'49.898P	241,6	11:38'13.782	12	33.272	15.660	28.785	32.589	1'50.306P	246,0	11:45'31.570
10	8'51.147	15.681	29.035	23.234	9'59.097P	238,4	11:48'12.879	13	3'06.054	15.593	28.733	23.320	4'13.700P	240,0	11:49'45.270
11	32.710	15.715	28.854	23.024	1'40.303	238,9	11:49'53.182	14	32.562	15.447	28.563	23.119	1'39.691	243,2	11:51'24.961
12	32.603	15.422	28.752	22.948	1'39.725	241,6	11:51'32.907	15	32.615	15.372	28.693	22.961	1'39.641	243,8	11:53'04.602
13	32.531	15.392	28.634	23.098	1'39.655	241,1	11:53'12.562	16	32.417	15.331	28.568	37.428	1'53.744P	245,5	11:54'58.346
14	32.613	15.401	28.732	22.887	1'39.633	240,5	11:54'52.195	17	2'37.994	15.468	28.848	23.334	3'45.644P	247,7	11:58'43.990
15	32.814	15.262	39.667	23.147	1'50.890	240,5	11:56'43.085	18	32.726	15.535	28.723	23.194	1'40.178	243,8	12:00'24.168
16	32.684	15.432	28.637	22.969	1'39.722C	241,6	11:58'22.807								
17	32.831	17.610	29.472	23.749	1'43.662	244,3	12:00'06.469								

26° 25 M. VAN DER VOORT [1'39.284]							
Lap	Seg1	Seg2	Seg3	Seg4	Lap Time	km/h	Local Time
		16.598	30.027	24.153		234,3	11:22'13.606
1	33.945	16.299	29.315	23.712	1'43.271	233,8	11:23'56.877
2	33.440	15.996	29.178	23.329	1'41.943	238,9	11:25'38.820
3	33.045	15.798	28.958	23.424	1'41.225	237,4	11:27'20.045
4	32.948	15.761	28.802	23.149	1'40.660	238,9	11:29'00.705
5	32.894	15.667	28.668	23.222	1'40.451	239,5	11:30'41.156
6	32.817	15.631	28.690	33.724	1'50.862P	237,4	11:32'32.018
7	4'45.501	15.965	29.113	23.663	5'54.042P	237,4	11:38'26.060
8	32.876	15.769	28.746	23.206	1'40.597	235,3	11:40'06.657
9	32.628	15.576	28.619	23.148	1'39.971	235,8	11:41'46.628
10	32.702	15.511	28.655	22.955	1'39.823	240,5	11:43'26.451
11	32.994	15.671	28.719	33.015	1'50.399P	236,3	11:45'16.850
12	7'46.099	15.640	28.689	23.034	8'53.462P	235,3	11:54'10.312
13	32.309	15.472	28.440	23.063	1'39.284	241,1	11:55'49.596
14	32.608	15.413	28.418	23.044	1'39.483	240,5	11:57'29.079
15	32.613	15.730	28.596	23.139	1'40.078	238,9	11:59'09.157
16	40.799	16.055	29.338	23.351	1'49.543	237,9	12:00'58.700

29° 31 Y. OKAMOTO [1'39.743]							
Lap	Seg1	Seg2	Seg3	Seg4	Lap Time	km/h	Local Time
		18.919	33.131	27.506		231,8	11:22'08.436
1	35.516	16.852	30.028	25.733	1'48.129	237,9	11:23'56.565
2	34.818	16.257	29.574	24.997	1'45.646	250,6	11:25'42.211
3	34.185	16.536	29.494	24.781	1'44.996	244,9	11:27'27.207
4	33.829	16.289	29.487	24.333	1'43.938	245,5	11:29'11.145
5	33.746	16.143	29.487	24.443	1'43.819	245,5	11:30'54.964
6	34.828	15.983	29.891	24.028	1'44.730	246,6	11:32'39.694
7	33.424	15.560	28.858	23.640	1'41.482	248,3	11:34'21.176
8	33.240	15.600	28.781	23.431	1'41.052	246,6	11:36'02.228
9	32.968	15.802	28.972	38.254	1'55.996P	246,0	11:37'58.224
10	6'23.656	16.151	29.213	23.922	7'32.942P	244,3	11:45'31.166
11	33.438	15.602	29.064	23.828	1'41.932C	245,5	11:47'13.098
12	33.118	15.819	29.214	23.437	1'41.588	238,4	11:48'54.686
13	32.923	15.544	29.085	23.460	1'41.012	246,6	11:50'35.698
14	33.137	15.609	28.879	23.621	1'41.246	244,9	11:52'16.944
15	32.901	15.557	28.830	23.453	1'40.741	243,2	11:53'57.685
16	32.886	15.520	28.808	23.247	1'40.461	247,1	11:55'38.146
17	32.969	15.667	28.777	23.242	1'40.655	244,3	11:57'18.801
18	33.043	15.487	28.755	23.020	1'40.305	244,9	11:58'59.106
19	32.638	15.320	28.722	23.063	1'39.743	247,1	12:00'38.849

27° 45 L. DE VLEESCHAUWER [1'39.409]							
Lap	Seg1	Seg2	Seg3	Seg4	Lap Time	km/h	Local Time
		16.762	32.326	25.573		243,2	11:22'08.065
1	34.151	15.791	29.369	23.266	1'42.577	242,7	11:23'50.642
2	32.993	15.468	29.032	23.356	1'40.849	247,1	11:25'31.491
3	32.730	15.458	28.808	22.945	1'39.941	242,7	11:27'11.432
4	32.775	15.385	28.861	23.201	1'40.222	243,2	11:28'51.654
5	32.945	15.470	29.040	22.977	1'40.432	244,9	11:30'32.086
6	33.051	15.460	28.866	36.249	1'53.626P	243,8	11:32'25.712
7	5'16.138	15.904	29.672	24.492	6'26.206P	242,2	11:38'51.918
8	33.037	15.547	28.862	23.063	1'40.509	243,8	11:40'32.427
9	32.806	15.381	28.772	22.999	1'39.958	242,7	11:42'12.385
10	32.622	15.356	28.712	22.809	1'39.499	244,3	11:43'51.884
11	32.566	15.337	28.641	22.991	1'39.535	245,5	11:45'31.419
12	32.792	15.472	31.660	23.133	1'43.057C	242,7	11:47'14.476
13	32.517	15.324	28.705	22.863	1'39.409	247,7	11:48'53.885
14	32.847	15.304	28.718	33.525	1'50.394P	244,3	11:50'44.279
15	3'45.556	15.757	29.073	23.004	4'53.390P	242,2	11:55'37.669

30° 68 L. POWER [1'40.113]							
Lap	Seg1	Seg2	Seg3	Seg4	Lap Time	km/h	Local Time
		16.275	30.100	34.057		246,0	11:22'10.824
1	2'11.364	16.223	29.625	23.632	3'20.844P	237,9	11:25'31.668
2	33.097	15.576	29.486	23.752	1'41.911	245,5	11:27'13.579
3	32.878	15.591	29.064	23.353	1'40.886	243,8	11:28'54.465
4	32.803	15.557	28.901	23.476	1'40.737	243,8	11:30'35.202
5	32.718	15.427	28.816	23.152	1'40.113	246,0	11:32'15.315
6	32.797	15.881	29.036	33.659	1'51.373P	232,3	11:34'06.688
7	5'36.869	15.685	29.139	28.148	6'49.841P	242,7	11:40'56.529
8	32.751	15.471	28.760	23.251	1'40.233	242,7	11:42'36.762
9	32.839	15.812	28.859	24.382	1'41.892	231,3	11:44'18.654

31° 33 E. MONTERO [1'40.610]							
Lap	Seg1	Seg2	Seg3	Seg4	Lap Time	km/h	Local Time
		17.227	30.980	25.066		240,5	11:22'54.543
1	34.487	16.253	30.074	24.219	1'45.033	242,7	11:24'39.576
2	33.503	15.996	29.447	24.206	1'43.152	242,7	11:26'22.728
3	33.567	16.064	29.311	23.955	1'42.897	242,2	11:28'05.625
4	34.652	16.185	29.400	23.690	1'43.927	241,6	11:29'49.552
5	33.215	16.025	29.111	23.609	1'41.960	242,2	11:31'31.512
6	33.150	15.903	28.963	23.444	1'41.460	241,6	11:33'12.972
7	33.230	15.825	28.952	23.332	1'41.339	242,2	11:34'54.311
8	33.028	15.734	29.017	23.353	1'41.132	242,7	11:36'35.443
9	35.754	15.989	29.106	34.938	1'55.787P	241,1	11:38'31.230
10	4'41.724	15.769	28.938	23.419	5'49.850P	247,1	11:44'21.080
11	33.050	15.435	28.785	23.479	1'40.749	248,3	11:46'01.829
12	33.061	15.557	28.903	23.372	1'40.893C	246,0	11:47'42.722

28° 7 L. VENEMAN [1'39.641]							
Lap	Seg1	Seg2	Seg3	Seg4	Lap Time	km/h	Local Time
		16.494	30.149	24.451		241,6	11:22'08.615
1	34.708	15.943	29.391	23.694	1'43.736	248,3	11:23'52.351
2	33.828	15.736	29.474	23.484	1'42.522	243,8	11:25'34.873
3	33.565	15.693	29.076	23.403	1'41.737	242,7	11:27'16.610
4	33.071	15.537	28.805	23.237	1'40.650	245,5	11:28'57.260
5	33.810	15.677	29.041	23.469	1'41.997	247,1	11:30'39.257
6	33.164	15.535	28.891	23.157	1'40.747	244,9	11:32'20.004
7	33.433	15.589	29.190	33.656	1'51.868P	244,9	11:34'11.872

11/04/2025 P = Pits In/Out - C = Lap Time Cancelled

These data/results cannot be reproduced, stored and/or transmitted in whole or in part by any manner of electronic, mechanical, photocopying, recording, broadcasting or otherwise now known or herein after developed without the previous express consent by the copyright owner, except for reproduction in daily press and regular printed publications on sale to the public within 60 days of the event related to those data/results and always provided that copyright symbol appears together as follows below.

© DORNA WSBK ORGANIZATION Srl 2025



Pirelli Dutch Round, 11-13 April 2025
Chronological Analysis Free Practice

6 / 6

13	33.248	15.811	29.045	23.589	1'41.693	238,9	11:49'24.415	12	33.244	15.918	28.956	23.799	1'41.917	246,6	11:51'12.317
14	33.219	15.656	28.909	23.436	1'41.220	243,2	11:51'05.635	13	33.147	15.739	29.067	23.778	1'41.731	244,3	11:52'54.048
15	33.063	15.717	28.917	23.499	1'41.196	242,7	11:52'46.831	14	33.246	15.897	29.091	23.799	1'42.033	242,2	11:54'36.081
16	32.995	15.616	28.838	23.334	1'40.783	241,6	11:54'27.614	15	33.374	15.911	28.987	23.936	1'42.208	237,9	11:56'18.289
17	32.928	15.585	28.885	23.212	1'40.610	241,1	11:56'08.224	16	33.289	15.727	29.008	23.873	1'41.897C	242,7	11:58'00.186
18	42.179	18.444	29.103	23.253	1'52.979	188,2	11:58'01.203	17	33.191	15.881	29.209	24.122	1'42.403	245,5	11:59'42.589
19	33.072	15.539	28.917	23.750	1'41.278	244,9	11:59'42.481	18	33.382	15.706	28.998	23.626	1'41.712	244,9	12:01'24.301
20	32.976	15.518	28.977	23.177	1'40.648	242,7	12:01'23.129								

32° 4 L. ARBEL [1'40.677]

Lap	Seg1	Seg2	Seg3	Seg4	Lap Time	km/h	Local Time
		17.235	30.258	24.655		234,3	11:22'09.173
1	34.613	16.286	29.456	24.136	1'44.491	241,1	11:23'53.664
2	33.480	16.044	29.293	23.826	1'42.643	241,6	11:25'36.307
3	33.246	15.879	29.088	24.069	1'42.282	240,5	11:27'18.589
4	33.045	16.115	29.089	23.785	1'42.034	240,0	11:29'00.623
5	33.225	15.800	28.778	23.635	1'41.438	240,5	11:30'42.061
6	32.914	15.768	29.170	23.824	1'41.676	240,5	11:32'23.737
7	32.964	15.804	29.231	23.850	1'41.849	238,4	11:34'05.586
8	33.191	15.854	29.007	23.734	1'41.786	235,3	11:35'47.372
9	33.445	16.159	29.507	33.836	1'52.947P	235,3	11:37'40.319
10	5'31.756	16.221	28.989	23.567	6'40.533P	236,3	11:44'20.852
11	32.717	15.633	28.813	23.514	1'40.677	240,0	11:46'01.529
12	32.873	15.754	29.492	23.844	1'41.963C	237,9	11:47'43.492
13	32.763	15.784	28.999	23.635	1'41.181	238,4	11:49'24.673
14	33.358	16.102	29.530	25.255	1'44.245	234,3	11:51'08.918
15	32.666	15.866	28.969	23.540	1'41.041	235,3	11:52'49.959
16	32.698	15.789	28.945	23.502	1'40.934	236,8	11:54'30.893
17	35.199	16.107	29.606	25.830	1'46.742	233,3	11:56'17.635
18	36.097	16.109	29.276	23.479	1'44.961C	236,3	11:58'02.596
19	32.790	15.683	28.898	23.480	1'40.851	238,9	11:59'43.447
20	32.964	15.781	29.011	23.832	1'41.588	240,0	12:01'25.035

33° 63 S. AZMAN [1'41.543]

Lap	Seg1	Seg2	Seg3	Seg4	Lap Time	km/h	Local Time
		18.783	32.963	26.540		237,4	11:22'07.623
1	35.505	16.180	29.559	24.183	1'45.427	241,6	11:23'53.050
2	33.682	15.878	30.370	24.134	1'44.064	244,9	11:25'37.114
3	33.348	15.884	29.248	23.744	1'42.224	243,8	11:27'19.338
4	33.476	16.415	29.901	24.024	1'43.816	232,8	11:29'03.154
5	33.685	16.041	29.541	34.926	1'54.193P	241,1	11:30'57.347
6	4'02.187	16.037	29.360	23.985	5'11.569P	243,8	11:36'08.916
7	33.243	15.997	29.174	23.774	1'42.188	240,0	11:37'51.104
8	34.017	16.548	30.361	34.285	1'55.211P	235,8	11:39'46.315
9	4'56.174	16.238	29.289	23.922	6'05.623P	241,1	11:45'51.938
10	33.115	15.858	28.948	23.814	1'41.735C	240,0	11:47'33.673
11	33.059	15.842	28.932	23.710	1'41.543	240,5	11:49'15.216
12	36.394	16.084	31.184	34.645	1'58.307P	236,3	11:51'13.523

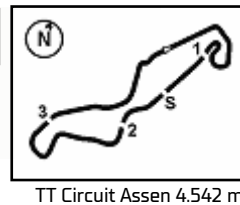
34° 22 A. CARRASCO [1'41.712]

Lap	Seg1	Seg2	Seg3	Seg4	Lap Time	km/h	Local Time
		16.830	31.052	25.609		240,5	11:22'13.817
1	34.416	16.297	29.863	24.460	1'45.036	246,0	11:23'58.853
2	33.952	16.052	29.525	24.288	1'43.817	246,6	11:25'42.670
3	34.091	16.414	29.643	24.929	1'45.077	246,6	11:27'27.747
4	33.736	16.080	32.956	24.254	1'47.026	246,0	11:29'14.773
5	33.817	15.982	29.389	24.339	1'43.527	243,2	11:30'58.300
6	33.645	15.927	29.512	24.099	1'43.183	245,5	11:32'41.483
7	33.518	15.715	29.253	23.939	1'42.425	247,1	11:34'23.908
8	33.511	15.941	29.154	34.189	1'52.795P	245,5	11:36'16.703
9	8'40.082	16.076	29.329	24.029	9'49.516CP	243,2	11:46'06.219
10	33.487	15.923	28.959	23.808	1'42.177C	242,7	11:47'48.396
11	33.214	15.855	29.045	23.890	1'42.004	242,2	11:49'30.400

11/04/2025 P = Pits In/Out - C = Lap Time Cancelled

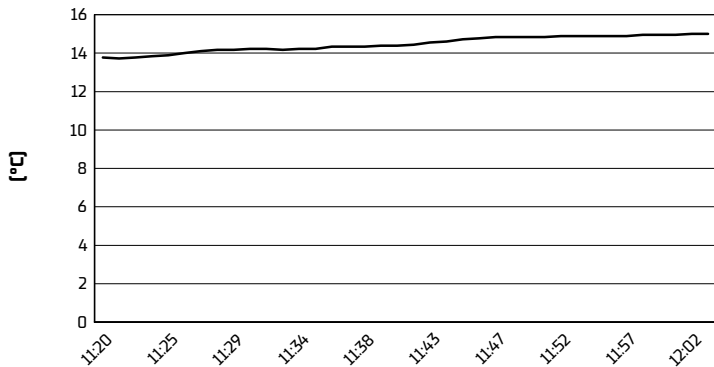
These data/results cannot be reproduced, stored and/or transmitted in whole or in part by any manner of electronic, mechanical, photocopying, recording, broadcasting or otherwise now known or herein after developed without the previous express consent by the copyright owner, except for reproduction in daily press and regular printed publications on sale to the public within 60 days of the event related to those data/results and always provided that copyright symbol appears together as follows below.

© DORNA WSBK ORGANIZATION Srl 2025

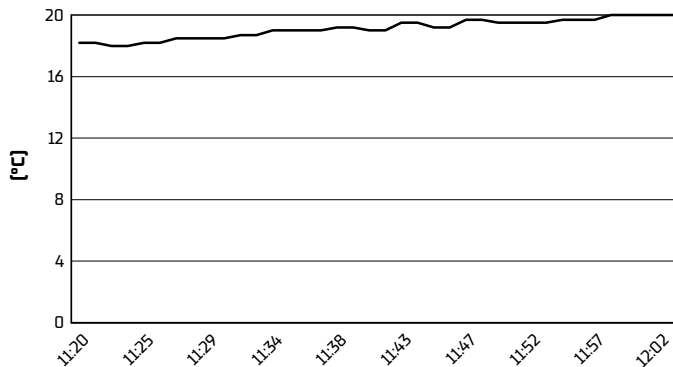


Pirelli Dutch Round, 11-13 April 2025
Weather Report Free Practice
Session started 11:20 - Session ended 12:04

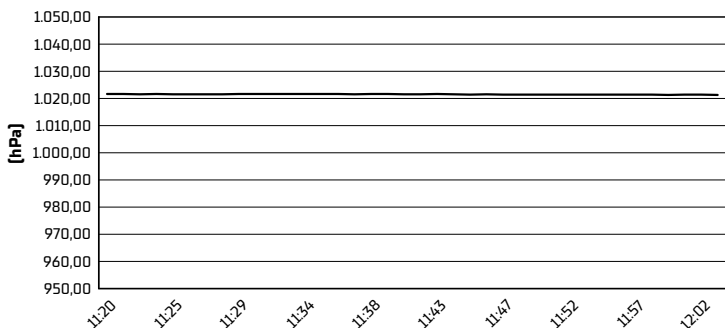
Air Temperature



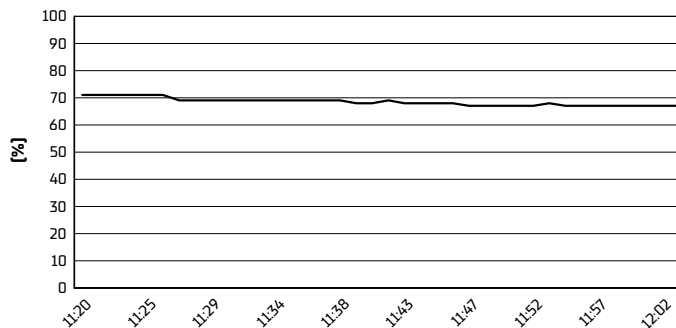
Track Temperature



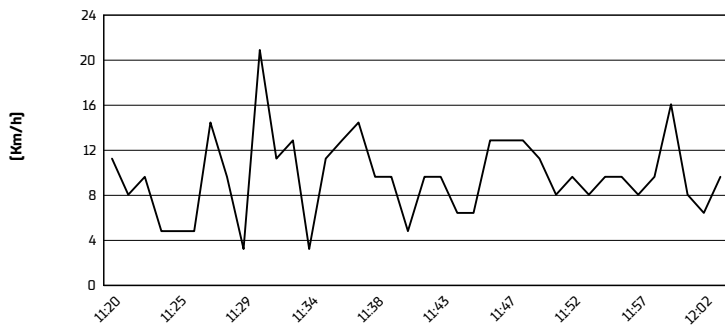
Air Pressure



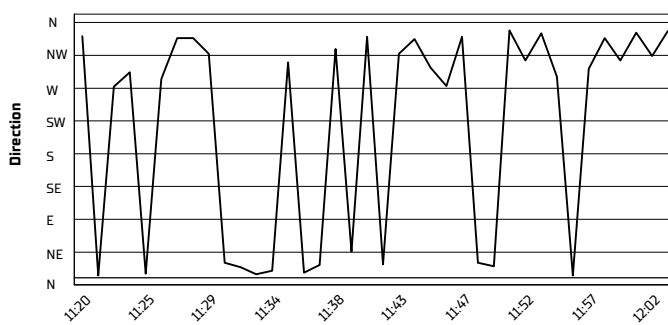
Humidity



Wind Speed



Wind Direction



11/04/2025
These data/results cannot be reproduced, stored and/or transmitted in whole or in part by any manner of electronic, mechanical, photocopying, recording, broadcasting or otherwise now known or herein after developed without the previous express consent by the copyright owner, except for reproduction in daily press and regular printed publications on sale to the public within 60 days of the event related to those data/results and always provided that copyright symbol appears together as follows below.
© DORNA WSBK ORGANIZATION Srl 2025