

Pirelli Dutch Round, 11-13 April 2025
Results Warm Up 1

1 / 2

No.	Rider	Nat	Team	Bike	Class	Time	Gap	Rel.	Laps	Speed	
										Avg	Max
1	53 V. DEBISE	FRA	Renzi Corse	Ducati Panigale V2		1'37.328			6	168,001	251,2
2	62 S. MANZI	ITA	Pata Yamaha Ten Kate Racing	Yamaha YZF R9		1'37.529	0.201	0.201	6	167,655	253,5
3	61 C. ONCU	TUR	Yamaha BLU CRU Evan Bros Team	Yamaha YZF R9		1'37.626	0.298	0.097	5	167,488	255,3
4	11 B. BENDSNEYDER	NED	MV Agusta Reparto Corse	MV Agusta F3 800 RR		1'37.639	0.311	0.013	5	167,466	255,9
5	94 L. MAHIAS	FRA	GMT94-YAMAHA	Yamaha YZF R9		1'37.646	0.318	0.007	5	167,454	247,7
6	64 F. CARICASULO	ITA	Motozoo ME air Racing	MV Agusta F3 800 RR		1'37.821	0.493	0.175	6	167,154	250,0
7	23 M. SCHROETTER	GER	WRP Racing	Ducati Panigale V2		1'37.862	0.534	0.041	5	167,084	251,7
8	77 F. FARIOLI	ITA	MV Agusta Reparto Corse	MV Agusta F3 800 RR		1'38.065	0.737	0.203	5	166,738	255,3
9	69 T. BOOTH-AMOS	GBR	PTR Triumph Factory Racing	Triumph Street Triple RS 765		1'38.104	0.776	0.039	5	166,672	253,5
10	57 A. MAHENDRA	INA	Yamaha BLU CRU Evan Bros Team	Yamaha YZF R9		1'38.105	0.777	0.001	5	166,670	255,3
11	65 P. OETTL	GER	Feel Racing WorldSSP Team	Ducati Panigale V2		1'38.180	0.852	0.075	5	166,543	255,3
12	32 O. BAYLISS	AUS	PTR Triumph Factory Racing	Triumph Street Triple RS 765		1'38.260	0.932	0.080	6	166,407	255,9
13	27 K. TOBA	JPN	PETRONAS MIE Honda Racing Team	Honda CBR600RR		1'38.562	1.234	0.302	5	165,898	254,1
14	5 N. ANTONELLI	ITA	VFT Racing	Yamaha YZF R9		1'38.568	1.240	0.006	5	165,888	255,3
15	50 O. VOSTATEK	CZE	WRP Racing	Ducati Panigale V2		1'38.590	1.262	0.022	5	165,850	251,7
16	6 C. PEROLARI	FRA	Honda Racing World Supersport	Honda CBR600RR	*	1'38.642	1.314	0.052	5	165,763	250,0
17	21 M. RINALDI	ITA	GMT94-YAMAHA	Yamaha YZF R9		1'38.678	1.350	0.036	5	165,703	246,0
18	25 M. VAN DER VOORT	NED	Track and Trades Wixx Racing	Ducati Panigale V2		1'38.888	1.560	0.210	5	165,351	248,8
19	43 S. JESPERSEN	DEN	Ecosantagata Althea Racing Team	Ducati Panigale V2		1'38.981	1.653	0.093	5	165,195	256,5
20	28 G. VAN STRAALEN	NED	D34G WorldSSP Racing Team	Ducati Panigale V2		1'39.061	1.733	0.080	6	165,062	247,7
21	51 J. MASIA	ESP	Orelac Racing Verdnatura	Ducati Panigale V2		1'39.107	1.779	0.046	5	164,985	254,1
22	24 L. TACCINI	ITA	Ecosantagata Althea Racing Team	Ducati Panigale V2		1'39.276	1.948	0.169	5	164,704	255,3
23	52 J. ALCOBA	ESP	Kawasaki WorldSSP Team	Kawasaki ZX-6R 636		1'39.310	1.982	0.034	4	164,648	252,9
24	20 X. CARDELUS	AND	Orelac Racing Verdnatura	Ducati Panigale V2		1'39.403	2.075	0.093	5	164,494	251,2
25	31 Y. OKAMOTO	JPN	Pata Yamaha Ten Kate Racing	Yamaha YZF R9		1'39.517	2.189	0.114	5	164,306	252,3
26	68 L. POWER	AUS	Motozoo ME air Racing	MV Agusta F3 800 RR		1'39.859	2.531	0.342	5	163,743	253,5
27	4 L. ARBEL	FRA	Team Flembbo-Pilote Moto Production	MV Agusta F3 800 RR		1'39.913	2.585	0.054	5	163,654	248,3
28	45 L. DE VLEESCHAUWER	BEL	Track and Trades Wixx Racing	Ducati Panigale V2		1'39.991	2.663	0.078	5	163,527	251,7
29	66 N. TUULI	FIN	QJMOTOR Factory Racing	QJMOTOR SRK 800 RR	*	1'40.075	2.747	0.084	4	163,389	244,3
30	33 E. MONTERO	ESP	D34G WorldSSP Racing Team	Ducati Panigale V2	*	1'40.742	3.414	0.667	5	162,308	251,2
31	7 L. VENEMAN	NED	EAB Racing Team	Ducati Panigale V2		1'40.905	3.577	0.163	4	162,045	252,3
32	22 A. CARRASCO	ESP	Honda Racing World Supersport	Honda CBR600RR	*	1'41.146	3.818	0.241	5	161,659	253,5
33	63 S. AZMAN	MAS	PETRONAS MIE Honda Racing Team	Honda CBR600RR		1'41.964	4.636	0.818	4	160,362	252,9

Qualifying Lap Time [105% of 1'37.328]: 1'42.195

* WorldSSP Challenge

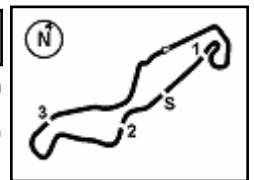
AIR	Humidity:	66%	Temp:	13°C
TRACK	Condition:	Dry	Temp:	15°C

Records	Pole	[SP]	2025 C.Oncu	1'36.184	170,000	Km/h
	Race	[RC2]	2023 N.Bulega	1'37.607	167,520	Km/h
	All Times	[SP]	2025 C.Oncu	1'36.184	170,000	Km/h

Start 12/04/2025 10:10 End 10:24 The results are provisional until the end of the time limit for protests and appeals and the completion of the technical checks.

These data/results cannot be reproduced, stored and/or transmitted in whole or in part by any manner of electronic, mechanical, photocopying, recording, broadcasting or otherwise now known or herein after developed without the previous express consent by the copyright owner, except for reproduction in daily press and regular printed publications on sale to the public within 60 days of the event related to those data/results and always provided that copyright symbol appears together as follows below.

© DORNA WSBK ORGANIZATION Srl 2025



Pirelli Dutch Round, 11-13 April 2025
Results Warm Up 1

Session Highlights

Local Time	No. Rider	Description
10.10.00		Start of Session
10.13.43	62 S. MANZI	#62 Lap Cancelled [1'37.949] - Course Cutting on Previous Lap - Turn 17
10.13.59	65 P. OETTL	#65 Lap Time Cancelled [1'38.355] - Exceeded Track Limits - Turn 18
10.14.31	77 F. FARIOLI	#77 Lap Time Cancelled [1'40.254] - Exceeded Track Limits - Turn 18
10.15.56	27 K. TOBA	#27 Lap Time Cancelled [1'39.320] - Exceeded Track Limits - Turn 18
10.16.07	33 E. MONTERO	#33 Lap Cancelled [1'40.359] - Course Cutting - Turn 17
10.16.20	65 P. OETTL	#65 Lap Time Cancelled [1'39.201] - Exceeded Track Limits - Turn 18
10.16.44	77 F. FARIOLI	#77 Lap Time Cancelled [1'38.773] - Exceeded Track Limits - Turn 17
10.17.07	33 E. MONTERO	#33 Lap Cancelled [1'41.271] - Course Cutting on Previous Lap - Turn 17
10.17.40	24 L. TACCINI	#24 Lap Time Cancelled [1'41.479] - Exceeded Track Limits - Turn 18
10.18.05	28 G. VAN STRAALEN	#28 Lap Time Cancelled [1'39.135] - Exceeded Track Limits - Turn 17
10.18.32	31 Y. OKAMOTO	#31 Lap Time Cancelled [1'40.650] - Exceeded Track Limits - Turn 18
10.18.54	57 A. MAHENDRA	#57 Lap Time Cancelled [1'38.455] - Exceeded Track Limits - Turn 18
10.19.15	24 L. TACCINI	#24 Lap Time Cancelled [1'41.479] - Exceeded Track Limits - Turn 18
10.20.30	69 T. BOOTH-AMOS	#69 Lap Time Cancelled [1'37.800] - Exceeded Track Limits - Turn 17
10.21.54	24 L. TACCINI	#24 Lap Time Cancelled [1'42.642] - Exceeded Track Limits - Turn 17
10.21.55	23 M. SCHROETTER	#23 Lap Cancelled [1'42.023] - Course Cutting - Turn 17
10.22.23	23 M. SCHROETTER	#23 Lap Cancelled [1'37.360] - Course Cutting on Previous Lap - Turn 17
10.24.33		End of Session

Fastest Laps Sequence

No.	Rider	Nat	Team	Bike	Local Time	Time	Gap	Avg
53	V. DEBISE	FRA	Renzi Corse	Ducati Panigale V2	10:13'18.447	1'38.164		166,570
64	F. CARICASULO	ITA	Motozoo ME air Racing	MV Agusta F3 800 RR	10:13'19.176	1'38.129	-0.035	166,630
11	B. BENDSNEYDER	NED	MV Agusta Reparto Corse	MV Agusta F3 800 RR	10:14'04.278	1'37.817	-0.312	167,161
53	V. DEBISE	FRA	Renzi Corse	Ducati Panigale V2	10:14'56.057	1'37.610	-0.207	167,516
53	V. DEBISE	FRA	Renzi Corse	Ducati Panigale V2	10:16'33.385	1'37.328	-0.282	168,001

12/04/2025 Start 10:10 End 10:24 The results are provisional until the end of the time limit for protests and appeals and the completion of the technical checks.

These data/results cannot be reproduced, stored and/or transmitted in whole or in part by any manner of electronic, mechanical, photocopying, recording, broadcasting or otherwise now known or herein after developed without the previous express consent by the copyright owner, except for reproduction in daily press and regular printed publications on sale to the public within 60 days of the event related to those data/results and always provided that copyright symbol appears together as follows below.

© DORNA WSBK ORGANIZATION Srl 2025

Pirelli Dutch Round, 11-13 April 2025
Best Sectors & Speed Warm Up 1

BEST LAP		
1	53 V. DEBISE	Ducati Panigale V2 1'37.328
2	62 S. MANZI	Yamaha YZF R9 1'37.529
3	61 C. ONCU	Yamaha YZF R9 1'37.626
4	11 B. BENDSNEYDER	MV Agusta F3 800 RR 1'37.639
5	94 L. MAHIAS	Yamaha YZF R9 1'37.646
6	64 F. CARICASULO	MV Agusta F3 800 RR 1'37.821
7	23 M. SCHROETTER	Ducati Panigale V2 1'37.862
8	77 F. FARIOLI	MV Agusta F3 800 RR 1'38.065
9	69 T. BOOTH-AMOS	Triumph Street Triple RS 765 1'38.104
10	57 A. MAHENDRA	Yamaha YZF R9 1'38.105
11	65 P. OETTL	Ducati Panigale V2 1'38.180
12	32 D. BAYLISS	Triumph Street Triple RS 765 1'38.260
13	27 K. TOBA	Honda CBR600RR 1'38.562
14	5 N. ANTONELLI	Yamaha YZF R9 1'38.568
15	50 D. VOSTATEK	Ducati Panigale V2 1'38.590
16	6 C. PEROLARI	Honda CBR600RR 1'38.642
17	21 M. RINALDI	Yamaha YZF R9 1'38.678
18	25 M. VAN DER VOORT	Ducati Panigale V2 1'38.888
19	43 S. JESPERSEN	Ducati Panigale V2 1'38.981
20	28 G. VAN STRAALEN	Ducati Panigale V2 1'39.061
21	51 J. MASIA	Ducati Panigale V2 1'39.107
22	24 L. TACCINI	Ducati Panigale V2 1'39.276
23	52 J. ALCOBA	Kawasaki ZX-6R 636 1'39.310
24	20 X. CARDELUS	Ducati Panigale V2 1'39.403
25	31 Y. OKAMOTO	Yamaha YZF R9 1'39.517
26	68 L. POWER	MV Agusta F3 800 RR 1'39.859
27	4 L. ARBEL	MV Agusta F3 800 RR 1'39.913
28	45 L. DE VLEESCHAUWER	Ducati Panigale V2 1'39.991
29	66 N. TUULI	QJMOTOR SRK 800 RR 1'40.075
30	33 E. MONTERO	Ducati Panigale V2 1'40.742
31	7 L. VENEMAN	Ducati Panigale V2 1'40.905
32	22 A. CARRASCO	Honda CBR600RR 1'41.146
33	63 S. AZMAN	Honda CBR600RR 1'41.964

SPEED		
1	43 S. JESPERSEN	Ducati Panigale V2 256,5
2	11 B. BENDSNEYDER	MV Agusta F3 800 RR 255,9
3	32 D. BAYLISS	Triumph Street Triple RS 765 255,9
4	77 F. FARIOLI	MV Agusta F3 800 RR 255,3
5	24 L. TACCINI	Ducati Panigale V2 255,3
6	65 P. OETTL	Ducati Panigale V2 255,3
7	57 A. MAHENDRA	Yamaha YZF R9 255,3
8	5 N. ANTONELLI	Yamaha YZF R9 255,3
9	61 C. ONCU	Yamaha YZF R9 255,3
10	51 J. MASIA	Ducati Panigale V2 254,1
11	27 K. TOBA	Honda CBR600RR 254,1
12	62 S. MANZI	Yamaha YZF R9 253,5
13	22 A. CARRASCO	Honda CBR600RR 253,5
14	68 L. POWER	MV Agusta F3 800 RR 253,5
15	69 T. BOOTH-AMOS	Triumph Street Triple RS 765 253,5
16	52 J. ALCOBA	Kawasaki ZX-6R 636 252,9
17	63 S. AZMAN	Honda CBR600RR 252,9
18	31 Y. OKAMOTO	Yamaha YZF R9 252,3
19	7 L. VENEMAN	Ducati Panigale V2 252,3
20	45 L. DE VLEESCHAUWER	Ducati Panigale V2 251,7
21	50 D. VOSTATEK	Ducati Panigale V2 251,7
22	23 M. SCHROETTER	Ducati Panigale V2 251,7
23	33 E. MONTERO	Ducati Panigale V2 251,2
24	53 V. DEBISE	Ducati Panigale V2 251,2
25	20 X. CARDELUS	Ducati Panigale V2 251,2
26	6 C. PEROLARI	Honda CBR600RR 250,0
27	64 F. CARICASULO	MV Agusta F3 800 RR 250,0
28	25 M. VAN DER VOORT	Ducati Panigale V2 248,8
29	4 L. ARBEL	MV Agusta F3 800 RR 248,3
30	94 L. MAHIAS	Yamaha YZF R9 247,7
31	28 G. VAN STRAALEN	Ducati Panigale V2 247,7
32	21 M. RINALDI	Yamaha YZF R9 246,0
33	66 N. TUULI	QJMOTOR SRK 800 RR 244,3

SEG. 1	
1	61 C. ONCU 31.813
2	53 V. DEBISE 31.838
3	62 S. MANZI 31.865
4	23 M. SCHROETTER 31.878
5	11 B. BENDSNEYDER 31.885
6	64 F. CARICASULO 31.925
7	94 L. MAHIAS 31.989
8	69 T. BOOTH-AMOS 31.998
9	32 D. BAYLISS 32.018
10	77 F. FARIOLI 32.032
11	65 P. OETTL 32.033
12	57 A. MAHENDRA 32.116
13	21 M. RINALDI 32.201
14	5 N. ANTONELLI 32.233
15	6 C. PEROLARI 32.238
16	43 S. JESPERSEN 32.270
17	27 K. TOBA 32.271
18	50 D. VOSTATEK 32.273
19	25 M. VAN DER VOORT 32.318
20	51 J. MASIA 32.365
21	20 X. CARDELUS 32.430
22	28 G. VAN STRAALEN 32.443
23	24 L. TACCINI 32.516
24	52 J. ALCOBA 32.526
25	4 L. ARBEL 32.537
26	31 Y. OKAMOTO 32.600
27	68 L. POWER 32.624
28	66 N. TUULI 32.654
29	45 L. DE VLEESCHAUWER 32.654
30	22 A. CARRASCO 32.801
31	33 E. MONTERO 32.928
32	7 L. VENEMAN 33.122
33	63 S. AZMAN 33.398

SEG. 2	
1	62 S. MANZI 14.819
2	53 V. DEBISE 14.922
3	11 B. BENDSNEYDER 14.964
4	57 A. MAHENDRA 15.002
5	50 D. VOSTATEK 15.010
6	94 L. MAHIAS 15.019
7	23 M. SCHROETTER 15.021
8	77 F. FARIOLI 15.047
9	65 P. OETTL 15.049
10	69 T. BOOTH-AMOS 15.053
11	24 L. TACCINI 15.063
12	28 G. VAN STRAALEN 15.077
13	43 S. JESPERSEN 15.078
14	51 J. MASIA 15.088
15	61 C. ONCU 15.095
16	64 F. CARICASULO 15.110
17	32 D. BAYLISS 15.129
18	21 M. RINALDI 15.141
19	20 X. CARDELUS 15.149
20	27 K. TOBA 15.180
21	5 N. ANTONELLI 15.195
22	52 J. ALCOBA 15.206
23	68 L. POWER 15.213
24	25 M. VAN DER VOORT 15.218
25	6 C. PEROLARI 15.234
26	45 L. DE VLEESCHAUWER 15.249
27	33 E. MONTERO 15.250
28	31 Y. OKAMOTO 15.258
29	66 N. TUULI 15.278
30	7 L. VENEMAN 15.428
31	4 L. ARBEL 15.451
32	22 A. CARRASCO 15.622
33	63 S. AZMAN 15.692

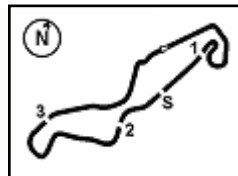
SEG. 3	
1	53 V. DEBISE 27.897
2	23 M. SCHROETTER 28.002
3	62 S. MANZI 28.028
4	64 F. CARICASULO 28.035
5	61 C. ONCU 28.055
6	94 L. MAHIAS 28.060
7	11 B. BENDSNEYDER 28.084
8	69 T. BOOTH-AMOS 28.152
9	27 K. TOBA 28.193
10	32 D. BAYLISS 28.210
11	57 A. MAHENDRA 28.217
12	5 N. ANTONELLI 28.221
13	65 P. OETTL 28.287
14	21 M. RINALDI 28.297
15	77 F. FARIOLI 28.298
16	25 M. VAN DER VOORT 28.304
17	6 C. PEROLARI 28.307
18	31 Y. OKAMOTO 28.438
19	28 G. VAN STRAALEN 28.482
20	50 D. VOSTATEK 28.526
21	24 L. TACCINI 28.528
22	43 S. JESPERSEN 28.539
23	4 L. ARBEL 28.575
24	20 X. CARDELUS 28.599
25	51 J. MASIA 28.646
26	45 L. DE VLEESCHAUWER 28.663
27	52 J. ALCOBA 28.670
28	66 N. TUULI 28.760
29	68 L. POWER 28.790
30	7 L. VENEMAN 28.845
31	33 E. MONTERO 28.933
32	22 A. CARRASCO 28.945
33	63 S. AZMAN 29.054

SEG. 4	
1	62 S. MANZI 22.543
2	11 B. BENDSNEYDER 22.568
3	94 L. MAHIAS 22.578
4	61 C. ONCU 22.611
5	53 V. DEBISE 22.635
6	64 F. CARICASULO 22.664
7	69 T. BOOTH-AMOS 22.674
8	65 P. OETTL 22.684
9	50 D. VOSTATEK 22.686
10	77 F. FARIOLI 22.688
11	57 A. MAHENDRA 22.695
12	32 D. BAYLISS 22.719
13	23 M. SCHROETTER 22.782
14	6 C. PEROLARI 22.820
15	28 G. VAN STRAALEN 22.845
16	25 M. VAN DER VOORT 22.864
17	27 K. TOBA 22.875
18	24 L. TACCINI 22.878
19	43 S. JESPERSEN 22.887
20	5 N. ANTONELLI 22.897
21	21 M. RINALDI 22.907
22	52 J. ALCOBA 22.908
23	51 J. MASIA 22.980
24	31 Y. OKAMOTO 23.052
25	20 X. CARDELUS 23.052
26	68 L. POWER 23.099
27	66 N. TUULI 23.153
28	45 L. DE VLEESCHAUWER 23.176
29	4 L. ARBEL 23.212
30	7 L. VENEMAN 23.254
31	33 E. MONTERO 23.392
32	63 S. AZMAN 23.585
33	22 A. CARRASCO 23.604

12/04/2025

These data/results cannot be reproduced, stored and/or transmitted in whole or in part by any manner of electronic, mechanical, photocopying, recording, broadcasting or otherwise now known or herein after developed without the previous express consent by the copyright owner, except for reproduction in daily press and regular printed publications on sale to the public within 60 days of the event related to those data/results and always provided that copyright symbol appears together as follows below.

© DORNA WSBK ORGANIZATION Srl 2025


Pirelli Dutch Round, 11-13 April 2025
Ideal Times Warm Up 1

TT Circuit Assen 4.542 m

No.	Rider	Nat	Bike	Seg. 1	Seg. 2	Seg. 3	Seg. 4	Ideal Time		
				Diff. 1	Diff. 2	Diff. 3	Diff. 4	Best Lap	Pos.	Diff.
1	62 S. MANZI	ITA	Yamaha YZF R9	31.865	14.819 +0.101	28.028 +0.144	22.543 +0.029	1'37.255 1'37.529	2	0.274
2	53 V. DEBISE	FRA	Ducati Panigale V2	31.838	14.922 +0.036	27.897	22.635	1'37.292 1'37.328	1	0.036
3	11 B. BENDSNEYDER	NED	MV Agusta F3 800 RR	31.885 +0.018	14.964	28.084 +0.026	22.568 +0.094	1'37.501 1'37.639	4	0.138
4	61 C. ONCU	TUR	Yamaha YZF R9	31.813 +0.039	15.095 +0.013	28.055	22.611	1'37.574 1'37.626	3	0.052
5	94 L. MAHIAS	FRA	Yamaha YZF R9	31.989	15.019	28.060	22.578	1'37.646 1'37.646	5	
6	23 M. SCHROETTER	GER	Ducati Panigale V2	31.878 +0.061	15.021 +0.011	28.002 +0.089	22.782 +0.018	1'37.683 1'37.862	7	0.179
7	64 F. CARICASULO	ITA	MV Agusta F3 800 RR	31.925	15.110 +0.064	28.035 +0.023	22.664	1'37.734 1'37.821	6	0.087
8	69 T. BOOTH-AMOS	GBR	Triumph Street Triple RS 765	31.998 +0.099	15.053 +0.128	28.152	22.674	1'37.877 1'38.104	9	0.227
9	57 A. MAHENDRA	INA	Yamaha YZF R9	32.116	15.002 +0.067	28.217	22.695 +0.008	1'38.030 1'38.105	10	0.075
10	65 P. OETTL	GER	Ducati Panigale V2	32.033	15.049 +0.118	28.287 +0.009	22.684	1'38.053 1'38.180	11	0.127
11	77 F. FARIOLI	ITA	MV Agusta F3 800 RR	32.032	15.047	28.298	22.688	1'38.065 1'38.065	8	
12	32 D. BAYLISS	AUS	Triumph Street Triple RS 765	32.018 +0.148	15.129 +0.036	28.210	22.719	1'38.076 1'38.260	12	0.184
13	50 D. VOSTATEK	CZE	Ducati Panigale V2	32.273	15.010	28.526	22.686 +0.095	1'38.495 1'38.590	15	0.095
14	27 K. TOBA	JPN	Honda CBR600RR	32.271	15.180 +0.043	28.193	22.875	1'38.519 1'38.562	13	0.043
15	21 M. RINALDI	ITA	Yamaha YZF R9	32.201	15.141	28.297 +0.037	22.907 +0.095	1'38.546 1'38.678	17	0.132
16	5 N. ANTONELLI	ITA	Yamaha YZF R9	32.233	15.195 +0.022	28.221	22.897	1'38.546 1'38.568	14	0.022
17	6 C. PEROLARI	FRA	Honda CBR600RR	32.238	15.234 +0.008	28.307 +0.034	22.820 +0.001	1'38.599 1'38.642	16	0.043
18	25 M. VAN DER VOORT	NED	Ducati Panigale V2	32.318	15.218 +0.127	28.304	22.864 +0.057	1'38.704 1'38.888	18	0.184
19	43 S. JESPERSEN	DEN	Ducati Panigale V2	32.270 +0.062	15.078 +0.014	28.539 +0.131	22.887	1'38.774 1'38.981	19	0.207
20	28 G. VAN STRAALEN	NED	Ducati Panigale V2	32.443 +0.019	15.077 +0.091	28.482 +0.104	22.845	1'38.847 1'39.061	20	0.214
21	24 L. TACCINI	ITA	Ducati Panigale V2	32.516	15.063 +0.168	28.528 +0.123	22.878	1'38.985 1'39.276	22	0.291
22	51 J. MASIA	ESP	Ducati Panigale V2	32.365	15.088	28.646	22.980 +0.028	1'39.079 1'39.107	21	0.028
23	20 X. CARDELUS	AND	Ducati Panigale V2	32.430	15.149 +0.167	28.599	23.052 +0.006	1'39.230 1'39.403	24	0.173
24	52 J. ALCOBA	ESP	Kawasaki ZX-6R 636	32.526	15.206	28.670	22.908	1'39.310 1'39.310	23	
25	31 Y. OKAMOTO	JPN	Yamaha YZF R9	32.600 +0.108	15.258 +0.061	28.438	23.052	1'39.348 1'39.517	25	0.169
26	68 L. POWER	AUS	MV Agusta F3 800 RR	32.624	15.213 +0.133	28.790	23.099	1'39.726 1'39.859	26	0.133
27	45 L. DE VLEESCHAUWER	BEL	Ducati Panigale V2	32.654	15.249 +0.017	28.663	23.176 +0.232	1'39.742 1'39.991	28	0.249
28	4 L. ARBEL	FRA	MV Agusta F3 800 RR	32.537 +0.014	15.451 +0.025	28.575 +0.099	23.212	1'39.775 1'39.913	27	0.138
29	66 N. TUULI	FIN	QJMOTOR SRK 800 RR	32.654	15.278	28.760 +0.230	23.153	1'39.845 1'40.075	29	0.230
30	33 E. MONTERO	ESP	Ducati Panigale V2	32.928 +0.038	15.250 +0.108	28.933 +0.072	23.392 +0.021	1'40.503 1'40.742	30	0.239
31	7 L. VENEMAN	NED	Ducati Panigale V2	33.122	15.428 +0.163	28.845	23.254 +0.093	1'40.649 1'40.905	31	0.256
32	22 A. CARRASCO	ESP	Honda CBR600RR	32.801	15.622 +0.052	28.945 +0.122	23.604	1'40.972 1'41.146	32	0.174
33	63 S. AZMAN	MAS	Honda CBR600RR	33.398 +0.178	15.692 +0.050	29.054	23.585 +0.007	1'41.729 1'41.964	33	0.235
Overall Ideal Time				31.813	14.819	27.897	22.543	1'37.072		

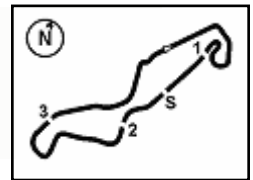
12/04/2025

These data/results cannot be reproduced, stored and/or transmitted in whole or in part by any manner of electronic, mechanical, photocopying, recording, broadcasting or otherwise now known or herein after developed without the previous express consent by the copyright owner, except for reproduction in daily press and regular printed publications on sale to the public within 60 days of the event related to those data/results and always provided that copyright symbol appears together as follows below.

© DORNA WSBK ORGANIZATION Srl 2025

FICR PERUGIA TIMING





Pirelli Dutch Round, 11-13 April 2025
Chronological Analysis Warm Up 1

1° 53 V. DEBISE [1'37.328]

Lap	Seg1	Seg2	Seg3	Seg4	Lap Time	km/h	Local Time
		15.292	28.441	23.069		244,9	10:11'40.283
1	32.278	15.085	28.067	22.734	1'38.164	246,6	10:13'18.447
2	32.024	14.984	27.947	22.655	1'37.610	247,1	10:14'56.057
3	31.838	14.958	27.897	22.635	1'37.328	248,3	10:16'33.385
4	31.989	14.951	28.005	22.653	1'37.598	248,8	10:18'10.983
5	31.924	15.009	27.931	22.658	1'37.522	247,7	10:19'48.505
6	31.865	14.922	27.951	22.663	1'37.401	251,2	10:21'25.906

2° 62 S. MANZI [1'37.529]

Lap	Seg1	Seg2	Seg3	Seg4	Lap Time	km/h	Local Time
		15.542	28.729	23.062		252,3	10:11'46.248
1	32.249	15.096	28.028	22.576	1'37.949C	253,5	10:13'24.197
2	31.909	14.819	28.496	22.608	1'37.832	251,2	10:15'02.029
3	31.907	15.024	28.206	22.587	1'37.724	247,1	10:16'39.753
4	31.951	14.880	28.181	22.543	1'37.555	249,4	10:18'17.308
5	31.865	14.920	28.172	22.572	1'37.529	249,4	10:19'54.837
6	31.872	14.941	28.197	22.553	1'37.563	248,8	10:21'32.400

3° 61 C. ONCU [1'37.626]

Lap	Seg1	Seg2	Seg3	Seg4	Lap Time	km/h	Local Time
		15.937	31.778	23.034		247,7	10:12'10.057
1	32.079	15.108	28.073	22.911	1'38.171	251,7	10:13'48.228
2	32.030	15.307	28.483	22.765	1'38.585	255,3	10:15'26.813
3	31.852	15.108	28.055	22.611	1'37.626	244,9	10:17'04.439
4	31.813	15.101	29.142	22.665	1'38.721	254,1	10:18'43.160
5	32.034	15.095	28.196	22.852	1'38.177	248,8	10:20'21.337

4° 11 B. BENDSNEYDER [1'37.639]

Lap	Seg1	Seg2	Seg3	Seg4	Lap Time	km/h	Local Time
		15.362	28.417	23.008		247,1	10:12'26.461
1	32.040	15.027	28.182	22.568	1'37.817	250,6	10:14'04.278
2	31.885	15.150	28.084	22.632	1'37.751	255,9	10:15'42.029
3	31.903	14.964	28.110	22.662	1'37.639	250,6	10:17'19.668
4	32.219	15.218	28.106	22.642	1'38.185	252,3	10:18'57.853
5	32.036	15.066	28.158	22.621	1'37.881	248,8	10:20'35.734

5° 94 L. MAHIAS [1'37.646]

Lap	Seg1	Seg2	Seg3	Seg4	Lap Time	km/h	Local Time
		15.453	28.500	23.319		244,3	10:12'22.956
1	32.208	15.259	28.180	22.893	1'38.540	246,0	10:14'01.496
2	32.000	15.077	28.227	22.785	1'38.089	247,7	10:15'39.585
3	32.031	15.048	28.169	22.652	1'37.900	247,1	10:17'17.485
4	33.786	15.417	28.564	23.279	1'41.046	242,7	10:18'58.531
5	31.989	15.019	28.060	22.578	1'37.646	247,7	10:20'36.177

6° 64 F. CARICASULO [1'37.821]

Lap	Seg1	Seg2	Seg3	Seg4	Lap Time	km/h	Local Time
		15.457	28.462	23.099		246,6	10:11'41.047
1	32.043	15.187	28.159	22.740	1'38.129	248,8	10:13'19.176
2	31.925	15.174	28.058	22.664	1'37.821	250,0	10:14'56.997
3	32.040	15.110	28.035	22.731	1'37.916	248,8	10:16'34.913
4	32.076	15.124	28.248	22.757	1'38.205	248,8	10:18'13.118
5	32.151	15.201	28.589	23.170	1'39.111	248,3	10:19'52.229
6	34.826	15.405	28.651	23.073	1'41.955	248,8	10:21'34.184

7° 23 M. SCHROETTER [1'37.862]

Lap	Seg1	Seg2	Seg3	Seg4	Lap Time	km/h	Local Time
		15.800	29.296	23.241		244,9	10:12'21.372
1	32.390	15.480	28.564	22.938	1'39.372	247,7	10:14'00.744
2	32.188	15.241	28.339	22.782	1'38.550	248,3	10:15'39.294

3	31.939	15.032	28.091	22.800	1'37.862	250,6	10:17'17.156
4	35.047	15.427	28.338	23.211	1'42.023C	250,0	10:18'59.179
5	31.878	15.021	28.002	22.459	1'37.360C	251,7	10:20'36.539

8° 77 F. FARIOLI [1'38.065]

Lap	Seg1	Seg2	Seg3	Seg4	Lap Time	km/h	Local Time
		15.759	29.906	23.525		250,0	10:11'59.714
1	32.512	15.403	28.673	23.666	1'40.254C	250,6	10:13'39.968
2	32.239	15.145	28.425	22.964	1'38.773C	252,3	10:15'18.741
3	32.159	15.227	28.338	22.888	1'38.612	252,3	10:16'57.353
4	32.351	15.235	28.382	23.314	1'39.282	250,6	10:18'36.635
5	32.032	15.047	28.298	22.688	1'38.065	255,3	10:20'14.700

9° 69 T. BOOTH-AMOS [1'38.104]

Lap	Seg1	Seg2	Seg3	Seg4	Lap Time	km/h	Local Time
		15.572	28.872	23.067		248,8	10:12'30.424
1	32.355	15.427	28.503	22.951	1'39.236	250,0	10:14'09.660
2	32.191	15.139	28.410	22.831	1'38.571	250,6	10:15'48.231
3	32.097	15.181	28.152	22.674	1'38.104	248,3	10:17'26.335
4	31.998	15.053	28.161	22.588	1'37.800C	251,2	10:19'04.135
5	32.125	15.071	28.277	22.760	1'38.233	253,5	10:20'42.368

10° 57 A. MAHENDRA [1'38.105]

Lap	Seg1	Seg2	Seg3	Seg4	Lap Time	km/h	Local Time
		15.900	31.910	23.095		244,3	10:12'10.347
1	32.390	15.071	28.302	22.818	1'38.581	249,4	10:13'48.928
2	32.354	15.148	28.300	22.695	1'38.497	249,4	10:15'27.425
3	32.225	15.002	28.492	22.736	1'38.455C	255,3	10:17'05.880
4	32.445	15.084	28.393	22.976	1'38.898	251,7	10:18'44.778
5	32.116	15.069	28.217	22.703	1'38.105	249,4	10:20'22.883

11° 65 P. OETTL [1'38.180]

Lap	Seg1	Seg2	Seg3	Seg4	Lap Time	km/h	Local Time
		15.272	28.538	22.833		248,8	10:11'54.772
1	32.330	15.049	28.287	22.689	1'38.355C	252,3	10:13'33.127
2	32.509	15.099	28.586	23.007	1'39.201C	253,5	10:15'12.328
3	34.908	16.911	30.929	22.788	1'45.536	220,0	10:16'57.864
4	32.073	15.140	28.472	22.712	1'38.397	255,3	10:18'36.261
5	32.033	15.167	28.296	22.684	1'38.180	249,4	10:20'14.441

12° 32 O. BAYLISS [1'38.260]

Lap	Seg1	Seg2	Seg3	Seg4	Lap Time	km/h	Local Time
		15.682	29.030	23.800		247,7	10:11'45.261
1	32.357	15.347	28.515	23.125	1'39.344	247,1	10:13'24.605
2	32.221	15.237	28.347	23.087	1'38.892	252,3	10:15'03.497
3	32.166	15.165	28.210	22.719	1'38.260	251,7	10:16'41.757
4	32.018	15.129	28.343	22.790	1'38.280	255,9	10:18'20.037
5	32.239	15.257	28.494	22.922	1'38.912	251,2	10:19'58.949
6	32.231	15.292	28.853	23.057	1'39.433	248,8	10:21'38.382

13° 27 K. TOBA [1'38.562]

Lap	Seg1	Seg2	Seg3	Seg4	Lap Time	km/h	Local Time
		15.536	29.435	23.752		252,3	10:11'48.287
1	32.672	15.516	28.491	23.580	1'40.259	254,1	10:13'28.546
2	32.503	15.327	28.390	23.100	1'39.320C	248,8	10:15'07.866
3	36.127	19.212	28.745	26.855	1'50.939	149,4	10:16'58.805
4	32.333	15.180	28.201	23.060	1'38.774	251,7	10:18'37.579
5	32.271	15.223	28.193	22.875	1'38.562	253,5	10:20'16.141

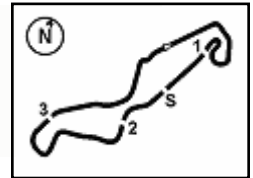
14° 5 N. ANTONELLI [1'38.568]

Lap	Seg1	Seg2	Seg3	Seg4	Lap Time	km/h	Local Time
		15.543	28.989	23.462		249,4	10:11'49.998

12/04/2025 P = Pits In/Out - C = Lap Time Cancelled

These data/results cannot be reproduced, stored and/or transmitted in whole or in part by any manner of electronic, mechanical, photocopying, recording, broadcasting or otherwise now known or herein after developed without the previous express consent by the copyright owner, except for reproduction in daily press and regular printed publications on sale to the public within 60 days of the event related to those data/results and always provided that copyright symbol appears together as follows below.

© DORNA WSBK ORGANIZATION Srl 2025



Pirelli Dutch Round, 11-13 April 2025
Chronological Analysis Warm Up 1

1	32.556	15.356	32.614	24.626	1'45.152	252,3	10:13'35.150
2	32.335	15.195	28.588	22.976	1'39.094	250,6	10:15'14.244
3	32.275	15.288	30.400	23.850	1'41.813	255,3	10:16'56.057
4	34.065	15.354	28.623	23.359	1'41.401	254,1	10:18'37.458
5	32.233	15.217	28.221	22.897	1'38.568	250,6	10:20'16.026

15° 50 O. VOSTATEK [1'38.590]							
Lap	Seg.1	Seg.2	Seg.3	Seg.4	Lap Time	km/h	Local Time
		15.496	32.155	23.269		243,8	10:12'08.381
1	32.587	15.110	28.714	22.857	1'39.268	247,7	10:13'47.649
2	32.414	15.171	29.132	22.795	1'39.512	248,3	10:15'27.161
3	32.311	15.061	28.538	22.686	1'38.596	250,6	10:17'05.757
4	32.340	15.043	29.066	22.888	1'39.337	250,0	10:18'45.094
5	32.273	15.010	28.526	22.781	1'38.590	251,7	10:20'23.684

16° 6 C. PEROLARI [1'38.642]							
Lap	Seg.1	Seg.2	Seg.3	Seg.4	Lap Time	km/h	Local Time
		15.573	28.855	23.323		248,3	10:11'43.471
1	32.550	15.428	28.623	23.121	1'39.722	247,7	10:13'23.193
2	32.361	15.333	28.771	22.820	1'39.285	247,1	10:15'02.478
3	32.319	15.234	28.307	22.928	1'38.788	247,7	10:16'41.266
4	32.238	15.242	28.341	22.821	1'38.642	250,0	10:18'19.908
5	34.234	15.408	30.664	23.306	1'43.612	247,1	10:20'03.520

17° 21 M. RINALDI [1'38.678]							
Lap	Seg.1	Seg.2	Seg.3	Seg.4	Lap Time	km/h	Local Time
		15.666	31.253	23.307		243,2	10:12'06.911
1	32.371	15.309	28.435	22.960	1'39.075	243,8	10:13'45.986
2	32.310	15.193	28.367	23.152	1'39.022	243,2	10:15'25.008
3	32.201	15.141	28.334	23.002	1'38.678	243,2	10:17'03.686
4	32.247	15.227	29.434	22.967	1'39.875	246,0	10:18'43.561
5	32.465	15.289	28.297	22.907	1'38.958	243,2	10:20'22.519

18° 25 M. VAN DER VOORT [1'38.888]							
Lap	Seg.1	Seg.2	Seg.3	Seg.4	Lap Time	km/h	Local Time
		15.448	29.246	23.289		248,8	10:11'47.281
1	33.204	15.701	28.673	23.390	1'40.968	241,6	10:13'28.249
2	33.770	15.402	28.541	22.864	1'40.577	248,8	10:15'08.826
3	32.495	15.286	28.617	23.104	1'39.502	246,6	10:16'48.328
4	32.342	15.218	28.383	23.010	1'38.953	241,6	10:18'27.281
5	32.318	15.345	28.304	22.921	1'38.888	242,7	10:20'06.169

19° 43 S. JESPERSEN [1'38.981]							
Lap	Seg.1	Seg.2	Seg.3	Seg.4	Lap Time	km/h	Local Time
		15.621	29.282	23.218		245,5	10:11'53.829
1	32.514	15.179	28.715	23.141	1'39.549	255,9	10:13'33.378
2	32.470	15.078	29.090	23.130	1'39.768	255,3	10:15'13.146
3	32.332	15.092	28.670	22.887	1'38.981	255,3	10:16'52.127
4	32.270	15.202	28.828	22.984	1'39.284	252,3	10:18'31.411
5	38.802	15.130	28.539	22.999	1'45.470	256,5	10:20'16.881

20° 28 G. VAN STRAALEN [1'39.061]							
Lap	Seg.1	Seg.2	Seg.3	Seg.4	Lap Time	km/h	Local Time
		15.503	28.805	22.893		244,3	10:11'42.122
1	32.652	15.364	28.630	22.896	1'39.542	246,6	10:13'21.664
2	32.516	15.300	28.581	23.412	1'39.809	246,0	10:15'01.473
3	32.876	15.077	28.482	22.700	1'39.135C	247,7	10:16'40.608
4	32.462	15.168	28.586	22.845	1'39.061	247,7	10:18'19.669
5	32.443	15.204	28.587	22.942	1'39.176	246,6	10:19'58.845
6	33.076	15.197	28.940	23.035	1'40.248	246,6	10:21'39.093

21° 51 J. MASIA [1'39.107]							
Lap	Seg.1	Seg.2	Seg.3	Seg.4	Lap Time	km/h	Local Time
1	32.617	16.112	30.460	23.868	1'39.553	250,0	10:13'57.707
2	32.365	15.088	28.646	23.008	1'39.107	248,8	10:15'36.814
3	32.496	15.205	28.670	22.980	1'39.351	248,3	10:17'16.165
4	36.684	15.157	28.811	23.092	1'43.744	254,1	10:18'59.909
5	32.830	15.169	29.079	34.056	1'51.134P	252,9	10:20'51.043

22° 24 L. TACCINI [1'39.276]							
Lap	Seg.1	Seg.2	Seg.3	Seg.4	Lap Time	km/h	Local Time
1	32.576	16.179	29.616	23.479	1'39.457	252,9	10:12'16.736
2	32.516	15.231	28.651	22.878	1'39.276	252,9	10:15'35.469
3	34.802	15.144	28.528	23.005	1'41.479C	253,5	10:17'16.948
4	34.652	15.679	28.628	23.683	1'42.642C	251,7	10:18'59.590
5	32.596	15.063	28.652	23.009	1'39.320	255,3	10:20'38.910

23° 52 J. ALCOBA [1'39.310]							
Lap	Seg.1	Seg.2	Seg.3	Seg.4	Lap Time	km/h	Local Time
1	32.526	15.206	28.670	22.908	1'39.310	250,0	10:13'32.777
2	32.727	15.209	29.224	23.198	1'40.358	252,9	10:15'13.135
3	33.130	15.222	29.820	32.139	1'50.311P	252,3	10:17'03.446
4	2'34.074	15.877	31.499	24.756	3'46.206P	248,3	10:20'49.652

24° 20 X. CARDELUS [1'39.403]							
Lap	Seg.1	Seg.2	Seg.3	Seg.4	Lap Time	km/h	Local Time
1	32.430	15.316	28.599	23.058	1'39.403	251,2	10:14'03.197
2	32.801	15.417	28.672	23.052	1'39.942	250,6	10:15'43.139
3	32.871	15.241	28.899	23.083	1'40.094	249,4	10:17'23.233
4	32.664	15.149	28.903	23.057	1'39.773	249,4	10:19'03.006
5	32.819	15.210	34.189	24.435	1'46.653	250,0	10:20'49.659

25° 31 Y. OKAMOTO [1'39.517]							
Lap	Seg.1	Seg.2	Seg.3	Seg.4	Lap Time	km/h	Local Time
1	33.469	15.891	29.201	23.823	1'41.743	251,7	10:11'46.879
2	32.708	15.605	28.749	23.920	1'41.743	250,0	10:13'28.622
3	32.722	15.258	28.929	23.741	1'40.650C	248,8	10:16'48.789
4	32.606	15.801	28.623	23.228	1'40.258	251,7	10:18'29.047
5	32.600	15.337	28.618	23.175	1'39.730	247,7	10:20'08.777

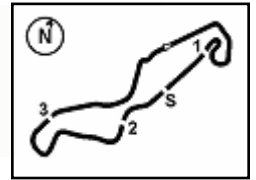
26° 68 L. POWER [1'39.859]							
Lap	Seg.1	Seg.2	Seg.3	Seg.4	Lap Time	km/h	Local Time
1	32.950	15.637	29.106	23.441	1'40.638	250,6	10:13'30.870
2	32.788	15.433	29.068	23.508	1'40.797	253,5	10:15'11.667
3	32.624	15.346	28.790	23.099	1'39.859	250,0	10:16'51.526
4	32.649	15.213	28.897	23.601	1'40.360	252,3	10:18'31.886
5	32.688	15.346	28.918	23.210	1'40.162	246,0	10:20'12.048

27° 4 L. ARBEL [1'39.913]							
Lap	Seg.1	Seg.2	Seg.3	Seg.4	Lap Time	km/h	Local Time
		15.931	29.187	24.103		243,2	10:11'45.500
1	32.808	15.540	28.575	23.276	1'40.199	244,3	10:13'25.699
2	32.658	15.451	29.165	23.746	1'41.020	244,3	10:15'06.719
3	32.918	15.488	29.254	25.285	1'42.945	242,7	10:16'49.664
4	32.537	15.480	28.805	23.304	1'40.126	248,3	10:18'29.790
5	32.551	15.476	28.674	23.212	1'39.913	245,5	10:20'09.703

12/04/2025 P = Pits In/Out - C = Lap Time Cancelled

These data/results cannot be reproduced, stored and/or transmitted in whole or in part by any manner of electronic, mechanical, photocopying, recording, broadcasting or otherwise now known or herein after developed without the previous express consent by the copyright owner, except for reproduction in daily press and regular printed publications on sale to the public within 60 days of the event related to those data/results and always provided that copyright symbol appears together as follows below.

© DORNA WSBK ORGANIZATION Srl 2025



Pirelli Dutch Round, 11-13 April 2025
Chronological Analysis Warm Up 1

28° 45 L. DE VLEESCHAUWER [1'39.991]							
Lap	Seg.1	Seg.2	Seg.3	Seg.4	Lap Time	km/h	Local Time
		15.861	29.335	23.865		251,2	10:11'46.317
1	33.120	15.384	28.831	23.504	1'40.839	246,0	10:13'27.156
2	32.906	15.288	28.815	23.187	1'40.196	247,7	10:15'07.352
3	33.906	15.251	28.989	23.478	1'41.624	248,8	10:16'48.976
4	32.654	15.266	28.663	23.408	1'39.991	251,7	10:18'28.967
5	32.904	15.249	28.733	23.176	1'40.062	248,8	10:20'09.029

29° 66 N. TUULI [1'40.075]							
Lap	Seg.1	Seg.2	Seg.3	Seg.4	Lap Time	km/h	Local Time
		15.689	28.866	23.243		244,3	10:11'42.903
1	32.692	15.571	28.760	23.457	1'40.480	242,2	10:13'23.383
2	32.654	15.278	28.990	23.153	1'40.075	243,8	10:15'03.458
3	41.975	16.750	30.184	24.112	1'53.021	224,1	10:16'56.479
4	32.747	15.442	29.317	33.901	1'51.407P	243,2	10:18'47.886

30° 33 E. MONTERO [1'40.742]							
Lap	Seg.1	Seg.2	Seg.3	Seg.4	Lap Time	km/h	Local Time
		15.787	29.145	24.082		250,6	10:11'46.750
1	33.926	15.946	28.933	23.450	1'42.255	248,8	10:13'29.005
2	32.928	15.250	29.012	23.169	1'40.359C	251,2	10:15'09.364
3	33.088	15.454	29.179	23.550	1'41.271C	249,4	10:16'50.635
4	33.030	15.540	29.540	23.392	1'41.502	248,8	10:18'32.137
5	32.966	15.358	29.005	23.413	1'40.742	247,7	10:20'12.879

31° 7 L. VENEMAN [1'40.905]							
Lap	Seg.1	Seg.2	Seg.3	Seg.4	Lap Time	km/h	Local Time
		16.117	29.595	23.929		248,3	10:11'46.316
1	33.976	15.890	29.244	23.416	1'42.526	246,0	10:13'28.842
2	33.494	15.428	28.864	23.254	1'41.040	252,3	10:15'09.882
3	33.122	15.591	28.845	23.347	1'40.905	247,7	10:16'50.787
4	33.318	15.685	29.086	35.684	1'53.773P	250,6	10:18'44.560

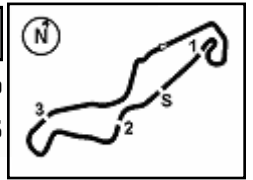
32° 22 A. CARRASCO [1'41.146]							
Lap	Seg.1	Seg.2	Seg.3	Seg.4	Lap Time	km/h	Local Time
		16.058	29.700	24.088		250,0	10:11'48.530
1	33.292	15.865	28.945	23.833	1'41.935	251,7	10:13'30.465
2	32.983	15.840	29.139	23.636	1'41.598	253,5	10:15'12.063
3	32.801	15.674	29.067	23.604	1'41.146	248,3	10:16'53.209
4	33.000	15.710	29.111	23.637	1'41.458	248,3	10:18'34.667
5	36.341	15.622	29.368	24.508	1'45.839	250,0	10:20'20.506

33° 63 S. AZMAN [1'41.964]							
Lap	Seg.1	Seg.2	Seg.3	Seg.4	Lap Time	km/h	Local Time
		15.959	29.917	23.585		250,0	10:11'47.704
1	33.576	15.742	29.054	23.592	1'41.964	252,9	10:13'29.668
2	33.398	15.692	31.661	33.599	1'54.350P	249,4	10:15'24.018
3	3'12.827	15.964	29.626	24.079	4'22.496P	243,2	10:19'46.514
4	33.718	16.734	29.867	33.461	1'53.780P	244,3	10:21'40.294

12/04/2025 P = Pits In/Out - C = Lap Time Cancelled

These data/results cannot be reproduced, stored and/or transmitted in whole or in part by any manner of electronic, mechanical, photocopying, recording, broadcasting or otherwise now known or herein after developed without the previous express consent by the copyright owner, except for reproduction in daily press and regular printed publications on sale to the public within 60 days of the event related to those data/results and always provided that copyright symbol appears together as follows below.

© DORNA WSBK ORGANIZATION Srl 2025



Pirelli Dutch Round, 11-13 April 2025
Best Laps & Speeds

No.	Rider Bike	Nat	Best Lap		FP		SP		WUP1										
			LL	SPD	LL	SPD	LL	SPD	LL	SPD									LL
1	61 C. ONCU Yamaha YZF R9	TUR	1'36.184 40 255,3		1'37.325 17 248,3		1'36.184 18 251,7		1'37.626 5 255,3										
2	69 T. BOOTH-AMOS Triumph Street Triple RS 765	GBR	1'36.734 34 254,7		1'37.704 15 251,7		1'36.734 14 254,7		1'38.104 5 253,5										
3	11 B. BENDSNEYDER MV Agusta F3 800 RR	NED	1'36.744 35 255,9		1'36.744 15 251,7		1'36.765 15 252,3		1'37.639 5 255,9										
4	53 V. DEBISE Ducati Panigale V2	FRA	1'36.894 40 256,5		1'37.430 16 247,7		1'36.894 18 256,5		1'37.328 6 251,2										
5	51 J. MASIA Ducati Panigale V2	ESP	1'37.152 37 258,4		1'37.504 16 254,7		1'37.152 16 258,4		1'39.107 5 254,1										
6	62 S. MANZI Yamaha YZF R9	ITA	1'37.179 42 253,5		1'37.817 19 248,8		1'37.179 17 253,5		1'37.529 6 253,5										
7	20 X. CARDELUS Ducati Panigale V2	AND	1'37.201 32 257,8		1'37.693 14 249,4		1'37.201 13 257,8		1'39.403 5 251,2										
8	94 L. MAHIAS Yamaha YZF R9	FRA	1'37.221 35 247,7		1'38.066 16 243,8		1'37.221 14 247,7		1'37.646 5 247,7										
9	52 J. ALCOBA Kawasaki ZX-6R 636	ESP	1'37.266 32 254,1		1'37.866 18 251,2		1'37.266 10 254,1		1'39.310 4 252,9										
10	65 P. OETTL Ducati Panigale V2	GER	1'37.317 40 255,3		1'38.702 17 248,3		1'37.317 18 254,1		1'38.180 5 255,3										
11	24 L. TACCINI Ducati Panigale V2	ITA	1'37.340 39 260,2		1'38.465 19 253,5		1'37.340 15 260,2		1'39.276 5 255,3										
12	32 D. BAYLISS Triumph Street Triple RS 765	AUS	1'37.363 40 257,8		1'38.662 18 251,7		1'37.363 16 257,8		1'38.260 6 255,9										
13	23 M. SCHROETTER Ducati Panigale V2	GER	1'37.435 36 254,1		1'37.516 16 249,4		1'37.435 15 254,1		1'37.862 5 251,7										
14	57 A. MAHENDRA Yamaha YZF R9	INA	1'37.469 38 255,3		1'38.641 17 247,1		1'37.469 16 252,3		1'38.105 5 255,3										
15	77 F. FARIOLI MV Agusta F3 800 RR	ITA	1'37.638 41 255,3		1'38.697 18 252,3		1'37.638 18 255,3		1'38.065 5 255,3										
16	28 G. VAN STRAALLEN Ducati Panigale V2	NED	1'37.739 42 254,1		1'38.974 18 243,8		1'37.739 18 254,1		1'39.061 6 247,7										
17	5 N. ANTONELLI Yamaha YZF R9	ITA	1'37.798 39 255,3		1'38.864 17 246,0		1'37.798 17 252,9		1'38.568 5 255,3										
18	27 K. TOBA Honda CBR600RR	JPN	1'37.820 39 254,1		1'39.204 16 251,7		1'37.820 18 253,5		1'38.562 5 254,1										
19	64 F. CARICASULO MV Agusta F3 800 RR	ITA	1'37.821 27 250,6		1'38.305 15 246,6		1'39.393 6 250,6		1'37.821 6 250,0										
20	43 S. JESPERSEN Ducati Panigale V2	DEN	1'37.850 35 259,0		1'39.197 16 253,5		1'37.850 14 259,0		1'38.981 5 256,5										
21	6 C. PEROLARI Honda CBR600RR	FRA	1'37.868 33 250,0		1'38.176 15 246,6		1'37.868 13 248,3		1'38.642 5 250,0										
22	21 M. RINALDI Yamaha YZF R9	ITA	1'37.962 40 246,0		1'39.211 17 244,3		1'37.962 18 245,5		1'38.678 5 246,0										
23	50 D. VOSTATEK Ducati Panigale V2	CZE	1'37.992 36 251,7		1'38.518 16 249,4		1'37.992 15 251,2		1'38.590 5 251,7										
24	31 Y. OKAMOTO Yamaha YZF R9	JPN	1'38.015 40 252,9		1'39.743 19 250,6		1'38.015 16 252,9		1'39.517 5 252,3										
25	66 N. TUULI QJMOTOR SRK 800 RR	FIN	1'38.238 38 250,0		1'39.150 19 248,3		1'38.238 15 250,0		1'40.075 4 244,3										

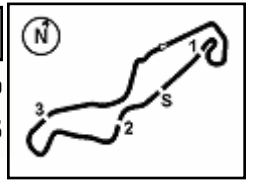
12/04/2025

These data/results cannot be reproduced, stored and/or transmitted in whole or in part by any manner of electronic, mechanical, photocopying, recording, broadcasting or otherwise now known or herein after developed without the previous express consent by the copyright owner, except for reproduction in daily press and regular printed publications on sale to the public within 60 days of the event related to those data/results and always provided that copyright symbol appears together as follows below.

© DORNA WSBK ORGANIZATION Srl 2025

FICR PERUGIA TIMING





TT Circuit Assen 4.542 m

Pirelli Dutch Round, 11-13 April 2025
Best Laps & Speeds

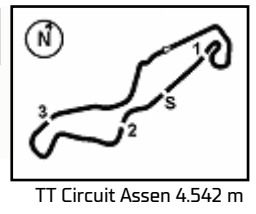
2 / 2

No.	Rider Bike	Nat	Best Lap		FP		SP		WUP1							
			LL	SPD	LL	SPD	LL	SPD	LL	SPD						
26	25 M. VAN DER VOORT Ducati Panigale V2	NED	1'38.367 34 248,8		1'39.284 16 241,1		1'38.367 13 246,0		1'38.888 5 248,8							
27	3 R. DE ROSA QJMOTOR SRK 800 RR	ITA	1'38.469 34 245,5		1'38.574 18 243,2		1'38.469 16 245,5									
28	7 L. VENEMAN Ducati Panigale V2	NED	1'38.739 40 252,3		1'39.641 18 248,3		1'38.739 18 252,3		1'40.905 4 252,3							
29	4 L. ARBEL MV Agusta F3 800 RR	FRA	1'38.865 39 248,3		1'40.677 20 241,6		1'38.865 14 245,5		1'39.913 5 248,3							
30	68 L. POWER MV Agusta F3 800 RR	AUS	1'38.908 29 253,5		1'40.113 9 246,0		1'38.908 15 251,7		1'39.859 5 253,5							
31	45 L. DE VLEESCHAUWER Ducati Panigale V2	BEL	1'39.232 37 251,7		1'39.409 15 247,7		1'39.232 17 250,0		1'39.991 5 251,7							
32	33 E. MONTERO Ducati Panigale V2	ESP	1'39.308 42 251,2		1'40.610 20 248,3		1'39.308 17 248,3		1'40.742 5 251,2							
33	22 A. CARRASCO Honda CBR600RR	ESP	1'40.045 37 253,5		1'41.712 18 247,1		1'40.045 14 249,4		1'41.146 5 253,5							
34	63 S. AZMAN Honda CBR600RR	MAS	1'41.543 16 252,9		1'41.543 12 244,9				1'41.964 4 252,9							

12/04/2025

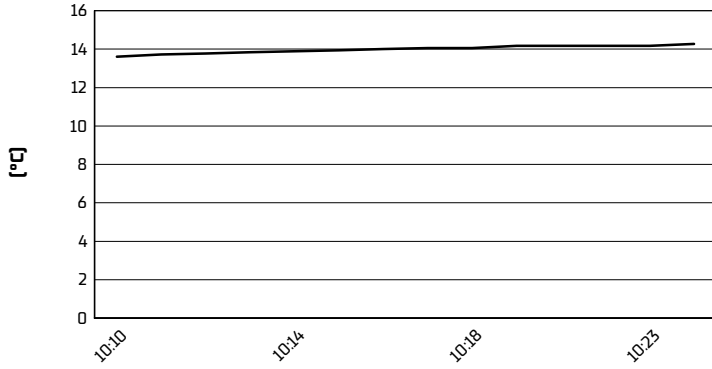
These data/results cannot be reproduced, stored and/or transmitted in whole or in part by any manner of electronic, mechanical, photocopying, recording, broadcasting or otherwise now known or herein after developed without the previous express consent by the copyright owner, except for reproduction in daily press and regular printed publications on sale to the public within 60 days of the event related to those data/results and always provided that copyright symbol appears together as follows below.

© DORNA WSBK ORGANIZATION Srl 2025

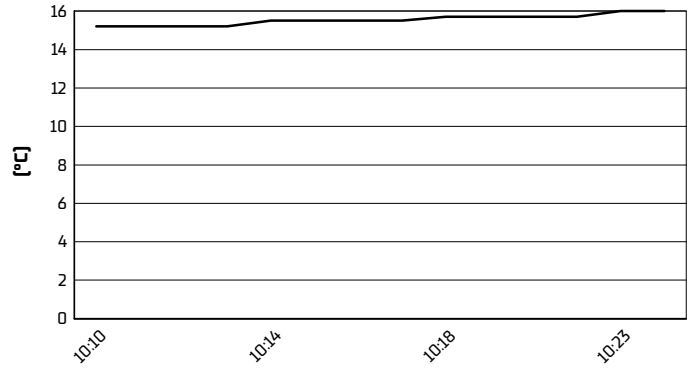


Pirelli Dutch Round, 11-13 April 2025
Weather Report Warm Up 1
Session started 10:10 - Session ended 10:24


Air Temperature



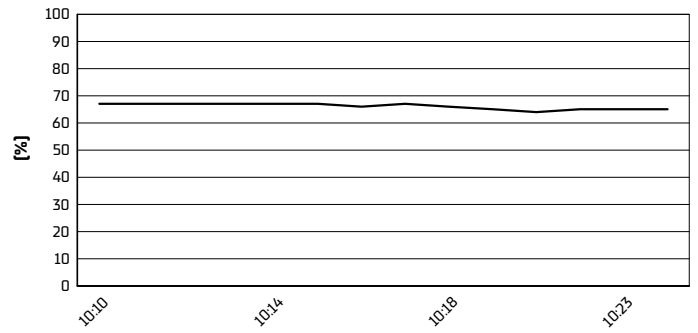
Track Temperature



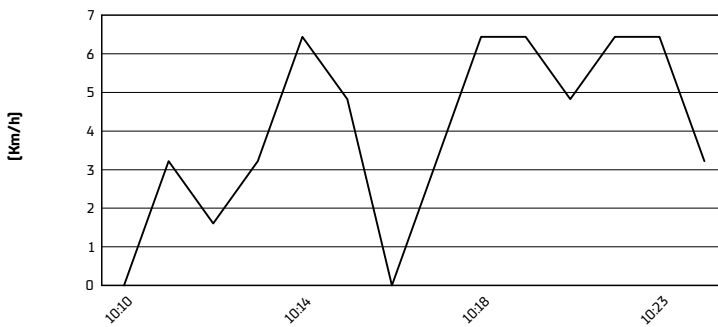
Air Pressure



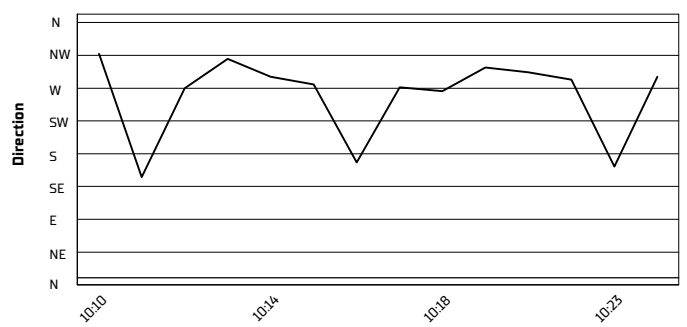
Humidity



Wind Speed



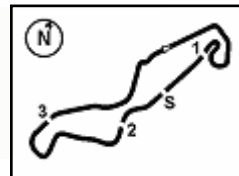
Wind Direction



12/04/2025

These data/results cannot be reproduced, stored and/or transmitted in whole or in part by any manner of electronic, mechanical, photocopying, recording, broadcasting or otherwise now known or herein after developed without the previous express consent by the copyright owner, except for reproduction in daily press and regular printed publications on sale to the public within 60 days of the event related to those data/results and always provided that copyright symbol appears together as follows below.

© DORNA WSBK ORGANIZATION Srl 2025



TT Circuit Assen 4.542 m

Pirelli Dutch Round, 11-13 April 2025

Starting Grid - Race 1 (18 Laps x 4,542 km = 81,756 km)

1	1	61 ONCU C. Yamaha 1'36.184	2	69 BOOTH-AMOS T. Triumph 1'36.734	3	11 BENDSNEYDER B. MV Agusta 1'36.765
2	4	53 DEBISE V. Ducati 1'36.894	5	51 MASIA J. Ducati 1'37.152	6	62 MANZI S. Yamaha 1'37.179
3	7	20 CARDELUS X. Ducati 1'37.201	8	94 MAHIAS L. Yamaha 1'37.221	9	52 ALCOBA J. Kawasaki 1'37.266
4	10	65 DETTL P. Ducati 1'37.317	11	24 TACCINI L. Ducati 1'37.340	12	32 BAYLISS O. Triumph 1'37.363
5	13	23 SCHROETTER M. Ducati 1'37.435	14	57 MAHENDRA A. Yamaha 1'37.469	15	77 FARIOLI F. MV Agusta 1'37.638
6	16	28 VAN STRAALEN G. Ducati 1'37.739	17	5 ANTONELLI N. Yamaha 1'37.798	18	27 TOBA K. Honda 1'37.820
7	19	43 JESPERSEN S. Ducati 1'37.850	20	6 PEROLARI C. Honda 1'37.868	21	21 RINALDI M. Yamaha 1'37.962
8	22	50 VOSTATEK O. Ducati 1'37.992	23	31 OKAMOTO Y. Yamaha 1'38.015	24	66 TUULI N. QJMOTOR 1'38.238
9	25	25 VAN DER VOORT M. Ducati 1'38.367	26	7 VENEMAN L. Ducati 1'38.739	27	4 ARBEL L. MV Agusta 1'38.865
10	28	68 POWER L. MV Agusta 1'38.908	29	45 DE VLEESCHAUWER Ducati 1'39.232	30	33 MONTERO E. Ducati 1'39.308
11	31	64 CARICASULO F. MV Agusta 1'39.393	32	22 CARRASCO A. Honda 1'40.045		

N.3 (De Rosa R.) will not take part in the race. Declared unfit after Superpole
N.63 (Azman S.) will not take part in the race. Declared unfit after Warm Up 1

12/04/2025 The Race Director

These data/results cannot be reproduced, stored and/or transmitted in whole or in part by any manner of electronic, mechanical, photocopying, recording, broadcasting or otherwise now known or herein after developed without the previous express consent by the copyright owner, except for reproduction in daily press and regular printed publications on sale to the public within 60 days of the event related to those data/results and always provided that copyright symbol appears together as follows below. © DORNA WSBK ORGANIZATION Srl 2025