

**Pirelli Dutch Round, 11-13 April 2025**  
**Results Race 2**

Laps 12 = 54,504 Km - Time of Race 22'09.423 - Avg. 147,594 km/h

1 / 2

Pos	Grid	No. Rider	Nat	Team	Bike	LL	Gap	Rel.	Fastest Lap	Speed	Qualifying	Speed
1	5	<b>6 J. BUIS</b>	NED	Freudenberg KTM-Paligo Racing	KTM RC 390 R	12			1'49.542	187,2	1'48.651	194,9
2	4	<b>38 D. SALVADOR</b>	ESP	Team ProDina XCI	Kawasaki Ninja 400	12	<b>0.001</b>	0.001	1'49.228	183,1	1'48.476	193,5
3	13	<b>88 D. MOGEDA</b>	ESP	Pons Motosport Italika Racing	Kawasaki Ninja 400	12	<b>0.656</b>	0.655	1'49.206	188,5	1'49.350	188,5
4	10	<b>43 M. GAGGI</b>	ITA	Team BrCorse	Yamaha YZF-R3	12	<b>0.890</b>	0.234	1'49.329	192,2	1'49.188	189,1
5	P 1	<b>7 B. FERNANDEZ</b>	ESP	Team#109 Retro Traffic Kove	Kove 321 RR-S	12	<b>0.910</b>	0.020	1'48.804	187,5	1'48.801	193,9
6	P 2	<b>50 C. THOMPSON</b>	AUS	MTM Kawasaki	Kawasaki Ninja 400	12	<b>0.930</b>	0.020	1'49.473	189,5	1'48.725	192,2
7	P 7	<b>12 H. MAIER</b>	BRA	Yamaha AD78 FIMLA by MS Racing	Yamaha YZF-R3	12	<b>0.950</b>	0.020	1'49.660	187,5	1'48.942	197,1
8	15	<b>91 M. VANNUCCI</b>	ITA	PATA AG Motorsport Italia WorldSSP300	Yamaha YZF-R3	12	<b>0.980</b>	0.030	1'49.459	190,1	1'49.466	189,5
9	P 6	<b>47 A. TORRES</b>	ESP	Team ProDina XCI	Kawasaki Ninja 400	12	<b>1.000</b>	0.020	1'49.541	190,5	1'49.381	193,9
10	18	<b>85 K. SABATUCCI</b>	ITA	Accolade Funds Smrz Racing BGR	Kawasaki Ninja 400	12	<b>7.134</b>	6.134	1'50.019	191,5	1'49.571	191,8
11	P 3	<b>48 J. GARCIA</b>	ESP	Prodina Kawasaki Racing Sport	Kawasaki Ninja 400	12	<b>7.150</b>	0.016	1'49.673	190,5	1'48.112	191,2
12	11	<b>62 K. FONTAINHA</b>	BRA	Yamaha AD78 FIMLA by MS Racing	Yamaha YZF-R3	12	<b>7.164</b>	0.014	1'50.260	191,2	1'49.249	187,2
13	22	<b>39 J. RISUENO</b>	ESP	MS Racing	Yamaha YZF-R3	12	<b>7.237</b>	0.073	1'50.088	189,5	1'49.915	190,8
14	23	<b>9 E. ERCOLANI</b>	ITA	Kawasaki GP Project	Kawasaki Ninja 400	12	<b>7.406</b>	0.169	1'49.774	191,2	1'49.970	193,2
15	17	<b>23 E. BARTOLINI</b>	ITA	Team BrCorse	Yamaha YZF-R3	12	<b>7.524</b>	0.118	1'49.281	190,8	1'49.550	184,6
16	P 19	<b>77 J. OSUNA</b>	ESP	ZAPPAS-DEZA-BOX 77 Racing Team	Kawasaki Ninja 400	12	<b>7.530</b>	0.006	1'49.974	191,5	1'49.629	189,8
17	14	<b>53 P. SVOBODA</b>	CZE	Kawasaki Junior Team by MTM	Kawasaki Ninja 400	12	<b>7.543</b>	0.013	1'49.948	184,6	1'49.423	189,5
18	12	<b>27 F. MULYA</b>	INA	ProGP Nitiracing	Yamaha YZF-R3	12	<b>7.585</b>	0.042	1'49.295	192,2	1'49.277	192,2
19	27	<b>4 E. CAZZANIGA</b>	ITA	Racestar Trasimeno	Yamaha YZF-R3	12	<b>7.733</b>	0.148	1'50.104	188,8	1'50.596	187,2
20	16	<b>96 M. VICH</b>	ESP	Yamaha Motoxrcing WorldSSP300 Team	Yamaha YZF-R3	12	<b>8.221</b>	0.488	1'49.916	188,8	1'49.506	190,1
21	28	<b>58 V. FOLGER</b>	GER	ARCO MotoR University Team	Yamaha YZF-R3	12	<b>27.611</b>	19.390	1'50.612	190,1	1'52.702	180,0
22	26	<b>16 U. HIDALGO</b>	ESP	ZAPPAS-DEZA-BOX 77 Racing Team	Kawasaki Ninja 400	12	<b>27.686</b>	0.075	1'51.192	188,2	1'50.205	188,5
23	20	<b>87 C. SWAIN</b>	AUS	Yamaha Motoxrcing WorldSSP300 Team	Yamaha YZF-R3	12	<b>27.796</b>	0.110	1'51.080	191,2	1'49.726	191,2
-----Not Classified-----												
RET	21	<b>13 R. FERNANDEZ</b>	ESP	Kawasaki Junior Team by MTM	Kawasaki Ninja 400	9	<b>3 Laps</b>		1'49.891	191,2	1'49.806	189,5
RET	25	<b>11 F. NOVOTNY</b>	CZE	Accolade Funds Smrz Racing BGR	Kawasaki Ninja 400	9	<b>3 Laps</b>		1'50.090	192,2	1'50.184	189,5
RET	29	<b>29 G. ZANNINI</b>	ITA	Kawasaki GP Project	Kawasaki Ninja 400	7	<b>5 Laps</b>		1'55.021	175,3	1'53.171	177,3
RET	9	<b>26 M. GENNAI</b>	ITA	MTM Kawasaki	Kawasaki Ninja 400	6	<b>6 Laps</b>		1'49.431	189,5	1'49.071	193,2
RET	8	<b>69 A. DI PERSIO</b>	ITA	ARCO MotoR University Team	Yamaha YZF-R3	4	<b>8 Laps</b>		1'49.822	187,2	1'50.189	189,1
RET	24	<b>79 T. ALONSO</b>	POR	Pons Motosport Italika Racing	Kawasaki Ninja 400	2	<b>10 Laps</b>		1'50.300	192,2	1'50.048	191,2

AIR	Humidity:	67%	Temp:	17°C
TRACK	Condition:	Dry	Temp:	20°C

Records	Pole [SP]	2025	J.Garcia	1'48.112	151,243 Km/h
	Race [RC1]	2025	B.Fernandez	1'48.158	151,179 Km/h
	All Times [FP]	2025	J.Buis	1'47.875	151,575 Km/h
Race Fastest Lap		Lap 4	B.Fernandez	1'48.804	150,281 Km/h

LAP LEADERS					
No. Rider	From	To	Laps	Total	
<b>6 J. BUIS</b>	1	1	1		
<b>7 B. FERNANDEZ</b>	2	2	1	1	
<b>38 D. SALVADOR</b>	3	3	1	1	
<b>12 H. MAIER</b>	4	4	1		
<b>6 J. BUIS</b>	5	5	1		
<b>48 J. GARCIA</b>	6	6	1	1	
<b>6 J. BUIS</b>	7	7	1		
<b>12 H. MAIER</b>	8	8	1		
<b>6 J. BUIS</b>	9	10	2		
<b>12 H. MAIER</b>	11	11	1	3	
<b>6 J. BUIS</b>	12	12	1	6	

TOTAL LEADER LAPS					
No. Rider	Laps				
<b>6 J. BUIS</b>	24				
<b>12 H. MAIER</b>	6				
<b>66 P. TONN</b>	6				
<b>38 D. SALVADOR</b>	4				
<b>7 B. FERNANDEZ</b>	3				
<b>48 J. GARCIA</b>	2				
<b>47 A. TORRES</b>	1				

13/04/2025 12:45 13:11 The results are provisional until the end of the time limit for protests and appeals and the completion of the technical checks.

These data/results cannot be reproduced, stored and/or transmitted in whole or in part by any manner of electronic, mechanical, photocopying, recording, broadcasting or otherwise now known or herein after developed without the previous express consent by the copyright owner, except for reproduction in daily press and regular printed publications on sale to the public within 60 days of the event related to those data/results and always provided that copyright symbol appears together as follows below.

© DORNA WSBK ORGANIZATION Srl 2025

**Pirelli Dutch Round, 11-13 April 2025**  
**Results Race 2**

**Race Highlights**

Time	No. Rider	Description
12.28.45		Patches of Water in Turn(s): 8
12.32.20	<b>87 C. SWAIN</b>	#87 Crashed - Turn 16
12.32.51	<b>87 C. SWAIN</b>	#87 Rejoined
12.42.52		Warm Up Lap Started
12.45.37		Start of Session
12.46.34	<b>7 B. FERNANDEZ</b>	#7 2X Long Lap Penalty - Irresponsible Riding - Race 1
12.48.27		No Jump Starts
12.49.44	<b>7 B. FERNANDEZ</b>	#7 1 of 2X Long Lap Penalty Completed
12.50.45	<b>79 T. ALONSO</b>	#79 Crashed - Turn 10
12.52.12	<b>79 T. ALONSO</b>	#79 Medical Centre
12.53.22	<b>7 B. FERNANDEZ</b>	#7 2 of 2X Long Lap Penalty Completed
12.54.11	<b>69 A. DI PERSIO</b>	#69 Crashed - Turn 7
12.57.17	<b>26 M. GENNAI</b>	#26 Crashed - Turn 5
12.57.29	<b>79 T. ALONSO</b>	#79 Not Actively Competing
12.57.29	<b>69 A. DI PERSIO</b>	#69 Not Actively Competing
12.58.08	<b>26 M. GENNAI</b>	#26 Not Actively Competing
12.59.27	<b>26 M. GENNAI</b>	#26 Medical Centre
13.00.18		2/3 of Race Distance Completed
13.00.59	<b>29 G. ZANNINI</b>	#29 Entered Pit Lane
13.01.40		Official Ambient Air Temperature 17.6°C - Humidity 67% - Atmospheric Pressure 100.26kPa - Fuel Flow Limit 47.7kg/h
13.02.33	<b>29 G. ZANNINI</b>	#29 Retired
13.03.27	<b>13 R. FERNANDEZ</b>	#13 Crashed - Turn 8
13.03.27	<b>11 F. NOVOTNY</b>	#11 Crashed - Turn 8
13.03.50		Incident in turn 8 - To be reviewed after the race
13.04.02	<b>13 R. FERNANDEZ</b>	#13 Not Actively Competing
13.04.02	<b>11 F. NOVOTNY</b>	#11 Not Actively Competing
13.08.14		Results Under Review
13.13.00		Podium Confirmed
13.15.55		End of Session
14.53.22	<b>7 B. FERNANDEZ</b>	#7 Penalized to drop 2 positions - Course Cutting
14.54.11	<b>50 C. THOMPSON</b>	#50 Penalized to drop 2 positions - Course Cutting
14.54.20	<b>12 H. MAIER</b>	#12 Penalized to drop 1 position - Track Limits
14.54.33	<b>47 A. TORRES</b>	#47 Penalized to drop 1 position - Course Cutting
14.54.42	<b>48 J. GARCIA</b>	#48 Penalized to drop 1 position - Track Limits
14.54.51	<b>77 J. OSUNA</b>	#77 Penalized to drop 1 position - Track Limits

Start End The results are provisional until the end of the time limit for protests and appeals and the completion of the technical checks.

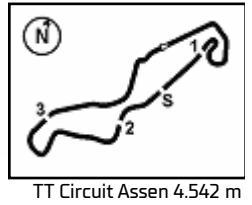
13/04/2025

12:45

13:11

These data/results cannot be reproduced, stored and/or transmitted in whole or in part by any manner of electronic, mechanical, photocopying, recording, broadcasting or otherwise now known or herein after developed without the previous express consent by the copyright owner, except for reproduction in daily press and regular printed publications on sale to the public within 60 days of the event related to those data/results and always provided that copyright symbol appears together as follows below.

© DORNA WSBK ORGANIZATION Srl 2025



**Pirelli Dutch Round, 11-13 April 2025**  
**Riders Standings**

	Points	Points From First	Points From Previous	March 30 <b>PORTIMAO</b>	April 13 <b>ASSEN</b>	May 18 <b>MOST</b>	June 15 <b>MISANO</b>	September 7 <b>MAGNY-COURS</b>	September 28 <b>ARAGON</b>	October 12 <b>ESTORIL</b>	October 19 <b>JEREZ</b>								
1 <b>BUIS</b> Jeffrey (NED)	<b>75</b>			<b>25</b>	<b>25</b>	<b>25</b>													
2 <b>GARCIA</b> Julio (ESP)	<b>61</b>	14		<b>20</b>	<b>20</b>	<b>16</b>	<b>5</b>												
3 <b>FERNANDEZ</b> Benat (ESP)	<b>60</b>	15	1	<b>13</b>	<b>25</b>	<b>11</b>	<b>11</b>												
4 <b>SALVADOR</b> David (ESP)	<b>44</b>	31	16		<b>11</b>	<b>13</b>	<b>20</b>												
5 <b>THOMPSON</b> Carter (AUS)	<b>43</b>	32	1	<b>10</b>	<b>13</b>	<b>10</b>	<b>10</b>												
6 <b>MAIER</b> Humberto (BRA)	<b>40</b>	35	3	<b>11</b>	<b>20</b>	<b>9</b>													
7 <b>TORRES</b> Antonio (ESP)	<b>39</b>	36	1	<b>16</b>	<b>16</b>	<b>7</b>													
8 <b>VANNUCCI</b> Matteo (ITA)	<b>30</b>	45	9	<b>9</b>	<b>5</b>	<b>8</b>	<b>8</b>												
9 <b>MOGEDA</b> Daniel (ESP)	<b>25</b>	50	5		<b>9</b>	<b>16</b>													
10 <b>MULYA</b> Felix (INA)	<b>20</b>	55	5	<b>7</b>	<b>9</b>	<b>4</b>													
11 <b>TONN</b> Phillip (GER)	<b>18</b>	57	2	<b>8</b>	<b>10</b>														
12 <b>FONTAINHA</b> Kevin (BRA)	<b>18</b>	57	0	<b>5</b>	<b>4</b>	<b>5</b>	<b>4</b>												
13 <b>OSUNA</b> Jose (ESP)	<b>14</b>	61	4		<b>7</b>	<b>7</b>													
14 <b>SABATUCCI</b> Kevin (ITA)	<b>14</b>	61	0	<b>3</b>	<b>2</b>	<b>3</b>	<b>6</b>												
15 <b>GAGGI</b> Marco (ITA)	<b>13</b>	62	1			<b>13</b>													
16 <b>BARTOLINI</b> Elia (ITA)	<b>12</b>	63	1	<b>1</b>	<b>8</b>	<b>2</b>	<b>1</b>												
17 <b>ALONSO</b> Tomas (POR)	<b>12</b>	63	0	<b>6</b>	<b>6</b>														
18 <b>GENNAI</b> Mirko (ITA)	<b>6</b>	69	6		<b>6</b>														
19 <b>RISUENO</b> Juan (ESP)	<b>6</b>	69	0		<b>3</b>	<b>3</b>													
20 <b>TORIQOTTULLAH</b> Faerozi (INA)	<b>4</b>	71	2	<b>4</b>															
21 <b>SVOBODA</b> Petr (CZE)	<b>3</b>	72	1	<b>2</b>	<b>1</b>														
22 <b>ERCOLANI</b> Emiliano (ITA)	<b>2</b>	73	1			<b>2</b>													
23 <b>DI PERSIO</b> Alessandro (ITA)	<b>1</b>	74	1		<b>1</b>														

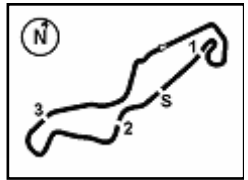
13/04/2025 First Line: Championship Standings - Second Line: Ranking Progression  
 These data/results cannot be reproduced, stored and/or transmitted in whole or in part by any manner of electronic, mechanical, photocopying, recording, broadcasting or otherwise now known or herein after developed without the previous express consent by the copyright owner, except for reproduction in daily press and regular printed publications on sale to the public within 60 days of the event related to those data/results and always provided that copyright symbol appears together as follows below.  
 © DORNA WSBK ORGANIZATION Srl 2025



**Pirelli Dutch Round, 11-13 April 2025**  
**Manufacturers Standings**

	Points	Points From First	Points From Previous	March 30 <b>PORTIMAO</b>	April 13 <b>ASSEN</b>	May 18 <b>MOST</b>	June 15 <b>MISANO</b>	September 7 <b>MAGNY-COURS</b>	September 28 <b>ARAGON</b>	October 12 <b>ESTORIL</b>	October 19 <b>JEREZ</b>							
1 <b>KTM</b>	<b>85</b>			25 10 1 3	25 25 1 1													
2 <b>KAWASAKI</b>	<b>76</b>	9		20 20 2 1	16 20 2 2													
3 <b>KOVE</b>	<b>60</b>	25	16	13 25 3 2	11 11 3 3													
4 <b>YAMAHA</b>	<b>53</b>	32	7	11 9 4 4	20 13 4 4													

13/04/2025 First Line: Championship Standings - Second Line: Ranking Progression  
These data/results cannot be reproduced, stored and/or transmitted in whole or in part by any manner of electronic, mechanical, photocopying, recording, broadcasting or otherwise now known or herein after developed without the previous express consent by the copyright owner, except for reproduction in daily press and regular printed publications on sale to the public within 60 days of the event related to those data/results and always provided that copyright symbol appears together as follows below.  
© DORNA WSBK ORGANIZATION Srl 2025



TT Circuit Assen 4.542 m

**Pirelli Dutch Round, 11-13 April 2025**  
**Teams Standings**

	March 30 PORTIMAO	April 13 ASSEN	May 18 MIST	June 15 MISANO	September 7 MAGNY-COURS	September 28 ARAGON	October 12 ESTORIL	October 19 JEREZ											
<b>1 Freudenberg KTM-Paligo Racing</b>	<b>93</b>																		
BUIS Jeffrey	75	25	25	25															
TONN Phillip	18	8	10																
<b>2 Team ProDina XCI</b>	<b>83 [-10]</b>																		
SALVADOR David	44	11	13	20															
TORRES Antonio	39	16	16	7															
<b>3 Prodina Kawasaki Racing Sport</b>	<b>61 [-32]</b>																		
GARCIA Julio	61	20	20	16	5														
<b>4 Team#109 Retro Traffic Kove</b>	<b>60 [-33]</b>																		
FERNANDEZ Benat	60	13	25	11	11														
<b>5 Yamaha AD78 FIMLA by MS Racing</b>	<b>58 [-35]</b>																		
MAIER Humberto	40	11	20	9															
FONTEINHA Kevin	18	5	4	5	4														
<b>6 MTM Kawasaki</b>	<b>49 [-44]</b>																		
THOMPSON Carter	43	10	13	10	10														
GENNAI Mirko	6		6																
<b>7 Pons Motosport Italika Racing</b>	<b>37 [-56]</b>																		
MOGEDA Daniel	25		9	16															
ALONSO Tomas	12	6	6																
<b>8 PATA AG Motorsport Italia WorldSSP300</b>	<b>30 [-63]</b>																		
VANNUCCI Matteo	30	9	5	8	8														
<b>9 Team BrCorse</b>	<b>25 [-68]</b>																		
GAGGI Marco	13		13																
BARTOLINI Elia	12	1	8	2	1														
<b>10 ProGP NitiRacing</b>	<b>24 [-69]</b>																		
MULYA Felix	20	7	9	4															
TORRETTULLAH Faerozi	4	4																	
<b>11 ZAPPAS-DEZA-BOX 77 Racing Team</b>	<b>14 [-79]</b>																		
OSUNA Jose	14	7	7																
<b>12 Accolade Funds Smrz Racing BGR</b>	<b>14 [-79]</b>																		
SABATUCCI Kevin	14	3	2	3	6														
<b>13 MS Racing</b>	<b>6 [-87]</b>																		
RISUENO Juan	6	3	3																
<b>14 Kawasaki Junior Team by MTM</b>	<b>3 [-90]</b>																		
SVOBODA Petr	3	2	1																
<b>15 Kawasaki GP Project</b>	<b>2 [-91]</b>																		
ERCOLANI Emiliano	2		2																
<b>16 ARCO MotoR University Team</b>	<b>1 [-92]</b>																		
DI PERSIO Alessandro	1		1																

13/04/2025

These data/results cannot be reproduced, stored and/or transmitted in whole or in part by any manner of electronic, mechanical, photocopying, recording, broadcasting or otherwise now known or herein after developed without the previous express consent by the copyright owner, except for reproduction in daily press and regular printed publications on sale to the public within 60 days of the event related to those data/results and always provided that copyright symbol appears together as follows below.

© DORNA WSBK ORGANIZATION Srl 2025

FICR PERUGIA TIMING



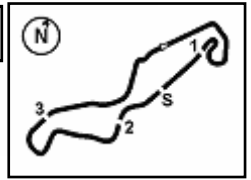
**Pirelli Dutch Round, 11-13 April 2025**  
**Pirelli Best Lap Award**

	Points	Points From First	Points From Previous	March 30 <b>PORTIMAO</b>	April 13 <b>ASSEN</b>	May 18 <b>MOST</b>	June 15 <b>MISANO</b>	September 7 <b>MAGNY-COURS</b>	September 28 <b>ARAGON</b>	October 12 <b>ESTORIL</b>	October 19 <b>JEREZ</b>							
<b>1 FERNANDEZ</b> Benat [ESP]	<b>2</b>				<b>1 1</b>													
<b>2 GARCIA</b> Julio [ESP]	<b>1</b>	<b>1</b>		<b>1</b>														
<b>3 SALVADOR</b> David [ESP]	<b>1</b>	<b>1</b>	<b>0</b>	<b>1</b>														

13/04/2025 First Line: Race 1 & 2

These data/results cannot be reproduced, stored and/or transmitted in whole or in part by any manner of electronic, mechanical, photocopying, recording, broadcasting or otherwise now known or herein after developed without the previous express consent by the copyright owner, except for reproduction in daily press and regular printed publications on sale to the public within 60 days of the event related to those data/results and always provided that copyright symbol appears together as follows below.

© DORNA WSBK ORGANIZATION Srl 2025



**Pirelli Dutch Round, 11-13 April 2025**  
**Best Sectors & Speed Race 2**

RESULTS				
1	6	J. BUIS	KTM RC 390 R	Laps 12
2	38	D. SALVADOR	Kawasaki Ninja 400	0.001
3	88	D. MOGEDA	Kawasaki Ninja 400	0.656
4	43	M. GAGGI	Yamaha YZF-R3	0.890
5	7	B. FERNANDEZ	Kove 321 RR-S	0.910
6	50	C. THOMPSON	Kawasaki Ninja 400	0.930
7	12	H. MAIER	Yamaha YZF-R3	0.950
8	91	M. VANNUCCI	Yamaha YZF-R3	0.980
9	47	A. TORRES	Kawasaki Ninja 400	1.000
10	85	K. SABATUCCI	Kawasaki Ninja 400	7.134
11	48	J. GARCIA	Kawasaki Ninja 400	7.150
12	62	K. FONTAINHA	Yamaha YZF-R3	7.164
13	39	J. RISUENO	Yamaha YZF-R3	7.237
14	9	E. ERCOLANI	Kawasaki Ninja 400	7.406
15	23	E. BARTOLINI	Yamaha YZF-R3	7.524
16	77	J. OSUNA	Kawasaki Ninja 400	7.530
17	53	P. SVOBODA	Kawasaki Ninja 400	7.543
18	27	F. MULYA	Yamaha YZF-R3	7.585
19	4	E. CAZZANIGA	Yamaha YZF-R3	7.733
20	96	M. VICH	Yamaha YZF-R3	8.221
21	58	V. FOLGER	Yamaha YZF-R3	27.611
22	16	U. HIDALGO	Kawasaki Ninja 400	27.686
23	87	C. SWAIN	Yamaha YZF-R3	27.796
RET	13	R. FERNANDEZ	Kawasaki Ninja 400	3 Laps
RET	11	F. NOVOTNY	Kawasaki Ninja 400	3 Laps
RET	29	G. ZANNINI	Kawasaki Ninja 400	5 Laps
RET	26	M. GENNAI	Kawasaki Ninja 400	6 Laps
RET	69	A. DI PERSIO	Yamaha YZF-R3	8 Laps
RET	79	T. ALONSO	Kawasaki Ninja 400	10 Laps

SPEED				
1	27	F. MULYA	Yamaha YZF-R3	192,2
2	43	M. GAGGI	Yamaha YZF-R3	192,2
3	79	T. ALONSO	Kawasaki Ninja 400	192,2
4	11	F. NOVOTNY	Kawasaki Ninja 400	192,2
5	77	J. OSUNA	Kawasaki Ninja 400	191,5
6	85	K. SABATUCCI	Kawasaki Ninja 400	191,5
7	9	E. ERCOLANI	Kawasaki Ninja 400	191,2
8	13	R. FERNANDEZ	Kawasaki Ninja 400	191,2
9	62	K. FONTAINHA	Yamaha YZF-R3	191,2
10	87	C. SWAIN	Yamaha YZF-R3	191,2
11	23	E. BARTOLINI	Yamaha YZF-R3	190,8
12	47	A. TORRES	Kawasaki Ninja 400	190,5
13	48	J. GARCIA	Kawasaki Ninja 400	190,5
14	91	M. VANNUCCI	Yamaha YZF-R3	190,1
15	58	V. FOLGER	Kawasaki Ninja 400	190,1
16	39	J. RISUENO	Yamaha YZF-R3	189,5
17	50	C. THOMPSON	Kawasaki Ninja 400	189,5
18	26	M. GENNAI	Kawasaki Ninja 400	189,5
19	4	E. CAZZANIGA	Yamaha YZF-R3	188,8
20	96	M. VICH	Yamaha YZF-R3	188,8
21	88	D. MOGEDA	Kawasaki Ninja 400	188,5
22	16	U. HIDALGO	Kawasaki Ninja 400	188,2
23	7	B. FERNANDEZ	Kove 321 RR-S	187,5
24	12	H. MAIER	Yamaha YZF-R3	187,5
25	6	J. BUIS	KTM RC 390 R	187,2
26	69	A. DI PERSIO	Yamaha YZF-R3	187,2
27	53	P. SVOBODA	Kawasaki Ninja 400	184,6
28	38	D. SALVADOR	Kawasaki Ninja 400	183,1
29	29	G. ZANNINI	Kawasaki Ninja 400	175,3

SEG. 1	
1	50 C. THOMPSON 35.161
2	38 D. SALVADOR 35.197
3	7 B. FERNANDEZ 35.209
4	47 A. TORRES 35.212
5	6 J. BUIS 35.270
6	48 J. GARCIA 35.303
7	77 J. OSUNA 35.393
8	27 F. MULYA 35.417
9	43 M. GAGGI 35.417
10	13 R. FERNANDEZ 35.435
11	12 H. MAIER 35.448
12	91 M. VANNUCCI 35.467
13	88 D. MOGEDA 35.470
14	96 M. VICH 35.476
15	4 E. CAZZANIGA 35.504
16	53 P. SVOBODA 35.541
17	9 E. ERCOLANI 35.571
18	26 M. GENNAI 35.581
19	62 K. FONTAINHA 35.606
20	85 K. SABATUCCI 35.610
21	39 J. RISUENO 35.611
22	79 T. ALONSO 35.623
23	11 F. NOVOTNY 35.652
24	23 E. BARTOLINI 35.708
25	69 A. DI PERSIO 35.818
26	16 U. HIDALGO 35.925
27	58 V. FOLGER 35.976
28	87 C. SWAIN 36.143
29	29 G. ZANNINI 36.902

SEG. 2	
1	43 M. GAGGI 17.753
2	11 F. NOVOTNY 17.873
3	26 M. GENNAI 17.885
4	50 C. THOMPSON 17.912
5	27 F. MULYA 17.923
6	91 M. VANNUCCI 17.937
7	7 B. FERNANDEZ 17.959
8	88 D. MOGEDA 17.960
9	62 K. FONTAINHA 17.961
10	77 J. OSUNA 17.975
11	39 J. RISUENO 17.995
12	69 A. DI PERSIO 17.999
13	6 J. BUIS 18.026
14	85 K. SABATUCCI 18.038
15	13 R. FERNANDEZ 18.058
16	9 E. ERCOLANI 18.064
17	12 H. MAIER 18.085
18	4 E. CAZZANIGA 18.092
19	23 E. BARTOLINI 18.095
20	47 A. TORRES 18.132
21	79 T. ALONSO 18.155
22	87 C. SWAIN 18.174
23	58 V. FOLGER 18.181
24	96 M. VICH 18.182
25	16 U. HIDALGO 18.260
26	48 J. GARCIA 18.292
27	53 P. SVOBODA 18.332
28	38 D. SALVADOR 18.465
29	29 G. ZANNINI 19.127

SEG. 3	
1	38 D. SALVADOR 30.017
2	91 M. VANNUCCI 30.052
3	23 E. BARTOLINI 30.088
4	47 A. TORRES 30.127
5	48 J. GARCIA 30.133
6	7 B. FERNANDEZ 30.136
7	12 H. MAIER 30.158
8	50 C. THOMPSON 30.158
9	6 J. BUIS 30.197
10	88 D. MOGEDA 30.197
11	26 M. GENNAI 30.206
12	9 E. ERCOLANI 30.224
13	79 T. ALONSO 30.265
14	43 M. GAGGI 30.266
15	11 F. NOVOTNY 30.282
16	27 F. MULYA 30.337
17	85 K. SABATUCCI 30.356
18	53 P. SVOBODA 30.383
19	77 J. OSUNA 30.422
20	62 K. FONTAINHA 30.432
21	96 M. VICH 30.432
22	13 R. FERNANDEZ 30.446
23	69 A. DI PERSIO 30.468
24	58 V. FOLGER 30.474
25	39 J. RISUENO 30.492
26	4 E. CAZZANIGA 30.506
27	16 U. HIDALGO 30.598
28	87 C. SWAIN 30.739
29	29 G. ZANNINI 31.579

SEG. 4	
1	43 M. GAGGI 25.025
2	38 D. SALVADOR 25.104
3	7 B. FERNANDEZ 25.106
4	6 J. BUIS 25.144
5	91 M. VANNUCCI 25.156
6	50 C. THOMPSON 25.183
7	88 D. MOGEDA 25.189
8	23 E. BARTOLINI 25.232
9	12 H. MAIER 25.233
10	62 K. FONTAINHA 25.246
11	85 K. SABATUCCI 25.305
12	53 P. SVOBODA 25.319
13	26 M. GENNAI 25.326
14	48 J. GARCIA 25.337
15	77 J. OSUNA 25.345
16	47 A. TORRES 25.397
17	13 R. FERNANDEZ 25.409
18	39 J. RISUENO 25.415
19	69 A. DI PERSIO 25.417
20	27 F. MULYA 25.453
21	11 F. NOVOTNY 25.461
22	96 M. VICH 25.473
23	9 E. ERCOLANI 25.493
24	4 E. CAZZANIGA 25.563
25	87 C. SWAIN 25.658
26	58 V. FOLGER 25.660
27	16 U. HIDALGO 25.726
28	79 T. ALONSO 25.885
29	29 G. ZANNINI 26.402

13/04/2025

These data/results cannot be reproduced, stored and/or transmitted in whole or in part by any manner of electronic, mechanical, photocopying, recording, broadcasting or otherwise now known or herein after developed without the previous express consent by the copyright owner, except for reproduction in daily press and regular printed publications on sale to the public within 60 days of the event related to those data/results and always provided that copyright symbol appears together as follows below.

© DORNA WSBK ORGANIZATION Srl 2025

**Pirelli Dutch Round, 11-13 April 2025**  
**Lap Chart Race 2**

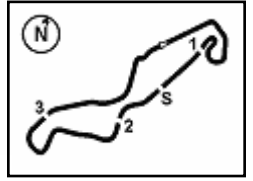
1 / 4

Lap												
	1	2	3	4	5	6	7	8	9	10	11	12
1	6	7	38	12	6	48	6	12	6	6	12	6
2	48	38	6	38	38	38	48	6	48	12	38	38
3	7	48	12	6	48	6	38	38	12	38	48	88
4	12	6	48	48	12	50	12	7	7	48	7	7
5	38	12	50	26	27	12	50	50	43	47	50	50
6	47	50	47	50	26	26	7	48	38	50	6	12
7	50	47	26	47	50	43	91	47	47	43	47	43
8	26	26	43	27	43	27	47	43	91	7	91	47
9	43	43	88	43	47	88	43	88	50	91	88	91
10	88	88	27	88	88	47	88	91	88	88	43	48
11	27	27	7	7	91	91	27	77	13	77	77	85
12	69	53	53	91	7	7	13	13	77	85	39	62
13	53	96	96	53	53	53	77	27	39	23	85	39
14	96	79	91	96	23	23	23	23	23	39	23	9
15	62	23	13	69	96	96	53	85	53	53	27	77
16	79	69	23	23	77	77	9	53	27	62	53	23
17	91	13	77	13	13	13	85	62	62	9	62	53
18	85	62	62	77	9	9	62	11	11	27	9	27
19	23	77	69	62	62	85	96	39	85	4	4	4
20	13	91	11	39	85	62	39	96	96	96	96	96
21	11	85	39	11	39	39	11	9	9	58	87	58
22	39	11	85	9	11	11	4	4	4	16	58	16
23	77	39	9	85	4	4	87	58	16	87	16	87
24	16	9	4	4	58	87	58	16	87			
25	87	87	87	87	87	16	16	87	58			
26	9	4	58	58	16	58	29					
27	58	16	16	16	29	29						
28	4	58	29	29								
29	29	29										

Final Result		
1	<b>6 J. BUIS</b>	Laps 12
2	<b>38 D. SALVADOR</b>	0.001
3	<b>88 D. MOGEDA</b>	0.656
4	<b>43 M. GAGGI</b>	0.890
5	<b>7 B. FERNANDEZ (P)</b>	0.910
6	<b>50 C. THOMPSON (P)</b>	0.930
7	<b>12 H. MAIER (P)</b>	0.950
8	<b>91 M. VANNUCCI</b>	0.980
9	<b>47 A. TORRES (P)</b>	1.000
10	<b>85 K. SABATUCCI</b>	7.134
11	<b>48 J. GARCIA (P)</b>	7.150
12	<b>62 K. FONTAINHA</b>	7.164
13	<b>39 J. RISUENO</b>	7.237
14	<b>9 E. ERCOLANI</b>	7.406
15	<b>23 E. BARTOLINI</b>	7.524
16	<b>77 J. OSUNA (P)</b>	7.530
17	<b>53 P. SVOBODA</b>	7.543
18	<b>27 F. MULYA</b>	7.585
19	<b>4 E. CAZZANIGA</b>	7.733
20	<b>96 M. VICH</b>	8.221
21	<b>58 V. FOLGER</b>	27.611
22	<b>16 U. HIDALGO</b>	27.686
23	<b>87 C. SWAIN</b>	27.796
RET	<b>13 R. FERNANDEZ</b>	3 Laps
RET	<b>11 F. NOVOTNY</b>	3 Laps
RET	<b>29 G. ZANNINI</b>	5 Laps
RET	<b>26 M. GENNAI</b>	6 Laps
RET	<b>69 A. DI PERSIO</b>	8 Laps
RET	<b>79 T. ALONSO</b>	10 Laps

13/04/2025  
These data/results cannot be reproduced, stored and/or transmitted in whole or in part by any manner of electronic, mechanical, photocopying, recording, broadcasting or otherwise now known or herein after developed without the previous express consent by the copyright owner, except for reproduction in daily press and regular printed publications on sale to the public within 60 days of the event related to those data/results and always provided that copyright symbol appears together as follows below.  
© DORNA WSBK ORGANIZATION Srl 2025





**Pirelli Dutch Round, 11-13 April 2025**  
**Lap Chart Race 2**

Lap 1		
1	<b>6</b> J.Buis	1'54.481
2	<b>48</b> J.Garcia	0.296
3	<b>7</b> B.Fernandez	0.344
4	<b>12</b> H.Maier	0.511
5	<b>38</b> D.Salvador	0.562
6	<b>47</b> A.Torres	0.844
7	<b>50</b> C.Thompson	0.979
8	<b>26</b> M.Gennai	1.217
9	<b>43</b> M.Gaggi	1.406
10	<b>88</b> D.Mogeda	1.624
11	<b>27</b> F.Mulya	1.861
12	<b>69</b> A.Di Persio	2.550
13	<b>53</b> P.Svoboda	2.651
14	<b>96</b> M.Vich	2.974
15	<b>62</b> K.Fontainha	3.008
16	<b>79</b> T.Alonso	3.181
17	<b>91</b> M.Vannucci	3.260
18	<b>85</b> K.Sabatucci	3.285
19	<b>23</b> E.Bartolini	3.311
20	<b>13</b> R.Fernandez	3.515
21	<b>11</b> F.Novotny	3.576
22	<b>39</b> J.Risueno	3.773
23	<b>77</b> J.Osuna	3.821
24	<b>16</b> U.Hidalgo	4.056
25	<b>87</b> C.Swain	4.339
26	<b>9</b> E.Ercolani	4.433
27	<b>58</b> V.Folger	4.476
28	<b>4</b> E.Cazzaniga	4.701
29	<b>29</b> G.Zannini	7.591

11	<b>7</b> B.Fernandez	2.619
12	<b>53</b> P.Svoboda	3.903
13	<b>96</b> M.Vich	4.100
14	<b>91</b> M.Vannucci	4.391
15	<b>13</b> R.Fernandez	4.684
16	<b>23</b> E.Bartolini	4.783
17	<b>77</b> J.Osuna	4.845
18	<b>62</b> K.Fontainha	4.913
19	<b>69</b> A.Di Persio	5.018
20	<b>11</b> F.Novotny	5.096
21	<b>39</b> J.Risueno	5.421
22	<b>85</b> K.Sabatucci	5.550
23	<b>9</b> E.Ercolani	5.668
24	<b>4</b> E.Cazzaniga	6.395
25	<b>87</b> C.Swain	7.183
26	<b>58</b> V.Folger	8.175
27	<b>16</b> U.Hidalgo	8.234
28	<b>29</b> G.Zannini	18.126

24	<b>58</b> V.Folger	12.045
25	<b>87</b> C.Swain	12.090
26	<b>16</b> U.Hidalgo	12.191
27	<b>29</b> G.Zannini	29.095

Lap 6		
1	<b>48</b> J.Garcia	11'05.170
2	<b>38</b> D.Salvador	0.025
3	<b>6</b> J.Buis	0.315
4	<b>50</b> C.Thompson	0.414
5	<b>12</b> H.Maier	0.493
6	<b>26</b> M.Gennai	0.728
7	<b>43</b> M.Gaggi	0.890
8	<b>27</b> F.Mulya	1.055
9	<b>88</b> D.Mogeda	1.251
10	<b>47</b> A.Torres	1.365
11	<b>91</b> M.Vannucci	2.604
12	<b>7</b> B.Fernandez	2.748
13	<b>53</b> P.Svoboda	3.728
14	<b>23</b> E.Bartolini	3.802
15	<b>96</b> M.Vich	3.974
16	<b>77</b> J.Osuna	4.210
17	<b>13</b> R.Fernandez	4.349
18	<b>9</b> E.Ercolani	4.504
19	<b>85</b> K.Sabatucci	4.869
20	<b>62</b> K.Fontainha	4.914
21	<b>39</b> J.Risueno	5.156
22	<b>11</b> F.Novotny	5.295
23	<b>4</b> E.Cazzaniga	5.955
24	<b>87</b> C.Swain	14.461
25	<b>16</b> U.Hidalgo	14.511
26	<b>58</b> V.Folger	14.580
27	<b>29</b> G.Zannini	34.159

11	<b>77</b> J.Osuna	4.706
12	<b>13</b> R.Fernandez	4.807
13	<b>27</b> F.Mulya	4.992
14	<b>23</b> E.Bartolini	5.097
15	<b>85</b> K.Sabatucci	5.178
16	<b>53</b> P.Svoboda	5.379
17	<b>62</b> K.Fontainha	5.480
18	<b>11</b> F.Novotny	5.735
19	<b>39</b> J.Risueno	5.801
20	<b>96</b> M.Vich	6.050
21	<b>9</b> E.Ercolani	6.200
22	<b>4</b> E.Cazzaniga	6.336
23	<b>58</b> V.Folger	19.642
24	<b>16</b> U.Hidalgo	19.780
25	<b>87</b> C.Swain	20.015

Lap 2		
1	<b>7</b> B.Fernandez	3'44.220
2	<b>38</b> D.Salvador	0.051
3	<b>48</b> J.Garcia	0.322
4	<b>6</b> J.Buis	0.469
5	<b>12</b> H.Maier	0.534
6	<b>50</b> C.Thompson	0.713
7	<b>47</b> A.Torres	0.795
8	<b>26</b> M.Gennai	0.909
9	<b>43</b> M.Gaggi	0.996
10	<b>88</b> D.Mogeda	1.091
11	<b>27</b> F.Mulya	1.417
12	<b>53</b> P.Svoboda	3.524
13	<b>96</b> M.Vich	3.602
14	<b>79</b> T.Alonso	3.742
15	<b>23</b> E.Bartolini	3.876
16	<b>69</b> A.Di Persio	3.970
17	<b>13</b> R.Fernandez	4.201
18	<b>62</b> K.Fontainha	4.324
19	<b>77</b> J.Osuna	4.496
20	<b>91</b> M.Vannucci	4.570
21	<b>85</b> K.Sabatucci	4.741
22	<b>11</b> F.Novotny	4.821
23	<b>39</b> J.Risueno	5.148
24	<b>9</b> E.Ercolani	5.292
25	<b>87</b> C.Swain	5.918
26	<b>4</b> E.Cazzaniga	6.106
27	<b>16</b> U.Hidalgo	6.318
28	<b>58</b> V.Folger	7.378
29	<b>29</b> G.Zannini	12.873

Lap 4		
1	<b>12</b> H.Maier	7'24.078
2	<b>38</b> D.Salvador	0.049
3	<b>6</b> J.Buis	0.465
4	<b>48</b> J.Garcia	0.642
5	<b>26</b> M.Gennai	0.718
6	<b>50</b> C.Thompson	0.903
7	<b>47</b> A.Torres	0.911
8	<b>27</b> F.Mulya	1.046
9	<b>43</b> M.Gaggi	1.155
10	<b>88</b> D.Mogeda	1.235
11	<b>7</b> B.Fernandez	1.380
12	<b>91</b> M.Vannucci	4.030
13	<b>53</b> P.Svoboda	4.135
14	<b>96</b> M.Vich	4.514
15	<b>69</b> A.Di Persio	4.797
16	<b>23</b> E.Bartolini	4.896
17	<b>13</b> R.Fernandez	5.113
18	<b>77</b> J.Osuna	5.304
19	<b>62</b> K.Fontainha	5.471
20	<b>39</b> J.Risueno	5.552
21	<b>11</b> F.Novotny	5.768
22	<b>9</b> E.Ercolani	5.861
23	<b>85</b> K.Sabatucci	5.906
24	<b>4</b> E.Cazzaniga	6.485
25	<b>87</b> C.Swain	9.149
26	<b>58</b> V.Folger	9.322
27	<b>16</b> U.Hidalgo	9.383
28	<b>29</b> G.Zannini	23.443

Lap 7		
1	<b>6</b> J.Buis	12'55.537
2	<b>48</b> J.Garcia	0.154
3	<b>38</b> D.Salvador	0.213
4	<b>12</b> H.Maier	0.398
5	<b>50</b> C.Thompson	0.537
6	<b>7</b> B.Fernandez	1.492
7	<b>91</b> M.Vannucci	1.696
8	<b>47</b> A.Torres	1.855
9	<b>43</b> M.Gaggi	1.943
10	<b>88</b> D.Mogeda	2.067
11	<b>27</b> F.Mulya	4.180
12	<b>13</b> R.Fernandez	4.255
13	<b>77</b> J.Osuna	4.361
14	<b>23</b> E.Bartolini	4.415
15	<b>53</b> P.Svoboda	4.583
16	<b>9</b> E.Ercolani	4.692
17	<b>85</b> K.Sabatucci	4.843
18	<b>62</b> K.Fontainha	4.934
19	<b>96</b> M.Vich	5.064
20	<b>39</b> J.Risueno	5.181
21	<b>11</b> F.Novotny	5.470
22	<b>4</b> E.Cazzaniga	5.759
23	<b>87</b> C.Swain	17.122
24	<b>58</b> V.Folger	17.206
25	<b>16</b> U.Hidalgo	17.284
26	<b>29</b> G.Zannini	39.855

Lap 9		
1	<b>6</b> J.Buis	16'36.401
2	<b>48</b> J.Garcia	0.092
3	<b>12</b> H.Maier	0.260
4	<b>7</b> B.Fernandez	0.398
5	<b>43</b> M.Gaggi	0.566
6	<b>38</b> D.Salvador	0.641
7	<b>47</b> A.Torres	0.849
8	<b>91</b> M.Vannucci	1.152
9	<b>50</b> C.Thompson	1.209
10	<b>88</b> D.Mogeda	1.230
11	<b>13</b> R.Fernandez	5.522
12	<b>77</b> J.Osuna	5.566
13	<b>39</b> J.Risueno	5.624
14	<b>23</b> E.Bartolini	5.825
15	<b>53</b> P.Svoboda	6.095
16	<b>27</b> F.Mulya	6.290
17	<b>62</b> K.Fontainha	6.353
18	<b>11</b> F.Novotny	6.431
19	<b>85</b> K.Sabatucci	6.440
20	<b>96</b> M.Vich	6.689
21	<b>9</b> E.Ercolani	6.825
22	<b>4</b> E.Cazzaniga	6.970
23	<b>16</b> U.Hidalgo	22.150
24	<b>87</b> C.Swain	22.254
25	<b>58</b> V.Folger	22.376

Lap 3		
1	<b>38</b> D.Salvador	5'34.035
2	<b>6</b> J.Buis	0.196
3	<b>12</b> H.Maier	0.383
4	<b>48</b> J.Garcia	0.535
5	<b>50</b> C.Thompson	0.696
6	<b>47</b> A.Torres	0.797
7	<b>26</b> M.Gennai	0.896
8	<b>43</b> M.Gaggi	0.952
9	<b>88</b> D.Mogeda	1.044
10	<b>27</b> F.Mulya	1.220

Lap 5		
1	<b>6</b> J.Buis	9'14.186
2	<b>38</b> D.Salvador	0.038
3	<b>48</b> J.Garcia	0.207
4	<b>12</b> H.Maier	0.292
5	<b>27</b> F.Mulya	0.770
6	<b>26</b> M.Gennai	0.832
7	<b>50</b> C.Thompson	0.868
8	<b>43</b> M.Gaggi	0.972
9	<b>47</b> A.Torres	1.261
10	<b>88</b> D.Mogeda	1.307
11	<b>91</b> M.Vannucci	3.696
12	<b>7</b> B.Fernandez	3.800
13	<b>53</b> P.Svoboda	3.975
14	<b>23</b> E.Bartolini	4.069
15	<b>96</b> M.Vich	4.322
16	<b>77</b> J.Osuna	5.220
17	<b>13</b> R.Fernandez	5.442
18	<b>9</b> E.Ercolani	5.527
19	<b>62</b> K.Fontainha	5.623
20	<b>85</b> K.Sabatucci	5.817
21	<b>39</b> J.Risueno	5.960
22	<b>11</b> F.Novotny	6.148
23	<b>4</b> E.Cazzaniga	6.560

Lap 8		
1	<b>12</b> H.Maier	14'45.917
2	<b>6</b> J.Buis	0.248
3	<b>38</b> D.Salvador	0.304
4	<b>7</b> B.Fernandez	0.379
5	<b>50</b> C.Thompson	0.652
6	<b>48</b> J.Garcia	0.836
7	<b>47</b> A.Torres	1.016
8	<b>43</b> M.Gaggi	1.082
9	<b>88</b> D.Mogeda	1.197
10	<b>91</b> M.Vannucci	1.206

Lap 10		
1	<b>6</b> J.Buis	18'27.505
2	<b>12</b> H.Maier	0.141
3	<b>38</b> D.Salvador	0.183
4	<b>48</b> J.Garcia	0.381
5	<b>47</b> A.Torres	0.545
6	<b>50</b> C.Thompson	0.622
7	<b>43</b> M.Gaggi	0.660
8	<b>7</b> B.Fernandez	0.671
9	<b>91</b> M.Vannucci	0.840
10	<b>88</b> D.Mogeda	0.906
11	<b>77</b> J.Osuna	6.021
12	<b>85</b> K.Sabatucci	6.103
13	<b>23</b> E.Bartolini	6.165
14	<b>39</b> J.Risueno	6.327
15	<b>53</b> P.Svoboda	6.575
16	<b>62</b> K.Fontainha	6.671
17	<b>9</b> E.Ercolani	6.882
18	<b>27</b> F.Mulya	6.983
19	<b>4</b> E.Cazzaniga	7.150
20	<b>96</b> M.Vich	7.952
21	<b>58</b> V.Folger	23.766
22	<b>16</b> U.Hidalgo	23.844
23	<b>87</b> C.Swain	24.104

Lap 11		
1	<b>12</b> H.Maier	20'18.011
2	<b>38</b> D.Salvador	0.098
3	<b>48</b> J.Garcia	0.260
4	<b>7</b> B.Fernandez	0.359

13/04/2025

These data/results cannot be reproduced, stored and/or transmitted in whole or in part by any manner of electronic, mechanical, photocopying, recording, broadcasting or otherwise now known or herein after developed without the previous express consent by the copyright owner, except for reproduction in daily press and regular printed publications on sale to the public within 60 days of the event related to those data/results and always provided that copyright symbol appears together as follows below.

© DORNA WSBK ORGANIZATION Srl 2025

**Pirelli Dutch Round, 11-13 April 2025**  
**Lap Chart Race 2**

3 / 4

5	<b>50</b>	C.Thompson	0.612
6	<b>6</b>	J.Buis	0.791
7	<b>47</b>	A.Torres	0.824
8	<b>91</b>	M.Vannucci	0.896
9	<b>88</b>	D.Mogeda	0.989
10	<b>43</b>	M.Gaggi	1.056
11	<b>77</b>	J.Osuna	7.037
12	<b>39</b>	J.Risueno	7.224
13	<b>85</b>	K.Sabatucci	7.347
14	<b>23</b>	E.Bartolini	7.405
15	<b>27</b>	F.Mulya	7.625
16	<b>53</b>	P.Svoboda	7.889
17	<b>62</b>	K.Fontainha	7.895
18	<b>9</b>	E.Ercolani	7.976
19	<b>4</b>	E.Cazzaniga	8.096
20	<b>96</b>	M.Vich	8.527
21	<b>87</b>	C.Swain	26.289
22	<b>58</b>	V.Folger	26.472
23	<b>16</b>	U.Hidalgo	26.579

**Lap 12**

1	<b>6</b>	J.Buis	22'09.423
2	<b>38</b>	D.Salvador	0.001
3	<b>88</b>	D.Mogeda	0.656
4	<b>7</b>	B.Fernandez	0.665
5	<b>50</b>	C.Thompson	0.827
6	<b>12</b>	H.Maier	0.886
7	<b>43</b>	M.Gaggi	0.890
8	<b>47</b>	A.Torres	0.947
9	<b>91</b>	M.Vannucci	0.980
10	<b>48</b>	J.Garcia	0.986
11	<b>85</b>	K.Sabatucci	7.134
12	<b>62</b>	K.Fontainha	7.164
13	<b>39</b>	J.Risueno	7.237
14	<b>9</b>	E.Ercolani	7.406
15	<b>77</b>	J.Osuna	7.487
16	<b>23</b>	E.Bartolini	7.524
17	<b>53</b>	P.Svoboda	7.543
18	<b>27</b>	F.Mulya	7.585
19	<b>4</b>	E.Cazzaniga	7.733
20	<b>96</b>	M.Vich	8.221
21	<b>58</b>	V.Folger	27.611
22	<b>16</b>	U.Hidalgo	27.686
23	<b>87</b>	C.Swain	27.796

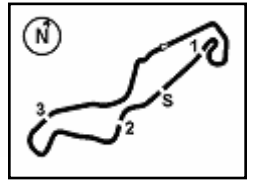
13/04/2025

These data/results cannot be reproduced, stored and/or transmitted in whole or in part by any manner of electronic, mechanical, photocopying, recording, broadcasting or otherwise now known or herein after developed without the previous express consent by the copyright owner, except for reproduction in daily press and regular printed publications on sale to the public within 60 days of the event related to those data/results and always provided that copyright symbol appears together as follows below.

© DORNA WSBK ORGANIZATION Srl 2025

FICR PERUGIA TIMING





**Pirelli Dutch Round, 11-13 April 2025**  
**Lap Chart Race 2**

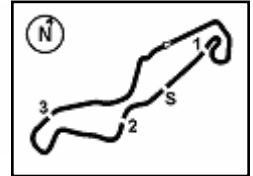
**Race Pace Comparison**

	<b>6 Bui</b>	<b>38 Sal</b>	<b>88 Mog</b>	<b>43 Gag</b>	<b>7 FeB</b>	<b>50 Tho</b>	<b>12 Mai</b>	<b>91 Van</b>	<b>47 Tor</b>	<b>85 Sab</b>	<b>48 GaJ</b>	<b>62 Fon</b>	<b>39 Ris</b>	<b>9 Erc</b>
1	1'54.481	1'55.043	1'56.105	1'55.887	1'54.825	1'55.460	1'54.992	1'57.741	1'55.325	1'57.766	1'54.777	1'57.489	1'58.254	1'58.914
2	1'50.208	<b>1'49.228</b>	<b>1'49.206</b>	<b>1'49.329</b>	1'49.395	<b>1'49.473</b>	1'49.762	1'51.049	1'49.690	1'51.195	1'49.765	1'51.055	1'51.114	1'50.598
3	<b>1'49.542</b>	1'49.764	1'49.768	1'49.771	1'52.434	1'49.798	1'49.664	1'49.636	1'49.817	1'50.624	1'50.028	1'50.404	<b>1'50.088</b>	1'50.191
4	1'50.312	1'50.092	1'50.234	1'50.246	<b>1'48.804</b>	1'50.250	<b>1'49.660</b>	1'49.682	1'50.157	1'50.399	1'50.150	1'50.601	1'50.174	1'50.236
5	1'49.643	1'50.097	1'50.180	1'49.925	1'52.528	1'50.073	1'50.400	1'49.774	1'50.458	<b>1'50.019</b>	<b>1'49.673</b>	<b>1'50.260</b>	1'50.516	<b>1'49.774</b>
6	1'51.299	1'50.971	1'50.928	1'50.902	1'49.932	1'50.530	1'51.185	1'49.892	1'51.088	1'50.036	1'50.777	1'50.275	1'50.180	1'49.961
7	1'50.052	1'50.555	1'51.183	1'51.420	1'49.111	1'50.490	1'50.272	<b>1'49.459</b>	1'50.857	1'50.341	1'50.521	1'50.387	1'50.392	1'50.555
8	1'50.628	1'50.471	1'49.510	1'49.519	1'49.267	1'50.495	1'49.982	1'49.890	<b>1'49.541</b>	1'50.715	1'51.062	1'50.926	1'51.000	1'51.888
9	1'50.236	1'50.821	1'50.517	1'49.968	1'50.503	1'51.041	1'50.744	1'50.430	1'50.317	1'51.746	1'49.740	1'51.357	1'50.307	1'51.109
10	1'51.104	1'50.646	1'50.780	1'51.198	1'51.377	1'50.517	1'50.985	1'50.792	1'50.800	1'50.767	1'51.393	1'51.422	1'51.807	1'51.161
11	1'51.297	1'50.421	1'50.589	1'50.902	1'50.194	1'50.496	1'50.365	1'50.562	1'50.785	1'51.750	1'50.385	1'51.730	1'51.403	1'51.600
12	1'50.621	1'51.315	1'51.079	1'51.246	1'51.718	1'51.627	1'52.298	1'51.496	1'51.535	1'51.199	1'52.138	1'50.681	1'51.425	1'50.842

	<b>23 Bar</b>	<b>77 Osu</b>	<b>53 Svo</b>	<b>27 Mul</b>	<b>4 Caz</b>	<b>96 Vic</b>	<b>58 Fol</b>	<b>16 Hid</b>	<b>87 Swa</b>	<b>13 FeR</b>	<b>11 Nov</b>	<b>29 Zan</b>	<b>26 Gen</b>	<b>69 DiP</b>
1	1'57.792	1'58.302	1'57.132	1'56.342	1'59.182	1'57.455	1'58.957	1'58.537	1'58.820	1'57.996	1'58.057	2'02.072	1'55.698	1'57.031
2	1'50.304	1'50.414	1'50.612	<b>1'49.295</b>	1'51.144	1'50.367	1'52.641	1'52.001	1'51.318	1'50.425	1'50.984	<b>1'55.021</b>	<b>1'49.431</b>	1'51.159
3	1'50.722	1'50.164	1'50.194	1'49.618	<b>1'50.104</b>	1'50.313	<b>1'50.612</b>	1'51.731	<b>1'51.080</b>	1'50.298	<b>1'50.090</b>	1'55.068	1'49.802	1'50.863
4	1'50.156	1'50.502	1'50.275	1'49.869	1'50.133	1'50.457	1'51.190	<b>1'51.192</b>	1'52.009	1'50.472	1'50.715	1'55.360	1'49.865	<b>1'49.822</b>
5	<b>1'49.281</b>	1'50.024	<b>1'49.948</b>	1'49.832	1'50.183	<b>1'49.916</b>	1'52.831	1'52.916	1'53.049	1'50.437	1'50.488	1'55.760	1'50.222	
6	1'50.717	<b>1'49.974</b>	1'50.737	1'51.269	1'50.379	1'50.636	1'53.519	1'53.304	1'53.355	<b>1'49.891</b>	1'50.131	1'56.048	1'50.880	
7	1'50.980	1'50.518	1'51.222	1'53.492	1'50.171	1'51.457	1'52.993	1'53.140	1'53.028	1'50.273	1'50.542	1'56.063		
8	1'51.062	1'50.725	1'51.176	1'51.192	1'50.957	1'51.366	1'52.816	1'52.876	1'53.273	1'50.932	1'50.645			
9	1'51.212	1'51.344	1'51.200	1'51.782	1'51.118	1'51.123	1'53.218	1'52.854	1'52.723	1'51.199	1'51.180			
10	1'51.444	1'51.559	1'51.584	1'51.797	1'51.284	1'52.367	1'52.494	1'52.798	1'52.954					
11	1'51.746	1'51.522	1'51.820	1'51.148	1'51.452	1'51.081	1'53.212	1'53.241	1'52.691					
12	1'51.531	1'51.862	1'51.066	1'51.372	1'51.049	1'51.106	1'52.551	1'52.519	1'52.919					

	<b>79 Alo</b>
1	1'57.662
2	<b>1'50.300</b>

13/04/2025  
These data/results cannot be reproduced, stored and/or transmitted in whole or in part by any manner of electronic, mechanical, photocopying, recording, broadcasting or otherwise now known or herein after developed without the previous express consent by the copyright owner, except for reproduction in daily press and regular printed publications on sale to the public within 60 days of the event related to those data/results and always provided that copyright symbol appears together as follows below.  
© DORNA WSBK ORGANIZATION Srl 2025



**Pirelli Dutch Round, 11-13 April 2025**  
**Chronological Analysis Race 2**

Start at 12:45'30.771

1 / 4

1° <b>6 J. BUIS [1'49.542]</b>							
Lap	Seg1	Seg2	Seg3	Seg4	Lap Time	km/h	Local Time
1		18.379	30.238	25.467	1'54.481	180,3	12:47'25.252
2	35.349	18.509	30.325	26.025	1'50.208	178,8	12:49'15.460
3	35.529	18.179	<b>30.197</b>	25.637	<b>1'49.542</b>	184,6	12:51'05.002
4	35.442	18.320	30.530	26.020	1'50.312	179,7	12:52'55.314
5	35.629	<b>18.026</b>	30.369	25.619	1'49.643	<b>187,2</b>	12:54'44.957
6	<b>35.270</b>	19.282	31.169	25.578	1'51.299	175,6	12:56'36.256
7	35.659	18.196	30.631	25.566	1'50.052	184,9	12:58'26.308
8	35.422	18.885	30.833	25.488	1'50.628	177,0	13:00'16.936
9	35.749	18.684	30.659	<b>25.144</b>	1'50.236	182,7	13:02'07.172
10	35.551	18.978	31.222	25.353	1'51.104	177,0	13:03'58.276
11	35.578	18.957	31.345	25.417	1'51.297	175,9	13:05'49.573
12	35.805	18.448	30.786	25.582	1'50.621	180,6	13:07'40.194
Race Time 22'09.423							

2° <b>38 D. SALVADOR [1'49.228]</b>							
Lap	Seg1	Seg2	Seg3	Seg4	Lap Time	km/h	Local Time
1		18.859	30.308	<b>25.104</b>	1'55.043	173,6	12:47'25.814
2	<b>35.197</b>	18.722	<b>30.017</b>	25.292	<b>1'49.228</b>	177,9	12:49'15.042
3	35.730	18.470	30.266	25.298	1'49.764	177,0	12:51'04.806
4	35.484	18.735	30.494	25.379	1'50.092	176,8	12:52'54.898
5	35.594	18.856	30.292	25.355	1'50.097	177,9	12:54'44.995
6	35.386	19.041	30.840	25.704	1'50.971	180,3	12:56'35.966
7	35.544	18.859	30.636	25.516	1'50.555	175,0	12:58'26.521
8	35.325	18.605	30.698	25.843	1'50.471	179,7	13:00'16.992
9	35.603	18.962	30.882	25.374	1'50.821	180,0	13:02'07.813
10	35.490	<b>18.465</b>	31.257	25.434	1'50.646	<b>183,1</b>	13:03'58.459
11	35.478	19.050	30.683	25.210	1'50.421	175,9	13:05'48.880
12	35.645	18.961	31.334	25.375	1'51.315	174,5	13:07'40.195
Race Time 22'09.424							

3° <b>88 D. MOGEDA [1'49.206]</b>							
Lap	Seg1	Seg2	Seg3	Seg4	Lap Time	km/h	Local Time
1		18.277	30.594	25.523	1'56.105	187,5	12:47'26.876
2	<b>35.470</b>	<b>17.960</b>	30.492	25.284	<b>1'49.206</b>	186,9	12:49'16.082
3	35.708	18.232	30.376	25.452	1'49.768	184,3	12:51'05.850
4	36.211	18.052	30.514	25.457	1'50.234	184,9	12:52'56.084
5	35.869	18.101	31.021	<b>25.189</b>	1'50.180	187,8	12:54'46.264
6	35.680	18.187	31.196	25.865	1'50.928	183,4	12:56'37.192
7	35.934	18.684	30.712	25.853	1'51.183	176,2	12:58'28.375
8	35.579	18.017	<b>30.197</b>	25.717	1'49.510	185,2	13:00'17.885
9	35.714	18.251	30.881	25.671	1'50.517	186,9	13:02'08.402
10	35.739	18.045	31.231	25.765	1'50.780	187,5	13:03'59.182
11	36.159	18.186	30.917	25.327	1'50.589	185,9	13:05'49.771
12	35.991	18.245	31.358	25.485	1'51.079	<b>188,5</b>	13:07'40.850
Race Time 22'10.079							

4° <b>43 M. GAGGI [1'49.329]</b>							
Lap	Seg1	Seg2	Seg3	Seg4	Lap Time	km/h	Local Time
1		18.144	30.650	25.718	1'55.887	189,5	12:47'26.658
2	35.519	17.993	30.506	25.311	<b>1'49.329</b>	190,5	12:49'15.987
3	36.390	<b>17.753</b>	30.326	25.302	1'49.771	<b>192,2</b>	12:51'05.758
4	36.056	18.026	30.628	25.536	1'50.246	188,2	12:52'56.004
5	35.870	18.086	30.944	<b>25.025</b>	1'49.925	189,8	12:54'45.929
6	35.550	18.315	31.068	25.969	1'50.902	184,6	12:56'36.831
7	37.238	18.549	30.382	25.251	1'51.420	178,2	12:58'28.251
8	35.535	18.026	<b>30.266</b>	25.692	1'49.519	186,9	13:00'17.770
9	<b>35.417</b>	18.301	30.597	25.653	1'49.968	189,1	13:02'07.738
10	35.702	18.431	31.298	25.767	1'51.198	181,8	13:03'58.936
11	36.077	18.132	31.161	25.532	1'50.902	186,2	13:05'49.838
12	35.851	18.219	31.255	25.921	1'51.246	189,8	13:07'41.084
Race Time 22'10.313							

5° <b>7 B. FERNANDEZ [1'48.804]</b>							
Lap	Seg1	Seg2	Seg3	Seg4	Lap Time	km/h	Local Time
1		18.549	30.335	25.613	1'54.825	179,1	12:47'25.596

2	35.639	<b>17.959</b>	30.385	25.412	1'49.395	<b>187,5</b>	12:49'14.991
3	38.416	18.256	30.422	25.340	1'52.434	183,4	12:51'07.425
4	35.334	18.162	30.202	<b>25.106</b>	<b>1'48.804</b>	183,1	12:52'56.229
5	38.287	18.425	30.282	25.534	1'52.528	181,5	12:54'48.757
6	35.824	18.375	30.321	25.412	1'49.932	183,1	12:56'38.689
7	35.533	18.184	<b>30.136</b>	25.258	1'49.111	180,6	12:58'27.800
8	<b>35.209</b>	18.195	30.304	25.559	1'49.267	181,5	13:00'17.067
9	35.754	18.387	30.613	25.749	1'50.503	187,2	13:02'07.570
10	35.753	18.336	31.708	25.580	1'51.377	185,6	13:03'58.947
11	35.671	18.044	30.603	25.876	1'50.194	187,2	13:05'49.141
12	35.982	18.524	31.344	25.868	1'51.718	185,6	13:07'40.859
Race Time 22'10.088 + 0.245Pen							

6° <b>50 C. THOMPSON [1'49.473]</b>							
Lap	Seg1	Seg2	Seg3	Seg4	Lap Time	km/h	Local Time
1		18.887	30.549	<b>25.183</b>	1'55.460	174,2	12:47'26.231
2	35.457	18.178	30.214	25.624	<b>1'49.473</b>	185,2	12:49'15.704
3	36.223	<b>17.912</b>	<b>30.158</b>	25.505	1'49.798	188,8	12:51'05.502
4	35.730	18.407	30.573	25.540	1'50.250	182,1	12:52'55.752
5	35.585	18.434	30.710	25.344	1'50.073	187,2	12:54'45.825
6	<b>35.161</b>	18.711	31.087	25.571	1'50.530	181,5	12:56'36.355
7	35.765	18.531	30.550	25.644	1'50.490	182,4	12:58'26.845
8	35.531	18.313	31.187	25.464	1'50.495	186,9	13:00'17.340
9	35.999	18.410	31.145	25.487	1'51.041	<b>189,5</b>	13:02'08.381
10	35.468	18.126	31.306	25.617	1'50.517	184,0	13:03'58.898
11	35.494	18.495	30.935	25.572	1'50.496	187,8	13:05'49.394
12	36.179	18.177	31.271	26.000	1'51.627	188,8	13:07'41.021
Race Time 22'10.250 + 0.103Pen							

7° <b>12 H. MAIER [1'49.660]</b>							
Lap	Seg1	Seg2	Seg3	Seg4	Lap Time	km/h	Local Time
1		<b>18.085</b>	<b>30.158</b>	25.513	1'54.992	186,2	12:47'25.763
2	35.702	18.314	30.200	25.546	1'49.762	185,6	12:49'15.525
3	35.674	18.333	30.198	25.459	1'49.664	184,0	12:51'05.189
4	<b>35.448</b>	18.253	30.558	25.401	<b>1'49.660</b>	183,7	12:52'54.849
5	35.824	18.738	30.374	25.464	1'50.400	181,5	12:54'45.249
6	35.465	18.697	31.129	25.894	1'51.185	182,4	12:56'36.434
7	35.860	18.250	30.557	25.605	1'50.272	186,2	12:58'26.706
8	35.524	18.293	30.841	25.324	1'49.982	<b>187,5</b>	13:00'16.688
9	35.593	19.186	30.732	<b>25.233</b>	1'50.744	174,8	13:02'07.432
10	35.611	18.412	31.358	25.604	1'50.985	184,0	13:03'58.417
11	35.708	18.376	30.952	25.329	1'50.365	183,4	13:05'48.782
12	36.020	18.557	31.560	26.161	1'52.298	181,5	13:07'41.080
Race Time 22'10.309 + 0.064Pen							

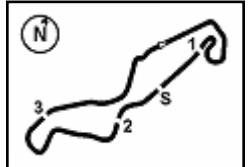
8° <b>91 M. VANNUCCI [1'49.459]</b>							
Lap	Seg1	Seg2	Seg3	Seg4	Lap Time	km/h	Local Time
1		18.612	30.519	26.520	1'57.741	178,5	12:47'28.512
2	36.997	17.954	30.271	25.827	1'51.049	187,5	12:49'19.561
3	35.957	<b>17.937</b>	30.409	25.333	1'49.636	189,8	12:51'09.197
4	<b>35.467</b>	18.283	30.374	25.558	1'49.682	184,6	12:52'58.879
5	35.552	18.397	30.396	25.429	1'49.774	184,0	12:54'48.653
6	35.612	18.744	30.319	25.217	1'49.892	174,2	12:56'38.545
7	35.612	18.639	<b>30.052</b>	<b>25.156</b>	<b>1'49.459</b>	176,2	12:58'28.004
8	35.541	18.169	30.324	25.856	1'49.890	186,2	13:00'17.894
9	35.593	18.253	30.841	25.743	1'50.430	187,2	13:02'08.324
10	35.584	18.134	31.182	25.892	1'50.792	185,2	13:03'59.116
11	36.094	18.213	30.755	25.500	1'50.562	182,1	13:05'49.678
12	35.826	18.228	31.579	25.863	1'51.496	<b>190,1</b>	13:07'41.174
Race Time 22'10.403							

9° <b>47 A. TORRES [1'49.541]</b>							
Lap	Seg1	Seg2	Seg3	Seg4	Lap Time	km/h	Local Time
1		18.376	30.428	25.488	1'55.325	183,7	12:47'26.096
2	35.745	<b>18.132</b>	30.416	<b>25.397</b>	1'49.690	189,5	12:49'15.786
3	35.511	18.363	<b>30.127</b>	25.816	1'49.817	185,6	12:51'05.603
4	35.252	18.427	30.315	26.163	1'50.157	<b>190,5</b>	12:52'55.760

13/04/2025 P = Pits In/Out - C = Lap Time Cancelled

These data/results cannot be reproduced, stored and/or transmitted in whole or in part by any manner of electronic, mechanical, photocopying, recording, broadcasting or otherwise now known or herein after developed without the previous express consent by the copyright owner, except for reproduction in daily press and regular printed publications on sale to the public within 60 days of the event related to those data/results and always provided that copyright symbol appears together as follows below.

© DORNA WSBK ORGANIZATION Srl 2025



TT Circuit Assen 4.542 m

Pirelli Dutch Round, 11-13 April 2025  
Chronological Analysis Race 2

Start at 12:45'30.771

2 / 4

Lap	Seg1	Seg2	Seg3	Seg4	Lap Time	km/h	Local Time
5	35.896	18.175	30.976	25.411	1'50.458	188,2	12:54'46.218
6	35.532	18.313	31.109	26.134	1'51.088	186,5	12:56'37.306
7	36.330	18.352	30.458	25.717	1'50.857	179,4	12:58'28.163
8	<b>35.212</b>	18.195	30.385	25.749	<b>1'49.541</b>	181,5	13:00'17.704
9	35.261	18.688	30.893	25.475	1'50.317	184,6	13:02'08.021
10	35.508	18.237	31.330	25.725	1'50.800	184,9	13:03'58.821
11	35.963	18.240	31.030	25.552	1'50.785	186,5	13:05'49.606
12	35.426	18.411	31.618	26.080	1'51.535	186,2	13:07'41.141
Race Time 22'16.660							

**14° 9 E. ERCOLANI [1'49.774]**

Lap	Seg1	Seg2	Seg3	Seg4	Lap Time	km/h	Local Time
1		18.347	31.293	25.821	1'58.914	<b>191,2</b>	12:47'29.685
2	36.044	18.563	30.414	25.577	1'50.598	<b>191,2</b>	12:49'20.283
3	35.604	18.079	30.777	25.731	1'50.191	187,5	12:51'10.474
4	35.936	<b>18.064</b>	30.351	25.885	1'50.236	186,2	12:53'00.710
5	35.817	18.081	<b>30.224</b>	25.652	<b>1'49.774</b>	188,5	12:54'50.484
6	<b>35.571</b>	18.346	30.551	<b>25.493</b>	1'49.961	182,7	12:56'40.445
7	35.943	18.417	30.679	25.516	1'50.555	188,8	12:58'31.000
8	35.882	18.864	31.039	26.103	1'51.888	184,3	13:00'22.888
9	36.290	18.244	30.938	25.637	1'51.109	186,9	13:02'13.997
10	35.931	18.634	30.898	25.698	1'51.161	189,5	13:04'05.158
11	36.217	18.653	31.009	25.721	1'51.600	186,9	13:05'56.758
12	35.920	18.445	30.729	25.748	1'50.842	184,6	13:07'47.600
Race Time 22'16.829							

**10° 85 K. SABATUCCI [1'50.019]**

Lap	Seg1	Seg2	Seg3	Seg4	Lap Time	km/h	Local Time
1		18.306	30.759	25.999	1'57.766	<b>191,5</b>	12:47'28.537
2	36.784	18.370	<b>30.356</b>	25.685	1'51.195	181,5	12:49'19.732
3	36.442	<b>18.038</b>	30.717	25.427	1'50.624	187,8	12:51'10.356
4	36.123	18.129	30.440	25.707	1'50.399	187,8	12:53'00.755
5	35.936	18.135	30.643	<b>25.305</b>	<b>1'50.019</b>	189,1	12:54'50.774
6	<b>35.610</b>	18.191	30.799	25.436	1'50.036	185,2	12:56'40.810
7	35.807	18.271	30.774	25.489	1'50.341	185,2	12:58'31.151
8	35.845	18.499	30.689	25.682	1'50.715	186,5	13:00'21.866
9	35.990	18.495	31.293	25.968	1'51.746	182,4	13:02'13.612
10	36.090	18.319	30.666	25.692	1'50.767	188,2	13:04'04.379
11	35.860	19.155	30.963	25.772	1'51.750	173,9	13:05'56.129
12	35.748	18.845	30.761	25.845	1'51.199	181,8	13:07'47.328
Race Time 22'16.557							

**15° 23 E. BARTOLINI [1'49.281]**

Lap	Seg1	Seg2	Seg3	Seg4	Lap Time	km/h	Local Time
1		18.485	30.782	25.947	1'57.792	<b>190,8</b>	12:47'28.563
2	35.822	18.225	30.428	25.829	1'50.304	189,8	12:49'18.867
3	35.749	18.304	30.593	26.076	1'50.722	187,8	12:51'09.589
4	35.752	<b>18.095</b>	30.726	25.583	1'50.156	184,6	12:52'59.745
5	<b>35.708</b>	18.253	<b>30.088</b>	<b>25.232</b>	<b>1'49.281</b>	182,1	12:54'49.026
6	35.792	18.742	30.463	25.720	1'50.717	182,7	12:56'39.743
7	35.724	18.504	30.405	26.347	1'50.980	180,0	12:58'30.723
8	36.404	18.425	30.656	25.577	1'51.062	<b>190,8</b>	12:59'21.785
9	36.214	18.283	30.753	25.962	1'51.212	186,9	13:02'12.997
10	36.021	18.844	30.697	25.882	1'51.444	179,1	13:04'04.441
11	36.243	18.762	30.950	25.791	1'51.746	181,8	13:05'56.187
12	36.125	18.983	30.704	25.719	1'51.531	172,5	13:07'47.718
Race Time 22'16.947							

**11° 48 J. GARCIA [1'49.673]**

Lap	Seg1	Seg2	Seg3	Seg4	Lap Time	km/h	Local Time
1		18.408	<b>30.133</b>	25.427	1'54.777	179,7	12:47'25.548
2	35.370	18.676	30.150	25.569	1'49.765	180,3	12:49'15.313
3	35.416	18.672	30.255	25.685	1'50.028	175,6	12:51'05.341
4	35.441	<b>18.292</b>	30.711	25.706	1'50.150	186,5	12:52'55.491
5	35.328	18.464	30.280	25.601	<b>1'49.673</b>	184,3	12:54'45.164
6	35.356	18.800	31.082	25.539	1'50.777	184,9	12:56'35.941
7	35.782	18.490	30.712	25.537	1'50.521	181,5	12:58'26.462
8	35.597	18.612	31.055	25.798	1'51.062	183,4	13:00'17.524
9	<b>35.303</b>	18.439	30.661	<b>25.337</b>	1'49.740	<b>190,5</b>	13:02'07.264
10	35.571	18.703	31.138	25.981	1'51.393	179,7	13:03'58.657
11	35.620	18.456	30.864	25.445	1'50.385	187,5	13:05'49.042
12	36.276	18.635	31.264	25.963	1'52.138	181,8	13:07'41.180
Race Time 22'10.409 + 6.164Pen							

**16° 77 J. OSUNA [1'49.974]**

Lap	Seg1	Seg2	Seg3	Seg4	Lap Time	km/h	Local Time
1		18.508	30.987	26.046	1'58.302	<b>191,5</b>	12:47'29.073
2	36.034	18.166	<b>30.422</b>	25.792	1'50.414	187,5	12:49'19.487
3	35.732	<b>17.975</b>	30.564	25.893	1'50.164	186,5	12:51'09.651
4	35.904	18.227	30.529	25.842	1'50.502	186,2	12:53'00.153
5	35.547	18.410	30.470	25.597	1'50.024	186,2	12:54'50.177
6	<b>35.393</b>	18.630	30.606	<b>25.345</b>	<b>1'49.974</b>	180,6	12:56'40.151
7	35.766	18.778	30.614	25.360	1'50.518	177,0	12:58'30.669
8	35.691	18.908	30.621	25.505	1'50.725	179,4	13:00'21.394
9	35.769	19.025	30.742	25.808	1'51.344	175,9	13:02'12.738
10	36.012	19.443	30.541	25.563	1'51.559	173,9	13:04'04.297
11	36.519	18.501	30.914	25.588	1'51.522	187,5	13:05'55.819
12	35.695	19.330	30.729	26.108	1'51.862	173,4	13:07'47.681
Race Time 22'16.910 + 0.043Pen							

**12° 62 K. FONTAINHA [1'50.260]**

Lap	Seg1	Seg2	Seg3	Seg4	Lap Time	km/h	Local Time
1		18.858	30.573	26.005	1'57.489	179,4	12:47'28.260
2	36.547	18.376	<b>30.432</b>	25.700	1'51.055	183,7	12:49'19.315
3	36.015	<b>17.961</b>	30.775	25.653	1'50.404	<b>191,2</b>	12:51'09.719
4	36.073	18.067	30.543	25.918	1'50.601	186,5	12:53'00.320
5	36.120	18.325	30.569	<b>25.246</b>	<b>1'50.260</b>	187,8	12:54'50.580
6	<b>35.606</b>	18.307	30.805	25.557	1'50.275	186,2	12:56'40.855
7	35.835	18.430	30.631	25.491	1'50.387	184,6	12:58'31.242
8	35.945	18.538	31.016	25.427	1'50.926	190,8	13:00'22.168
9	36.396	18.259	31.125	25.577	1'51.357	183,1	13:02'13.525
10	35.939	19.008	30.874	25.601	1'51.422	183,1	13:04'04.947
11	36.314	18.416	31.097	25.903	1'51.730	183,7	13:05'56.677
12	35.761	18.599	30.688	25.633	1'50.681	182,7	13:07'47.358
Race Time 22'16.587							

**17° 53 P. SVOBODA [1'49.948]**

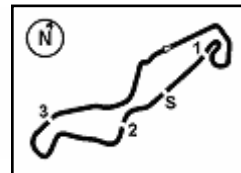
Lap	Seg1	Seg2	Seg3	Seg4	Lap Time	km/h	Local Time
1		18.787	30.487	25.793	1'57.132	179,7	12:47'27.903
2	35.615	18.672	30.493	25.832	1'50.612	177,9	12:49'18.515
3	35.814	18.499	30.439	25.442	1'50.194	182,1	12:51'08.709
4	35.618	18.767	30.571	<b>25.319</b>	1'50.275	176,5	12:52'58.984
5	35.748	<b>18.332</b>	<b>30.383</b>	25.485	<b>1'49.948</b>	183,4	12:54'48.932
6	<b>35.541</b>	19.123	30.638	25.435	1'50.737	175,9	12:56'39.669
7	36.168	18.906	30.691	25.457	1'51.222	179,7	12:58'30.891
8	35.893	18.718	30.945	25.620	1'51.176	183,1	13:00'22.067
9	36.075	18.434	31.170	25.521	1'51.200	182,4	13:02'13.267
10	36.154	18.882	30.881	25.667	1'51.584	179,4	13:04'04.851

13/04/2025 P = Pits In/Out - C = Lap Time Cancelled

These data/results cannot be reproduced, stored and/or transmitted in whole or in part by any manner of electronic, mechanical, photocopying, recording, broadcasting or otherwise now known or herein after developed without the previous express consent by the copyright owner, except for reproduction in daily press and regular printed publications on sale to the public within 60 days of the event related to those data/results and always provided that copyright symbol appears together as follows below.

© DORNA WSBK ORGANIZATION Srl 2025





TT Circuit Assen 4.542 m

**Pirelli Dutch Round, 11-13 April 2025**  
**Chronological Analysis Race 2**

Start at 12:45'30.771

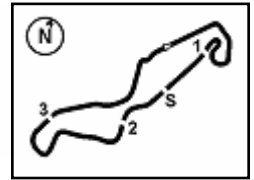
3 / 4

18° 27 F. MULYA [1'49.295]								22° 16 U. HIDALGO [1'51.192]							
Lap	Seg1	Seg2	Seg3	Seg4	Lap Time	km/h	Local Time	Lap	Seg1	Seg2	Seg3	Seg4	Lap Time	km/h	Local Time
1		18.227	30.518	25.727	1'56.342	192,2	12:47'27.113	1		18.420	31.182	25.726	1'58.537	188,2	12:47'29.308
2	35.497	17.923	30.414	25.461	1'49.295	187,2	12:49'16.408	2	36.197	19.295	30.598	25.911	1'52.001	184,3	12:49'21.309
3	35.853	17.975	30.337	25.453	1'49.618	190,5	12:51'06.026	3	36.555	18.588	30.603	25.985	1'51.731	180,0	12:51'13.040
4	35.573	18.125	30.356	25.815	1'49.869	187,5	12:52'55.895	4	35.995	18.260	31.024	25.913	1'51.192	182,7	12:53'04.232
5	35.535	18.312	30.350	25.635	1'49.832	187,8	12:54'45.727	5	36.275	18.875	31.478	26.288	1'52.916	177,9	12:54'57.148
6	35.417	18.422	31.015	26.415	1'51.269	186,2	12:56'36.996	6	36.650	19.160	31.420	26.074	1'53.304	172,8	12:56'50.452
7	37.684	19.146	30.792	25.870	1'53.492	177,0	12:58'30.488	7	36.717	18.807	31.366	26.250	1'53.140	180,6	12:58'43.592
8	36.058	18.510	30.703	25.921	1'51.192	185,9	13:00'21.680	8	36.617	19.112	30.810	26.337	1'52.876	177,0	13:00'36.468
9	35.615	18.738	30.973	26.456	1'51.782	178,8	13:02'13.462	9	35.965	19.462	31.361	26.066	1'52.854	170,1	13:02'29.322
10	36.068	19.150	30.923	25.656	1'51.797	180,6	13:04'05.259	10	36.103	19.460	31.007	26.228	1'52.798	169,3	13:04'22.120
11	35.758	18.503	31.133	25.754	1'51.148	185,9	13:05'56.407	11	35.925	19.376	31.678	26.262	1'53.241	170,3	13:06'15.361
12	35.891	18.913	30.981	25.587	1'51.372	174,8	13:07'47.779	12	36.423	18.937	31.141	26.018	1'52.519	175,3	13:08'07.880
Race Time 22'16.966								Race Time 22'37.109							
19° 4 E. CAZZANIGA [1'50.104]								23° 87 C. SWAIN [1'51.080]							
Lap	Seg1	Seg2	Seg3	Seg4	Lap Time	km/h	Local Time	Lap	Seg1	Seg2	Seg3	Seg4	Lap Time	km/h	Local Time
1		18.518	31.364	25.790	1'59.182	186,9	12:47'29.953	1		18.318	31.308	25.816	1'58.820	191,2	12:47'29.591
2	36.128	18.515	30.701	25.800	1'51.144	182,7	12:49'21.097	2	36.476	18.445	30.739	25.658	1'51.318	184,3	12:49'20.909
3	35.565	18.293	30.623	25.623	1'50.104	184,3	12:51'11.201	3	36.169	18.174	30.843	25.894	1'51.080	184,6	12:51'11.989
4	35.616	18.318	30.631	25.568	1'50.133	185,2	12:53'01.334	4	36.768	18.486	31.024	25.731	1'52.009	180,3	12:53'03.998
5	35.673	18.092	30.750	25.668	1'50.183	188,8	12:54'51.517	5	36.596	19.047	31.281	26.125	1'53.049	178,5	12:54'57.047
6	35.504	18.635	30.665	25.575	1'50.379	181,2	12:56'41.896	6	36.709	19.137	31.374	26.135	1'53.355	175,0	12:56'50.402
7	35.662	18.395	30.506	25.608	1'50.171	183,1	12:58'32.067	7	36.412	19.079	31.347	26.190	1'53.028	174,2	12:58'43.430
8	35.764	18.312	31.146	25.735	1'50.957	186,2	13:00'23.024	8	36.699	18.863	31.274	26.437	1'53.273	177,6	13:00'36.703
9	36.251	18.453	30.694	25.720	1'51.118	185,9	13:02'14.142	9	36.299	18.925	31.273	26.226	1'52.723	175,9	13:02'29.426
10	36.112	18.605	31.004	25.563	1'51.284	186,2	13:04'05.426	10	36.567	19.155	31.221	26.011	1'52.954	180,0	13:04'22.380
11	36.368	18.500	30.817	25.767	1'51.452	181,2	13:05'56.878	11	36.143	18.925	31.591	26.032	1'52.691	177,0	13:06'15.071
12	35.958	18.297	30.960	25.834	1'51.049	186,5	13:07'47.927	12	36.277	19.072	31.285	26.285	1'52.919	174,8	13:08'07.990
Race Time 22'17.156								Race Time 22'37.219							
20° 96 M. VICH [1'49.916]								RET 13 R. FERNANDEZ [1'49.891]							
Lap	Seg1	Seg2	Seg3	Seg4	Lap Time	km/h	Local Time	Lap	Seg1	Seg2	Seg3	Seg4	Lap Time	km/h	Local Time
1		18.195	30.529	26.329	1'57.455	185,6	12:47'28.226	1		18.210	30.901	25.883	1'57.996	190,8	12:47'28.767
2	35.971	18.334	30.432	25.630	1'50.367	188,8	12:49'18.593	2	36.132	18.150	30.570	25.573	1'50.425	184,0	12:49'19.192
3	35.476	18.362	30.699	25.776	1'50.313	183,1	12:51'08.906	3	35.805	18.058	30.597	25.838	1'50.298	185,2	12:51'09.490
4	35.578	18.598	30.525	25.756	1'50.457	181,2	12:52'59.363	4	35.607	18.102	30.882	25.881	1'50.472	184,3	12:52'59.962
5	35.694	18.182	30.453	25.587	1'49.916	184,9	12:54'49.279	5	35.985	18.248	30.446	25.758	1'50.437	191,2	12:54'50.399
6	35.712	18.671	30.780	25.473	1'50.636	186,2	12:56'39.915	6	35.435	18.456	30.591	25.409	1'49.891	182,4	12:56'40.290
7	36.290	18.795	30.883	25.489	1'51.457	183,7	12:58'31.372	7	35.959	18.253	30.613	25.448	1'50.273	184,6	12:58'30.563
8	36.135	18.497	31.146	25.588	1'51.366	185,6	13:00'22.738	8	35.719	19.096	30.543	25.574	1'50.932	178,2	13:00'21.495
9	36.000	18.229	31.337	25.557	1'51.123	184,3	13:02'13.861	9	36.013	18.495	31.255	25.436	1'51.199	185,6	13:02'12.694
10	36.306	18.781	31.397	25.883	1'52.367	182,1	13:04'06.228	Race Time 16'41.923							
11	36.075	18.547	30.770	25.689	1'51.081	181,2	13:05'57.309	RET 11 F. NOVOTNY [1'50.090]							
12	35.807	18.317	31.189	25.793	1'51.106	185,2	13:07'48.415	Lap	Seg1	Seg2	Seg3	Seg4	Lap Time	km/h	Local Time
Race Time 22'17.644								1		18.215	31.273	25.479	1'58.057	192,2	12:47'28.828
								2	36.489	18.659	30.282	25.554	1'50.984	181,8	12:49'19.812
								3	35.965	17.873	30.617	25.635	1'50.090	188,2	12:51'09.902
								4	36.286	18.002	30.489	25.938	1'50.715	186,9	12:53'00.617
								5	36.231	18.065	30.687	25.505	1'50.488	189,5	12:54'51.105
								6	35.652	18.124	30.790	25.565	1'50.131	185,9	12:56'41.236
								7	35.923	18.099	30.928	25.592	1'50.542	184,9	12:58'31.778
								8	35.875	18.241	31.068	25.461	1'50.645	189,5	13:00'22.423
								9	36.605	18.233	30.861	25.481	1'51.180	182,1	13:02'13.603
Race Time 22'37.034								Race Time 16'42.832							
21° 58 V. FOLGER [1'50.612]								RET 29 G. ZANNINI [1'55.021]							
Lap	Seg1	Seg2	Seg3	Seg4	Lap Time	km/h	Local Time	Lap	Seg1	Seg2	Seg3	Seg4	Lap Time	km/h	Local Time
1		18.275	31.387	25.660	1'58.957	190,1	12:47'29.728	1		19.127	31.579	26.402	2'02.072	175,3	12:47'32.843
2	37.474	18.494	30.720	25.953	1'52.641	182,4	12:49'22.369	2	36.902	19.266	31.744	27.109	1'55.021	173,4	12:49'27.864
3	36.142	18.262	30.474	25.734	1'50.612	183,1	12:51'12.981	3	37.303	19.326	31.818	26.621	1'55.068	173,4	12:51'22.932
4	35.976	18.181	30.922	26.111	1'51.190	185,2	12:53'04.171	4	37.445	19.420	31.781	26.714	1'55.360	169,3	12:53'18.292
5	36.406	18.913	31.177	26.335	1'52.831	177,6	12:54'57.002	5	37.445	19.420	31.781	26.714	1'55.360	169,3	12:53'18.292
6	37.279	18.792	31.192	26.256	1'53.519	178,8	12:56'50.521	6	37.312	19.636	32.016	26.796	1'55.760	170,3	12:55'14.052
7	36.558	18.742	31.443	26.250	1'52.993	181,8	12:58'43.514	7	37.499	19.855	32.035	26.659	1'56.048	166,9	12:57'10.100
8	36.527	19.035	30.968	26.286	1'52.816	177,6	13:00'36.330	8	37.508	19.582	31.991	26.982	1'56.063	169,5	12:59'06.163
9	36.605	19.171	31.210	26.232	1'53.218	168,0	13:02'29.548	Race Time 22'37.034							
10	36.254	19.223	31.027	25.990	1'52.494	175,6	13:04'22.042								
11	36.762	18.819	31.591	26.040	1'53.212	179,4	13:06'15.254								
12	36.487	18.850	31.208	26.006	1'52.551	177,6	13:08'07.805								
Race Time 22'37.034															

13/04/2025 P = Pits In/Out - C = Lap Time Cancelled

These data/results cannot be reproduced, stored and/or transmitted in whole or in part by any manner of electronic, mechanical, photocopying, recording, broadcasting or otherwise now known or herein after developed without the previous express consent by the copyright owner, except for reproduction in daily press and regular printed publications on sale to the public within 60 days of the event related to those data/results and always provided that copyright symbol appears together as follows below.

© DORNA WSBK ORGANIZATION Srl 2025



**Pirelli Dutch Round, 11-13 April 2025**  
**Chronological Analysis Race 2**

Start at 12:45'30.771

Race Time 13'35.392

RET 26 M. GENNAI [1'49.431]							
Lap	Seg.1	Seg.2	Seg.3	Seg.4	Lap Time	km/h	Local Time
1		18.294	30.432	<b>25.326</b>	1'55.698	187,2	12:47'26.469
2	35.583	18.008	30.431	25.409	<b>1'49.431</b>	186,9	12:49'15.900
3	36.181	<b>17.885</b>	<b>30.206</b>	25.530	1'49.802	<b>189,5</b>	12:51'05.702
4	35.642	18.222	30.264	25.737	1'49.865	185,2	12:52'55.567
5	<b>35.581</b>	18.439	30.318	25.884	1'50.222	185,2	12:54'45.789
6	35.808	18.277	31.104	25.691	1'50.880	185,9	12:56'36.669

Race Time 11'05.898

RET 69 A. DI PERSIO [1'49.822]							
Lap	Seg.1	Seg.2	Seg.3	Seg.4	Lap Time	km/h	Local Time
1		18.130	30.594	26.020	1'57.031	185,6	12:47'27.802
2	36.237	18.295	<b>30.468</b>	26.159	1'51.159	184,0	12:49'18.961
3	36.149	18.478	30.582	25.654	1'50.863	<b>187,2</b>	12:51'09.824
4	<b>35.818</b>	<b>17.999</b>	30.588	<b>25.417</b>	<b>1'49.822</b>	184,6	12:52'59.646

Race Time 7'28.875

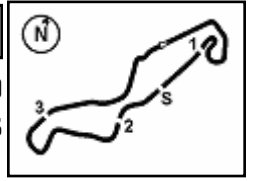
RET 79 T. ALONSO [1'50.300]							
Lap	Seg.1	Seg.2	Seg.3	Seg.4	Lap Time	km/h	Local Time
1		18.308	30.646	<b>25.885</b>	1'57.662	<b>192,2</b>	12:47'28.433
2	35.806	<b>18.155</b>	<b>30.265</b>	26.074	<b>1'50.300</b>	188,2	12:49'18.733

Race Time 3'47.962

13/04/2025 P = Pits In/Out - C = Lap Time Cancelled

These data/results cannot be reproduced, stored and/or transmitted in whole or in part by any manner of electronic, mechanical, photocopying, recording, broadcasting or otherwise now known or herein after developed without the previous express consent by the copyright owner, except for reproduction in daily press and regular printed publications on sale to the public within 60 days of the event related to those data/results and always provided that copyright symbol appears together as follows below.

© DORNA WSBK ORGANIZATION Srl 2025



**Pirelli Dutch Round, 11-13 April 2025**  
**Best Laps & Speeds**

No.	Rider Bike	Nat	Best Lap		FP		SP		WUP1		RC1		WUP2		RC2	
			LL	SPD	LL	SPD	LL	SPD	LL	SPD	LL	SPD	LL	SPD	LL	SPD
1	<b>6 J. BUIS</b> KTM RC 390 R	NED	<b>1'47.875</b> 58 197,8	<b>1'47.875</b> 13 189,5	1'48.651 12 194,9	1'48.566 5 187,8	1'48.719 12 <b>197,8</b>	1'58.798 4 187,5	1'49.542 12 187,2							
2	<b>48 J. GARCIA</b> Kawasaki Ninja 400	ESP	<b>1'47.913</b> 50 193,5	<b>1'47.913</b> 10 <b>193,5</b>	1'48.112 9 191,2	1'49.485 5 191,8	1'48.534 12 192,2	2'14.791 2 176,2	1'49.673 12 190,5							
3	<b>7 B. FERNANDEZ</b> Kove 321 RR-S	ESP	<b>1'48.158</b> 57 194,2	1'50.091 12 184,9	1'48.801 12 193,9	1'48.627 5 190,5	<b>1'48.158</b> 12 <b>194,2</b>	1'59.907 4 183,4	1'48.804 12 187,5							
4	<b>38 D. SALVADOR</b> Kawasaki Ninja 400	ESP	<b>1'48.165</b> 56 193,5	<b>1'48.165</b> 13 191,2	1'48.476 12 <b>193,5</b>	1'49.666 3 187,2	1'48.636 12 191,8	1'59.982 4 179,4	1'49.228 12 183,1							
5	<b>50 C. THOMPSON</b> Kawasaki Ninja 400	AUS	<b>1'48.461</b> 55 195,7	1'49.453 11 189,5	1'48.725 11 192,2	1'49.423 5 191,8	<b>1'48.461</b> 12 <b>195,7</b>	1'57.394 4 178,8	1'49.473 12 189,5							
6	<b>47 A. TORRES</b> Kawasaki Ninja 400	ESP	<b>1'48.747</b> 49 194,6	1'49.410 13 190,5	1'49.381 11 193,9	1'48.864 5 189,5	<b>1'48.747</b> 4 <b>194,6</b>	2'03.087 4 185,2	1'49.541 12 190,5							
7	<b>12 H. MAIER</b> Yamaha YZF-R3	BRA	<b>1'48.844</b> 58 197,1	1'48.884 13 191,5	1'48.942 12 <b>197,1</b>	1'48.844 5 192,5	1'48.863 12 194,2	2'04.105 4 183,1	1'49.660 12 187,5							
8	<b>69 A. DI PERSIO</b> Yamaha YZF-R3	ITA	<b>1'48.914</b> 47 192,5	1'50.820 11 186,5	1'50.189 11 189,1	1'50.256 5 185,6	<b>1'48.914</b> 12 <b>192,5</b>	2'01.963 4 185,2	1'49.822 4 187,2							
9	<b>43 M. GAGGI</b> Yamaha YZF-R3	ITA	<b>1'48.998</b> 56 194,2	1'49.963 11 190,5	1'49.188 12 189,1	1'48.998 5 190,5	1'49.525 12 <b>194,2</b>	2'06.681 4 181,8	1'49.329 12 192,2							
10	<b>26 M. GENNAI</b> Kawasaki Ninja 400	ITA	<b>1'49.002</b> 47 196,0	1'49.162 10 188,8	1'49.071 11 193,2	1'49.567 5 193,5	<b>1'49.002</b> 12 <b>196,0</b>	2'16.005 3 181,2	1'49.431 6 189,5							
11	<b>53 P. SVOBODA</b> Kawasaki Ninja 400	CZE	<b>1'49.060</b> 52 189,8	1'49.060 11 188,8	1'49.423 11 189,5	1'49.849 5 <b>189,8</b>	1'49.464 9 189,5	2'01.561 4 178,8	1'49.948 12 184,6							
12	<b>77 J. OSUNA</b> Kawasaki Ninja 400	ESP	<b>1'49.177</b> 57 193,2	1'50.294 12 189,1	1'49.629 12 189,8	1'49.863 5 192,5	<b>1'49.177</b> 12 <b>193,2</b>	2'05.490 4 182,4	1'49.974 12 191,5							
13	<b>91 M. VANNUCCI</b> Yamaha YZF-R3	ITA	<b>1'49.183</b> 56 193,2	1'49.834 11 185,9	1'49.466 12 189,5	1'49.183 5 <b>193,2</b>	1'49.745 12 191,2	2'05.858 4 177,6	1'49.459 12 190,1							
14	<b>88 D. MOGEDA</b> Kawasaki Ninja 400	ESP	<b>1'49.206</b> 58 190,5	1'49.497 13 184,6	1'49.350 12 188,5	1'49.902 5 <b>190,5</b>	1'49.848 12 190,1	2'00.549 4 177,0	1'49.206 12 188,5							
15	<b>39 J. RISUENO</b> Yamaha YZF-R3	ESP	<b>1'49.242</b> 57 194,6	1'49.936 13 188,5	1'49.915 11 190,8	1'50.798 5 188,2	<b>1'49.242</b> 12 <b>194,6</b>	1'59.395 4 175,3	1'50.088 12 189,5							
16	<b>62 K. FONTAINHA</b> Yamaha YZF-R3	BRA	<b>1'49.249</b> 58 195,7	1'49.815 13 187,5	1'49.249 12 187,2	1'49.767 5 187,5	1'49.329 12 <b>195,7</b>	1'59.814 4 177,3	1'50.260 12 191,2							
17	<b>27 F. MULYA</b> Yamaha YZF-R3	INA	<b>1'49.277</b> 55 193,9	1'49.710 10 191,8	1'49.277 12 192,2	1'49.923 5 191,5	1'49.782 12 <b>193,9</b>	2'05.134 4 182,7	1'49.295 12 192,2							
18	<b>23 E. BARTOLINI</b> Yamaha YZF-R3	ITA	<b>1'49.281</b> 56 193,5	1'49.457 11 184,6	1'49.550 12 184,6	1'49.688 5 187,5	1'49.840 12 <b>193,5</b>	1'59.482 4 184,9	1'49.281 12 190,8							
19	<b>85 K. SABATUCCI</b> Kawasaki Ninja 400	ITA	<b>1'49.309</b> 55 193,5	1'50.297 10 188,8	1'49.571 12 191,8	1'50.281 5 191,8	<b>1'49.309</b> 12 <b>193,5</b>	2'01.975 4 179,7	1'50.019 12 191,5							
20	<b>79 T. ALONSO</b> Kawasaki Ninja 400	POR	<b>1'49.315</b> 47 195,3	1'50.608 12 183,1	1'50.048 12 191,2	1'49.553 5 192,2	<b>1'49.315</b> 12 <b>195,3</b>	2'04.295 4 173,9	1'50.300 2 192,2							
21	<b>96 M. VICH</b> Yamaha YZF-R3	ESP	<b>1'49.506</b> 58 194,2	1'49.614 13 186,9	1'49.506 12 190,1	1'50.198 5 188,5	1'49.685 12 <b>194,2</b>	2'00.221 4 183,4	1'49.916 12 188,8							
22	<b>4 E. CAZZANIGA</b> Yamaha YZF-R3	ITA	<b>1'49.662</b> 58 194,2	1'50.225 13 186,2	1'50.596 12 187,2	1'50.876 5 186,5	<b>1'49.662</b> 12 <b>194,2</b>	2'05.700 4 180,0	1'50.104 12 188,8							
23	<b>11 F. NOVOTNY</b> Kawasaki Ninja 400	CZE	<b>1'49.676</b> 42 192,2	1'50.027 10 189,5	1'50.184 12 189,5	1'50.525 4 190,5	<b>1'49.676</b> 3 <b>192,2</b>	2'03.590 4 180,3	1'50.090 9 <b>192,2</b>							
24	<b>9 E. ERCOLANI</b> Kawasaki Ninja 400	ITA	<b>1'49.688</b> 55 193,2	1'49.688 13 189,5	1'49.970 12 <b>193,2</b>	1'50.541 5 190,1	1'50.473 9 191,5	2'00.664 4 181,2	1'49.774 12 191,2							
25	<b>87 C. SWAIN</b> Yamaha YZF-R3	AUS	<b>1'49.726</b> 54 192,5	1'51.265 9 186,9	1'49.726 12 191,2	1'50.641 5 191,2	1'49.876 12 <b>192,5</b>	1'59.858 4 184,9	1'51.080 12 191,2							

13/04/2025

These data/results cannot be reproduced, stored and/or transmitted in whole or in part by any manner of electronic, mechanical, photocopying, recording, broadcasting or otherwise now known or herein after developed without the previous express consent by the copyright owner, except for reproduction in daily press and regular printed publications on sale to the public within 60 days of the event related to those data/results and always provided that copyright symbol appears together as follows below.

© DORNA WSBK ORGANIZATION Srl 2025





**Pirelli Dutch Round, 11-13 April 2025**  
**Best Laps & Speeds**

2 / 2

No.	Rider	Nat	Best Lap		FP		SP		WUP1		RC1		WUP2		RC2	
			LL	SPD	LL	SPD	LL	SPD	LL	SPD	LL	SPD	LL	SPD	LL	SPD
26	<b>16 U. HIDALGO</b> Kawasaki Ninja 400	ESP	<b>1'49.735</b> 51 189,1		1'51.262 8 181,8		1'50.205 12 188,5		1'50.561 5 187,2		<b>1'49.735</b> 10 <b>189,1</b>		2'03.099 4 180,9		1'51.192 12 188,2	
27	<b>13 R. FERNANDEZ</b> Kawasaki Ninja 400	ESP	<b>1'49.779</b> 52 195,3		1'51.332 11 192,2		1'49.806 12 189,5		1'50.251 4 192,2		<b>1'49.779</b> 12 <b>195,3</b>		1'59.804 4 184,6		1'49.891 9 191,2	
28	<b>36 F. TOREQOTTULLAH</b> Yamaha YZF-R3	INA	<b>1'50.490</b> 32 192,5		1'50.657 10 187,8		<b>1'50.490</b> 11 <b>192,5</b>		1'50.927 5 188,2		1'52.188 6 189,8					
29	<b>58 V. FOLGER</b> Yamaha YZF-R3	GER	<b>1'50.612</b> 55 190,8		1'52.398 11 184,3		1'52.702 11 180,0		1'52.256 5 188,2		1'52.645 12 <b>190,8</b>		2'04.839 4 184,3		<b>1'50.612</b> 12 190,1	
30	<b>29 G. ZANNINI</b> Kawasaki Ninja 400	ITA	<b>1'51.149</b> 43 186,5		<b>1'51.149</b> 12 185,6		1'53.171 3 177,3		1'53.102 5 184,3		1'52.901 12 <b>186,5</b>		2'06.494 4 180,0		1'55.021 7 175,3	

13/04/2025

These data/results cannot be reproduced, stored and/or transmitted in whole or in part by any manner of electronic, mechanical, photocopying, recording, broadcasting or otherwise now known or herein after developed without the previous express consent by the copyright owner, except for reproduction in daily press and regular printed publications on sale to the public within 60 days of the event related to those data/results and always provided that copyright symbol appears together as follows below.

© DORNA WSBK ORGANIZATION Srl 2025

**Pirelli Dutch Round, 11-13 April 2025**  
**Fastest Laps Race 2**

	No.	Rider	Nat	Team	Bike	Lap	Time	Gap
1	7	B. FERNANDEZ	ESP	Team#109 Retro Traffic Kove	Kove 321 RR-S	4	<b>1'48.804</b>	
2	88	D. MOGEDA	ESP	Pons Motosport Italika Racing	Kawasaki Ninja 400	2	<b>1'49.206</b>	0.402
3	38	D. SALVADOR	ESP	Team ProDina XCI	Kawasaki Ninja 400	2	<b>1'49.228</b>	0.424
4	23	E. BARTOLINI	ITA	Team BrCorse	Yamaha YZF-R3	5	<b>1'49.281</b>	0.477
5	27	F. MULYA	INA	ProGP NitiRacing	Yamaha YZF-R3	2	<b>1'49.295</b>	0.491
6	43	M. GAGGI	ITA	Team BrCorse	Yamaha YZF-R3	2	<b>1'49.329</b>	0.525
7	26	M. GENNAI	ITA	MTM Kawasaki	Kawasaki Ninja 400	2	<b>1'49.431</b>	0.627
8	91	M. VANNUCCI	ITA	PATA AG Motorsport Italia WorldSSP300	Yamaha YZF-R3	7	<b>1'49.459</b>	0.655
9	50	C. THOMPSON	AUS	MTM Kawasaki	Kawasaki Ninja 400	2	<b>1'49.473</b>	0.669
10	47	A. TORRES	ESP	Team ProDina XCI	Kawasaki Ninja 400	8	<b>1'49.541</b>	0.737
11	6	J. BUIS	NED	Freudenberg KTM-Paligo Racing	KTM RC 390 R	3	<b>1'49.542</b>	0.738
12	12	H. MAIER	BRA	Yamaha AD78 FIMLA by MS Racing	Yamaha YZF-R3	4	<b>1'49.660</b>	0.856
13	48	J. GARCIA	ESP	Prodina Kawasaki Racing Sport	Kawasaki Ninja 400	5	<b>1'49.673</b>	0.869
14	9	E. ERCOLANI	ITA	Kawasaki GP Project	Kawasaki Ninja 400	5	<b>1'49.774</b>	0.970
15	69	A. DI PERSIO	ITA	ARCO MotoR University Team	Yamaha YZF-R3	4	<b>1'49.822</b>	1.018
16	13	R. FERNANDEZ	ESP	Kawasaki Junior Team by MTM	Kawasaki Ninja 400	6	<b>1'49.891</b>	1.087
17	96	M. VICH	ESP	Yamaha Motoxracing WorldSSP300 Team	Yamaha YZF-R3	5	<b>1'49.916</b>	1.112
18	53	P. SVOBODA	CZE	Kawasaki Junior Team by MTM	Kawasaki Ninja 400	5	<b>1'49.948</b>	1.144
19	77	J. OSUNA	ESP	ZAPPAS-DEZA-BOX 77 Racing Team	Kawasaki Ninja 400	6	<b>1'49.974</b>	1.170
20	85	K. SABATUCCI	ITA	Accolade Funds Smrz Racing BGR	Kawasaki Ninja 400	5	<b>1'50.019</b>	1.215
21	39	J. RISUENO	ESP	MS Racing	Yamaha YZF-R3	3	<b>1'50.088</b>	1.284
22	11	F. NOVOTNY	CZE	Accolade Funds Smrz Racing BGR	Kawasaki Ninja 400	3	<b>1'50.090</b>	1.286
23	4	E. CAZZANIGA	ITA	Racestar Trasimeno	Yamaha YZF-R3	3	<b>1'50.104</b>	1.300
24	62	K. FONTAINHA	BRA	Yamaha AD78 FIMLA by MS Racing	Yamaha YZF-R3	5	<b>1'50.260</b>	1.456
25	79	T. ALONSO	POR	Pons Motosport Italika Racing	Kawasaki Ninja 400	2	<b>1'50.300</b>	1.496
26	58	V. FOLGER	GER	ARCO MotoR University Team	Yamaha YZF-R3	3	<b>1'50.612</b>	1.808
27	87	C. SWAIN	AUS	Yamaha Motoxracing WorldSSP300 Team	Yamaha YZF-R3	3	<b>1'51.080</b>	2.276
28	16	U. HIDALGO	ESP	ZAPPAS-DEZA-BOX 77 Racing Team	Kawasaki Ninja 400	4	<b>1'51.192</b>	2.388
29	29	G. ZANNINI	ITA	Kawasaki GP Project	Kawasaki Ninja 400	2	<b>1'55.021</b>	6.217

13/04/2025

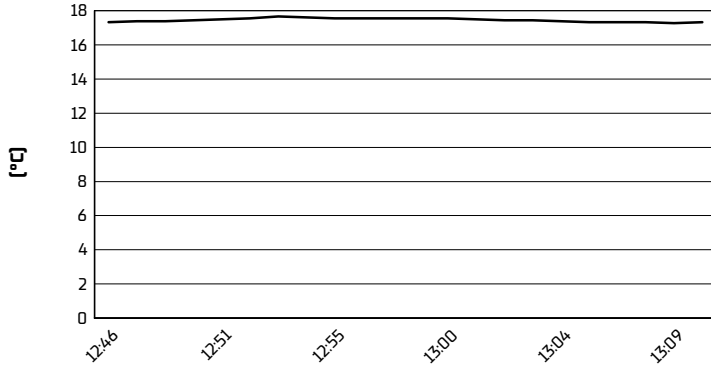
These data/results cannot be reproduced, stored and/or transmitted in whole or in part by any manner of electronic, mechanical, photocopying, recording, broadcasting or otherwise now known or herein after developed without the previous express consent by the copyright owner, except for reproduction in daily press and regular printed publications on sale to the public within 60 days of the event related to those data/results and always provided that copyright symbol appears together as follows below.

© DORNA WSBK ORGANIZATION Srl 2025

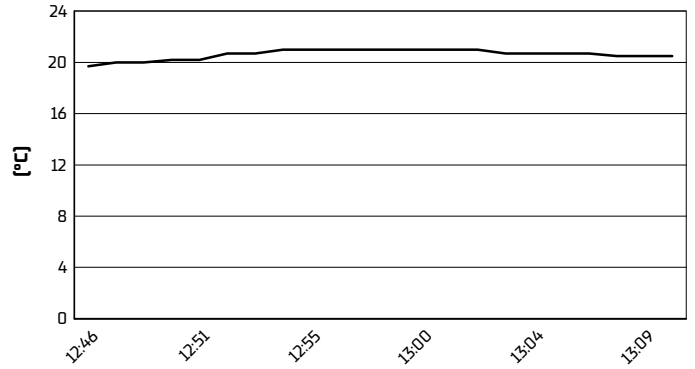
**Pirelli Dutch Round, 11-13 April 2025**  
**Weather Report Race 2**

Session started 12:46 - Session ended 13:11


**Air Temperature**



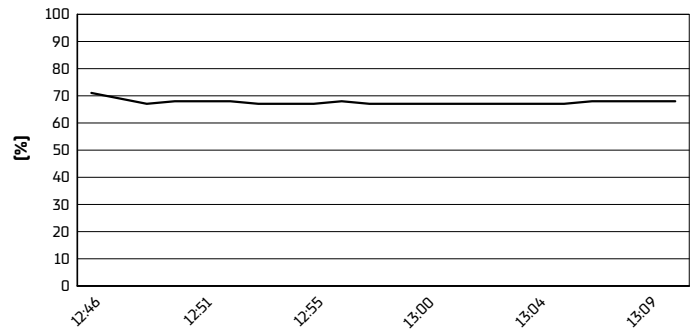
**Track Temperature**



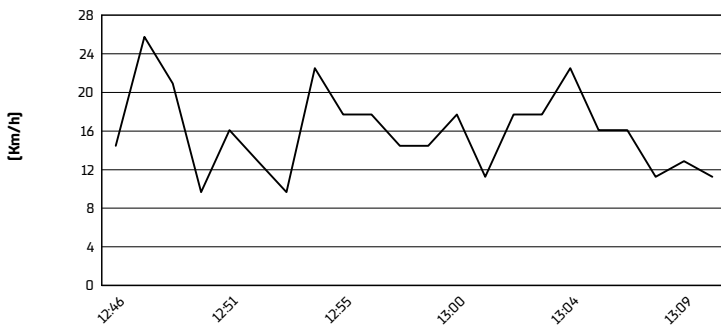
**Air Pressure**



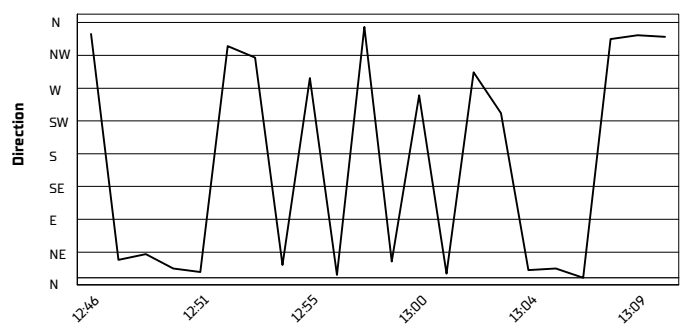
**Humidity**



**Wind Speed**



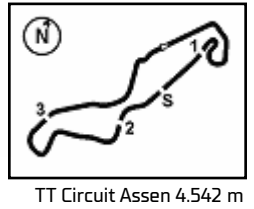
**Wind Direction**



13/04/2025

These data/results cannot be reproduced, stored and/or transmitted in whole or in part by any manner of electronic, mechanical, photocopying, recording, broadcasting or otherwise now known or herein after developed without the previous express consent by the copyright owner, except for reproduction in daily press and regular printed publications on sale to the public within 60 days of the event related to those data/results and always provided that copyright symbol appears together as follows below.

© DORNA WSBK ORGANIZATION Srl 2025



**Pirelli Dutch Round, 11-13 April 2025**  
**Riders Performance**

	Points	Points From First	Points From Previous	March 30	April 13	May 18	June 15	September 7	September 28	October 12	October 19							
				PORTIMAO	ASSEN	MOST	MISANO	MAGNY-COURS	ARAGON	ESTORIL	JEREZ	SP 1 2	SP 1 2	SP 1 2	SP 1 2	SP 1 2	SP 1 2	SP 1 2
1	<b>BUIS</b>	<b>75</b>		4 1 Rt	3 1 1													
2	<b>GARCIA</b>	<b>61</b>	14	18 2 2	1 3 11													
3	<b>FERNANDEZ</b>	<b>60</b>	15	1 4 1	5 5 5													
4	<b>SALVADOR</b>	<b>44</b>	31	16 20 Rt 5	2 4 2													
5	<b>THOMPSON</b>	<b>43</b>	32	1 2 6 4	4 6 6													
6	<b>MAIER</b>	<b>40</b>	35	3 5 5 Rt	6 2 7													
7	<b>TORRES</b>	<b>39</b>	36	1 6 3 3	12 Rt 9													
8	<b>VANNUCCI</b>	<b>30</b>	45	9 10 7 11	14 8 8													
9	<b>MOGEDA</b>	<b>25</b>	50	5	11 7 3													
10	<b>MULYA</b>	<b>20</b>	55	5 16 9 7	10 12 18													
11	<b>TONN</b>	<b>18</b>	57	2 3 8 6														
12	<b>FONTAINHA</b>	<b>18</b>	57	0 14 11 12	9 11 12													
13	<b>SABATUCCI</b>	<b>14</b>	61	4 9 13 14	17 13 10													
14	<b>OSUNA</b>	<b>14</b>	61	0 30 17 9	18 9 16													
15	<b>GAGGI</b>	<b>13</b>	62	1 7 Rt	8 16 4													
16	<b>BARTOLINI</b>	<b>12</b>	63	1 15 15 8	16 14 15													
17	<b>ALONSO</b>	<b>12</b>	63	0 11 10 10	23 17 Rt													
18	<b>GENNAI</b>	<b>6</b>	69	6 13 Rt Rt	7 10 Rt													
19	<b>RISUENO</b>	<b>6</b>	69	0 21 16 13	21 19 13													
20	<b>TOREQOTTULLAH</b>	<b>4</b>	71	2 23 12 Rt	27 Rt													
21	<b>SVOBODA</b>	<b>3</b>	72	1 12 14 15	13 Rt 17													
22	<b>ERCOLANI</b>	<b>2</b>	73	1 22 Rt Rt	22 Rt 14													
23	<b>DI PERSIO</b>	<b>1</b>	74	1 25 15 Rt														

13/04/2025

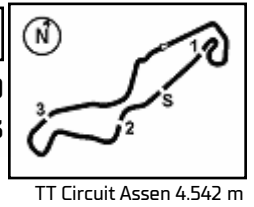
SP = Superpole - 1 = Race 1 - 2 = Race 2

Ns = Did Not Start - Rt = Retired - Ex = Excluded

These data/results cannot be reproduced, stored and/or transmitted in whole or in part by any manner of electronic, mechanical, photocopying, recording, broadcasting or otherwise now known or herein after developed without the previous express consent by the copyright owner, except for reproduction in daily press and regular printed publications on sale to the public within 60 days of the event related to those data/results and always provided that copyright symbol appears together as follows below.

© DORNA WSBK ORGANIZATION Srl 2025





**Pirelli Dutch Round, 11-13 April 2025**  
**Race Winners**

	2022	2023	2024	2025
<b>01 Portimao</b>	RC1: Geiger D. (GER) KAW RC2: Gennai M. (ITA) YAM	RC1: Gennai M. (ITA) YAM RC2: Gennai M. (ITA) YAM	RC1: Gennai M. (ITA) KAW RC2: Gennai M. (ITA) KAW	RC1: Buis J. (NED) KTM RC2: Fernandez B. (ESP) KOV
<b>02 Assen</b>	RC1: Steeman V. (NED) KAW RC2: De Cancellis H. (FRA) KAW	RC1: Svoboda P. (CZE) KAW RC2: Svoboda P. (CZE) KAW	RC1: Mogeda D. (ESP) KAW RC2: Mogeda D. (ESP) KAW	RC1: Buis J. (NED) KTM RC2: Buis J. (NED) KTM
<b>03 Most</b>	RC1: Garcia M. (ESP) YAM RC2: Steeman V. (NED) KAW	RC1: Lehmann L. (GER) KTM RC2: Mahendra A. (INA) YAM	RC1: Veneman L. (NED) KAW RC2: Veneman L. (NED) KAW	
<b>04 Misano</b>	RC1: Vannucci M. (ITA) YAM RC2: Diaz A. (ESP) YAM	RC1: Ieraci B. (ITA) KAW RC2: Ieraci B. (ITA) KAW	RC1: Iglesias Bravo I. (ESP) KAW RC2: Mahendra A. (INA) YAM	
<b>05 Magny-Cours</b>	RC1: Vannucci M. (ITA) YAM RC2: Steeman V. (NED) KAW	RC1: Buis J. (NED) KAW RC2: Buis J. (NED) KAW	RC1: Calatayud U. (ESP) YAM RC2: Buis J. (NED) KTM	
<b>06 Aragon</b>	RC1: Garcia M. (ESP) YAM RC2: Diaz A. (ESP) YAM	RC1: Veneman L. (NED) KAW RC2: Buis J. (NED) KAW	RC1: Iglesias Bravo I. (ESP) KAW RC2: Gennai M. (ITA) KAW	
<b>07 Estoril</b>	RC1: Garcia M. (ESP) YAM RC2: Di Sora S. (FRA) KAW			
<b>08 Jerez</b>			RC1: Salvador D. (ESP) YAM RC2: Garcia J. (ESP) KOV	

**2025**

- 3 J. Buis**
- 1 B. Fernandez**

**ALL TIMES**

- |                            |                          |                       |
|----------------------------|--------------------------|-----------------------|
| <b>16 J. Buis</b>          | <b>2 A. Diaz</b>         | <b>1 L. Grunwald</b>  |
| <b>7 A. Carrasco</b>       | <b>2 D. Geiger</b>       | <b>1 L. Lehmann</b>   |
| <b>7 M. Garcia</b>         | <b>2 G. Hendra</b>       | <b>1 U. Orradre</b>   |
| <b>7 M. Gennai</b>         | <b>2 B. Ieraci</b>       | <b>1 K. Sabatucci</b> |
| <b>6 S. Deroue</b>         | <b>2 A. Mahendra</b>     | <b>1 D. Salvador</b>  |
| <b>6 A. Huertas</b>        | <b>2 K. Meuffels</b>     | <b>1 D. Valle</b>     |
| <b>5 V. Steeman</b>        | <b>2 D. Mogeda</b>       |                       |
| <b>4 B. Sofuoglu</b>       | <b>2 Y. Okaya</b>        |                       |
| <b>3 T. Booth-Amos</b>     | <b>2 P. Svoboda</b>      |                       |
| <b>3 M. Gonzalez</b>       | <b>1 M. Bastianelli</b>  |                       |
| <b>3 I. Iglesias Bravo</b> | <b>1 U. Calatayud</b>    |                       |
| <b>3 M. Perez</b>          | <b>1 A. Coppola</b>      |                       |
| <b>3 M. Vannucci</b>       | <b>1 H. De Cancellis</b> |                       |
| <b>3 L. Veneman</b>        | <b>1 B. Fernandez</b>    |                       |
| <b>2 S. Di Sora</b>        | <b>1 J. Garcia</b>       |                       |

13/04/2025

These data/results cannot be reproduced, stored and/or transmitted in whole or in part by any manner of electronic, mechanical, photocopying, recording, broadcasting or otherwise now known or herein after developed without the previous express consent by the copyright owner, except for reproduction in daily press and regular printed publications on sale to the public within 60 days of the event related to those data/results and always provided that copyright symbol appears together as follows below.

© DORNA WSBK ORGANIZATION Srl 2025