

**Pirelli Dutch Round, 11-13 April 2025**  
**Chronological Analysis Free Practice**

1° 6 J. BUIS [1'47.875]								13	36.431	18.217	30.599	25.608	1'50.855	183,1	10:06'30.637
Lap	Seg1	Seg2	Seg3	Seg4	Lap Time	km/h	Local Time	5° 53 P. SVOBODA [1'49.060]							
Lap	Seg1	Seg2	Seg3	Seg4	Lap Time	km/h	Local Time	Lap	Seg1	Seg2	Seg3	Seg4	Lap Time	km/h	Local Time
1	35.808	18.085	31.801	26.215	1'50.513	189,5	9:42'38.620	1	37.514	19.099	31.117	25.813	1'53.543	175,0	9:44'29.819
2	35.634	18.248	31.057	25.563	1'49.924	188,5	9:46'19.057	2	35.687	18.204	30.929	25.705	1'50.525	186,2	9:46'20.344
3	35.624	18.132	30.385	26.010	1'50.151	184,0	9:48'09.208	3	35.482	18.297	30.583	25.550	1'49.912	183,4	9:48'10.256
4	36.111	18.428	30.648	25.534	1'50.721	184,0	9:49'59.929	4	35.481	18.224	30.707	25.550	1'49.962	184,0	9:50'00.218
5	35.403	17.968	30.515	25.323	1'49.209	185,2	9:51'49.138	5	35.590	17.939	30.172	25.359	1'49.060	188,8	9:51'49.278
6	35.168	18.017	30.267	25.488	1'48.940	185,6	9:53'38.078	6	35.475	18.241	30.278	25.671	1'49.665	183,1	9:53'38.943
7	35.197	17.998	30.426	25.221	1'48.842	185,2	9:55'26.920	7	35.427	18.348	30.584	25.679	1'50.038	181,5	9:55'28.981
8	35.358	17.881	30.477	25.416	1'49.132	186,9	9:57'16.052	8	35.457	18.495	30.642	25.679	1'50.038	181,5	9:55'28.981
9	35.111	17.723	30.069	24.972	1'47.875	189,1	9:59'03.927	9	3'28.291	18.933	31.092	26.087	4'44.403P	176,5	10:02'12.167
10	35.169	17.755	30.409	25.919	1'49.252C	188,5	10:00'53.179	10	35.662	18.668	30.769	26.076	1'51.175	177,3	10:04'03.342
11	34.982	17.760	30.303	25.630	1'48.675	189,1	10:02'41.854	11	35.574	18.732	30.681	25.786	1'50.773	177,3	10:05'54.115
12	38.950	18.684	31.991	26.108	1'55.733	187,5	10:04'37.587								
13	35.367	17.889	30.341	26.062	1'49.659	187,8	10:06'27.246								

2° 48 J. GARCIA [1'47.913]								6° 26 M. GENNAI [1'49.162]							
Lap	Seg1	Seg2	Seg3	Seg4	Lap Time	km/h	Local Time	Lap	Seg1	Seg2	Seg3	Seg4	Lap Time	km/h	Local Time
		19.169	31.470	26.667		178,5	9:42'55.763			19.206	33.031	26.944		186,2	9:42'42.914
1	36.030	18.602	30.780	26.026	1'51.438	180,9	9:44'47.201	1	36.846	18.455	31.477	26.137	1'52.915	186,2	9:44'35.829
2	35.768	18.273	30.393	25.700	1'50.134	183,7	9:46'37.335	2	36.397	18.570	31.049	26.216	1'52.232	184,6	9:46'28.061
3	35.319	18.281	30.257	25.793	1'49.650	183,4	9:48'26.985	3	36.204	18.742	31.133	25.917	1'51.996	184,9	9:48'20.057
4	37.917	19.259	30.865	25.821	1'53.862	175,9	9:50'20.847	4	35.414	18.285	30.841	25.651	1'50.191	184,6	9:50'10.248
5	35.008	18.028	30.140	25.621	1'48.797	186,5	9:52'09.644	5	35.542	18.524	30.836	25.671	1'50.973P	184,0	9:52'11.221
6	37.201	18.781	30.587	26.364	2'02.933P	180,3	9:54'12.577	6	5'41.998	18.266	30.757	25.780	6'56.801P	187,2	9:59'08.022
7	5'33.339	18.248	30.261	25.528	6'47.376P	184,9	10:00'59.953	7	35.613	18.166	30.582	25.933	1'50.294	185,2	10:00'58.316
8	35.520	18.257	29.835	25.493	1'49.105	186,2	10:02'49.058	8	35.355	18.305	30.412	25.661	1'49.733	183,7	10:02'48.049
9	34.849	17.521	30.100	25.443	1'47.913	193,5	10:04'36.971	9	35.255	17.978	30.538	25.391	1'49.162	188,8	10:04'37.211
10	35.065	18.194	30.816	26.175	1'50.250	193,2	10:06'27.221	10	35.079	18.091	30.901	26.474	1'50.545	188,2	10:06'27.756

3° 38 D. SALVADOR [1'48.165]								7° 47 A. TORRES [1'49.410]							
Lap	Seg1	Seg2	Seg3	Seg4	Lap Time	km/h	Local Time	Lap	Seg1	Seg2	Seg3	Seg4	Lap Time	km/h	Local Time
		19.039	31.732	27.770		179,7	9:42'19.353			19.389	32.278	26.824		178,8	9:42'17.255
1	36.699	18.509	30.636	25.992	1'51.836	181,8	9:44'11.189	1	37.384	18.819	31.457	26.630	1'54.290	185,6	9:44'11.545
2	35.872	18.494	30.706	25.725	1'50.797	180,9	9:46'01.986	2	36.035	18.240	30.740	25.815	1'50.830	190,5	9:46'02.375
3	35.598	18.456	30.511	25.658	1'50.223	180,3	9:47'52.209	3	35.570	18.205	30.474	25.990	1'50.239	186,9	9:47'52.614
4	35.373	18.446	30.417	25.862	1'50.098	179,4	9:49'42.307	4	35.582	18.182	30.842	26.336	1'50.942	184,6	9:49'43.556
5	38.933	18.928	31.129	25.799	1'54.789	168,5	9:51'37.096	5	36.648	18.349	30.932	26.094	1'52.023	182,4	9:51'35.579
6	35.299	18.218	33.814	26.381	1'53.712	187,5	9:53'30.808	6	36.103	18.654	30.996	26.183	1'51.936	180,3	9:53'27.515
7	35.275	18.016	30.378	25.576	1'49.245	184,6	9:55'20.053	7	36.885	18.644	32.280	25.744	1'53.553	180,9	9:55'21.068
8	35.262	18.339	30.570	25.676	1'49.847	181,2	9:57'09.900	8	35.606	18.105	30.484	25.505	1'49.700	185,9	9:57'10.768
9	35.350	18.300	30.374	25.547	1'49.571	180,9	9:58'59.471	9	35.678	18.167	30.120	25.445	1'49.410	185,2	9:59'00.178
10	37.692	20.787	30.326	26.082	1'54.887	149,8	10:00'54.358	10	35.834	18.151	31.032	25.643	1'50.660	184,3	10:00'50.838
11	35.445	17.504	29.985	25.231	1'48.165	190,8	10:02'42.523	11	36.958	18.376	30.474	26.033	1'51.841C	181,2	10:02'42.679
12	42.104	17.831	30.810	25.998	1'56.743	187,8	10:04'39.266	12	36.421	19.234	31.432	25.582	1'52.669C	183,7	10:04'35.348
13	35.050	17.869	29.966	25.736	1'48.621	191,2	10:06'27.887	13	35.746	19.118	30.910	26.531	1'52.305	175,9	10:06'27.653

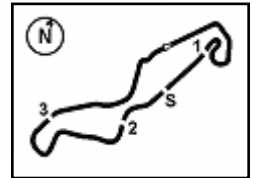
  

4° 12 H. MAIER [1'48.884]								8° 50 C. THOMPSON [1'49.453]							
Lap	Seg1	Seg2	Seg3	Seg4	Lap Time	km/h	Local Time	Lap	Seg1	Seg2	Seg3	Seg4	Lap Time	km/h	Local Time
		19.946	32.953	27.430		173,6	9:42'03.110			19.405	32.955	27.013		179,4	9:42'42.396
1	37.205	18.969	31.287	27.788	1'55.249	180,3	9:43'58.359	1	36.802	18.652	31.452	26.231	1'53.137	181,8	9:44'35.533
2	36.143	18.330	31.088	26.184	1'51.745	187,2	9:45'50.104	2	36.627	18.383	30.943	26.201	1'52.154	184,3	9:46'27.687
3	39.489	22.282	36.648	26.274	2'04.693	145,9	9:47'54.797	3	36.217	18.832	30.804	25.772	1'51.625	178,5	9:48'19.312
4	36.000	18.532	30.552	25.694	1'50.778	183,1	9:49'45.575	4	35.669	18.386	30.828	25.878	1'50.761	181,5	9:50'10.073
5	35.849	18.266	30.536	25.664	1'50.315	182,4	9:51'35.890	5	36.818	18.313	31.342	26.541	1'53.014	184,6	9:52'03.087
6	38.209	18.302	32.575	26.759	1'55.845	184,0	9:53'31.735	6	35.412	18.509	32.099	26.537	2'02.557P	188,2	9:54'05.644
7	35.462	18.218	30.459	25.441	1'49.580	183,7	9:55'21.315	7	3'43.936	18.434	30.834	25.591	4'58.795P	183,1	9:59'04.439
8	36.330	18.287	30.615	25.604	1'50.836	184,0	9:57'12.151	8	35.612	18.014	30.311	25.604	1'49.541	189,5	10:00'53.980
9	36.619	18.902	31.266	25.581	1'52.368	177,0	9:59'04.519	9	35.724	17.811	30.451	25.588	1'49.574	187,5	10:02'43.554
10	35.396	18.272	30.541	25.915	1'50.124	184,6	10:00'54.643	10	36.511	18.939	32.378	26.923	1'54.751	179,4	10:04'38.305
11	35.327	17.708	30.387	25.462	1'48.884	191,5	10:02'43.527	11	35.243	17.929	30.186	26.095	1'49.453	186,2	10:06'27.758
12	37.968	18.417	33.696	26.174	1'56.255	183,7	10:04'39.782								

11/04/2025 P = Pits In/Out - C = Lap Time Cancelled

These data/results cannot be reproduced, stored and/or transmitted in whole or in part by any manner of electronic, mechanical, photocopying, recording, broadcasting or otherwise now known or herein after developed without the previous express consent by the copyright owner, except for reproduction in daily press and regular printed publications on sale to the public within 60 days of the event related to those data/results and always provided that copyright symbol appears together as follows below.

© DORNA WSBK ORGANIZATION Srl 2025



**Pirelli Dutch Round, 11-13 April 2025**  
**Chronological Analysis Free Practice**

9° 23 E. BARTOLINI (1'49.457)							
Lap	Seg.1	Seg.2	Seg.3	Seg.4	Lap Time	km/h	Local Time
		19.002	33.044	27.151		180,3	9:42'42.720
1	36.631	18.638	31.571	26.634	1'53.474	184,3	9:44'36.194
2	35.860	18.554	30.895	26.021	1'51.330	184,3	9:46'27.524
3	36.718	18.569	31.231	26.676	1'53.194	180,6	9:48'20.718
4	<b>35.390</b>	18.297	30.489	25.619	1'49.795	184,3	9:50'10.513
5	35.649	18.396	31.481	26.564	1'52.090	182,7	9:52'02.603
6	35.513	18.937	32.267	37.603	2'04.320P	184,3	9:54'06.923
7	3'40.167	18.426	30.673	25.880	4'55.146CP	181,8	9:59'02.069
8	35.531	18.560	30.630	26.087	1'50.808	180,0	10:00'52.877
9	35.533	<b>18.107</b>	<b>30.200</b>	<b>25.617</b>	<b>1'49.457</b>	<b>184,6</b>	10:02'42.334
10	36.332	19.260	31.892	26.240	1'53.724	175,0	10:04'36.058
11	35.398	18.436	30.837	26.053	1'50.724	182,1	10:06'26.782

12	36.541	18.836	32.541	26.275	1'54.193	178,8	10:04'36.534
13	<b>35.363</b>	<b>18.250</b>	30.786	26.695	1'51.094	<b>189,5</b>	10:06'27.628

10° 88 D. MOGEDA (1'49.497)							
Lap	Seg.1	Seg.2	Seg.3	Seg.4	Lap Time	km/h	Local Time
		19.289	31.979	26.793		180,6	9:42'25.781
1	36.406	18.698	31.126	25.942	1'52.172	179,7	9:44'17.953
2	36.352	18.760	31.082	26.312	1'52.506	181,2	9:46'10.459
3	35.797	18.284	30.814	25.989	1'50.884	184,3	9:48'01.343
4	35.627	18.282	31.395	26.003	1'51.307	183,4	9:49'52.650
5	43.498	18.184	30.847	25.817	1'58.346	184,0	9:51'50.996
6	35.603	18.486	30.687	25.839	1'50.615	180,3	9:53'41.611
7	36.596	18.338	30.563	25.667	1'51.164	181,8	9:55'32.775
8	<b>35.401</b>	<b>18.148</b>	<b>30.401</b>	<b>25.547</b>	<b>1'49.497</b>	<b>184,6</b>	9:57'22.272
9	35.803	18.519	30.778	25.940	1'51.040	181,2	9:59'13.312
10	35.577	18.365	30.864	25.798	1'50.604	182,1	10:01'03.916
11	35.756	18.424	30.782	25.840	1'50.802	180,6	10:02'54.718
12	35.769	18.354	30.810	25.875	1'50.808	180,9	10:04'45.526
13	35.720	18.460	30.898	26.008	1'51.086	180,0	10:06'36.612

13° 27 F. MULYA (1'49.710)							
Lap	Seg.1	Seg.2	Seg.3	Seg.4	Lap Time	km/h	Local Time
		20.518	34.188	27.300		181,2	9:42'40.250
1	37.446	19.384	32.997	26.982	1'56.809	178,8	9:44'37.059
2	36.172	18.346	31.107	26.157	1'51.782	187,8	9:46'28.841
3	35.877	18.287	30.617	26.049	1'50.830	187,8	9:48'19.671
4	35.978	18.245	31.886	25.996	1'52.105	188,5	9:50'11.776
5	35.933	<b>17.822</b>	31.484	45.629	2'10.868P	<b>191,8</b>	9:52'22.644
6	5'31.122	18.211	30.557	25.903	6'45.793P	187,8	9:59'08.437
7	35.498	18.041	30.514	26.205	1'50.258	189,8	10:00'58.695
8	35.510	18.099	30.295	25.806	<b>1'49.710</b>	186,9	10:02'48.405
9	<b>35.339</b>	17.950	30.473	26.119	1'49.881	189,8	10:04'38.286
10	35.736	18.041	<b>30.259</b>	<b>25.712</b>	1'49.748	187,2	10:06'28.034

11° 96 M. VICH (1'49.614)							
Lap	Seg.1	Seg.2	Seg.3	Seg.4	Lap Time	km/h	Local Time
		18.897	32.009	27.339		184,0	9:42'22.281
1	36.946	18.725	31.004	26.326	1'53.001	183,4	9:44'15.282
2	36.855	18.357	31.278	25.878	1'52.368	186,5	9:46'07.650
3	35.710	18.624	30.994	26.227	1'51.555	183,4	9:47'59.205
4	36.311	18.665	30.796	26.016	1'51.788	180,3	9:49'50.993
5	35.791	18.516	30.852	26.036	1'51.195	180,9	9:51'42.188
6	35.720	18.400	30.630	25.847	1'50.597	182,4	9:53'32.785
7	35.518	18.174	30.870	25.653	1'50.215	184,9	9:55'23.000
8	35.497	18.153	<b>30.398</b>	<b>25.566</b>	<b>1'49.614</b>	184,6	9:57'12.614
9	35.408	18.119	30.448	25.889	1'49.864	186,2	9:59'02.478
10	<b>35.392</b>	18.216	30.417	25.938	1'49.963	186,2	10:00'52.441
11	36.379	18.220	30.747	26.158	1'51.504	185,9	10:02'43.945
12	35.816	18.820	32.208	26.090	1'52.934	<b>186,9</b>	10:04'36.879
13	36.325	<b>18.054</b>	30.944	26.141	1'51.464	185,9	10:06'28.343

14° 62 K. FONTAINHA (1'49.815)							
Lap	Seg.1	Seg.2	Seg.3	Seg.4	Lap Time	km/h	Local Time
		19.619	33.030	27.148		174,8	9:42'03.887
1	36.767	18.678	31.733	26.357	1'53.535	182,7	9:43'57.422
2	36.739	18.849	31.438	26.102	1'53.128C	179,1	9:45'50.550
3	37.290	20.563	38.967	27.237	2'04.055C	162,4	9:47'54.607
4	36.114	18.699	30.727	25.552	1'51.092	179,4	9:49'45.699
5	35.962	18.238	30.848	25.906	1'50.954	182,7	9:51'36.653
6	36.038	18.162	31.135	25.739	1'51.074	185,9	9:53'27.727
7	41.695	18.534	31.116	25.904	1'57.249	181,8	9:55'24.976
8	35.720	18.528	30.762	26.150	1'51.160	179,7	9:57'16.136
9	35.757	18.138	<b>30.494</b>	25.426	<b>1'49.815</b>	184,6	9:59'05.951
10	35.739	18.380	30.680	28.588	1'53.387	181,2	10:00'59.338
11	36.731	<b>18.136</b>	35.489	27.227	1'57.583	185,9	10:02'56.921
12	35.767	18.431	30.981	26.066	1'51.245	<b>187,5</b>	10:04'48.166
13	<b>35.476</b>	18.443	30.792	<b>25.391</b>	1'50.102	180,9	10:06'38.268

12° 9 E. ERCOLANI (1'49.688)							
Lap	Seg.1	Seg.2	Seg.3	Seg.4	Lap Time	km/h	Local Time
		19.865	32.304	26.612		177,0	9:42'17.444
1	36.740	19.110	31.479	26.403	1'53.732	177,6	9:44'11.176
2	36.103	18.499	30.661	25.826	1'51.089	185,9	9:46'02.265
3	35.983	18.419	30.240	25.849	1'50.491	184,9	9:47'52.756
4	35.661	18.265	30.257	26.081	1'50.264	185,2	9:49'43.020
5	35.762	18.789	30.669	26.162	1'51.382	178,2	9:51'34.402
6	37.541	18.538	31.012	26.109	1'53.200	182,4	9:53'27.602
7	37.198	18.702	30.907	25.823	1'52.630	183,4	9:55'20.232
8	35.380	18.361	30.320	25.778	1'49.839	185,6	9:57'10.071
9	35.466	18.278	<b>30.228</b>	<b>25.716</b>	<b>1'49.688</b>	184,9	9:58'59.759
10	35.501	18.724	30.486	25.949	1'50.660	178,2	10:00'50.419
11	35.898	18.801	31.471	25.752	1'51.922	177,9	10:02'42.341

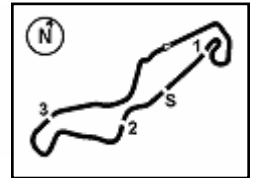
15° 91 M. VANNUCCI (1'49.834)							
Lap	Seg.1	Seg.2	Seg.3	Seg.4	Lap Time	km/h	Local Time
		19.123	32.980	26.338		180,6	9:42'37.682
1	36.259	18.695	30.881	26.101	1'51.936	179,7	9:44'29.618
2	<b>35.475</b>	18.251	30.501	<b>25.634</b>	1'49.861	<b>185,9</b>	9:46'19.479
3	35.661	18.319	30.317	25.753	1'50.050	182,4	9:48'09.529
4	35.555	18.448	30.412	25.750	1'50.165	179,4	9:49'59.694
5	38.025	18.406	30.342	25.773	1'52.546	181,5	9:51'52.240
6	35.649	18.191	30.348	25.646	<b>1'49.834</b>	185,6	9:53'42.074
7	35.482	18.440	<b>30.306</b>	25.718	1'49.946	181,5	9:55'32.020
8	35.538	<b>18.181</b>	30.617	38.190	2'02.526P	184,6	9:57'34.546
9	2'31.988	19.754	31.531	26.520	3'49.793P	169,3	10:01'24.339
10	35.895	18.350	30.442	25.809	1'50.496	182,7	10:03'14.835
11	35.683	18.229	30.553	25.827	1'50.292	185,6	10:05'05.127

16° 39 J. RISUENO (1'49.936)							
Lap	Seg.1	Seg.2	Seg.3	Seg.4	Lap Time	km/h	Local Time
		19.589	32.777	27.689		175,9	9:42'02.883
1	36.835	18.782	31.595	26.659	1'53.871	179,1	9:43'56.754
2	37.468	18.529	31.265	26.131	1'53.393	180,9	9:45'50.147
3	37.745	18.598	30.854	26.271	1'53.468	180,0	9:47'43.615
4	35.940	18.461	31.068	26.213	1'51.682	180,3	9:49'35.297
5	46.877	18.748	30.740	26.018	2'02.383	181,8	9:51'37.680
6	35.862	18.028	<b>30.470</b>	25.837	1'50.197	185,6	9:53'27.877
7	36.380	18.755	31.340	26.878	1'53.353	169,8	9:55'21.230
8	36.280	18.070	30.523	25.770	1'50.643	184,0	9:57'11.873
9	<b>35.621</b>	18.102	30.728	26.309	1'50.760	<b>188,5</b>	9:59'02.633
10	35.766	17.949	30.554	25.667	<b>1'49.936</b>	185,6	10:00'52.569
11	36.831	17.895	30.602	<b>25.596</b>	1'50.924	187,2	10:02'43.493

11/04/2025 P = Pits In/Out - C = Lap Time Cancelled

These data/results cannot be reproduced, stored and/or transmitted in whole or in part by any manner of electronic, mechanical, photocopying, recording, broadcasting or otherwise now known or herein after developed without the previous express consent by the copyright owner, except for reproduction in daily press and regular printed publications on sale to the public within 60 days of the event related to those data/results and always provided that copyright symbol appears together as follows below.

© DORNA WSBK ORGANIZATION Srl 2025



TT Circuit Assen 4.542 m

**Pirelli Dutch Round, 11-13 April 2025**  
**Chronological Analysis Free Practice**

**3 / 4**

12	35.688	18.571	30.906	26.098	1'51.263	186,9	10:04'34.756	13	35.622	<b>18.343</b>	<b>30.645</b>	<b>25.615</b>	<b>1'50.225</b>	<b>186,2</b>	10:06'38.836
13	41.674	<b>17.875</b>	30.589	25.612	1'55.750	187,2	10:06'30.506								

17° 43 M. GAGGI [1'49.963]								21° 77 J. OSUNA [1'50.294]							
Lap	Seg1	Seg2	Seg3	Seg4	Lap Time	km/h	Local Time	Lap	Seg1	Seg2	Seg3	Seg4	Lap Time	km/h	Local Time
		19.740	33.264	27.133		180,0	9:42'43.583	1	36.799	18.385	31.855	26.174	1'53.213	<b>189,1</b>	9:44'36.420
1	37.240	18.643	31.742	26.336	1'53.961	189,1	9:44'37.544	2	36.029	18.536	31.006	25.962	1'51.533	188,8	9:46'27.953
2	36.243	18.331	31.245	25.950	1'51.769	188,2	9:46'29.313	3	35.871	18.804	30.719	26.380	1'51.774	181,2	9:48'19.727
3	35.854	18.196	30.952	25.909	1'50.911	187,8	9:48'20.224	4	36.851	18.187	31.155	<b>25.543</b>	1'51.736	187,5	9:50'11.463
4	36.015	18.342	30.841	25.779	1'50.977	187,5	9:50'11.201	5	35.711	<b>18.149</b>	30.877	26.009	1'50.746	188,5	9:52'02.209
5	36.373	18.555	31.859	26.278	1'53.065	189,5	9:52'04.266	6	35.760	18.922	34.542	26.218	1'55.442	182,7	9:53'57.651
6	36.319	18.443	31.702	37.495	2'03.959P	<b>190,5</b>	9:54'08.225	7	35.623	18.268	30.755	25.648	<b>1'50.294</b>	183,1	9:55'47.945
7	3'42.923	18.611	30.768	26.047	4'58.349P	183,7	9:59'06.574	8	35.542	18.503	30.742	25.890	1'50.677	180,9	9:57'38.622
8	35.818	17.991	<b>30.430</b>	25.995	1'50.234	186,9	10:00'56.808	9	36.986	18.622	30.877	35.987	2'02.472P	180,3	9:59'41.094
9	<b>35.736</b>	18.082	30.518	25.793	1'50.129	187,2	10:02'46.937	10	1'46.909	18.745	<b>30.357</b>	25.760	3'01.771P	176,2	10:02'42.865
10	35.858	18.126	31.704	26.045	1'51.733	189,1	10:04'38.670	11	36.271	19.051	31.881	26.263	1'53.466	185,9	10:04'36.331
11	36.038	<b>17.835</b>	30.506	<b>25.584</b>	<b>1'49.963</b>	<b>190,5</b>	10:06'28.633	12	<b>35.399</b>	18.280	30.951	26.683	1'51.313	187,2	10:06'27.644

18° 11 F. NOVOTNY [1'50.027]								22° 85 K. SABATUCCI [1'50.297]							
Lap	Seg1	Seg2	Seg3	Seg4	Lap Time	km/h	Local Time	Lap	Seg1	Seg2	Seg3	Seg4	Lap Time	km/h	Local Time
		18.966	32.371	27.122		178,8	9:42'21.691	1	38.020	19.644	32.467	28.785	1'54.650	179,1	9:44'17.702
1	37.485	19.013	31.320	26.555	1'54.373	179,4	9:44'16.064	2	36.649	18.655	30.869	26.262	1'52.435	181,8	9:46'10.137
2	36.524	18.462	31.609	26.208	1'52.803	182,1	9:46'08.867	3	35.925	18.630	30.780	25.840	1'51.175	181,2	9:48'01.312
3	36.489	20.616	31.206	26.402	1'54.713	177,3	9:48'03.580	4	36.030	18.330	31.240	26.584	1'52.184	184,0	9:49'53.496
4	36.763	18.942	31.284	26.147	1'53.136	176,8	9:49'56.716	5	36.327	19.051	31.777	36.021	2'03.176P	175,9	9:51'56.672
5	36.586	18.610	31.319	36.198	2'02.713P	178,5	9:51'59.429	6	5'54.365	18.418	30.859	29.052	7'12.694P	185,9	9:59'09.366
6	5'51.373	18.393	31.008	26.231	7'07.005P	181,2	9:59'06.434	7	35.697	<b>18.211</b>	30.687	<b>25.743</b>	1'50.338	185,2	10:00'59.704
7	36.097	<b>17.926</b>	30.473	<b>25.551</b>	1'50.047	<b>189,5</b>	10:00'56.481	8	35.999	18.308	33.169	29.319	1'56.795	<b>188,8</b>	10:02'56.499
8	<b>35.656</b>	18.238	<b>30.397</b>	25.736	<b>1'50.027</b>	182,7	10:02'46.508	9	36.167	18.701	31.018	25.746	1'51.632	184,6	10:04'48.131
9	35.737	18.108	31.130	25.700	1'50.675	184,0	10:04'37.183	10	<b>35.644</b>	18.281	<b>30.595</b>	25.777	<b>1'50.297</b>	185,9	10:06'38.428
10	35.701	18.015	30.716	26.339	1'50.771	185,9	10:06'27.954								

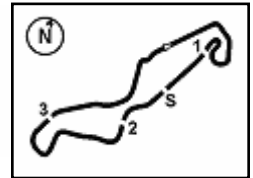
19° 7 B. FERNANDEZ [1'50.091]								23° 79 T. ALONSO [1'50.608]							
Lap	Seg1	Seg2	Seg3	Seg4	Lap Time	km/h	Local Time	Lap	Seg1	Seg2	Seg3	Seg4	Lap Time	km/h	Local Time
		19.417	32.066	27.022		180,9	9:42'49.775	1	37.011	20.046	32.767	27.496	1'54.532	177,3	9:42'27.657
1	37.034	18.960	31.631	26.447	1'54.072	180,3	9:44'43.847	2	36.461	19.030	31.523	26.968	1'54.222	189,1	9:44'22.189
2	36.635	18.596	31.359	26.179	1'52.769	183,1	9:46'36.616	3	36.097	18.824	37.747	26.290	1'59.322	180,0	9:46'21.511
3	36.178	18.346	30.787	25.806	1'51.117	180,3	9:48'27.733	4	36.035	18.975	31.247	26.889	1'53.208	179,4	9:48'14.719
4	36.115	18.583	30.923	26.008	1'51.629	179,7	9:50'19.362	5	36.035	18.763	31.234	26.603	1'52.635	177,6	9:50'07.354
5	36.104	18.400	<b>30.596</b>	<b>25.469</b>	1'50.569	182,1	9:52'09.931	6	35.953	19.012	31.039	26.668	1'56.804	180,6	9:52'04.158
6	35.919	18.285	30.891	25.944	1'51.039	182,7	9:54'00.970	7	35.827	18.954	30.925	26.585	1'52.417	173,9	9:53'56.575
7	35.889	18.324	30.682	25.596	1'50.491	182,4	9:55'51.461	8	35.827	18.639	31.070	26.352	1'51.888	179,4	9:55'48.463
8	35.954	18.401	30.857	25.837	1'51.049	183,1	9:57'42.510	9	35.640	<b>18.354</b>	30.762	26.050	1'50.806	<b>183,1</b>	9:57'39.269
9	35.714	18.289	30.715	25.609	1'50.327	183,7	9:59'32.827	10	37.092	18.695	30.850	26.406	1'53.043	180,9	9:59'32.312
10	<b>35.465</b>	<b>18.067</b>	30.847	25.712	<b>1'50.091</b>	<b>184,9</b>	10:01'22.938	11	35.865	18.460	31.138	26.251	1'51.714	182,4	10:01'24.026
11	35.598	18.488	30.644	25.668	1'50.398	181,8	10:03'13.326	12	<b>35.566</b>	18.449	<b>30.553</b>	26.040	<b>1'50.608</b>	181,5	10:03'14.634
12	35.704	18.387	30.628	25.698	1'50.417	181,2	10:05'03.743	13	35.623	18.592	30.558	<b>25.904</b>	1'50.677	181,2	10:05'05.311

20° 4 E. CAZZANIGA [1'50.225]								24° 36 F. TOREQOTTULLAH [1'50.657]							
Lap	Seg1	Seg2	Seg3	Seg4	Lap Time	km/h	Local Time	Lap	Seg1	Seg2	Seg3	Seg4	Lap Time	km/h	Local Time
		20.888	33.972	28.636		173,1	9:42'14.519	1	38.133	20.814	34.054	28.583	1'57.108	177,0	9:42'29.949
1	37.311	19.846	32.235	27.581	1'56.973	174,2	9:44'11.492	2	36.984	19.277	31.483	26.375	1'54.119	181,2	9:46'21.176
2	36.615	19.217	31.763	27.102	1'54.697	179,1	9:46'06.189	3	36.525	18.816	32.088	27.016	1'54.445	181,5	9:48'15.621
3	36.467	19.382	31.344	26.295	1'53.488	176,8	9:47'59.677	4	36.709	18.787	31.324	26.474	1'53.294	180,6	9:50'08.915
4	36.446	19.092	31.359	26.476	1'53.373	178,8	9:49'53.050	5	36.476	18.907	31.987	27.640	1'55.010	179,4	9:52'03.925
5	36.212	19.294	31.137	26.238	1'52.881	178,2	9:51'45.931	6	36.511	18.381	31.110	40.414	2'06.416P	186,9	9:54'10.341
6	35.994	18.978	31.653	26.392	1'53.017	180,9	9:53'38.948	7	3'42.308	18.400	31.114	26.567	4'58.389P	186,2	9:59'08.730
7	35.931	18.679	31.023	26.238	1'51.871	182,1	9:55'30.819	8	<b>35.681</b>	<b>18.126</b>	<b>30.540</b>	<b>26.310</b>	<b>1'50.657</b>	<b>187,8</b>	10:00'59.387
8	35.888	19.070	30.796	26.311	1'52.065	179,1	9:57'22.884	9	36.164	18.354	31.653	27.291	1'53.462	186,5	10:02'52.849
9	35.616	18.504	30.998	25.933	1'51.051	184,6	9:59'13.935	10	36.615	18.650	31.585	29.716	1'56.566	181,2	10:04'49.415
10	<b>35.577</b>	18.447	30.898	25.950	1'50.872	183,7	10:01'04.807								
11	35.764	18.467	30.976	26.039	1'51.246	183,4	10:02'56.053								
12	36.131	18.902	31.090	26.435	1'52.558	179,7	10:04'48.611								

11/04/2025 P = Pits In/Out - C = Lap Time Cancelled

These data/results cannot be reproduced, stored and/or transmitted in whole or in part by any manner of electronic, mechanical, photocopying, recording, broadcasting or otherwise now known or herein after developed without the previous express consent by the copyright owner, except for reproduction in daily press and regular printed publications on sale to the public within 60 days of the event related to those data/results and always provided that copyright symbol appears together as follows below.

© DORNA WSBK ORGANIZATION Srl 2025



**Pirelli Dutch Round, 11-13 April 2025**  
**Chronological Analysis Free Practice**

25° 69 A. DI PERSIO [1'50.820]							
Lap	Seg.1	Seg.2	Seg.3	Seg.4	Lap Time	km/h	Local Time
1	37.596	19.128	32.106	27.055	1'55.885	177,9	9:44'34.839
2	37.236	19.040	31.199	26.204	1'53.679	178,5	9:46'28.518
3	36.544	18.437	30.937	26.201	1'52.119	185,9	9:48'20.637
4	36.333	18.570	31.271	26.275	1'52.449	179,7	9:50'13.086
5	36.418	18.419	31.028	26.259	1'52.124	183,1	9:52'05.210
6	36.384	18.385	30.802	25.981	1'51.552	182,7	9:53'56.762
7	36.414	18.707	31.104	40.402	2'06.627P	179,7	9:56'03.389
8	3'36.430	18.684	30.924	25.962	4'52.000P	180,6	10:00'55.389
9	36.051	18.366	30.915	26.108	1'51.440	182,4	10:02'46.829
10	<b>35.915</b>	18.299	30.985	26.179	1'51.378	<b>186,5</b>	10:04'38.207
11	36.416	<b>18.142</b>	<b>30.553</b>	<b>25.709</b>	<b>1'50.820</b>	184,9	10:06'29.027

5	36.376	18.142	31.238	26.635	1'52.391	188,5	9:52'03.376
6	<b>35.788</b>	18.338	31.994	36.829	2'02.949P	184,9	9:54'06.325
7	3'45.665	18.443	31.195	<b>25.825</b>	5'01.128P	184,0	9:59'07.453
8	36.111	18.400	30.945	26.371	1'51.827	183,1	10:00'59.280
9	37.002	<b>18.036</b>	31.315	26.236	1'52.589	<b>192,2</b>	10:02'51.869
10	36.286	18.588	31.678	28.103	1'54.655	180,3	10:04'46.524
11	36.068	18.316	<b>30.933</b>	26.015	<b>1'51.332</b>	183,1	10:06'37.856

26° 29 G. ZANNINI [1'51.149]							
Lap	Seg.1	Seg.2	Seg.3	Seg.4	Lap Time	km/h	Local Time
1	37.242	18.975	31.784	28.504	1'56.505	177,6	9:44'16.596
2	37.213	18.837	31.326	26.491	1'53.867	180,6	9:46'10.463
3	36.519	18.833	31.283	26.423	1'53.058	180,6	9:48'03.521
4	36.779	19.159	31.546	27.611	1'55.095	177,9	9:49'58.616
5	37.021	18.472	31.232	26.105	1'52.830	182,4	9:51'51.446
6	36.322	18.480	<b>30.482</b>	<b>25.865</b>	<b>1'51.149</b>	180,9	9:53'42.595
7	<b>36.090</b>	18.454	31.152	26.427	1'52.123	183,1	9:55'34.718
8	39.379	18.901	31.363	37.430	2'07.073P	178,2	9:57'41.791
9	2'04.900	18.564	31.377	26.645	3'21.486P	180,6	10:01'03.277
10	36.599	<b>18.453</b>	30.994	26.438	1'52.484	<b>185,6</b>	10:02'55.761
11	36.723	18.838	31.321	26.229	1'53.111	183,7	10:04'48.872
12	38.951	19.482	32.408	27.735	1'58.576	178,5	10:06'47.448

30° 58 V. FOLGER [1'52.398]							
Lap	Seg.1	Seg.2	Seg.3	Seg.4	Lap Time	km/h	Local Time
1	38.082	20.105	33.564	27.604	1'56.100	<b>184,3</b>	9:44'38.644
2	37.383	19.028	32.364	26.626	1'56.100	182,4	9:46'34.173
3	37.147	19.182	31.977	26.471	1'54.777C	179,1	9:48'28.950
4	36.876	18.841	31.689	26.496	1'53.902	180,0	9:50'22.852
5	36.684	18.812	31.700	26.411	1'53.607	178,8	9:52'16.459
6	36.823	18.882	31.745	36.893	2'04.343P	178,8	9:54'20.802
7	1'52.602	18.978	31.848	26.571	3'09.999P	179,1	9:57'30.801
8	36.328	18.755	31.421	26.275	1'52.779	180,0	9:59'23.580
9	<b>36.198</b>	18.694	<b>31.400</b>	<b>26.106</b>	<b>1'52.398</b>	180,0	10:01'15.978
10	36.231	<b>18.646</b>	31.534	26.333	1'52.744	179,1	10:03'08.722
11	36.460	18.926	31.504	26.241	1'53.131	176,8	10:05'01.853

27° 16 U. HIDALGO [1'51.262]							
Lap	Seg.1	Seg.2	Seg.3	Seg.4	Lap Time	km/h	Local Time
1	6'31.174	19.796	32.949	27.790	7'51.709P	176,8	9:51'59.624
2	37.681	19.595	34.755	26.505	1'58.536	175,3	9:53'58.160
3	36.105	18.898	31.435	26.584	1'53.022	180,3	9:55'51.182
4	36.186	18.790	<b>30.619</b>	26.069	1'51.664	<b>181,8</b>	9:57'42.846
5	35.853	<b>18.535</b>	30.850	<b>26.024</b>	<b>1'51.262</b>	181,2	9:59'34.108
6	35.848	18.685	30.810	26.368	1'51.711	180,0	10:01'25.819
7	<b>35.803</b>	18.737	30.827	26.421	1'51.788	179,4	10:03'17.607
8	36.168	18.847	30.957	26.369	1'52.341	177,6	10:05'09.948

28° 87 C. SWAIN [1'51.265]							
Lap	Seg.1	Seg.2	Seg.3	Seg.4	Lap Time	km/h	Local Time
1	37.259	19.359	32.808	27.240	1'52.202	182,7	9:42'22.082
2	37.259	18.717	31.229	26.198	1'53.403	182,4	9:44'15.485
3	36.414	18.460	31.267	26.214	1'52.355	184,6	9:46'07.840
4	36.031	<b>18.248</b>	31.004	<b>25.982</b>	<b>1'51.265</b>	185,9	9:47'59.105
5	37.241	18.918	31.519	27.380	1'55.058	177,0	9:49'54.163
6	35.881	18.477	30.985	26.248	1'51.591	<b>186,9</b>	9:51'45.754
7	<b>35.827</b>	18.445	<b>30.968</b>	36.460	2'01.700P	182,7	9:53'47.454
8	2'26.372	37.453	49.427	53.586	4'46.838P	78,8	9:58'34.292
9	4'24.958	19.725	32.370	26.625	5'43.678P	172,5	10:04'17.970
10	36.222	18.734	31.071	26.215	1'52.242	179,1	10:06'10.212

29° 13 R. FERNANDEZ [1'51.332]							
Lap	Seg.1	Seg.2	Seg.3	Seg.4	Lap Time	km/h	Local Time
1	37.375	20.009	33.654	26.877	1'56.715	175,6	9:42'37.027
2	36.704	18.875	31.522	26.117	1'53.889	179,4	9:44'30.916
3	36.704	18.833	31.872	26.412	1'53.821	182,1	9:46'24.737
4	36.652	18.716	31.769	26.315	1'53.452	180,0	9:48'18.189
5	36.645	18.695	30.987	26.469	1'52.796	179,4	9:50'10.985

11/04/2025 P = Pits In/Out - C = Lap Time Cancelled

These data/results cannot be reproduced, stored and/or transmitted in whole or in part by any manner of electronic, mechanical, photocopying, recording, broadcasting or otherwise now known or herein after developed without the previous express consent by the copyright owner, except for reproduction in daily press and regular printed publications on sale to the public within 60 days of the event related to those data/results and always provided that copyright symbol appears together as follows below.

© DORNA WSBK ORGANIZATION Srl 2025