

Pirelli Dutch Round, 11-13 April 2025
Results Tissot Superpole

No.	Rider	Nat	Team	Bike	Time	Gap	Rel.	Laps	Speed	
									Avg	Max
1	48 J. GARCIA	ESP	Prodina Kawasaki Racing Sport	Kawasaki Ninja 400	1'48.112			9	151,243	191,2
2	38 D. SALVADOR	ESP	Team ProDina XCI	Kawasaki Ninja 400	1'48.476	0.364	0.364	12	150,736	193,5
3	6 J. BUIS	NED	Freudenberg KTM-Paligo Racing	KTM RC 390 R	1'48.651	0.539	0.175	12	150,493	194,9
4	50 C. THOMPSON	AUS	MTM Kawasaki	Kawasaki Ninja 400	1'48.725	0.613	0.074	11	150,390	192,2
5	7 B. FERNANDEZ	ESP	Team#109 Retro Traffic Kove	Kove 321 RR-S	1'48.801	0.689	0.076	12	150,285	193,9
6	12 H. MAIER	BRA	Yamaha AD78 FIMLA by MS Racing	Yamaha YZF-R3	1'48.942	0.830	0.141	12	150,091	197,1
7	26 M. GENNAI	ITA	MTM Kawasaki	Kawasaki Ninja 400	1'49.071	0.959	0.129	11	149,913	193,2
8	43 M. GAGGI	ITA	Team BrCorse	Yamaha YZF-R3	1'49.188	1.076	0.117	12	149,753	189,1
9	62 K. FONTAINHA	BRA	Yamaha AD78 FIMLA by MS Racing	Yamaha YZF-R3	1'49.249	1.137	0.061	12	149,669	187,2
10	27 F. MULYA	INA	ProGP NitiRacing	Yamaha YZF-R3	1'49.277	1.165	0.028	12	149,631	192,2
11	88 D. MOGEDA	ESP	Pons Motosport Italika Racing	Kawasaki Ninja 400	1'49.350	1.238	0.073	12	149,531	188,5
12	47 A. TORRES	ESP	Team ProDina XCI	Kawasaki Ninja 400	1'49.381	1.269	0.031	11	149,488	193,9
13	53 P. SVOBODA	CZE	Kawasaki Junior Team by MTM	Kawasaki Ninja 400	1'49.423	1.311	0.042	11	149,431	189,5
14	91 M. VANNUCCI	ITA	PATA AG Motorsport Italia WorldSSP300	Yamaha YZF-R3	1'49.466	1.354	0.043	12	149,372	189,5
15	96 M. VICH	ESP	Yamaha Motoxracing WorldSSP300 Team	Yamaha YZF-R3	1'49.506	1.394	0.040	12	149,318	190,1
16	23 E. BARTOLINI	ITA	Team BrCorse	Yamaha YZF-R3	1'49.550	1.438	0.044	12	149,258	184,6
17	85 K. SABATUCCI	ITA	Accolade Funds Smrz Racing BGR	Kawasaki Ninja 400	1'49.571	1.459	0.021	12	149,229	191,8
18	77 J. OSUNA	ESP	ZAPPAS-DEZA-BOX 77 Racing Team	Kawasaki Ninja 400	1'49.629	1.517	0.058	12	149,150	189,8
19	87 C. SWAIN	AUS	Yamaha Motoxracing WorldSSP300 Team	Yamaha YZF-R3	1'49.726	1.614	0.097	12	149,018	191,2
20	13 R. FERNANDEZ	ESP	Kawasaki Junior Team by MTM	Kawasaki Ninja 400	1'49.806	1.694	0.080	12	148,910	189,5
21	39 J. RISUENO	ESP	MS Racing	Yamaha YZF-R3	1'49.915	1.803	0.109	11	148,762	190,8
22	9 E. ERCOLANI	ITA	Kawasaki GP Project	Kawasaki Ninja 400	1'49.970	1.858	0.055	12	148,688	193,2
23	79 T. ALONSO	POR	Pons Motosport Italika Racing	Kawasaki Ninja 400	1'50.048	1.936	0.078	12	148,582	191,2
24	11 F. NOVOTNY	CZE	Accolade Funds Smrz Racing BGR	Kawasaki Ninja 400	1'50.184	2.072	0.136	12	148,399	189,5
25	69 A. DI PERSIO	ITA	ARCO MotoR University Team	Yamaha YZF-R3	1'50.189	2.077	0.005	11	148,392	189,1
26	16 U. HIDALGO	ESP	ZAPPAS-DEZA-BOX 77 Racing Team	Kawasaki Ninja 400	1'50.205	2.093	0.016	12	148,371	188,5
27	36 F. TOREQOTTULLAH	INA	ProGP NitiRacing	Yamaha YZF-R3	1'50.490	2.378	0.285	11	147,988	192,5
28	4 E. CAZZANIGA	ITA	Racestar Trasimeno	Yamaha YZF-R3	1'50.596	2.484	0.106	12	147,846	187,2
29	58 V. FOLGER	GER	ARCO MotoR University Team	Yamaha YZF-R3	1'52.702	4.590	2.106	11	145,083	180,0
30	29 G. ZANNINI	ITA	Kawasaki GP Project	Kawasaki Ninja 400	1'53.171	5.059	0.469	3	144,482	177,3

Qualifying Lap Time [105% of 1'48.112]: 1'53.518

AIR	Humidity:	60%	Temp:	17°C
TRACK	Condition:	Dry	Temp:	25°C

Records	Pole	[SP]	2021 V.Steeman	1'48.767	150,330	Km/h
	Race	[RC1]	2023 J.Buis	1'48.952	150,080	Km/h
	All Times	[FP]	2025 J.Buis	1'47.875	151,580	Km/h

Start 14:14 End 14:50 The results are provisional until the end of the time limit for protests and appeals and the completion of the technical checks.

11/04/2025
These data/results cannot be reproduced, stored and/or transmitted in whole or in part by any manner of electronic, mechanical, photocopying, recording, broadcasting or otherwise now known or herein after developed without the previous express consent by the copyright owner, except for reproduction in daily press and regular printed publications on sale to the public within 60 days of the event related to those data/results and always provided that copyright symbol appears together as follows below.

© DORNA WSBK ORGANIZATION Srl 2025

Pirelli Dutch Round, 11-13 April 2025
Results Tissot Superpole

Session Highlights

Local Time	No. Rider	Description
14.05.27		START DELAYED - Track Conditions Turn 11
14.14.00		Start of Session
14.14.48		WorldSSP300 Pit Intervention Time: 1min 16secs
14.19.10	7 B. FERNANDEZ	#7 Lap Time Cancelled (1'51.080) - Course Cutting - Turn 17
14.20.04	12 H. MAIER	#12 Lap Time Cancelled (1'50.314) - Exceeded Track Limits - Turn 18
14.20.27	7 B. FERNANDEZ	#7 Lap Cancelled (1'50.576) - Course Cutting on Previous Lap - Turn 17
14.20.48	29 G. ZANNINI	#29 Crashed - Turn 5
14.20.52		RED FLAG - Track Conditions Turn 5
14.24.44	79 T. ALONSO	#79 Lap Time Cancelled (2'04.685) - Yellow Flag - Turn 4-5
14.24.50	62 K. FONTAINHA	#62 Lap Time Cancelled (2'13.687) - Yellow Flag - Turn 4-5
14.24.56	11 F. NOVOTNY	#11 Lap Time Cancelled (2'04.673) - Yellow Flag - Turn 4-5
14.25.08	85 K. SABATUCCI	#85 Lap Time Cancelled (2'02.857) - Yellow Flag - Turn 4-5
14.25.14	88 D. MOGEDA	#88 Lap Time Cancelled (2'08.291) - Yellow Flag - Turn 4-5
14.25.20	58 V. FOLGER	#58 Lap Time Cancelled (2'15.985) - Yellow Flag - Turn 4-5
14.25.25	77 J. OSUNA	#77 Lap Time Cancelled (2'04.094) - Yellow Flag - Turn 4-5
14.25.31	7 B. FERNANDEZ	#7 Lap Time Cancelled (2'02.196) - Yellow Flag - Turn 4-5
14.25.37	6 J. BUIS	#6 Lap Time Cancelled (1'59.905) - Yellow Flag - Turn 4-5
14.25.43	23 E. BARTOLINI	#23 Lap Time Cancelled (2'01.176) - Yellow Flag - Turn 4-5
14.28.00		Session Restart
14.36.41	85 K. SABATUCCI	#85 Lap Time Cancelled (1'51.670) - Exceeded Track Limits - Turn 15
14.40.37	79 T. ALONSO	#79 Lap Time Cancelled (1'59.024) - Course Cutting - Turn 17
14.42.13	79 T. ALONSO	#79 Lap Cancelled (1'52.701) - Course Cutting on Previous Lap - Turn 17
14.48.55		Top 3 Confirmed
14.50.04		End of Session

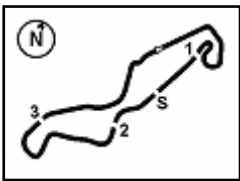
Fastest Laps Sequence

No.	Rider	Nat	Team	Bike	Local Time	Time	Gap	Avg
38	D. SALVADOR	ESP	Team ProDina XCI	Kawasaki Ninja 400	14:17'43.094	1'50.575		147,874
47	A. TORRES	ESP	Team ProDina XCI	Kawasaki Ninja 400	14:17'43.885	1'50.141	-0.434	148,457
12	H. MAIER	BRA	Yamaha AD78 FIMLA by MS Racing	Yamaha YZF-R3	14:17'44.110	1'49.700	-0.441	149,054
6	J. BUIS	NED	Freudenberg KTM-Paligo Racing	KTM RC 390 R	14:18'21.327	1'49.097	-0.603	149,878
48	J. GARCIA	ESP	Prodina Kawasaki Racing Sport	Kawasaki Ninja 400	14:18'22.125	1'48.787	-0.310	150,305
38	D. SALVADOR	ESP	Team ProDina XCI	Kawasaki Ninja 400	14:36'12.736	1'48.476	-0.311	150,736
48	J. GARCIA	ESP	Prodina Kawasaki Racing Sport	Kawasaki Ninja 400	14:38'03.245	1'48.431	-0.045	150,798
48	J. GARCIA	ESP	Prodina Kawasaki Racing Sport	Kawasaki Ninja 400	14:41'47.409	1'48.112	-0.319	151,243

11/04/2025 Start 14:14 End 14:50 The results are provisional until the end of the time limit for protests and appeals and the completion of the technical checks.

These data/results cannot be reproduced, stored and/or transmitted in whole or in part by any manner of electronic, mechanical, photocopying, recording, broadcasting or otherwise now known or herein after developed without the previous express consent by the copyright owner, except for reproduction in daily press and regular printed publications on sale to the public within 60 days of the event related to those data/results and always provided that copyright symbol appears together as follows below.

© DORNA WSBK ORGANIZATION Srl 2025



Pirelli Dutch Round, 11-13 April 2025
Best Sectors & Speed Tissot Superpole

BEST LAP			
1	48	J. GARCIA	Kawasaki Ninja 400 1'48.112
2	38	D. SALVADOR	Kawasaki Ninja 400 1'48.476
3	6	J. BUIS	KTM RC 390 R 1'48.651
4	50	C. THOMPSON	Kawasaki Ninja 400 1'48.725
5	7	B. FERNANDEZ	Kove 321 RR-S 1'48.801
6	12	H. MAIER	Yamaha YZF-R3 1'48.942
7	26	M. GENNAI	Kawasaki Ninja 400 1'49.071
8	43	M. GAGGI	Yamaha YZF-R3 1'49.188
9	62	K. FONTAINHA	Yamaha YZF-R3 1'49.249
10	27	F. MULYA	Yamaha YZF-R3 1'49.277
11	88	D. MOGEDA	Kawasaki Ninja 400 1'49.350
12	47	A. TORRES	Kawasaki Ninja 400 1'49.381
13	53	P. SVOBODA	Kawasaki Ninja 400 1'49.423
14	91	M. VANNUCCI	Yamaha YZF-R3 1'49.466
15	96	M. VICH	Yamaha YZF-R3 1'49.506
16	23	E. BARTOLINI	Yamaha YZF-R3 1'49.550
17	85	K. SABATUCCI	Kawasaki Ninja 400 1'49.571
18	77	J. OSUNA	Kawasaki Ninja 400 1'49.629
19	87	C. SWAIN	Yamaha YZF-R3 1'49.726
20	13	R. FERNANDEZ	Kawasaki Ninja 400 1'49.806
21	39	J. RISUENO	Yamaha YZF-R3 1'49.915
22	9	E. ERCOLANI	Kawasaki Ninja 400 1'49.970
23	79	T. ALONSO	Kawasaki Ninja 400 1'50.048
24	11	F. NOVOTNY	Kawasaki Ninja 400 1'50.184
25	69	A. DI PERSIO	Yamaha YZF-R3 1'50.189
26	16	U. HIDALGO	Kawasaki Ninja 400 1'50.205
27	36	F. TOREOOTTULLAH	Yamaha YZF-R3 1'50.490
28	4	E. CAZZANIGA	Yamaha YZF-R3 1'50.596
29	58	V. FOLGER	Yamaha YZF-R3 1'52.702
30	29	G. ZANNINI	Kawasaki Ninja 400 1'53.171

SPEED			
1	12	H. MAIER	Yamaha YZF-R3 197,1
2	6	J. BUIS	KTM RC 390 R 194,9
3	47	A. TORRES	Kawasaki Ninja 400 193,9
4	7	B. FERNANDEZ	Kove 321 RR-S 193,9
5	38	D. SALVADOR	Kawasaki Ninja 400 193,5
6	9	E. ERCOLANI	Kawasaki Ninja 400 193,2
7	26	M. GENNAI	Kawasaki Ninja 400 193,2
8	36	F. TOREOOTTULLAH	Yamaha YZF-R3 192,5
9	27	F. MULYA	Yamaha YZF-R3 192,2
10	50	C. THOMPSON	Kawasaki Ninja 400 192,2
11	85	K. SABATUCCI	Kawasaki Ninja 400 191,8
12	48	J. GARCIA	Kawasaki Ninja 400 191,2
13	87	C. SWAIN	Yamaha YZF-R3 191,2
14	79	T. ALONSO	Kawasaki Ninja 400 191,2
15	39	J. RISUENO	Yamaha YZF-R3 190,8
16	96	M. VICH	Yamaha YZF-R3 190,1
17	77	J. OSUNA	Kawasaki Ninja 400 189,8
18	11	F. NOVOTNY	Kawasaki Ninja 400 189,5
19	91	M. VANNUCCI	Yamaha YZF-R3 189,5
20	13	R. FERNANDEZ	Kawasaki Ninja 400 189,5
21	53	P. SVOBODA	Kawasaki Ninja 400 189,5
22	69	A. DI PERSIO	Yamaha YZF-R3 189,1
23	43	M. GAGGI	Yamaha YZF-R3 189,1
24	16	U. HIDALGO	Kawasaki Ninja 400 188,5
25	88	D. MOGEDA	Kawasaki Ninja 400 188,5
26	62	K. FONTAINHA	Yamaha YZF-R3 187,2
27	4	E. CAZZANIGA	Yamaha YZF-R3 187,2
28	23	E. BARTOLINI	Yamaha YZF-R3 184,6
29	58	V. FOLGER	Yamaha YZF-R3 180,0
30	29	G. ZANNINI	Kawasaki Ninja 400 177,3

SEG. 1		
1	48	J. GARCIA 34.782
2	38	D. SALVADOR 35.007
3	6	J. BUIS 35.093
4	50	C. THOMPSON 35.152
5	47	A. TORRES 35.256
6	7	B. FERNANDEZ 35.256
7	23	E. BARTOLINI 35.272
8	77	J. OSUNA 35.300
9	12	H. MAIER 35.310
10	39	J. RISUENO 35.363
11	27	F. MULYA 35.441
12	16	U. HIDALGO 35.463
13	9	E. ERCOLANI 35.463
14	26	M. GENNAI 35.484
15	96	M. VICH 35.493
16	91	M. VANNUCCI 35.496
17	88	D. MOGEDA 35.506
18	62	K. FONTAINHA 35.514
19	43	M. GAGGI 35.520
20	85	K. SABATUCCI 35.554
21	53	P. SVOBODA 35.601
22	36	F. TOREOOTTULLAH 35.631
23	13	R. FERNANDEZ 35.633
24	79	T. ALONSO 35.654
25	69	A. DI PERSIO 35.660
26	87	C. SWAIN 35.732
27	4	E. CAZZANIGA 35.765
28	11	F. NOVOTNY 35.853
29	29	G. ZANNINI 36.220
30	58	V. FOLGER 36.419

SEG. 2		
1	12	H. MAIER 17.586
2	50	C. THOMPSON 17.625
3	48	J. GARCIA 17.649
4	53	P. SVOBODA 17.717
5	88	D. MOGEDA 17.723
6	7	B. FERNANDEZ 17.764
7	38	D. SALVADOR 17.768
8	27	F. MULYA 17.772
9	43	M. GAGGI 17.775
10	69	A. DI PERSIO 17.776
11	96	M. VICH 17.786
12	36	F. TOREOOTTULLAH 17.789
13	13	R. FERNANDEZ 17.796
14	47	A. TORRES 17.805
15	87	C. SWAIN 17.810
16	6	J. BUIS 17.822
17	91	M. VANNUCCI 17.838
18	62	K. FONTAINHA 17.846
19	77	J. OSUNA 17.848
20	11	F. NOVOTNY 17.864
21	85	K. SABATUCCI 17.889
22	26	M. GENNAI 17.896
23	39	J. RISUENO 17.924
24	23	E. BARTOLINI 17.966
25	79	T. ALONSO 17.980
26	16	U. HIDALGO 17.984
27	9	E. ERCOLANI 17.997
28	4	E. CAZZANIGA 18.141
29	58	V. FOLGER 18.520
30	29	G. ZANNINI 18.772

SEG. 3		
1	47	A. TORRES 30.076
2	50	C. THOMPSON 30.096
3	48	J. GARCIA 30.124
4	6	J. BUIS 30.139
5	27	F. MULYA 30.142
6	38	D. SALVADOR 30.174
7	26	M. GENNAI 30.179
8	91	M. VANNUCCI 30.253
9	12	H. MAIER 30.259
10	23	E. BARTOLINI 30.285
11	7	B. FERNANDEZ 30.288
12	16	U. HIDALGO 30.302
13	85	K. SABATUCCI 30.325
14	62	K. FONTAINHA 30.354
15	9	E. ERCOLANI 30.356
16	53	P. SVOBODA 30.372
17	43	M. GAGGI 30.375
18	87	C. SWAIN 30.401
19	79	T. ALONSO 30.405
20	4	E. CAZZANIGA 30.422
21	96	M. VICH 30.422
22	88	D. MOGEDA 30.438
23	39	J. RISUENO 30.449
24	11	F. NOVOTNY 30.478
25	69	A. DI PERSIO 30.479
26	77	J. OSUNA 30.502
27	13	R. FERNANDEZ 30.655
28	36	F. TOREOOTTULLAH 30.747
29	58	V. FOLGER 31.123
30	29	G. ZANNINI 31.427

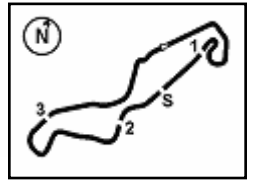
SEG. 4		
1	50	C. THOMPSON 25.145
2	43	M. GAGGI 25.160
3	48	J. GARCIA 25.182
4	7	B. FERNANDEZ 25.244
5	62	K. FONTAINHA 25.277
6	38	D. SALVADOR 25.286
7	12	H. MAIER 25.287
8	85	K. SABATUCCI 25.388
9	88	D. MOGEDA 25.395
10	26	M. GENNAI 25.405
11	47	A. TORRES 25.475
12	96	M. VICH 25.494
13	53	P. SVOBODA 25.495
14	6	J. BUIS 25.496
15	39	J. RISUENO 25.515
16	87	C. SWAIN 25.521
17	77	J. OSUNA 25.527
18	4	E. CAZZANIGA 25.556
19	91	M. VANNUCCI 25.558
20	69	A. DI PERSIO 25.560
21	27	F. MULYA 25.561
22	13	R. FERNANDEZ 25.561
23	9	E. ERCOLANI 25.638
24	11	F. NOVOTNY 25.649
25	79	T. ALONSO 25.693
26	23	E. BARTOLINI 25.701
27	16	U. HIDALGO 25.756
28	36	F. TOREOOTTULLAH 25.796
29	58	V. FOLGER 26.311
30	29	G. ZANNINI 26.451

11/04/2025

These data/results cannot be reproduced, stored and/or transmitted in whole or in part by any manner of electronic, mechanical, photocopying, recording, broadcasting or otherwise now known or herein after developed without the previous express consent by the copyright owner, except for reproduction in daily press and regular printed publications on sale to the public within 60 days of the event related to those data/results and always provided that copyright symbol appears together as follows below.

© DORNA WSBK ORGANIZATION Srl 2025



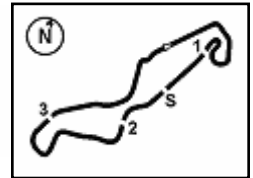


TT Circuit Assen 4.542 m

Pirelli Dutch Round, 11-13 April 2025
Ideal Times Tissot Superspole

No.	Rider	Nat	Bike	Seg. 1	Seg. 2	Seg. 3	Seg. 4	Ideal Time		
				Diff. 1	Diff. 2	Diff. 3	Diff. 4	Best Lap	Pos.	Diff.
1	48 J. GARCIA	ESP	Kawasaki Ninja 400	34.782	17.649	30.124 +0.375	25.182	1'47.737 1'48.112	1	0.375
2	50 C. THOMPSON	AUS	Kawasaki Ninja 400	35.152 +0.406	17.625	30.096 +0.301	25.145	1'48.018 1'48.725	4	0.707
3	38 D. SALVADOR	ESP	Kawasaki Ninja 400	35.007 +0.060	17.768 +0.168	30.174 +0.013	25.286	1'48.235 1'48.476	2	0.241
4	12 H. MAIER	BRA	Yamaha YZF-R3	35.310 +0.129	17.586 +0.278	30.259 +0.093	25.287	1'48.442 1'48.942	6	0.500
5	6 J. BUIS	NED	KTM RC 390 R	35.093	17.822	30.139	25.496 +0.101	1'48.550 1'48.651	3	0.101
6	7 B. FERNANDEZ	ESP	Kove 321 RR-S	35.256 +0.113	17.764	30.288 +0.136	25.244	1'48.552 1'48.801	5	0.249
7	47 A. TORRES	ESP	Kawasaki Ninja 400	35.256 +0.326	17.805 +0.135	30.076	25.475 +0.308	1'48.612 1'49.381	12	0.769
8	43 M. GAGGI	ITA	Yamaha YZF-R3	35.520 +0.358	17.775	30.375	25.160	1'48.830 1'49.188	8	0.358
9	27 F. MULYA	INA	Yamaha YZF-R3	35.441	17.772 +0.016	30.142	25.561 +0.345	1'48.916 1'49.277	10	0.361
10	26 M. GENNAI	ITA	Kawasaki Ninja 400	35.484	17.896	30.179	25.405 +0.107	1'48.964 1'49.071	7	0.107
11	62 K. FONTAINHA	BRA	Yamaha YZF-R3	35.514	17.846 +0.258	30.354	25.277	1'48.991 1'49.249	9	0.258
12	88 D. MOGEDA	ESP	Kawasaki Ninja 400	35.506	17.723 +0.288	30.438	25.395	1'49.062 1'49.350	11	0.288
13	91 M. VANNUCCI	ITA	Yamaha YZF-R3	35.496	17.838 +0.132	30.253	25.558 +0.189	1'49.145 1'49.466	14	0.321
14	85 K. SABATUCCI	ITA	Kawasaki Ninja 400	35.554 +0.058	17.889 +0.303	30.325 +0.025	25.388 +0.029	1'49.156 1'49.571	17	0.415
15	77 J. OSUNA	ESP	Kawasaki Ninja 400	35.300 +0.359	17.848 +0.039	30.502 +0.035	25.527 +0.019	1'49.177 1'49.629	18	0.452
16	53 P. SVOBODA	CZE	Kawasaki Ninja 400	35.601 +0.108	17.717	30.372	25.495 +0.130	1'49.185 1'49.423	13	0.238
17	96 M. VICH	ESP	Yamaha YZF-R3	35.493 +0.152	17.786 +0.159	30.422	25.494	1'49.195 1'49.506	15	0.311
18	23 E. BARTOLINI	ITA	Yamaha YZF-R3	35.272 +0.234	17.966	30.285 +0.092	25.701	1'49.224 1'49.550	16	0.326
19	39 J. RISUENO	ESP	Yamaha YZF-R3	35.363 +0.001	17.924 +0.049	30.449 +0.427	25.515 +0.187	1'49.251 1'49.915	21	0.664
20	9 E. ERCOLANI	ITA	Kawasaki Ninja 400	35.463 +0.379	17.997 +0.137	30.356	25.638	1'49.454 1'49.970	22	0.516
21	87 C. SWAIN	AUS	Yamaha YZF-R3	35.732	17.810 +0.213	30.401 +0.049	25.521	1'49.464 1'49.726	19	0.262
22	69 A. DI PERSIO	ITA	Yamaha YZF-R3	35.660 +0.361	17.776	30.479	25.560 +0.353	1'49.475 1'50.189	25	0.714
23	16 U. HIDALGO	ESP	Kawasaki Ninja 400	35.463 +0.343	17.984 +0.068	30.302	25.756 +0.289	1'49.505 1'50.205	26	0.700
24	13 R. FERNANDEZ	ESP	Kawasaki Ninja 400	35.633	17.796	30.655 +0.161	25.561	1'49.645 1'49.806	20	0.161
25	79 T. ALONSO	POR	Kawasaki Ninja 400	35.654	17.980	30.405 +0.265	25.693 +0.051	1'49.732 1'50.048	23	0.316
26	11 F. NOVOTNY	CZE	Kawasaki Ninja 400	35.853 +0.320	17.864 +0.014	30.478 +0.006	25.649	1'49.844 1'50.184	24	0.340
27	4 E. CAZZANIGA	ITA	Yamaha YZF-R3	35.765 +0.056	18.141	30.422 +0.656	25.556	1'49.884 1'50.596	28	0.712
28	36 F. TOREQOTTULLAH	INA	Yamaha YZF-R3	35.631 +0.303	17.789	30.747 +0.224	25.796	1'49.963 1'50.490	27	0.527
29	58 V. FOLGER	GER	Yamaha YZF-R3	36.419 +0.132	18.520 +0.070	31.123 +0.105	26.311 +0.022	1'52.373 1'52.702	29	0.329
30	29 G. ZANNINI	ITA	Kawasaki Ninja 400	36.220	18.772 +0.212	31.427	26.451 +0.089	1'52.870 1'53.171	30	0.301
Overall Ideal Time				34.782	17.586	30.076	25.145	1'47.589		

11/04/2025
These data/results cannot be reproduced, stored and/or transmitted in whole or in part by any manner of electronic, mechanical, photocopying, recording, broadcasting or otherwise now known or herein after developed without the previous express consent by the copyright owner, except for reproduction in daily press and regular printed publications on sale to the public within 60 days of the event related to those data/results and always provided that copyright symbol appears together as follows below.
© DORNA WSBK ORGANIZATION Srl 2025



Pirelli Dutch Round, 11-13 April 2025
Chronological Analysis Tissot Superpole

1 / 4

1° 48 J. GARCIA [1'48.112]							
Lap	Seg1	Seg2	Seg3	Seg4	Lap Time	km/h	Local Time
1	35.083	20.348	34.896	26.536	161,0	14:16'33.338	
2	35.212	18.189	30.124	25.391	1'48.787	180,9	14:18'22.125
3	10'47.934	18.310	31.756	35.589	12'13.589P	180,9	14:32'36.472
4	2'24.004	17.881	30.507	25.950	3'38.342P	189,8	14:36'14.814
5	34.923	17.765	30.285	25.458	1'48.431	190,1	14:38'03.245
6	39.612	18.399	32.541	25.500	1'56.052	177,3	14:39'59.297
7	34.782	17.649	30.499	25.182	1'48.112	189,5	14:41'47.409
8	36.086	17.934	33.194	26.393	1'53.607	191,2	14:43'41.016
9	34.986	17.831	31.380	36.183	2'00.380P	189,1	14:45'41.396

1	36.206	18.256	30.825	25.793	1'51.080C	179,7	14:18'22.177
2	35.835	18.189	30.810	25.742	1'50.576C	181,8	14:20'12.753
3	36.725	19.125	31.125	35.221	2'02.196CP	168,8	14:22'14.949
4	8'50.396	18.750	37.316	27.116	10'13.578P	177,0	14:32'28.527
5	36.402	18.094	30.991	25.508	1'50.995	189,8	14:34'19.522
6	35.436	17.998	31.004	25.912	1'50.350	187,2	14:36'09.872
7	39.114	19.510	31.008	25.625	1'55.257	168,0	14:38'05.129
8	35.407	17.900	31.162	25.443	1'49.912	188,2	14:39'55.041
9	35.292	17.883	33.477	26.791	1'53.443	190,8	14:41'48.484
10	35.369	17.764	30.424	25.244	1'48.801	193,9	14:43'37.285
11	36.528	18.720	34.730	26.846	1'56.824	179,7	14:45'34.109
12	35.256	17.878	30.288	25.685	1'49.107	191,5	14:47'23.216

2° 38 D. SALVADOR [1'48.476]							
Lap	Seg1	Seg2	Seg3	Seg4	Lap Time	km/h	Local Time
1	35.612	18.766	31.687	26.061	175,9	14:15'52.519	
2	35.383	18.428	30.790	25.745	1'50.575	178,8	14:17'43.094
3	35.383	18.344	30.622	25.533	1'49.882	179,1	14:19'32.976
4	9'35.366	18.321	30.718	36.876	2'01.298CP	178,8	14:21'34.274
5	37.257	20.882	33.116	26.904	10'56.268P	138,3	14:32'30.542
6	35.067	17.992	30.653	26.016	1'53.718	164,6	14:34'24.260
7	35.007	17.936	30.187	25.286	1'48.476	188,5	14:36'12.736
8	42.004	17.972	30.187	25.779	1'48.728	193,5	14:38'01.464
9	35.176	18.337	31.314	25.291	1'56.946	177,6	14:39'58.410
10	35.176	17.980	34.240	28.330	1'55.726	190,5	14:41'54.136
11	36.892	18.370	30.419	25.450	1'51.131	179,4	14:43'45.267
12	35.160	18.184	30.249	25.559	1'49.152	180,9	14:45'34.419
13	35.233	17.805	30.424	25.503	1'48.965	189,1	14:47'23.384

6° 12 H. MAIER [1'48.942]							
Lap	Seg1	Seg2	Seg3	Seg4	Lap Time	km/h	Local Time
1	35.477	18.672	30.625	25.991	177,3	14:15'54.410	
2	35.829	18.107	30.461	25.655	1'49.700	184,3	14:17'44.110
3	35.489	18.207	30.541	25.737	1'50.314C	182,1	14:19'34.424
4	9'33.897	17.924	30.441	38.085	2'01.939CP	185,2	14:21'36.363
5	35.505	20.450	33.292	26.964	10'54.603P	140,8	14:32'30.966
6	37.528	20.293	30.479	25.501	1'49.071	190,1	14:34'20.037
7	35.310	17.821	30.718	25.929	1'54.468	151,7	14:36'14.505
8	35.439	18.199	33.934	25.729	1'53.172	197,1	14:38'07.677
9	40.617	17.864	30.352	25.287	1'48.942	185,9	14:39'56.619
10	35.591	18.238	30.948	28.031	1'57.834	184,0	14:41'54.453
11	35.538	17.821	32.559	25.713	1'51.684	186,5	14:43'46.137
12	35.597	17.806	30.409	25.758	1'49.570	186,9	14:47'24.702

3° 6 J. BUIS [1'48.651]							
Lap	Seg1	Seg2	Seg3	Seg4	Lap Time	km/h	Local Time
1	35.098	19.753	33.789	27.096	169,0	14:16'32.230	
2	37.904	18.072	30.316	25.611	1'49.097	182,1	14:18'21.327
3	35.732	18.216	31.094	25.983	1'53.197	186,2	14:20'14.524
4	35.732	18.691	31.044	34.438	1'59.905CP	183,1	14:22'14.429
5	8'50.674	18.840	37.477	26.508	10'13.499P	176,5	14:32'27.928
6	35.348	17.937	30.407	25.582	1'49.274	187,8	14:34'17.202
7	39.168	18.037	30.908	26.065	1'54.178	194,9	14:36'11.380
8	35.213	18.226	30.236	25.516	1'49.191	180,0	14:38'00.571
9	39.637	18.030	31.185	25.496	1'54.348	189,5	14:39'54.919
10	35.864	18.011	31.943	25.854	1'51.672	189,8	14:41'46.591
11	35.306	18.106	30.296	25.508	1'49.216	182,1	14:43'35.807
12	38.236	18.381	32.338	26.360	1'55.315	185,6	14:45'31.122
13	35.093	17.822	30.139	25.597	1'48.651	184,3	14:47'19.773

7° 26 M. GENNAI [1'49.071]							
Lap	Seg1	Seg2	Seg3	Seg4	Lap Time	km/h	Local Time
1	35.993	19.112	31.707	26.666	174,8	14:16'14.202	
2	2'06.962	18.637	30.857	36.301	2'01.788P	178,5	14:18'15.990
3	9'14.421	18.845	32.701	36.443	3'34.951CP	175,3	14:21'50.941
4	39.688	19.538	33.198	26.543	10'33.700P	178,2	14:32'24.641
5	36.031	18.220	30.991	26.452	1'55.351	184,3	14:34'19.992
6	36.031	18.009	30.878	25.405	1'50.323	186,5	14:36'10.315
7	35.772	18.753	30.585	25.722	1'50.832	176,5	14:38'01.147
8	39.327	18.208	31.076	25.511	1'54.122	187,8	14:39'55.269
9	35.697	18.258	32.088	25.934	1'51.977	185,2	14:41'47.246
10	35.484	17.896	30.179	25.512	1'49.071	187,2	14:43'36.317
11	42.391	18.400	30.465	25.896	1'57.152	183,1	14:45'33.469
12	35.683	18.095	30.815	25.414	1'50.007	193,2	14:47'23.476

4° 50 C. THOMPSON [1'48.725]							
Lap	Seg1	Seg2	Seg3	Seg4	Lap Time	km/h	Local Time
1	35.746	19.018	31.268	27.546	176,2	14:16'10.946	
2	35.433	18.910	32.157	26.144	1'52.957	175,6	14:18'03.903
3	36.928	18.000	30.359	25.482	1'49.274	184,3	14:19'53.177
4	8'45.835	18.976	31.818	36.443	2'04.165CP	177,9	14:21'57.342
5	2'50.219	18.790	31.317	36.070	10'12.012P	177,0	14:32'09.354
6	35.346	18.199	30.657	25.756	4'04.831P	187,2	14:36'14.185
7	35.152	18.159	30.096	25.609	1'49.210	184,6	14:38'03.395
8	38.992	18.566	30.140	25.659	1'48.905	188,8	14:39'52.300
9	35.558	17.954	30.140	25.659	1'48.905	188,8	14:39'52.300
10	37.105	18.566	32.574	26.451	1'56.583	181,5	14:41'48.883
11	36.041	18.195	30.397	25.145	1'48.725	192,2	14:43'37.608
12	36.041	18.411	31.354	25.555	1'52.209	189,5	14:45'29.817
13	36.041	18.411	31.159	25.817	1'51.428	180,3	14:47'21.245

8° 43 M. GAGGI [1'49.188]							
Lap	Seg1	Seg2	Seg3	Seg4	Lap Time	km/h	Local Time
1	38.256	19.763	34.015	27.120	174,2	14:16'36.300	
2	36.508	19.706	32.924	26.704	1'57.590	170,9	14:18'33.890
3	37.640	18.928	31.685	26.193	1'53.314	175,3	14:20'27.204
4	8'32.721	19.827	32.706	35.509	2'05.682CP	170,9	14:22'32.886
5	38.362	19.070	33.457	27.273	9'52.521P	182,1	14:32'25.407
6	35.739	18.187	30.695	25.824	1'53.068	187,5	14:34'18.475
7	41.562	18.424	31.141	25.980	1'51.284	179,7	14:36'09.759
8	35.520	18.756	30.752	25.654	1'56.724	177,6	14:38'06.483
9	35.802	18.033	30.725	25.486	1'49.764	184,3	14:39'56.247
10	35.878	18.086	31.896	26.286	1'52.070	189,1	14:41'48.317
11	40.071	17.775	30.375	25.160	1'49.188	187,8	14:43'37.505
12	35.996	19.122	30.762	26.395	1'56.350	172,0	14:45'33.855
13	35.996	17.845	30.660	25.492	1'49.993	189,1	14:47'23.848

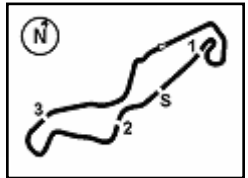
5° 7 B. FERNANDEZ [1'48.801]							
Lap	Seg1	Seg2	Seg3	Seg4	Lap Time	km/h	Local Time
1		19.065	34.171	27.139	174,8	14:16'31.097	

9° 62 K. FONTAINHA [1'49.249]							
Lap	Seg1	Seg2	Seg3	Seg4	Lap Time	km/h	Local Time
1		19.118	31.305	26.073	175,3	14:15'56.764	

11/04/2025 P = Pits In/Out - C = Lap Time Cancelled

These data/results cannot be reproduced, stored and/or transmitted in whole or in part by any manner of electronic, mechanical, photocopying, recording, broadcasting or otherwise now known or herein after developed without the previous express consent by the copyright owner, except for reproduction in daily press and regular printed publications on sale to the public within 60 days of the event related to those data/results and always provided that copyright symbol appears together as follows below.

© DORNA WSBK ORGANIZATION Srl 2025



TT Circuit Assen 4.542 m

Pirelli Dutch Round, 11-13 April 2025
Chronological Analysis Tissot Superpole

2 / 4

1	36.107	18.815	31.994	34.735	2'01.651	175,0	14:17'58.415	1	35.601	18.260	30.525	25.819	1'50.205	180,3	14:18'23.353
2	35.655	18.239	30.926	25.950	1'50.770	181,8	14:19'49.185	2	35.683	18.143	30.724	26.218	2'00.768P	184,6	14:20'24.121
3	42.940	18.374	33.549	38.824	2'13.687CP	179,4	14:22'02.872	3	10'45.959	20.059	31.800	26.814	12'04.632P	157,9	14:32'28.753
4	9'04.116	18.871	36.619	27.384	10'26.990P	180,6	14:32'29.862	4	36.861	17.917	30.972	26.202	1'51.952	187,8	14:34'20.705
5	36.181	18.010	30.717	25.649	1'50.557	184,9	14:34'20.419	5	40.401	17.897	30.538	25.870	1'54.706	185,9	14:36'15.411
6	40.623	18.111	30.683	25.578	1'54.995	183,1	14:36'15.414	6	35.685	18.450	30.485	25.615	1'50.235	181,8	14:38'05.646
7	36.063	17.986	30.474	25.600	1'50.123	184,3	14:38'05.537	7	35.940	17.730	30.943	25.901	1'50.514	187,8	14:39'56.160
8	35.590	17.901	31.013	26.160	1'50.664	187,2	14:39'56.201	8	35.658	18.035	31.402	25.897	1'50.992	185,6	14:41'47.152
9	36.051	17.902	34.405	28.583	1'56.941	186,5	14:41'53.142	9	35.964	17.942	30.376	25.495	1'49.777	186,5	14:43'36.929
10	35.821	18.435	31.594	26.998	1'52.848	179,1	14:43'45.990	10	40.251	18.253	31.440	26.293	1'56.237	183,1	14:45'33.166
11	35.514	18.104	30.354	25.277	1'49.249	182,4	14:45'35.239	11	35.709	17.717	30.372	25.625	1'49.423	189,5	14:47'22.589
12	35.851	17.846	30.445	25.336	1'49.478	184,6	14:47'24.717								

10° 27 F. MULYA [1'49.277]							
Lap	Seg.1	Seg.2	Seg.3	Seg.4	Lap Time	km/h	Local Time
		18.797	31.751	27.725		180,6	14:16'11.588
1	35.915	18.282	30.713	27.089	1'51.999	184,0	14:18'03.587
2	35.660	18.327	30.572	26.226	1'50.785	180,3	14:19'54.372
3	38.858	18.494	35.081	44.880	2'17.313CP	182,7	14:22'11.685
4	8'54.598	19.042	36.596	27.083	10'17.319P	184,0	14:32'29.004
5	36.070	17.885	31.291	26.500	1'51.296	192,2	14:34'20.300
6	35.903	17.872	30.892	25.626	1'50.293	190,1	14:36'10.593
7	38.801	18.442	30.781	25.665	1'53.689	184,9	14:38'04.282
8	35.678	17.772	30.576	25.615	1'49.641	190,8	14:39'53.923
9	35.653	18.864	33.019	26.267	1'53.803	180,9	14:41'47.726
10	35.721	17.809	30.234	25.561	1'49.325	189,8	14:43'37.051
11	37.877	18.210	32.210	27.067	1'55.364	186,2	14:45'32.415
12	35.441	17.788	30.142	25.906	1'49.277	187,2	14:47'21.692

14° 91 M. VANNUCCI [1'49.466]							
Lap	Seg.1	Seg.2	Seg.3	Seg.4	Lap Time	km/h	Local Time
			18.977	31.752	28.749	174,8	14:16'10.574
1	36.029		18.283	30.944	25.946	183,1	14:18'01.776
2	35.765	18.620	30.519	25.777	1'50.681	175,3	14:19'52.457
3	37.604	18.833	32.082	38.022	2'06.541CP	180,0	14:21'58.998
4	8'45.307	18.796	31.135	37.010	10'12.248P	178,8	14:32'11.246
5	56.567	18.487	30.591	25.937	2'11.582P	183,4	14:34'22.828
6	35.496	17.970	30.253	25.747	1'49.466	184,0	14:36'12.294
7	35.672	17.845	30.659	25.665	1'49.841	188,8	14:38'02.135
8	35.798	18.142	30.940	26.195	1'51.075	182,4	14:39'53.210
9	38.292	18.356	31.850	26.133	1'54.631	187,5	14:41'47.841
10	35.816	17.838	30.387	25.558	1'49.599	189,5	14:43'37.440
11	36.003	18.123	33.054	26.365	1'53.545	184,6	14:45'30.985
12	35.923	17.887	30.466	26.350	1'50.626	186,5	14:47'21.611

11° 88 D. MOGEDA [1'49.350]							
Lap	Seg.1	Seg.2	Seg.3	Seg.4	Lap Time	km/h	Local Time
		18.725	31.521	25.971		177,9	14:16'14.614
1	35.841	18.472	30.980	25.960	1'51.253	183,1	14:18'05.867
2	35.513	18.225	30.650	25.951	1'50.339	182,7	14:19'56.206
3	36.342	18.312	35.186	38.451	2'08.291CP	183,7	14:22'04.497
4	9'04.637	18.450	35.236	26.424	10'24.747P	183,4	14:32'29.244
5	38.850	18.334	31.325	25.846	1'54.355	187,2	14:34'23.599
6	36.526	17.898	31.978	25.647	1'52.049	188,5	14:36'15.648
7	35.702	18.017	30.533	25.853	1'50.105	188,5	14:38'05.753
8	39.045	17.991	31.231	25.408	1'53.675	185,9	14:39'59.428
9	35.732	18.011	31.042	25.929	1'50.714	184,0	14:41'50.142
10	35.506	18.011	30.438	25.395	1'49.350	184,3	14:43'39.492
11	36.157	18.016	31.465	26.291	1'51.929	185,9	14:45'31.421
12	36.104	17.723	30.486	25.762	1'50.075	188,5	14:47'21.496

15° 96 M. VICH [1'49.506]							
Lap	Seg.1	Seg.2	Seg.3	Seg.4	Lap Time	km/h	Local Time
			18.632	31.520	26.046	179,4	14:16'00.376
1	35.677	18.488	30.910	26.003	1'51.078	178,8	14:17'51.454
2	35.493	18.438	30.755	25.901	1'50.587	178,8	14:19'42.041
3	41.756	18.478	34.074	38.850	2'13.158CP	181,2	14:21'55.199
4	9'13.602	18.685	33.845	26.938	10'33.070P	183,7	14:32'28.269
5	37.892	19.064	30.900	26.298	1'54.154	174,5	14:34'22.423
6	35.552	18.052	30.460	25.650	1'49.714	184,0	14:36'12.137
7	37.000	18.136	31.824	26.325	1'53.285	184,9	14:38'05.422
8	35.970	17.786	31.968	26.704	1'52.428	189,8	14:39'57.850
9	35.934	17.948	32.563	26.621	1'53.066	190,1	14:41'50.916
10	35.645	17.945	30.422	25.494	1'49.506	185,9	14:43'40.422
11	35.701	18.053	31.557	26.470	1'51.781	187,5	14:45'32.203
12	36.040	18.206	30.563	26.573	1'51.382	186,2	14:47'23.585

12° 47 A. TORRES [1'49.381]							
Lap	Seg.1	Seg.2	Seg.3	Seg.4	Lap Time	km/h	Local Time
		18.619	30.988	25.993		177,9	14:15'53.744
1	35.542	18.312	30.605	25.682	1'50.141	180,9	14:17'43.885
2	35.354	18.284	30.396	25.486	1'49.520	182,4	14:19'33.405
3	35.274	18.127	30.796	37.642	2'01.839CP	185,6	14:21'35.244
4	11'22.546	20.212	37.893	27.164	12'47.815P	170,3	14:34'23.059
5	35.582	17.940	30.076	25.783	1'49.381	189,8	14:36'12.440
6	35.370	17.948	30.466	25.685	1'49.469	193,9	14:38'01.909
7	37.792	17.805	31.329	25.623	1'52.549	190,5	14:39'54.458
8	35.256	18.575	31.850	25.861	1'51.542	185,9	14:41'46.000
9	37.083	17.858	30.345	25.475	1'50.761	190,5	14:43'36.761
10	37.726	18.184	32.280	26.344	1'54.534	193,2	14:45'31.295
11	35.661	17.883	30.720	26.457	1'50.721	186,5	14:47'22.016

16° 23 E. BARTOLINI [1'49.550]							
Lap	Seg.1	Seg.2	Seg.3	Seg.4	Lap Time	km/h	Local Time
			19.775	33.832	27.154	170,3	14:16'32.617
1	35.272	18.558	30.717	25.936	1'50.483	179,4	14:18'23.100
2	35.780	18.395	30.734	26.322	1'51.231	178,2	14:20'14.331
3	36.397	18.680	30.760	35.339	2'01.176CP	179,1	14:22'15.507
4	8'53.009	18.726	33.787	26.687	10'12.209P	180,0	14:32'27.716
5	35.838	18.158	30.391	25.831	1'50.218	182,7	14:34'17.934
6	36.730	18.709	31.271	26.237	1'52.947	184,6	14:36'10.881
7	35.957	18.143	30.285	26.032	1'50.417	182,4	14:38'01.298
8	36.153	18.768	30.643	25.976	1'51.540	176,5	14:39'52.838
9	36.175	18.940	32.882	26.018	1'54.015	176,2	14:41'46.853
10	35.506	17.966	30.377	25.701	1'49.550	184,0	14:43'36.403
11	36.816	18.793	32.292	26.166	1'54.067	173,4	14:45'30.470
12	35.628	18.330	30.741	26.184	1'50.883	183,4	14:47'21.353

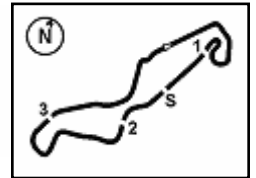
13° 53 P. SVOBODA [1'49.423]							
Lap	Seg.1	Seg.2	Seg.3	Seg.4	Lap Time	km/h	Local Time
		20.093	34.379	26.448		168,5	14:16'33.148

17° 85 K. SABATUCCI [1'49.571]							
Lap	Seg.1	Seg.2	Seg.3	Seg.4	Lap Time	km/h	Local Time
			18.818	31.279	27.190	177,6	14:16'11.878

11/04/2025 P = Pits In/Out - C = Lap Time Cancelled

These data/results cannot be reproduced, stored and/or transmitted in whole or in part by any manner of electronic, mechanical, photocopying, recording, broadcasting or otherwise now known or herein after developed without the previous express consent by the copyright owner, except for reproduction in daily press and regular printed publications on sale to the public within 60 days of the event related to those data/results and always provided that copyright symbol appears together as follows below.

© DORNA WSBK ORGANIZATION Srl 2025



Pirelli Dutch Round, 11-13 April 2025
Chronological Analysis Tissot Superpole

4 / 4

1	36.088	18.897	31.661	26.659	176,5	14:16'15.178	1	37.478	18.520	32.190	26.311	1'54.499	180,0	14:18'04.673
2	36.002	18.414	31.280	26.223	180,3	14:18'07.183	2	36.551	18.590	31.228	26.333	1'52.702	177,0	14:19'57.375
3	10'52.907	18.693	31.115	42.259	175,3	14:20'15.252	3	36.564	18.477	34.706	46.238	2'15.985CP	180,0	14:22'13.360
4	37.840	18.752	32.730	26.668	179,1	14:32'26.309	4	8'21.663	19.621	35.906	27.032	9'44.222P	174,5	14:31'57.582
5	36.302	18.575	31.063	26.195	183,1	14:34'19.982	5	37.142	19.077	31.623	26.798	1'54.640	175,9	14:33'52.222
6	35.302	18.234	31.021	26.064	189,1	14:36'11.603	6	38.775	18.998	31.914	36.777	2'06.464P	176,8	14:35'58.686
7	35.855	18.242	30.710	25.887	186,2	14:38'02.297	7	2'34.220	19.050	31.361	26.603	3'51.234P	175,0	14:39'49.920
8	35.956	18.469	30.506	25.560	179,7	14:39'52.788	8	36.419	18.873	31.123	26.471	1'52.886	176,2	14:41'42.806
9	39.430	18.137	32.152	26.676	181,8	14:41'49.183	9	36.567	19.328	31.223	26.406	1'53.524	169,8	14:43'36.330
10	35.660	18.073	30.874	25.667	182,4	14:43'39.457	10	36.529	18.633	31.235	26.321	1'52.718	176,8	14:45'29.048
11	35.995	18.101	32.238	26.554	184,6	14:45'32.345	11	45.579	18.659	31.481	26.453	2'02.172	178,2	14:47'31.220
12	36.021	17.776	30.479	25.913	1'50.189	188,8	14:47'22.534							

26° 16 U. HIDALGO (1'50.205)							
Lap	Seg.1	Seg.2	Seg.3	Seg.4	Lap Time	km/h	Local Time
		19.299	31.057	26.087		170,6	14:16'00.490
1	35.990	18.806	30.908	26.103	1'51.807	175,0	14:17'52.297
2	35.463	18.795	30.723	26.048	1'51.029	176,5	14:19'43.326
3	40.614	18.459	33.098	38.698	2'10.869CP	180,9	14:21'54.195
4	8'56.541	29.107	35.928	30.648	10'32.224P	126,0	14:32'26.419
5	37.796	18.199	31.038	26.305	1'53.338	188,5	14:34'19.757
6	35.720	18.073	31.314	25.860	1'50.967	187,8	14:36'10.724
7	37.149	18.123	31.143	25.875	1'52.290	184,9	14:38'03.014
8	36.122	17.984	30.849	25.756	1'50.711	187,8	14:39'53.725
9	35.941	18.389	32.216	26.074	1'52.620	186,2	14:41'46.345
10	35.865	18.509	30.482	26.037	1'50.893	178,2	14:43'37.238
11	37.410	18.381	32.150	26.745	1'54.686	185,2	14:45'31.924
12	35.806	18.052	30.302	26.045	1'50.205	186,9	14:47'22.129

30° 29 G. ZANNINI (1'53.171)							
Lap	Seg.1	Seg.2	Seg.3	Seg.4	Lap Time	km/h	Local Time
						19.168	31.538
1	36.636	18.772			31.428	26.639	1'53.475
2	36.220	18.984	31.427	26.540			1'53.171
3							25'31.552P
							14:45'21.384

27° 36 F. TOREQOTTULLAH (1'50.490)							
Lap	Seg.1	Seg.2	Seg.3	Seg.4	Lap Time	km/h	Local Time
		20.126	32.765	27.449		170,9	14:17'57.036
1	36.319	18.807	31.124	26.725	1'52.975	180,9	14:19'50.011
2	39.996	19.703	36.364	46.377	2'22.440CP	176,8	14:22'12.451
3	8'54.849	18.892	36.357	27.678	10'17.776P	185,9	14:32'30.227
4	36.583	18.267	31.198	26.492	1'52.540	187,8	14:34'22.767
5	36.276	18.385	30.747	26.295	1'51.703	187,2	14:36'14.470
6	35.631	18.231	30.814	25.956	1'50.632	190,5	14:38'05.102
7	35.709	17.977	31.122	26.073	1'50.881	191,8	14:39'55.983
8	36.561	18.152	32.264	27.112	1'54.089	189,8	14:41'50.072
9	35.845	18.008	30.769	26.170	1'50.792	185,2	14:43'40.864
10	35.787	17.826	31.787	26.528	1'51.928	192,5	14:45'32.792
11	35.934	17.789	30.971	25.796	1'50.490	187,8	14:47'23.282

28° 4 E. CAZZANIGA (1'50.596)							
Lap	Seg.1	Seg.2	Seg.3	Seg.4	Lap Time	km/h	Local Time
		19.781	32.036	26.915		167,7	14:16'02.714
1	36.390	18.644	31.725	26.416	1'53.175	180,3	14:17'55.889
2	36.015	19.162	31.401	26.655	1'53.233	174,2	14:19'49.122
3	36.136	18.625	32.780	40.974	2'08.515CP	177,9	14:21'57.637
4	9'08.536	19.364	33.529	27.014	10'28.443P	180,9	14:32'26.080
5	36.361	18.914	30.975	25.996	1'52.246	178,2	14:34'18.326
6	36.173	18.685	31.638	26.349	1'52.845	180,3	14:36'11.171
7	35.813	18.192	30.422	26.170	1'50.597	183,4	14:38'01.768
8	36.025	18.935	31.013	26.507	1'52.480	177,3	14:39'54.248
9	35.765	18.794	33.163	26.274	1'53.996	186,5	14:41'48.244
10	36.022	18.152	30.800	26.164	1'51.138	185,2	14:43'39.382
11	36.279	18.500	32.063	27.271	1'54.113	184,6	14:45'33.495
12	35.821	18.141	31.078	25.556	1'50.596	187,2	14:47'24.091

29° 58 V. FOLGER (1'52.702)							
Lap	Seg.1	Seg.2	Seg.3	Seg.4	Lap Time	km/h	Local Time
		19.397	32.533	27.106		174,5	14:16'10.174

11/04/2025 P = Pits In/Out - C = Lap Time Cancelled

These data/results cannot be reproduced, stored and/or transmitted in whole or in part by any manner of electronic, mechanical, photocopying, recording, broadcasting or otherwise now known or herein after developed without the previous express consent by the copyright owner, except for reproduction in daily press and regular printed publications on sale to the public within 60 days of the event related to those data/results and always provided that copyright symbol appears together as follows below.

© DORNA WSBK ORGANIZATION Srl 2025

Pirelli Dutch Round, 11-13 April 2025
Best Laps & Speeds

1 / 2

No.	Rider Bike	Nat	Best Lap		FP		SP												
			LL	SPD	LL	SPD	LL	SPD											
1	6 J. BUIS KTM RC 390 R	NED	1'47.875 25 194,9		1'47.875 13 189,5		1'48.651 12 194,9												
2	48 J. GARCIA Kawasaki Ninja 400	ESP	1'47.913 19 193,5		1'47.913 10 193,5		1'48.112 9 191,2												
3	38 D. SALVADOR Kawasaki Ninja 400	ESP	1'48.165 25 193,5		1'48.165 13 191,2		1'48.476 12 193,5												
4	50 C. THOMPSON Kawasaki Ninja 400	AUS	1'48.725 22 192,2		1'49.453 11 189,5		1'48.725 11 192,2												
5	7 B. FERNANDEZ Kove 321 RR-5	ESP	1'48.801 24 193,9		1'50.091 12 184,9		1'48.801 12 193,9												
6	12 H. MAIER Yamaha YZF-R3	BRA	1'48.884 25 197,1		1'48.884 13 191,5		1'48.942 12 197,1												
7	53 P. SVOBODA Kawasaki Ninja 400	CZE	1'49.060 22 189,5		1'49.060 11 188,8		1'49.423 11 189,5												
8	26 M. GENNAI Kawasaki Ninja 400	ITA	1'49.071 21 193,2		1'49.162 10 188,8		1'49.071 11 193,2												
9	43 M. GAGGI Yamaha YZF-R3	ITA	1'49.188 23 190,5		1'49.963 11 190,5		1'49.188 12 189,1												
10	62 K. FONTAINHA Yamaha YZF-R3	BRA	1'49.249 25 187,5		1'49.815 13 187,5		1'49.249 12 187,2												
11	27 F. MULYA Yamaha YZF-R3	INA	1'49.277 22 192,2		1'49.710 10 191,8		1'49.277 12 192,2												
12	88 D. MOGEDA Kawasaki Ninja 400	ESP	1'49.350 25 188,5		1'49.497 13 184,6		1'49.350 12 188,5												
13	47 A. TORRES Kawasaki Ninja 400	ESP	1'49.381 24 193,9		1'49.410 13 190,5		1'49.381 11 193,9												
14	23 E. BARTOLINI Yamaha YZF-R3	ITA	1'49.457 23 184,6		1'49.457 11 184,6		1'49.550 12 184,6												
15	91 M. VANNUCCI Yamaha YZF-R3	ITA	1'49.466 23 189,5		1'49.834 11 185,9		1'49.466 12 189,5												
16	96 M. VICH Yamaha YZF-R3	ESP	1'49.506 25 190,1		1'49.614 13 186,9		1'49.506 12 190,1												
17	85 K. SABATUCCI Kawasaki Ninja 400	ITA	1'49.571 22 191,8		1'50.297 10 188,8		1'49.571 12 191,8												
18	77 J. OSUNA Kawasaki Ninja 400	ESP	1'49.629 24 189,8		1'50.294 12 189,1		1'49.629 12 189,8												
19	9 E. ERCOLANI Kawasaki Ninja 400	ITA	1'49.688 25 193,2		1'49.688 13 189,5		1'49.970 12 193,2												
20	87 C. SWAIN Yamaha YZF-R3	AUS	1'49.726 21 191,2		1'51.265 9 186,9		1'49.726 12 191,2												
21	13 R. FERNANDEZ Kawasaki Ninja 400	ESP	1'49.806 23 192,2		1'51.332 11 192,2		1'49.806 12 189,5												
22	39 J. RISUENO Yamaha YZF-R3	ESP	1'49.915 24 190,8		1'49.936 13 188,5		1'49.915 11 190,8												
23	11 F. NOVOTNY Kawasaki Ninja 400	CZE	1'50.027 22 189,5		1'50.027 10 189,5		1'50.184 12 189,5												
24	79 T. ALONSO Kawasaki Ninja 400	POR	1'50.048 24 191,2		1'50.608 12 183,1		1'50.048 12 191,2												
25	69 A. DI PERSIO Yamaha YZF-R3	ITA	1'50.189 22 189,1		1'50.820 11 186,5		1'50.189 11 189,1												

11/04/2025
These data/results cannot be reproduced, stored and/or transmitted in whole or in part by any manner of electronic, mechanical, photocopying, recording, broadcasting or otherwise now known or herein after developed without the previous express consent by the copyright owner, except for reproduction in daily press and regular printed publications on sale to the public within 60 days of the event related to those data/results and always provided that copyright symbol appears together as follows below.
© DORNA WSBK ORGANIZATION Srl 2025

Pirelli Dutch Round, 11-13 April 2025
Best Laps & Speeds

2 / 2

No.	Rider Bike	Nat	Best Lap		FP		SP							
			LL	SPD	LL	SPD	LL	SPD						
26	16 U. HIDALGO Kawasaki Ninja 400	ESP	1'50.205 20	188,5	1'51.262 8	181,8	1'50.205 12	188,5						
27	4 E. CAZZANIGA Yamaha YZF-R3	ITA	1'50.225 25	187,2	1'50.225 13	186,2	1'50.596 12	187,2						
28	36 F. TOREQOTTULLAH Yamaha YZF-R3	INA	1'50.490 21	192,5	1'50.657 10	187,8	1'50.490 11	192,5						
29	29 G. ZANNINI Kawasaki Ninja 400	ITA	1'51.149 15	185,6	1'51.149 12	185,6	1'53.171 3	177,3						
30	58 V. FOLGER Yamaha YZF-R3	GER	1'52.398 22	184,3	1'52.398 11	184,3	1'52.702 11	180,0						

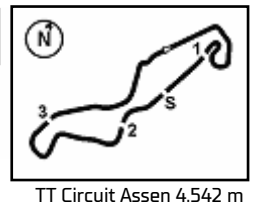
11/04/2025

These data/results cannot be reproduced, stored and/or transmitted in whole or in part by any manner of electronic, mechanical, photocopying, recording, broadcasting or otherwise now known or herein after developed without the previous express consent by the copyright owner, except for reproduction in daily press and regular printed publications on sale to the public within 60 days of the event related to those data/results and always provided that copyright symbol appears together as follows below.

© DORNA WSBK ORGANIZATION Srl 2025

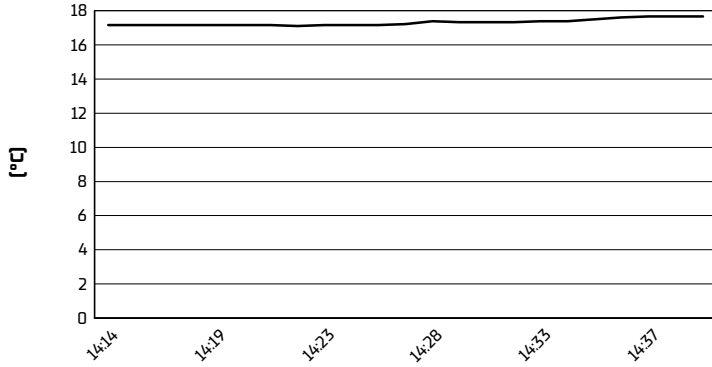
FICR PERUGIA TIMING



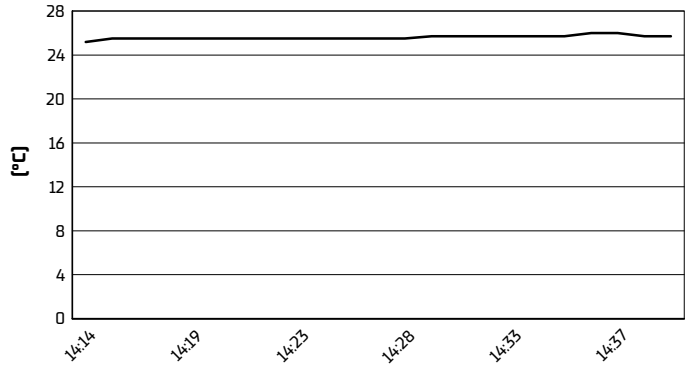


Pirelli Dutch Round, 11-13 April 2025
Weather Report Tissot Superpole
Session started 14:14 - Session ended 14:50


Air Temperature



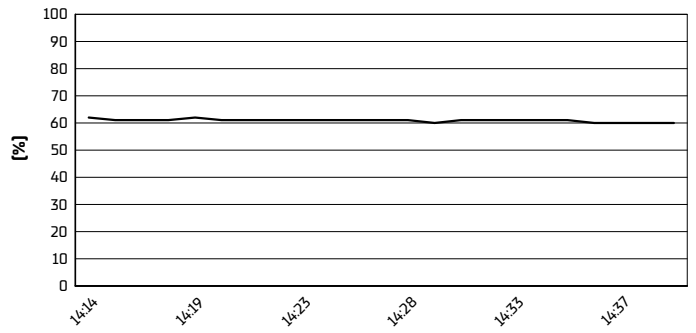
Track Temperature



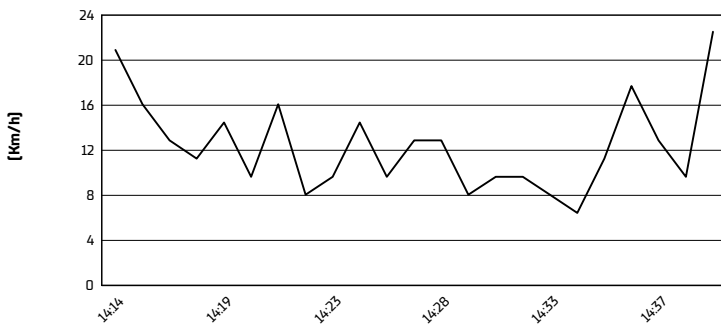
Air Pressure



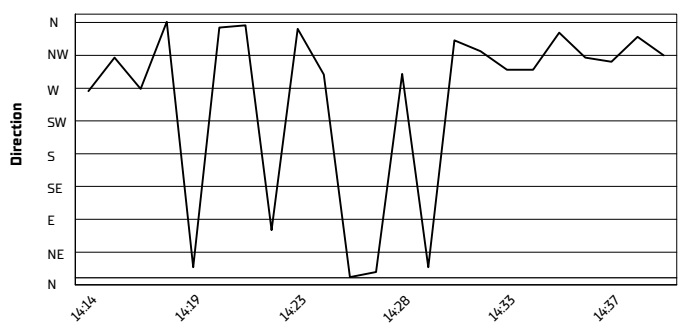
Humidity



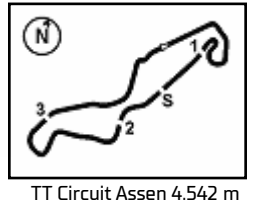
Wind Speed



Wind Direction



11/04/2025
These data/results cannot be reproduced, stored and/or transmitted in whole or in part by any manner of electronic, mechanical, photocopying, recording, broadcasting or otherwise now known or herein after developed without the previous express consent by the copyright owner, except for reproduction in daily press and regular printed publications on sale to the public within 60 days of the event related to those data/results and always provided that copyright symbol appears together as follows below.
© DORNA WSBK ORGANIZATION Srl 2025



Pirelli Dutch Round, 11-13 April 2025
Tissot Superpole Winners

	2022	2023	2024	2025
01 Portimao	Geiger [Ger] Kaw 1'55.008 [143,7 Km/h]	Perez Gonzalez [Esp] Kaw 1'54.428 [144,5 Km/h]	Veneman [Ned] Kaw 1'55.399 [143,3 Km/h]	Fernandez [Esp] Kov 1'55.238 [143,5 Km/h]
02 Assen	Steeman [Ned] Kaw 1'48.961 [150,1 Km/h]	Vannucci [Ita] Yam 1'51.220 [147,0 Km/h]	Seabright [Gbr] Kaw 1'55.372 [141,7 Km/h]	Garcia [Esp] Kaw 1'48.112 [151,2 Km/h]
03 Most	Sabatucci [Ita] Kaw 1'47.921 [140,5 Km/h]	Perez Gonzalez [Esp] Kaw 1'46.162 [142,8 Km/h]	Veneman [Ned] Kaw 1'46.137 [142,9 Km/h]	
04 Misano	Vannucci [Ita] Yam 1'48.501 [140,2 Km/h]	Buis [Ned] Kaw 1'49.297 [139,2 Km/h]	Mogeda [Esp] Kaw 1'49.278 [139,2 Km/h]	
05 Magny-Cours	Steeman [Ned] Kaw 1'51.859 [142,0 Km/h]	Geiger [Ger] Ktm 1'52.710 [140,9 Km/h]	Mahendra [Ina] Yam 1'52.513 [141,1 Km/h]	
06 Aragon	Garcia [Esp] Yam 2'06.908 [144,0 Km/h]	Vannucci [Ita] Yam 2'06.119 [144,9 Km/h]	Veneman [Ned] Kaw 2'06.300 [144,7 Km/h]	
07 Estoril	Okaya [Jpn] Kaw 1'50.476 [136,3 Km/h]			
08 Jerez			Thompson [Aus] Kaw 1'51.999 [142,2 Km/h]	

2025

- 1 B. Fernandez
- 1 J. Garcia

ALL TIMES

- | | |
|---------------------|---------------------|
| 6 V. Steeman | 1 T. Edwards |
| 5 M. Perez | 1 B. Fernandez |
| 3 A. Carrasco | 1 I. Iglesias Bravo |
| 3 A. Coppola | 1 N. Kalinin |
| 3 S. Deroue | 1 M. Kawakami |
| 3 D. Geiger | 1 A. Mahendra |
| 3 M. Gonzalez | 1 H. Maier |
| 3 G. Hendra | 1 D. Mogeda |
| 3 A. Huertas | 1 A. Muel |
| 3 M. Vannucci | 1 K. Sabatucci |
| 3 L. Veneman | 1 B. Sanchez |
| 2 T. Booth-Amos | 1 F. Seabright |
| 2 J. Buis | 1 C. Thompson |
| 2 M. Garcia | |
| 2 J. Garcia | |
| 2 T. Kawakami | |
| 2 Y. Okaya | |
| 2 J. Perez Gonzalez | |
| 2 B. Sofuoglu | |

11/04/2025

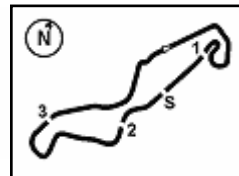
These data/results cannot be reproduced, stored and/or transmitted in whole or in part by any manner of electronic, mechanical, photocopying, recording, broadcasting or otherwise now known or herein after developed without the previous express consent by the copyright owner, except for reproduction in daily press and regular printed publications on sale to the public within 60 days of the event related to those data/results and always provided that copyright symbol appears together as follows below.

© DORNA WSBK ORGANIZATION Srl 2025

Pirelli Dutch Round, 11–13 April 2025
Tissot Superpole Award

	Points	Points From First	Points From Previous	March 30 PORTIMAO	April 13 ASSEN	May 18 MOST	June 15 MISANO	September 7 MAGNY-COURS	September 28 ARAGON	October 12 ESTORIL	October 19 JEREZ									
1 FERNANDEZ Benat (ESP)	17			12	5															
2 THOMPSON Carter (AUS)	15	2		9	6															
3 BUIS Jeffrey (NED)	13	4	2	6	7															
4 GARCIA Julio (ESP)	12	5	1		12															
5 SALVADOR David (ESP)	9	8	3		9															
6 MAIER Humberto (BRA)	9	8	0	5	4															
7 TONN Phillip (GER)	7	10	2	7																
8 GAGGI Marco (ITA)	5	12	2	3	2															
9 TORRES Antonio (ESP)	4	13	1	4																
10 GENNAI Mirko (ITA)	3	14	1		3															
11 CALATAYUD Unai (ESP)	2	15	1	2																
12 FONTAINHA Kevin (BRA)	1	16	1		1															
13 SABATUCCI Kevin (ITA)	1	16	0	1																

11/04/2025 Odd points columns: Tissot Superpole Even points columns: Tissot Superpole Race
These data/results cannot be reproduced, stored and/or transmitted in whole or in part by any manner of electronic, mechanical, photocopying, recording, broadcasting or otherwise now known or herein after developed without the previous express consent by the copyright owner, except for reproduction in daily press and regular printed publications on sale to the public within 60 days of the event related to those data/results and always provided that copyright symbol appears together as follows below.
© DORNA WSBK ORGANIZATION Srl 2025



Pirelli Dutch Round, 11-13 April 2025
Provisional Starting Grid - Race 1 (12 Laps x 4,542 km = 54,504 km)

TT Circuit Assen 4.542 m

1	1	48 GARCIA J. Kawasaki 1'48.112	2	38 SALVADOR D. Kawasaki 1'48.476	3	6 BUIS J. KTM 1'48.651
2	4	50 THOMPSON C. Kawasaki 1'48.725	5	7 FERNANDEZ B. Kove 1'48.801	6	12 MAIER H. Yamaha 1'48.942
3	7	26 GENNAI M. Kawasaki 1'49.071	8	43 GAGGI M. Yamaha 1'49.188	9	27 MULYA F. Yamaha 1'49.277
4	10	88 MOGEDA D. Kawasaki 1'49.350	11	47 TORRES A. Kawasaki 1'49.381	12	53 SVOBODA P. Kawasaki 1'49.423
5	13	91 VANNUCCI M. Yamaha 1'49.466	14	96 VICH M. Yamaha 1'49.506	15	23 BARTOLINI E. Yamaha 1'49.550
6	16	85 SABATUCCI K. Kawasaki 1'49.571	17	77 OSUNA J. Kawasaki 1'49.629	18	87 SWAIN C. Yamaha 1'49.726
7	19	13 FERNANDEZ R. Kawasaki 1'49.806	20	39 RISUENO J. Yamaha 1'49.915	21	9 ERCOLANI E. Kawasaki 1'49.970
8	22	79 ALONSO T. Kawasaki 1'50.048	23	11 NOVOTNY F. Kawasaki 1'50.184	24	69 DI PERSIO A. Yamaha 1'50.189
9	25	16 HIDALGO U. Kawasaki 1'50.205	26	36 TOREQOTTULLAH F. Yamaha 1'50.490	27	4 CAZZANIGA E. Yamaha 1'50.596
10	28	58 FOLGER V. Yamaha 1'52.702	29	29 ZANNINI G. Kawasaki 1'53.171	30	62 FONTAINHA K. Yamaha 1'49.249

N.36 [Toreqottullah F.] has been penalized with a 2X LLP - Causing a crash during Portimao Race 2
N.62 [Fontaina K.] has been demoted to the back of the grid - 5 or more slow sectors

11/04/2025 The Race Director

* = Penalized

These data/results cannot be reproduced, stored and/or transmitted in whole or in part by any manner of electronic, mechanical, photocopying, recording, broadcasting or otherwise now known or herein after developed without the previous express consent by the copyright owner, except for reproduction in daily press and regular printed publications on sale to the public within 60 days of the event related to those data/results and always provided that copyright symbol appears together as follows below. © DORNA WSBK ORGANIZATION Srl 2025