

Pirelli Dutch Round, 11-13 April 2025
Results Warm Up 1

TT Circuit Assen 4.542 m

1 / 2

No.	Rider	Nat	Team	Bike	Time	Gap	Rel.	Laps	Speed	
									Avg	Max
1	6 J. BUIS	NED	Freudenberg KTM-Paligo Racing	KTM RC 390 R	1'48.566			5	150,611	187,8
2	7 B. FERNANDEZ	ESP	Team#109 Retro Traffic Kove	Kove 321 RR-S	1'48.627	0.061	0.061	5	150,526	190,5
3	12 H. MAIER	BRA	Yamaha AD78 FIMLA by MS Racing	Yamaha YZF-R3	1'48.844	0.278	0.217	5	150,226	192,5
4	47 A. TORRES	ESP	Team ProDina XCI	Kawasaki Ninja 400	1'48.864	0.298	0.020	5	150,198	189,5
5	43 M. GAGGI	ITA	Team BrCorse	Yamaha YZF-R3	1'48.998	0.432	0.134	5	150,014	190,5
6	91 M. VANNUCCI	ITA	PATA AG Motorsport Italia WorldSSP300	Yamaha YZF-R3	1'49.183	0.617	0.185	5	149,760	193,2
7	50 C. THOMPSON	AUS	MTM Kawasaki	Kawasaki Ninja 400	1'49.423	0.857	0.240	5	149,431	191,8
8	48 J. GARCIA	ESP	Prodina Kawasaki Racing Sport	Kawasaki Ninja 400	1'49.485	0.919	0.062	5	149,346	191,8
9	79 T. ALONSO	PDR	Pons Motosport Italika Racing	Kawasaki Ninja 400	1'49.553	0.987	0.068	5	149,254	192,2
10	26 M. GENNAI	ITA	MTM Kawasaki	Kawasaki Ninja 400	1'49.567	1.001	0.014	5	149,235	193,5
11	38 D. SALVADOR	ESP	Team ProDina XCI	Kawasaki Ninja 400	1'49.666	1.100	0.099	3	149,100	187,2
12	23 E. BARTOLINI	ITA	Team BrCorse	Yamaha YZF-R3	1'49.688	1.122	0.022	5	149,070	187,5
13	62 K. FONTAINHA	BRA	Yamaha AD78 FIMLA by MS Racing	Yamaha YZF-R3	1'49.767	1.201	0.079	5	148,963	187,5
14	53 P. SVOBODA	CZE	Kawasaki Junior Team by MTM	Kawasaki Ninja 400	1'49.849	1.283	0.082	5	148,852	189,8
15	77 J. OSUNA	ESP	ZAPPAS-DEZA-BOX 77 Racing Team	Kawasaki Ninja 400	1'49.863	1.297	0.014	5	148,833	192,5
16	88 D. MOGEDA	ESP	Pons Motosport Italika Racing	Kawasaki Ninja 400	1'49.902	1.336	0.039	5	148,780	190,5
17	27 F. MULYA	INA	ProGP NitiRacing	Yamaha YZF-R3	1'49.923	1.357	0.021	5	148,751	191,5
18	96 M. VICH	ESP	Yamaha Motoxracing WorldSSP300 Team	Yamaha YZF-R3	1'50.198	1.632	0.275	5	148,380	188,5
19	13 R. FERNANDEZ	ESP	Kawasaki Junior Team by MTM	Kawasaki Ninja 400	1'50.251	1.685	0.053	4	148,309	192,2
20	69 A. DI PERSIO	ITA	ARCO MotoR University Team	Yamaha YZF-R3	1'50.256	1.690	0.005	5	148,302	185,6
21	85 K. SABATUCCI	ITA	Accolade Funds Smrz Racing BGR	Kawasaki Ninja 400	1'50.281	1.715	0.025	5	148,269	191,8
22	11 F. NOVOTNY	CZE	Accolade Funds Smrz Racing BGR	Kawasaki Ninja 400	1'50.525	1.959	0.244	4	147,941	190,5
23	9 E. ERCOLANI	ITA	Kawasaki GP Project	Kawasaki Ninja 400	1'50.541	1.975	0.016	5	147,920	190,1
24	16 U. HIDALGO	ESP	ZAPPAS-DEZA-BOX 77 Racing Team	Kawasaki Ninja 400	1'50.561	1.995	0.020	5	147,893	187,2
25	87 C. SWAIN	AUS	Yamaha Motoxracing WorldSSP300 Team	Yamaha YZF-R3	1'50.641	2.075	0.080	5	147,786	191,2
26	39 J. RISUENO	ESP	MS Racing	Yamaha YZF-R3	1'50.798	2.232	0.157	5	147,577	188,2
27	4 E. CAZZANIGA	ITA	Racestar Trasimeno	Yamaha YZF-R3	1'50.876	2.310	0.078	5	147,473	186,5
28	36 F. TOREOOTTULLAH	INA	ProGP NitiRacing	Yamaha YZF-R3	1'50.927	2.361	0.051	5	147,405	188,2
29	58 V. FOLGER	GER	ARCO MotoR University Team	Yamaha YZF-R3	1'52.256	3.690	1.329	5	145,660	188,2
30	29 G. ZANNINI	ITA	Kawasaki GP Project	Kawasaki Ninja 400	1'53.102	4.536	0.846	5	144,570	184,3

Qualifying Lap Time [105% of 1'48.566]: 1'53.995

AIR	Humidity:	71%	Temp:	12°C
TRACK	Condition:	Dry	Temp:	14°C

Records	Pole	[SP]	2025 J.Garcia	1'48.112	151,240	Km/h
	Race	[RC1]	2023 J.Buis	1'48.952	150,080	Km/h
	All Times	[FP]	2025 J.Buis	1'47.875	151,580	Km/h

Start 09:50 End 10:05 The results are provisional until the end of the time limit for protests and appeals and the completion of the technical checks.

12/04/2025

These data/results cannot be reproduced, stored and/or transmitted in whole or in part by any manner of electronic, mechanical, photocopying, recording, broadcasting or otherwise now known or herein after developed without the previous express consent by the copyright owner, except for reproduction in daily press and regular printed publications on sale to the public within 60 days of the event related to those data/results and always provided that copyright symbol appears together as follows below.

© DORNA WSBK ORGANIZATION Srl 2025

Pirelli Dutch Round, 11-13 April 2025
Results Warm Up 1

Session Highlights

Local Time	No. Rider	Description
09.50.00		Start of Session
09.53.06	47 A. TORRES	#47 Lap Time Cancelled (First Lap) - Couse Cutting - Turn 17
09.54.40	47 A. TORRES	#47 Lap Cancelled (1'50.774) - Course Cutting on Previous Lap - Turn 17
09.57.34	48 J. GARCIA	#48 Lap Time Cancelled (1'52.358) - Course Cutting - Turn 17
09.58.20	48 J. GARCIA	#48 Lap Cancelled (1'49.724) - Course Cutting on Previous Lap - Turn 17
09.58.46	13 R. FERNANDEZ	#13 Lap Time Cancelled (1'55.693) - Exceeded Track Limits - Turn 17
09.59.10	38 D. SALVADOR	#38 Crashed - Turn 8
09.59.13	48 J. GARCIA	#48 Lap Time Cancelled (1'49.724) - Exceeded Track Limits - Turn 18
10.00.19	58 V. FOLGER	#58 Crashed - Turn 1
10.00.39	13 R. FERNANDEZ	#13 Crashed - Turn 5
10.00.39	11 F. NOVOTNY	#11 Crashed - Turn 5
10.02.13	9 E. ERCOLANI	#9 Lap Time Cancelled (1'50.994) - Exceeded Track Limits - Turn 17
10.02.14		Official Ambient Air Temperature 12.9°C - Humidity 71% - Atmospheric Pressure 101.59kPa - Fuel Flow Limit 49.2kg/h
10.03.41	26 M. GENNAI	#26 Lap Time Cancelled (1'50.110) - Yellow Flag - Turn 5
10.03.46	79 T. ALONSO	#79 Lap Time Cancelled (1'50.501) - Yellow Flag - Turn 5
10.03.51	23 E. BARTOLINI	#23 Lap Time Cancelled (1'50.068) - Yellow Flag - Turn 5
10.03.56	77 J. OSUNA	#77 Lap Time Cancelled (1'50.212) - Yellow Flag - Turn 5
10.04.01	7 B. FERNANDEZ	#7 Lap Time Cancelled (1'49.242) - Yellow Flag - Turn 5
10.04.06	12 H. MAIER	#12 Lap Time Cancelled (1'51.819) - Yellow Flag - Turn 5
10.04.11	29 G. ZANNINI	#29 Lap Time Cancelled (1'53.940) - Yellow Flag - Turn 5
10.04.16	62 K. FONTAINHA	#62 Lap Time Cancelled (1'51.655) - Yellow Flag - Turn 5
10.04.21	27 F. MULYA	#27 Lap Time Cancelled (1'50.139) - Yellow Flag - Turn 5
10.04.26	88 D. MOGEDA	#88 Lap Time Cancelled (1'49.421) - Yellow Flag - Turn 5
10.04.31	36 F. TORQOTTULLAH	#36 Lap Time Cancelled (1'58.441) - Yellow Flag - Turn 5
10.04.41	58 V. FOLGER	#58 Lap Time Cancelled (2'31.440) - Yellow Flag - Turn 5
10.05.57		End of Session

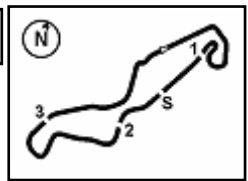
Fastest Laps Sequence

No.	Rider	Nat	Team	Bike	Local Time	Time	Gap	Avg
6	J. BUIIS	NED	Freudenberg KTM-Paligo Racing	KTM RC 390 R	09:53'38.342	1'49.958		148,704
6	J. BUIIS	NED	Freudenberg KTM-Paligo Racing	KTM RC 390 R	09:55'27.162	1'48.820	-1.138	150,259
6	J. BUIIS	NED	Freudenberg KTM-Paligo Racing	KTM RC 390 R	09:57'15.728	1'48.566	-0.254	150,611

12/04/2025 Start 09:50 End 10:05 The results are provisional until the end of the time limit for protests and appeals and the completion of the technical checks.

These data/results cannot be reproduced, stored and/or transmitted in whole or in part by any manner of electronic, mechanical, photocopying, recording, broadcasting or otherwise now known or herein after developed without the previous express consent by the copyright owner, except for reproduction in daily press and regular printed publications on sale to the public within 60 days of the event related to those data/results and always provided that copyright symbol appears together as follows below.

© DORNA WSBK ORGANIZATION Srl 2025



Pirelli Dutch Round, 11-13 April 2025
Best Sectors & Speed Warm Up 1

BEST LAP			
1	6	J. BUIS	KTM RC 390 R 1'48.566
2	7	B. FERNANDEZ	Kove 321 RR-5 1'48.627
3	12	H. MAIER	Yamaha YZF-R3 1'48.844
4	47	A. TORRES	Kawasaki Ninja 400 1'48.864
5	43	M. GAGGI	Yamaha YZF-R3 1'48.998
6	91	M. VANNUCCI	Yamaha YZF-R3 1'49.183
7	50	C. THOMPSON	Kawasaki Ninja 400 1'49.423
8	48	J. GARCIA	Kawasaki Ninja 400 1'49.485
9	79	T. ALONSO	Kawasaki Ninja 400 1'49.553
10	26	M. GENNAI	Kawasaki Ninja 400 1'49.567
11	38	D. SALVADOR	Kawasaki Ninja 400 1'49.666
12	23	E. BARTOLINI	Yamaha YZF-R3 1'49.688
13	62	K. FONTAINHA	Yamaha YZF-R3 1'49.767
14	53	P. SVOBODA	Kawasaki Ninja 400 1'49.849
15	77	J. OSUNA	Kawasaki Ninja 400 1'49.863
16	88	D. MOGEDA	Kawasaki Ninja 400 1'49.902
17	27	F. MULYA	Yamaha YZF-R3 1'49.923
18	96	M. VICH	Yamaha YZF-R3 1'50.198
19	13	R. FERNANDEZ	Kawasaki Ninja 400 1'50.251
20	69	A. DI PERSIO	Yamaha YZF-R3 1'50.256
21	85	K. SABATUCCI	Kawasaki Ninja 400 1'50.281
22	11	F. NOVOTNY	Kawasaki Ninja 400 1'50.525
23	9	E. ERCOLANI	Kawasaki Ninja 400 1'50.541
24	16	U. HIDALGO	Kawasaki Ninja 400 1'50.561
25	87	C. SWAIN	Yamaha YZF-R3 1'50.641
26	39	J. RISUENO	Yamaha YZF-R3 1'50.798
27	4	E. CAZZANIGA	Yamaha YZF-R3 1'50.876
28	36	F. TOREOOTTULLAH	Yamaha YZF-R3 1'50.927
29	58	V. FOLGER	Yamaha YZF-R3 1'52.256
30	29	G. ZANNINI	Kawasaki Ninja 400 1'53.102

SPEED			
1	26	M. GENNAI	Kawasaki Ninja 400 193,5
2	91	M. VANNUCCI	Yamaha YZF-R3 193,2
3	12	H. MAIER	Yamaha YZF-R3 192,5
4	77	J. OSUNA	Kawasaki Ninja 400 192,5
5	13	R. FERNANDEZ	Kawasaki Ninja 400 192,2
6	79	T. ALONSO	Kawasaki Ninja 400 192,2
7	85	K. SABATUCCI	Kawasaki Ninja 400 191,8
8	48	J. GARCIA	Kawasaki Ninja 400 191,8
9	50	C. THOMPSON	Kawasaki Ninja 400 191,8
10	27	F. MULYA	Yamaha YZF-R3 191,5
11	87	C. SWAIN	Yamaha YZF-R3 191,2
12	43	M. GAGGI	Yamaha YZF-R3 190,5
13	88	D. MOGEDA	Kawasaki Ninja 400 190,5
14	7	B. FERNANDEZ	Kove 321 RR-5 190,5
15	11	F. NOVOTNY	Kawasaki Ninja 400 190,5
16	9	E. ERCOLANI	Kawasaki Ninja 400 190,1
17	53	P. SVOBODA	Kawasaki Ninja 400 189,8
18	47	A. TORRES	Kawasaki Ninja 400 189,5
19	96	M. VICH	Yamaha YZF-R3 188,5
20	39	J. RISUENO	Yamaha YZF-R3 188,2
21	36	F. TOREOOTTULLAH	Yamaha YZF-R3 188,2
22	58	V. FOLGER	Yamaha YZF-R3 188,2
23	6	J. BUIS	KTM RC 390 R 187,8
24	62	K. FONTAINHA	Yamaha YZF-R3 187,5
25	23	E. BARTOLINI	Yamaha YZF-R3 187,5
26	38	D. SALVADOR	Kawasaki Ninja 400 187,2
27	16	U. HIDALGO	Kawasaki Ninja 400 187,2
28	4	E. CAZZANIGA	Yamaha YZF-R3 186,5
29	69	A. DI PERSIO	Yamaha YZF-R3 185,6
30	29	G. ZANNINI	Kawasaki Ninja 400 184,3

SEG. 1		
1	6	J. BUIS 35.108
2	38	D. SALVADOR 35.183
3	7	B. FERNANDEZ 35.232
4	26	M. GENNAI 35.284
5	47	A. TORRES 35.285
6	48	J. GARCIA 35.343
7	12	H. MAIER 35.385
8	77	J. OSUNA 35.406
9	27	F. MULYA 35.424
10	23	E. BARTOLINI 35.433
11	91	M. VANNUCCI 35.455
12	53	P. SVOBODA 35.473
13	88	D. MOGEDA 35.519
14	50	C. THOMPSON 35.555
15	79	T. ALONSO 35.605
16	43	M. GAGGI 35.658
17	9	E. ERCOLANI 35.684
18	16	U. HIDALGO 35.707
19	62	K. FONTAINHA 35.716
20	4	E. CAZZANIGA 35.722
21	36	F. TOREOOTTULLAH 35.744
22	85	K. SABATUCCI 35.752
23	96	M. VICH 35.757
24	11	F. NOVOTNY 35.781
25	39	J. RISUENO 35.816
26	13	R. FERNANDEZ 35.821
27	69	A. DI PERSIO 35.854
28	87	C. SWAIN 35.876
29	58	V. FOLGER 36.107
30	29	G. ZANNINI 36.623

SEG. 2		
1	27	F. MULYA 17.587
2	7	B. FERNANDEZ 17.620
3	79	T. ALONSO 17.693
4	47	A. TORRES 17.706
5	91	M. VANNUCCI 17.724
6	50	C. THOMPSON 17.725
7	6	J. BUIS 17.744
8	43	M. GAGGI 17.745
9	48	J. GARCIA 17.765
10	87	C. SWAIN 17.770
11	12	H. MAIER 17.812
12	13	R. FERNANDEZ 17.823
13	96	M. VICH 17.830
14	69	A. DI PERSIO 17.831
15	62	K. FONTAINHA 17.842
16	88	D. MOGEDA 17.848
17	38	D. SALVADOR 17.878
18	85	K. SABATUCCI 17.885
19	26	M. GENNAI 17.904
20	11	F. NOVOTNY 17.918
21	39	J. RISUENO 17.930
22	9	E. ERCOLANI 17.955
23	53	P. SVOBODA 17.962
24	77	J. OSUNA 18.008
25	23	E. BARTOLINI 18.011
26	36	F. TOREOOTTULLAH 18.041
27	4	E. CAZZANIGA 18.225
28	16	U. HIDALGO 18.246
29	29	G. ZANNINI 18.341
30	58	V. FOLGER 18.499

SEG. 3		
1	6	J. BUIS 29.925
2	38	D. SALVADOR 29.950
3	79	T. ALONSO 29.990
4	47	A. TORRES 30.017
5	7	B. FERNANDEZ 30.034
6	48	J. GARCIA 30.075
7	43	M. GAGGI 30.111
8	53	P. SVOBODA 30.113
9	26	M. GENNAI 30.121
10	91	M. VANNUCCI 30.129
11	12	H. MAIER 30.146
12	77	J. OSUNA 30.188
13	69	A. DI PERSIO 30.224
14	23	E. BARTOLINI 30.249
15	50	C. THOMPSON 30.271
16	27	F. MULYA 30.287
17	88	D. MOGEDA 30.288
18	13	R. FERNANDEZ 30.293
19	62	K. FONTAINHA 30.321
20	9	E. ERCOLANI 30.332
21	11	F. NOVOTNY 30.351
22	16	U. HIDALGO 30.371
23	87	C. SWAIN 30.455
24	39	J. RISUENO 30.491
25	96	M. VICH 30.512
26	85	K. SABATUCCI 30.531
27	36	F. TOREOOTTULLAH 30.581
28	4	E. CAZZANIGA 30.606
29	29	G. ZANNINI 30.983
30	58	V. FOLGER 31.092

SEG. 4		
1	12	H. MAIER 25.462
2	43	M. GAGGI 25.484
3	62	K. FONTAINHA 25.537
4	6	J. BUIS 25.562
5	48	J. GARCIA 25.587
6	50	C. THOMPSON 25.590
7	47	A. TORRES 25.628
8	88	D. MOGEDA 25.644
9	7	B. FERNANDEZ 25.674
10	91	M. VANNUCCI 25.714
11	26	M. GENNAI 25.777
12	53	P. SVOBODA 25.782
13	79	T. ALONSO 25.807
14	23	E. BARTOLINI 25.834
15	9	E. ERCOLANI 25.860
16	27	F. MULYA 25.860
17	16	U. HIDALGO 25.875
18	69	A. DI PERSIO 25.951
19	77	J. OSUNA 25.995
20	85	K. SABATUCCI 26.004
21	11	F. NOVOTNY 26.022
22	87	C. SWAIN 26.055
23	38	D. SALVADOR 26.057
24	96	M. VICH 26.099
25	36	F. TOREOOTTULLAH 26.204
26	39	J. RISUENO 26.234
27	13	R. FERNANDEZ 26.235
28	4	E. CAZZANIGA 26.236
29	58	V. FOLGER 26.392
30	29	G. ZANNINI 26.608

12/04/2025

These data/results cannot be reproduced, stored and/or transmitted in whole or in part by any manner of electronic, mechanical, photocopying, recording, broadcasting or otherwise now known or herein after developed without the previous express consent by the copyright owner, except for reproduction in daily press and regular printed publications on sale to the public within 60 days of the event related to those data/results and always provided that copyright symbol appears together as follows below.

© DORNA WSBK ORGANIZATION Srl 2025

Pirelli Dutch Round, 11-13 April 2025
Ideal Times Warm Up 1

No.	Rider	Nat	Bike	Seg. 1	Seg. 2	Seg. 3	Seg. 4	Ideal Time		
				Diff. 1	Diff. 2	Diff. 3	Diff. 4	Best Lap	Pos.	Diff.
1	6 J. BUIJS	NED	KTM RC 390 R	35.108 +0.227	17.744	29.925	25.562	1'48.339 1'48.566	1	0.227
2	7 B. FERNANDEZ	ESP	Kove 321 RR-S	35.232	17.620	30.034 +0.067	25.674	1'48.560 1'48.627	2	0.067
3	47 A. TORRES	ESP	Kawasaki Ninja 400	35.285 +0.228	17.706	30.017	25.628	1'48.636 1'48.864	4	0.228
4	48 J. GARCIA	ESP	Kawasaki Ninja 400	35.343 +0.162	17.765 +0.285	30.075	25.587 +0.268	1'48.770 1'49.485	8	0.715
5	12 H. MAIER	BRA	Yamaha YZF-R3	35.385	17.812 +0.039	30.146	25.462	1'48.805 1'48.844	3	0.039
6	43 M. GAGGI	ITA	Yamaha YZF-R3	35.658	17.745	30.111	25.484	1'48.998 1'48.998	5	
7	91 M. VANNUCCI	ITA	Yamaha YZF-R3	35.455 +0.119	17.724 +0.042	30.129	25.714	1'49.022 1'49.183	6	0.161
8	38 D. SALVADOR	ESP	Kawasaki Ninja 400	35.183	17.878 +0.278	29.950 +0.226	26.057 +0.094	1'49.068 1'49.666	11	0.598
9	26 M. GENNAI	ITA	Kawasaki Ninja 400	35.284 +0.449	17.904 +0.032	30.121	25.777	1'49.086 1'49.567	10	0.481
10	79 T. ALONSO	POR	Kawasaki Ninja 400	35.605 +0.113	17.693 +0.114	29.990 +0.231	25.807	1'49.095 1'49.553	9	0.458
11	50 C. THOMPSON	AUS	Kawasaki Ninja 400	35.555	17.725	30.271	25.590 +0.282	1'49.141 1'49.423	7	0.282
12	27 F. MULYA	INA	Yamaha YZF-R3	35.424 +0.120	17.587 +0.396	30.287	25.860 +0.249	1'49.158 1'49.923	17	0.765
13	88 D. MOGEDA	ESP	Kawasaki Ninja 400	35.519 +0.135	17.848 +0.236	30.288 +0.098	25.644 +0.134	1'49.299 1'49.902	16	0.603
14	53 P. SVOBODA	CZE	Kawasaki Ninja 400	35.473	17.962 +0.024	30.113 +0.495	25.782	1'49.330 1'49.849	14	0.519
15	62 K. FONTAINHA	BRA	Yamaha YZF-R3	35.716 +0.351	17.842	30.321	25.537	1'49.416 1'49.767	13	0.351
16	23 E. BARTOLINI	ITA	Yamaha YZF-R3	35.433 +0.007	18.011 +0.154	30.249	25.834	1'49.527 1'49.688	12	0.161
17	77 J. OSUNA	ESP	Kawasaki Ninja 400	35.406 +0.228	18.008 +0.024	30.188 +0.014	25.995	1'49.597 1'49.863	15	0.266
18	9 E. ERCOLANI	ITA	Kawasaki Ninja 400	35.684 +0.408	17.955	30.332 +0.302	25.860	1'49.831 1'50.541	23	0.710
19	69 A. DI PERSIO	ITA	Yamaha YZF-R3	35.854	17.831 +0.180	30.224 +0.216	25.951	1'49.860 1'50.256	20	0.396
20	11 F. NOVOTNY	CZE	Kawasaki Ninja 400	35.781	17.918	30.351 +0.048	26.022 +0.405	1'50.072 1'50.525	22	0.453
21	87 C. SWAIN	AUS	Yamaha YZF-R3	35.876	17.770	30.455	26.055 +0.485	1'50.156 1'50.641	25	0.485
22	13 R. FERNANDEZ	ESP	Kawasaki Ninja 400	35.821 +0.029	17.823 +0.012	30.293	26.235 +0.038	1'50.172 1'50.251	19	0.079
23	85 K. SABATUCCI	ITA	Kawasaki Ninja 400	35.752	17.885 +0.017	30.531 +0.092	26.004	1'50.172 1'50.281	21	0.109
24	96 M. VICH	ESP	Yamaha YZF-R3	35.757	17.830	30.512	26.099	1'50.198 1'50.198	18	
25	16 U. HIDALGO	ESP	Kawasaki Ninja 400	35.707 +0.185	18.246 +0.177	30.371	25.875	1'50.199 1'50.561	24	0.362
26	39 J. RISUENO	ESP	Yamaha YZF-R3	35.816 +0.273	17.930	30.491	26.234 +0.054	1'50.471 1'50.798	26	0.327
27	36 F. TOREQOTTULLAH	INA	Yamaha YZF-R3	35.744	18.041	30.581 +0.177	26.204 +0.180	1'50.570 1'50.927	28	0.357
28	4 E. CAZZANIGA	ITA	Yamaha YZF-R3	35.722	18.225 +0.087	30.606	26.236	1'50.789 1'50.876	27	0.087
29	58 V. FOLGER	GER	Yamaha YZF-R3	36.107	18.499	31.092 +0.166	26.392	1'52.090 1'52.256	29	0.166
30	29 G. ZANNINI	ITA	Kawasaki Ninja 400	36.623	18.341 +0.217	30.983 +0.330	26.608	1'52.555 1'53.102	30	0.547
Overall Ideal Time				35.108	17.587	29.925	25.462	1'48.082		

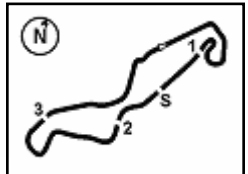
12/04/2025

These data/results cannot be reproduced, stored and/or transmitted in whole or in part by any manner of electronic, mechanical, photocopying, recording, broadcasting or otherwise now known or herein after developed without the previous express consent by the copyright owner, except for reproduction in daily press and regular printed publications on sale to the public within 60 days of the event related to those data/results and always provided that copyright symbol appears together as follows below.

© DORNA WSBK ORGANIZATION Srl 2025

FICR PERUGIA TIMING





Pirelli Dutch Round, 11-13 April 2025 Chronological Analysis Warm Up 1

1° 6 J. BUIS [1'48.566]								8° 48 J. GARCIA [1'49.485]							
Lap	Seg1	Seg2	Seg3	Seg4	Lap Time	km/h	Local Time	Lap	Seg1	Seg2	Seg3	Seg4	Lap Time	km/h	Local Time
1	35.529	17.869	30.467	25.834	1'49.958	186,5	9:51'48.384	1	35.995	18.389	30.928	26.237	1'52.042	180,3	9:54'16.607
2	35.343	17.873	30.755	25.805	1'48.820	187,2	9:55'27.162	2	35.781	18.199	30.529	27.849	1'52.358C	181,2	9:56'08.965
3	35.335	17.744	29.925	25.562	1'48.566	187,5	9:57'15.728	3	35.343	17.765	30.693	25.923	1'49.724C	191,8	9:57'58.689
4	35.157	17.771	30.160	25.681	1'48.769	187,8	9:59'04.497	4	35.505	18.050	30.075	25.855	1'49.485	185,6	9:59'48.174
5	35.108	17.956	30.208	25.687	1'48.959	187,5	10:00'53.456	5	36.155	18.180	30.540	25.587	1'50.462	185,2	10:01'38.636

2° 7 B. FERNANDEZ [1'48.627]								9° 79 T. ALONSO [1'49.553]							
Lap	Seg1	Seg2	Seg3	Seg4	Lap Time	km/h	Local Time	Lap	Seg1	Seg2	Seg3	Seg4	Lap Time	km/h	Local Time
1	36.306	18.133	31.050	26.700	1'51.240	184,6	9:52'34.901	1	36.361	18.244	31.818	26.985	1'52.693	181,8	9:52'30.359
2	35.821	17.864	30.327	25.734	1'49.744	187,5	9:56'15.885	2	35.605	17.969	29.990	26.155	1'49.719	187,2	9:56'12.771
3	35.232	17.620	30.101	25.674	1'48.627	190,5	9:58'04.512	3	35.718	17.807	30.221	25.807	1'49.553	191,2	9:58'02.324
4	35.366	17.842	30.345	25.790	1'49.343	187,2	9:59'53.855	4	36.059	17.693	30.234	26.222	1'50.208	192,2	9:59'52.532
5	35.377	17.910	30.034	25.921	1'49.242C	187,5	10:01'43.097	5	35.656	18.109	30.577	26.159	1'50.501C	187,2	10:01'43.033

3° 12 H. MAIER [1'48.844]								10° 26 M. GENNAI [1'49.567]							
Lap	Seg1	Seg2	Seg3	Seg4	Lap Time	km/h	Local Time	Lap	Seg1	Seg2	Seg3	Seg4	Lap Time	km/h	Local Time
1	35.689	18.420	31.304	26.429	1'50.157	192,5	9:54'21.581	1	36.965	18.303	31.084	26.551	1'54.457	187,5	9:54'23.531
2	39.475	18.102	30.494	25.955	1'54.026	185,9	9:56'15.607	2	35.733	17.936	30.121	25.777	1'49.567	189,8	9:56'13.098
3	35.385	17.851	30.146	25.462	1'48.844	186,9	9:58'04.451	3	35.565	17.904	30.300	25.899	1'49.668	191,5	9:58'02.766
4	35.761	17.877	30.269	25.602	1'49.509	188,5	9:59'53.960	4	35.752	17.950	30.202	25.990	1'49.894	193,5	9:59'52.660
5	36.023	18.396	31.063	26.337	1'51.819C	181,2	10:01'45.779	5	35.284	18.264	30.457	26.105	1'50.110C	182,7	10:01'42.770

4° 47 A. TORRES [1'48.864]								11° 38 D. SALVADOR [1'49.666]							
Lap	Seg1	Seg2	Seg3	Seg4	Lap Time	km/h	Local Time	Lap	Seg1	Seg2	Seg3	Seg4	Lap Time	km/h	Local Time
1	35.546	18.144	30.925	26.019	C	184,9	9:52'26.344	1	35.461	17.878	29.950	26.703	1'49.992	187,2	9:54'22.838
2	35.513	17.706	30.017	25.628	1'48.864	189,5	9:56'05.982	2	35.183	18.156	30.176	26.151	1'49.666	182,7	9:56'12.504
3	35.285	18.028	30.204	25.897	1'49.414	189,5	9:57'55.396	3	35.340	18.226	30.219	26.057	1'49.842	183,7	9:58'02.346
4	36.924	18.316	30.860	27.009	1'53.109	187,2	9:59'48.505								
5	36.308	18.182	30.129	25.664	1'50.283	186,5	10:01'38.788								

5° 43 M. GAGGI [1'48.998]								12° 23 E. BARTOLINI [1'49.688]							
Lap	Seg1	Seg2	Seg3	Seg4	Lap Time	km/h	Local Time	Lap	Seg1	Seg2	Seg3	Seg4	Lap Time	km/h	Local Time
1	36.405	18.214	30.838	26.309	1'51.766	188,8	9:54'07.897	1	35.786	18.601	32.178	26.978	1'53.365	182,7	9:54'23.116
2	42.157	18.636	30.801	28.090	1'59.684	183,4	9:56'07.581	2	35.440	18.165	30.249	25.834	1'49.688	184,0	9:56'12.804
3	35.798	18.066	31.149	26.393	1'51.406	186,2	9:57'58.987	3	35.500	18.062	30.410	25.906	1'49.878	184,6	9:58'02.682
4	35.658	17.745	30.111	25.484	1'48.998	190,5	9:59'47.985	4	35.433	18.092	30.314	26.261	1'50.100	183,4	9:59'52.782
5	36.592	18.420	30.943	26.597	2'02.552P	184,3	10:01'50.537	5	35.591	18.011	30.604	25.862	1'50.068C	187,5	10:01'42.850

6° 91 M. VANNUCCI [1'49.183]								13° 62 K. FONTAINHA [1'49.767]							
Lap	Seg1	Seg2	Seg3	Seg4	Lap Time	km/h	Local Time	Lap	Seg1	Seg2	Seg3	Seg4	Lap Time	km/h	Local Time
1	35.872	18.578	32.582	27.087	1'52.615	179,1	9:54'17.370	1	35.971	18.312	31.512	27.228	1'52.656	181,2	9:54'23.389
2	35.574	17.766	30.129	25.714	1'49.183	188,8	9:56'06.553	2	35.788	18.405	30.962	27.318	1'50.359	185,2	9:56'13.748
3	35.455	17.802	30.856	26.483	1'50.596	193,2	9:57'57.149	3	35.732	18.177	30.528	26.340	1'50.777	182,7	9:58'04.525
4	35.561	17.724	30.285	26.156	1'49.726	188,2	9:59'46.875	4	36.067	17.842	30.321	25.537	1'49.767	187,5	9:59'54.292
5	35.548	18.431	30.549	26.738	1'51.266	186,2	10:01'38.141	5	35.716	18.213	31.135	26.591	1'51.655C	184,9	10:01'45.947

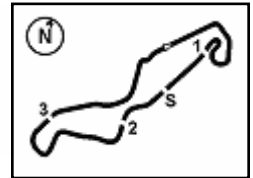
7° 50 C. THOMPSON [1'49.423]								14° 53 P. SVOBODA [1'49.849]							
Lap	Seg1	Seg2	Seg3	Seg4	Lap Time	km/h	Local Time	Lap	Seg1	Seg2	Seg3	Seg4	Lap Time	km/h	Local Time
1	35.989	19.159	31.664	26.303	1'50.812	184,3	9:52'19.224	1	35.623	18.423	31.709	26.547	1'50.270	184,3	9:52'26.789
2	35.576	17.922	30.624	26.346	1'50.468	187,5	9:56'00.536	2	35.737	17.962	30.275	25.941	1'49.915	184,0	9:56'06.690
3	40.534	18.597	32.901	26.322	1'58.354	184,9	9:57'58.858	3	35.473	17.986	30.608	25.782	1'49.849	189,8	9:57'56.539
4	35.555	17.725	30.271	25.872	1'49.423	191,8	9:59'48.281	4	35.657	18.116	30.340	26.157	1'50.270	184,3	9:59'46.809
5	35.772	18.319	30.340	25.590	1'50.021	182,7	10:01'38.302	5	36.024	18.157	30.728	26.010	1'50.919	187,8	10:01'37.728

12/04/2025 P = Pits In/Out - C = Lap Time Cancelled

These data/results cannot be reproduced, stored and/or transmitted in whole or in part by any manner of electronic, mechanical, photocopying, recording, broadcasting or otherwise now known or herein after developed without the previous express consent by the copyright owner, except for reproduction in daily press and regular printed publications on sale to the public within 60 days of the event related to those data/results and always provided that copyright symbol appears together as follows below.

© DORNA WSBK ORGANIZATION Srl 2025





Pirelli Dutch Round, 11-13 April 2025
Chronological Analysis Warm Up 1

15° 77 J. OSUNA [1'49.863]								22° 11 F. NOVOTNY [1'50.525]							
Lap	Seg.1	Seg.2	Seg.3	Seg.4	Lap Time	km/h	Local Time	Lap	Seg.1	Seg.2	Seg.3	Seg.4	Lap Time	km/h	Local Time
1	35.910	18.116	31.011	27.592	1'52.629	190,5	9:54'22.706	1	36.024	18.220	30.880	26.022	1'51.146	185,2	9:54'10.662
2	35.634	18.032	30.202	25.995	1'49.863	187,5	9:56'12.569	2	35.982	18.244	30.351	26.147	1'50.724	182,7	9:56'01.386
3	35.465	18.046	30.281	26.168	1'49.960	188,2	9:58'02.529	3	39.772	18.494	31.044	26.033	1'55.343	183,7	9:57'56.729
4	35.639	18.396	30.188	26.413	1'50.636	184,9	9:59'53.165	4	35.781	17.918	30.399	26.427	1'50.525	190,5	9:59'47.254
5	35.406	18.008	30.467	26.331	1'50.212C	192,5	10:01'43.377								

16° 88 D. MOGEDA [1'49.902]								23° 9 E. ERCOLANI [1'50.541]							
Lap	Seg.1	Seg.2	Seg.3	Seg.4	Lap Time	km/h	Local Time	Lap	Seg.1	Seg.2	Seg.3	Seg.4	Lap Time	km/h	Local Time
1	35.553	18.010	30.708	26.266	1'50.537	188,2	9:54'21.071	1	36.092	19.223	31.436	26.432	180,3	9:52'19.597	
2	41.032	17.858	30.389	25.644	1'54.923	190,5	9:56'15.994	2	35.684	17.957	30.634	25.860	1'50.541	189,5	9:54'10.138
3	35.917	17.848	30.542	25.892	1'50.199	186,9	9:58'06.193	3	39.562	19.106	30.332	25.949	1'54.949	175,9	9:57'55.647
4	35.654	18.084	30.386	25.778	1'49.902	184,0	9:59'56.095	4	35.736	18.426	30.436	26.330	1'50.928	180,9	9:59'46.575
5	35.519	17.979	30.288	25.635	1'49.421C	185,2	10:01'45.516	5	35.687	18.516	30.552	26.239	1'50.994C	182,7	10:01'37.569

17° 27 F. MULYA [1'49.923]								24° 16 U. HIDALGO [1'50.561]							
Lap	Seg.1	Seg.2	Seg.3	Seg.4	Lap Time	km/h	Local Time	Lap	Seg.1	Seg.2	Seg.3	Seg.4	Lap Time	km/h	Local Time
1	36.410	18.468	31.749	27.368	1'53.995	182,7	9:54'22.346	1	36.927	22.029	44.719	29.799	156,7	9:52'15.372	
2	37.734	18.057	30.693	26.021	1'52.505	191,5	9:56'14.851	2	41.047	19.087	30.551	26.414	1'57.099	173,9	9:56'05.312
3	35.544	17.983	30.287	26.109	1'49.923	186,9	9:58'04.774	3	35.892	18.423	30.371	25.875	1'50.561	180,6	9:57'55.873
4	35.540	17.587	31.559	25.860	1'50.546	188,8	9:59'55.320	4	35.707	18.336	30.389	26.398	1'50.830	184,0	9:59'46.703
5	35.424	18.004	30.721	25.990	1'50.139C	189,5	10:01'45.459	5	35.915	18.246	30.735	26.212	1'51.108	187,2	10:01'37.811

18° 96 M. VICH [1'50.198]								25° 87 C. SWAIN [1'50.641]							
Lap	Seg.1	Seg.2	Seg.3	Seg.4	Lap Time	km/h	Local Time	Lap	Seg.1	Seg.2	Seg.3	Seg.4	Lap Time	km/h	Local Time
1	35.953	18.335	30.676	26.466	1'51.430	184,6	9:53'43.793	1	35.945	18.235	31.102	26.739	187,2	9:51'52.673	
2	36.112	18.138	30.633	26.733	1'51.616	187,2	9:55'35.409	2	36.007	18.523	30.782	27.019	1'52.331	178,2	9:55'36.037
3	35.772	18.289	30.577	26.245	1'50.883	184,0	9:57'26.292	3	35.876	17.770	30.455	26.540	1'50.641	191,2	9:57'26.678
4	36.541	18.139	30.944	26.139	1'51.763	183,7	9:59'18.055	4	36.263	17.852	30.502	26.055	1'50.672	187,5	9:59'17.350
5	35.757	17.830	30.512	26.099	1'50.198	188,5	10:01'08.253	5	36.228	17.941	30.524	26.158	1'50.851	186,5	10:01'08.201

19° 13 R. FERNANDEZ [1'50.251]								26° 39 J. RISUENO [1'50.798]							
Lap	Seg.1	Seg.2	Seg.3	Seg.4	Lap Time	km/h	Local Time	Lap	Seg.1	Seg.2	Seg.3	Seg.4	Lap Time	km/h	Local Time
1	36.754	18.126	31.092	26.560	1'52.532	185,2	9:54'11.093	1	35.958	18.170	31.104	26.417	185,9	9:51'53.178	
2	35.821	17.823	30.447	26.235	1'50.326	188,8	9:56'01.419	2	36.117	18.159	30.633	26.482	1'51.391	188,2	9:55'35.567
3	40.121	18.271	31.222	26.079	1'55.693C	190,1	9:57'57.112	3	36.089	17.930	30.491	26.288	1'50.798	185,9	9:57'26.365
4	35.850	17.835	30.293	26.273	1'50.251	192,2	9:59'47.363	4	36.054	18.188	30.552	26.234	1'51.028	182,7	9:59'17.393
								5	35.816	18.123	30.620	26.389	1'50.948	183,7	10:01'08.341

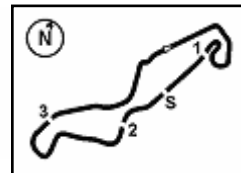
20° 69 A. DI PERSIO [1'50.256]								27° 4 E. CAZZANIGA [1'50.876]							
Lap	Seg.1	Seg.2	Seg.3	Seg.4	Lap Time	km/h	Local Time	Lap	Seg.1	Seg.2	Seg.3	Seg.4	Lap Time	km/h	Local Time
1	35.854	18.399	31.811	26.504	183,1	9:51'53.843	1	37.109	19.485	32.672	27.989	173,9	9:52'15.105		
2	36.042	18.011	30.440	25.951	1'50.256	185,6	9:53'44.099	2	36.464	18.896	31.009	26.517	1'53.531	178,2	9:54'08.636
3	36.289	18.197	30.422	26.591	1'51.252	185,2	9:55'35.351	3	36.464	18.954	30.839	26.846	1'53.103	177,0	9:56'01.739
4	36.143	18.342	30.481	26.415	1'51.527	185,2	9:57'26.878	4	40.085	18.715	32.249	26.589	1'57.638	185,2	9:57'59.377
5	36.295	18.126	30.224	26.238	1'50.731	184,0	9:59'17.609	5	35.856	18.225	30.759	26.365	1'51.205	186,2	9:59'50.582
		17.831	30.702	26.332	1'51.160	185,6	10:01'08.769		35.722	18.312	30.606	26.236	1'50.876	186,5	10:01'41.458

21° 85 K. SABATUCCI [1'50.281]								28° 36 F. TOREQOTTULLAH [1'50.927]							
Lap	Seg.1	Seg.2	Seg.3	Seg.4	Lap Time	km/h	Local Time	Lap	Seg.1	Seg.2	Seg.3	Seg.4	Lap Time	km/h	Local Time
1	36.140	18.195	31.068	26.590	1'51.993	188,5	9:54'16.719	1	36.987	24.523	36.542	28.358	123,0	9:52'28.918	
2	36.426	17.885	30.531	26.487	1'51.329	191,8	9:56'08.048	2	36.084	18.557	31.353	27.964	1'54.861	186,2	9:54'23.779
3	35.822	18.199	30.843	27.135	1'51.999	184,6	9:58'00.047	3	36.335	18.144	30.831	26.411	1'51.470	188,2	9:56'15.249
4	35.752	17.902	30.623	26.004	1'50.281	191,5	9:59'50.328	4	35.744	18.041	30.758	26.384	1'50.927	188,2	9:59'57.529
5	35.795	18.288	30.784	26.025	1'50.892	184,3	10:01'41.220	5	36.030	18.778	32.491	31.142	1'58.441C	181,8	10:01'55.970

12/04/2025 P = Pits In/Out - C = Lap Time Cancelled

These data/results cannot be reproduced, stored and/or transmitted in whole or in part by any manner of electronic, mechanical, photocopying, recording, broadcasting or otherwise now known or herein after developed without the previous express consent by the copyright owner, except for reproduction in daily press and regular printed publications on sale to the public within 60 days of the event related to those data/results and always provided that copyright symbol appears together as follows below.

© DORNA WSBK ORGANIZATION Srl 2025



Pirelli Dutch Round, 11-13 April 2025
Chronological Analysis Warm Up 1

29° 58 V. FOLGER [1'52.256]							
Lap	Seg.1	Seg.2	Seg.3	Seg.4	Lap Time	km/h	Local Time
		18.564	31.575	27.264		184,6	9:51'56.645
1	38.806	33.457	31.643	27.269	2'11.175	71,3	9:54'07.820
2	37.080	18.649	31.092	26.464	1'53.285	180,9	9:56'01.105
3	36.791	23.366	31.546	26.717	1'58.420	125,0	9:57'59.525
4	36.107	18.499	31.258	26.392	1'52.256	188,2	9:59'51.781
5	1'11.791	19.674	32.271	27.704	2'31.440C	179,7	10:02'23.221

30° 29 G. ZANNINI [1'53.102]							
Lap	Seg.1	Seg.2	Seg.3	Seg.4	Lap Time	km/h	Local Time
		19.419	32.925	28.355		176,8	9:52'16.094
1	37.109	18.738	31.683	27.476	1'55.006	181,5	9:54'11.100
2	36.694	18.693	31.680	26.999	1'54.066	182,1	9:56'05.166
3	38.931	18.341	30.983	26.642	1'54.897	184,3	9:58'00.063
4	36.623	18.558	31.313	26.608	1'53.102	182,1	9:59'53.165
5	36.899	18.720	31.779	26.542	1'53.940C	182,7	10:01'47.105

12/04/2025 P = Pits In/Out - C = Lap Time Cancelled

These data/results cannot be reproduced, stored and/or transmitted in whole or in part by any manner of electronic, mechanical, photocopying, recording, broadcasting or otherwise now known or herein after developed without the previous express consent by the copyright owner, except for reproduction in daily press and regular printed publications on sale to the public within 60 days of the event related to those data/results and always provided that copyright symbol appears together as follows below.

© DORNA WSBK ORGANIZATION Srl 2025

Pirelli Dutch Round, 11-13 April 2025
Best Laps & Speeds

1 / 2

No.	Rider Bike	Nat	Best Lap		FP		SP		WUP1								
			LL	SPD	LL	SPD	LL	SPD	LL	SPD							
1	6 J. BUIS KTM RC 390 R	NED	1'47.875 30 194,9		1'47.875 13 189,5		1'48.651 12 194,9		1'48.566 5 187,8								
2	48 J. GARCIA Kawasaki Ninja 400	ESP	1'47.913 24 193,5		1'47.913 10 193,5		1'48.112 9 191,2		1'49.485 5 191,8								
3	38 D. SALVADOR Kawasaki Ninja 400	ESP	1'48.165 28 193,5		1'48.165 13 191,2		1'48.476 12 193,5		1'49.666 3 187,2								
4	7 B. FERNANDEZ Kove 321 RR-S	ESP	1'48.627 29 193,9		1'50.091 12 184,9		1'48.801 12 193,9		1'48.627 5 190,5								
5	50 C. THOMPSON Kawasaki Ninja 400	AUS	1'48.725 27 192,2		1'49.453 11 189,5		1'48.725 11 192,2		1'49.423 5 191,8								
6	12 H. MAIER Yamaha YZF-R3	BRA	1'48.844 30 197,1		1'48.884 13 191,5		1'48.942 12 197,1		1'48.844 5 192,5								
7	47 A. TORRES Kawasaki Ninja 400	ESP	1'48.864 29 193,9		1'49.410 13 190,5		1'49.381 11 193,9		1'48.864 5 189,5								
8	43 M. GAGGI Yamaha YZF-R3	ITA	1'48.998 28 190,5		1'49.963 11 190,5		1'49.188 12 189,1		1'48.998 5 190,5								
9	53 P. SVOBODA Kawasaki Ninja 400	CZE	1'49.060 27 189,8		1'49.060 11 188,8		1'49.423 11 189,5		1'49.849 5 189,8								
10	26 M. GENNAI Kawasaki Ninja 400	ITA	1'49.071 26 193,5		1'49.162 10 188,8		1'49.071 11 193,2		1'49.567 5 193,5								
11	91 M. VANNUCCI Yamaha YZF-R3	ITA	1'49.183 28 193,2		1'49.834 11 185,9		1'49.466 12 189,5		1'49.183 5 193,2								
12	62 K. FONTAINHA Yamaha YZF-R3	BRA	1'49.249 30 187,5		1'49.815 13 187,5		1'49.249 12 187,2		1'49.767 5 187,5								
13	27 F. MULYA Yamaha YZF-R3	INA	1'49.277 27 192,2		1'49.710 10 191,8		1'49.277 12 192,2		1'49.923 5 191,5								
14	88 D. MOGEDA Kawasaki Ninja 400	ESP	1'49.350 30 190,5		1'49.497 13 184,6		1'49.350 12 188,5		1'49.902 5 190,5								
15	23 E. BARTOLINI Yamaha YZF-R3	ITA	1'49.457 28 187,5		1'49.457 11 184,6		1'49.550 12 184,6		1'49.688 5 187,5								
16	96 M. VICH Yamaha YZF-R3	ESP	1'49.506 30 190,1		1'49.614 13 186,9		1'49.506 12 190,1		1'50.198 5 188,5								
17	79 T. ALONSO Kawasaki Ninja 400	POR	1'49.553 29 192,2		1'50.608 12 183,1		1'50.048 12 191,2		1'49.553 5 192,2								
18	85 K. SABATUCCI Kawasaki Ninja 400	ITA	1'49.571 27 191,8		1'50.297 10 188,8		1'49.571 12 191,8		1'50.281 5 191,8								
19	77 J. OSUNA Kawasaki Ninja 400	ESP	1'49.629 29 192,5		1'50.294 12 189,1		1'49.629 12 189,8		1'49.863 5 192,5								
20	9 E. ERCOLANI Kawasaki Ninja 400	ITA	1'49.688 30 193,2		1'49.688 13 189,5		1'49.970 12 193,2		1'50.541 5 190,1								
21	87 C. SWAIN Yamaha YZF-R3	AUS	1'49.726 26 191,2		1'51.265 9 186,9		1'49.726 12 191,2		1'50.641 5 191,2								
22	13 R. FERNANDEZ Kawasaki Ninja 400	ESP	1'49.806 27 192,2		1'51.332 11 192,2		1'49.806 12 189,5		1'50.251 4 192,2								
23	39 J. RISUENO Yamaha YZF-R3	ESP	1'49.915 29 190,8		1'49.936 13 188,5		1'49.915 11 190,8		1'50.798 5 188,2								
24	11 F. NOVOTNY Kawasaki Ninja 400	CZE	1'50.027 26 190,5		1'50.027 10 189,5		1'50.184 12 189,5		1'50.525 4 190,5								
25	69 A. DI PERSIO Yamaha YZF-R3	ITA	1'50.189 27 189,1		1'50.820 11 186,5		1'50.189 11 189,1		1'50.256 5 185,6								

12/04/2025

These data/results cannot be reproduced, stored and/or transmitted in whole or in part by any manner of electronic, mechanical, photocopying, recording, broadcasting or otherwise now known or herein after developed without the previous express consent by the copyright owner, except for reproduction in daily press and regular printed publications on sale to the public within 60 days of the event related to those data/results and always provided that copyright symbol appears together as follows below.

© DORNA WSBK ORGANIZATION Srl 2025

FICR PERUGIA TIMING



Pirelli Dutch Round, 11-13 April 2025
Best Laps & Speeds

2 / 2

No.	Rider Bike	Nat	Best Lap		FP		SP		WUP1							
			LL	SPD	LL	SPD	LL	SPD	LL	SPD						
26	16 U. HIDALGO Kawasaki Ninja 400	ESP	1'50.205 25	188,5	1'51.262 8	181,8	1'50.205 12	188,5	1'50.561 5	187,2						
27	4 E. CAZZANIGA Yamaha YZF-R3	ITA	1'50.225 30	187,2	1'50.225 13	186,2	1'50.596 12	187,2	1'50.876 5	186,5						
28	36 F. TOREQOTTULLAH Yamaha YZF-R3	INA	1'50.490 26	192,5	1'50.657 10	187,8	1'50.490 11	192,5	1'50.927 5	188,2						
29	29 G. ZANNINI Kawasaki Ninja 400	ITA	1'51.149 20	185,6	1'51.149 12	185,6	1'53.171 3	177,3	1'53.102 5	184,3						
30	58 V. FOLGER Yamaha YZF-R3	GER	1'52.256 27	188,2	1'52.398 11	184,3	1'52.702 11	180,0	1'52.256 5	188,2						

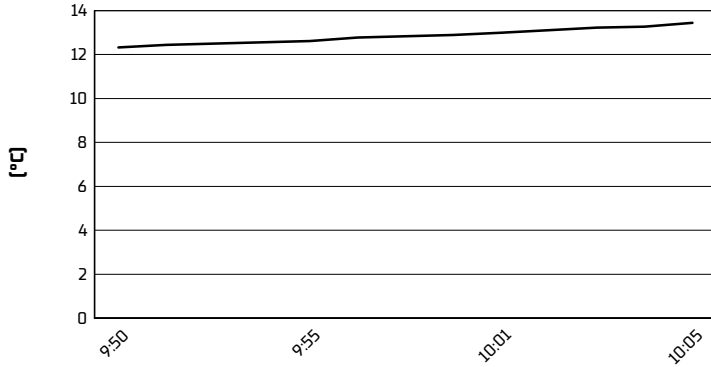
12/04/2025

These data/results cannot be reproduced, stored and/or transmitted in whole or in part by any manner of electronic, mechanical, photocopying, recording, broadcasting or otherwise now known or herein after developed without the previous express consent by the copyright owner, except for reproduction in daily press and regular printed publications on sale to the public within 60 days of the event related to those data/results and always provided that copyright symbol appears together as follows below.

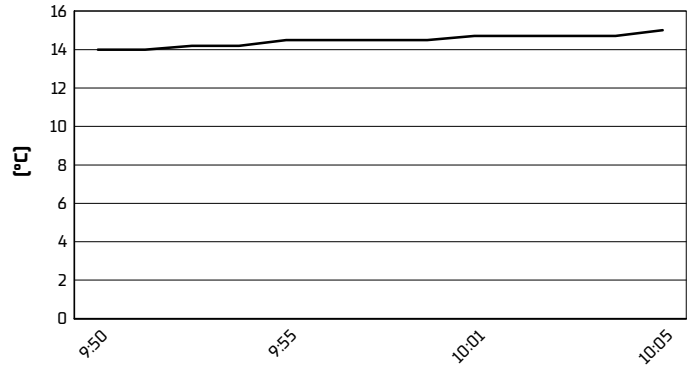
© DORNA WSBK ORGANIZATION Srl 2025

Pirelli Dutch Round, 11-13 April 2025
Weather Report Warm Up 1
Session started 09:50 - Session ended 10:05

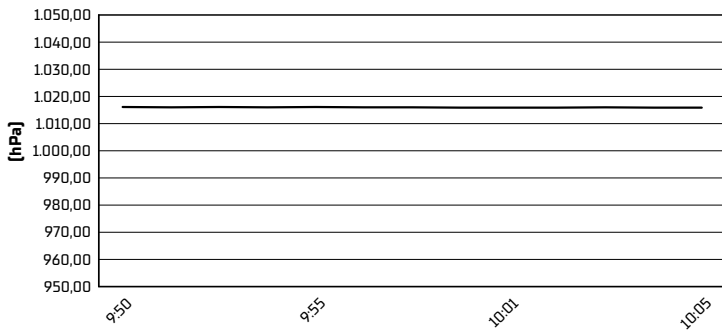
Air Temperature



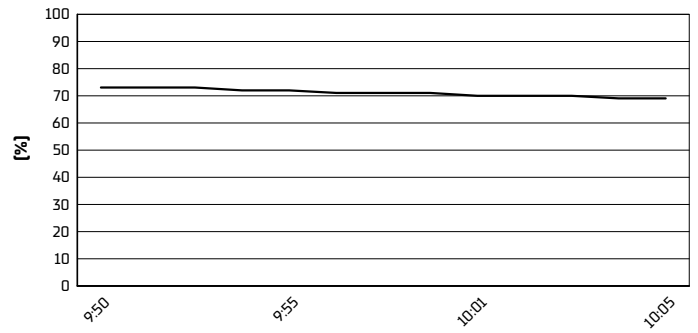
Track Temperature



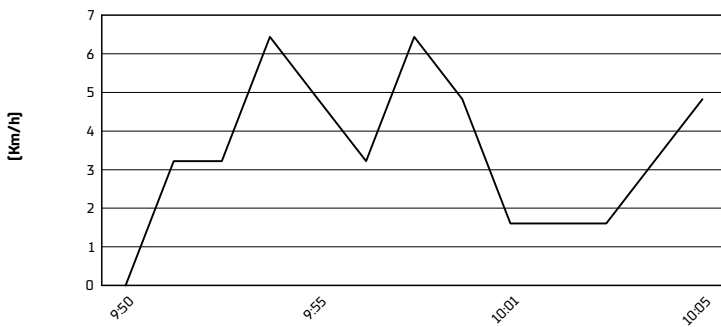
Air Pressure



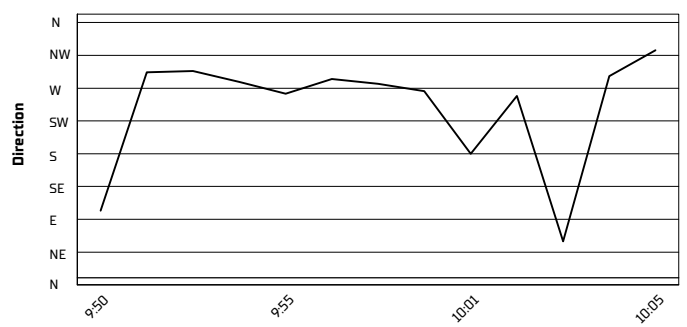
Humidity



Wind Speed



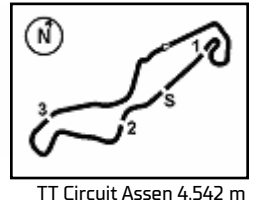
Wind Direction



12/04/2025

These data/results cannot be reproduced, stored and/or transmitted in whole or in part by any manner of electronic, mechanical, photocopying, recording, broadcasting or otherwise now known or herein after developed without the previous express consent by the copyright owner, except for reproduction in daily press and regular printed publications on sale to the public within 60 days of the event related to those data/results and always provided that copyright symbol appears together as follows below.

© DORNA WSBK ORGANIZATION Srl 2025



Pirelli Dutch Round, 11-13 April 2025
Starting Grid - Race 1 (12 Laps x 4,542 km = 54,504 km)

1	1	48 GARCIA J. Kawasaki 1'48.112	2	38 SALVADOR D. Kawasaki 1'48.476	3	6 BUIS J. KTM 1'48.651
2	4	50 THOMPSON C. Kawasaki 1'48.725	5	7 FERNANDEZ B. Kove 1'48.801	6	12 MAIER H. Yamaha 1'48.942
3	7	26 GENNAI M. Kawasaki 1'49.071	8	43 GAGGI M. Yamaha 1'49.188	9	27 MULYA F. Yamaha 1'49.277
4	10	88 MOGEDA D. Kawasaki 1'49.350	11	47 TORRES A. Kawasaki 1'49.381	12	53 SVOBODA P. Kawasaki 1'49.423
5	13	91 VANNUCCI M. Yamaha 1'49.466	14	96 VICH M. Yamaha 1'49.506	15	23 BARTOLINI E. Yamaha 1'49.550
6	16	85 SABATUCCI K. Kawasaki 1'49.571	17	77 OSUNA J. Kawasaki 1'49.629	18	87 SWAIN C. Yamaha 1'49.726
7	19	13 FERNANDEZ R. Kawasaki 1'49.806	20	39 RISUENO J. Yamaha 1'49.915	21	9 ERCOLANI E. Kawasaki 1'49.970
8	22	79 ALONSO T. Kawasaki 1'50.048	23	11 NOVOTNY F. Kawasaki 1'50.184	24	69 DI PERSIO A. Yamaha 1'50.189
9	25	16 HIDALGO U. Kawasaki 1'50.205	26 *	36 TOREQOTTULLAH F. Yamaha 1'50.490	27	4 CAZZANIGA E. Yamaha 1'50.596
10	28	58 FOLGER V. Yamaha 1'52.702	29	29 ZANNINI G. Kawasaki 1'53.171	30 *	62 FONTAINHA K. Yamaha 1'49.249

N.36 [Toreqottullah F.] has been penalized with a 2X LLP - Causing a crash during Portimao Race 2
N.62 [Fontaina K.] has been demoted to the back of the grid - 5 or more slow sectors

12/04/2025 The Race Director

* = Penalized

These data/results cannot be reproduced, stored and/or transmitted in whole or in part by any manner of electronic, mechanical, photocopying, recording, broadcasting or otherwise now known or herein after developed without the previous express consent by the copyright owner, except for reproduction in daily press and regular printed publications on sale to the public within 60 days of the event related to those data/results and always provided that copyright symbol appears together as follows below. © DORNA WSBK ORGANIZATION Srl 2025