

Portimao 4.592 m

Portuguese Round, 28-30 March 2025

Chronological Analysis Race 1

Start at 14:00'42.104

1 / 4

1° 1.T. RAZGATLIOGLU [1'40.351]							
Lap	Seg1	Seg2	Seg3	Seg4	Lap Time	km/h	Local Time
1		29.994	21.293	17.551	1'43.209	170,6	14:02'25.313
2	31.784	29.855	21.056	17.692	1'40.387	311,4	14:04'05.700
3	31.662	29.976	21.065	17.678	1'40.381	313,2	14:05'46.081
4	31.523	30.081	21.040	17.707	1'40.351	316,8	14:07'26.432
5	31.468	30.136	21.081	17.807	1'40.492	315,9	14:09'06.924
6	31.876	30.025	21.075	17.769	1'40.745	314,1	14:10'47.669
7	31.817	30.028	21.212	17.817	1'40.874	315,9	14:12'28.543
8	32.054	30.005	21.200	17.855	1'41.114	307,8	14:14'09.657
9	31.882	29.975	21.170	17.874	1'40.901	312,3	14:15'50.558
10	32.041	29.995	21.117	17.818	1'40.971	301,8	14:17'31.529
11	31.684	30.012	21.130	17.772	1'40.598	314,1	14:19'12.127
12	31.639	30.079	21.131	17.854	1'40.703	314,1	14:20'52.830
13	31.819	30.066	21.193	17.742	1'40.820	310,5	14:22'33.650
14	32.101	30.038	21.158	17.885	1'41.182	302,7	14:24'14.832
15	31.619	30.138	21.158	17.773	1'40.688	315,9	14:25'55.520
16	31.886	30.097	21.229	17.751	1'40.963	313,2	14:27'36.483
17	31.643	30.124	21.258	17.900	1'40.925	321,5	14:29'17.408
18	31.751	30.112	21.306	17.959	1'41.128	314,1	14:30'58.536
19	32.257	30.242	21.385	18.047	1'41.931	301,0	14:32'40.467
20	31.793	30.220	21.334	18.022	1'41.369	314,1	14:34'21.836
Race Time 33'39.732							

17	32.236	30.061	21.209	18.150	1'41.656	307,8	14:29'24.213
18	32.073	30.050	21.333	18.111	1'41.567	306,1	14:31'05.780
19	32.217	30.085	21.525	18.119	1'41.946	307,0	14:32'47.726
20	32.208	30.126	21.442	18.189	1'41.965	306,1	14:34'29.691
Race Time 33'47.587							

2° 11.N. BULEGA [1'40.429]							
Lap	Seg1	Seg2	Seg3	Seg4	Lap Time	km/h	Local Time
1		30.178	21.172	17.594	1'41.961	181,5	14:02'24.065
2	31.713	30.032	21.042	17.642	1'40.429	313,2	14:04'04.494
3	31.747	30.068	21.166	17.655	1'40.636	315,9	14:05'45.130
4	31.773	30.122	21.168	17.651	1'40.714	315,9	14:07'25.844
5	31.754	30.085	21.109	17.884	1'40.832	315,0	14:09'06.676
6	31.879	29.971	21.153	17.738	1'40.741	315,0	14:10'47.417
7	31.838	30.075	21.556	17.688	1'41.157	315,0	14:12'28.574
8	31.841	30.057	21.519	17.700	1'41.117	308,7	14:14'09.691
9	32.147	30.051	21.164	17.652	1'41.014	314,1	14:15'50.705
10	32.113	30.062	21.180	17.718	1'41.073	319,6	14:17'31.778
11	31.713	30.092	21.147	17.622	1'40.574	306,1	14:19'12.352
12	31.600	30.191	21.184	17.703	1'40.678	306,1	14:20'53.030
13	31.819	30.113	21.232	17.595	1'40.759	310,5	14:22'33.789
14	31.607	30.046	21.163	17.846	1'40.662	317,8	14:24'14.451
15	31.727	30.153	21.169	17.786	1'40.835	314,1	14:25'55.286
16	31.876	30.128	21.234	17.848	1'41.086	315,0	14:27'36.372
17	32.116	30.130	21.244	17.817	1'41.307	315,0	14:29'17.679
18	31.816	30.134	21.322	17.712	1'40.984	309,6	14:30'58.663
19	32.347	30.311	21.319	17.887	1'41.864	314,1	14:32'40.527
20	31.970	30.176	21.342	17.888	1'41.376	297,7	14:34'21.903
Race Time 33'39.799							

4° 9.D. PETRUCCI [1'40.889]							
Lap	Seg1	Seg2	Seg3	Seg4	Lap Time	km/h	Local Time
1		30.116	21.266	17.592	1'42.838	177,1	14:02'24.942
2	32.009	30.287	21.171	17.704	1'41.171	302,7	14:04'06.113
3	31.996	30.070	21.121	17.702	1'40.889	306,1	14:05'47.002
4	32.000	30.047	21.185	17.713	1'40.945	301,8	14:07'27.947
5	31.916	30.095	21.259	17.864	1'41.134	308,7	14:09'09.081
6	31.958	30.113	21.303	17.812	1'41.186	309,6	14:10'50.267
7	31.958	30.100	21.243	17.851	1'41.152	314,1	14:12'31.419
8	31.960	30.114	21.291	17.899	1'41.264	311,4	14:14'12.683
9	31.815	30.145	21.265	17.781	1'41.006	310,5	14:15'53.689
10	31.918	30.173	21.384	17.909	1'41.384	307,0	14:17'35.073
11	31.896	30.204	21.424	17.741	1'41.265	308,7	14:19'16.338
12	31.855	30.262	21.295	17.818	1'41.230	307,0	14:20'57.568
13	31.965	30.207	21.309	17.714	1'41.195	305,2	14:22'38.763
14	31.942	30.324	21.314	17.842	1'41.422	307,0	14:24'20.185
15	32.106	30.150	21.399	17.848	1'41.503	306,1	14:26'01.688
16	31.935	30.205	21.502	17.873	1'41.515	312,3	14:27'43.203
17	32.125	30.333	21.386	17.924	1'41.768	317,8	14:29'24.971
18	31.924	30.431	21.516	17.979	1'41.850	312,3	14:31'06.821
19	32.062	30.346	21.471	17.972	1'41.851	313,2	14:32'48.672
20	32.026	30.481	21.564	18.084	1'42.155	311,4	14:34'30.827
Race Time 33'48.723							

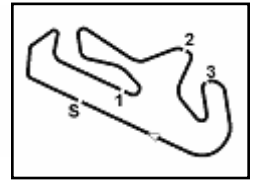
3° 55.A. LOCATELLI [1'40.685]							
Lap	Seg1	Seg2	Seg3	Seg4	Lap Time	km/h	Local Time
1		30.092	21.070	17.756	1'42.282	181,2	14:02'24.386
2	31.881	30.004	21.205	17.816	1'40.906	306,1	14:04'05.292
3	31.835	29.883	21.153	17.814	1'40.685	307,8	14:05'45.977
4	31.961	29.974	21.180	17.807	1'40.922	301,8	14:07'26.899
5	31.933	29.905	21.213	18.043	1'41.094	307,0	14:09'07.993
6	31.998	29.934	21.299	18.025	1'41.256	306,1	14:10'49.249
7	32.060	29.897	21.172	18.037	1'41.166	310,5	14:12'30.415
8	31.949	30.255	21.156	18.119	1'41.479	304,4	14:14'11.894
9	32.069	30.015	21.168	18.025	1'41.277	305,2	14:15'53.171
10	32.063	30.018	21.243	18.045	1'41.369	306,1	14:17'34.540
11	32.015	30.059	21.239	17.981	1'41.294	307,0	14:19'15.834
12	31.964	30.057	21.291	17.992	1'41.304	307,8	14:20'57.138
13	31.964	30.105	21.216	17.937	1'41.222	306,1	14:22'38.360
14	32.012	30.119	21.287	18.038	1'41.456	307,8	14:24'19.816
15	32.089	30.024	21.280	18.035	1'41.428	305,2	14:26'01.244
16	32.042	29.990	21.270	18.011	1'41.313	307,0	14:27'42.557

5° 97.X. VIERGE [1'40.753]							
Lap	Seg1	Seg2	Seg3	Seg4	Lap Time	km/h	Local Time
1		30.173	21.659	17.620	1'43.574	181,2	14:02'25.678
2	31.896	29.966	21.257	17.634	1'40.753	306,1	14:04'06.431
3	31.983	30.046	21.323	17.711	1'41.063	298,5	14:05'47.494
4	31.880	30.131	21.283	17.725	1'41.019	303,5	14:07'28.513
5	31.821	30.248	21.328	17.879	1'41.276	307,0	14:09'09.789
6	31.950	30.194	21.315	17.764	1'41.223	304,4	14:10'51.012
7	31.874	30.137	21.286	17.693	1'40.990	305,2	14:12'32.002
8	31.880	30.154	21.334	17.780	1'41.148	301,8	14:14'13.150
9	32.003	30.291	21.469	17.757	1'41.520	307,8	14:15'54.670
10	31.980	30.179	21.373	17.804	1'41.336	304,4	14:17'36.006
11	31.903	30.266	21.424	17.724	1'41.317	305,2	14:19'17.323
12	31.927	30.404	21.502	17.788	1'41.621	307,0	14:20'58.944
13	32.129	30.374	21.506	17.766	1'41.775	307,0	14:22'40.719
14	32.050	30.436	21.617	17.837	1'41.940	307,8	14:24'22.659
15	32.143	30.497	21.612	17.893	1'42.145	306,1	14:26'04.804
16	32.168	30.477	21.668	17.872	1'42.185	310,5	14:27'46.989
17	32.193	30.567	21.657	17.944	1'42.361	309,6	14:29'29.350
18	32.327	30.667	21.624	17.993	1'42.611	307,8	14:31'11.961
19	32.290	30.538	21.594	18.002	1'42.424	309,6	14:32'54.385
20	32.528	30.589	21.740	18.069	1'42.926	307,0	14:34'37.311
Race Time 33'55.207							

6° 60.M. VAN DER MARK [1'40.913]							
Lap	Seg1	Seg2	Seg3	Seg4	Lap Time	km/h	Local Time
1		30.395	21.398	17.499	1'43.960	181,2	14:02'26.064
2	31.991	30.166	21.209	17.547	1'40.913	301,0	14:04'06.977
3	31.909	30.168	21.278	17.589	1'40.944	308,7	14:05'47.921
4	31.850	30.169	21.323	17.717	1'41.059	308,7	14:07'28.980
5	31.844	30.180	21.257	17.824	1'41.105	307,8	14:09'10.085
6	32.041	30.275	21.252	17.736	1'41.304	306,1	14:10'51.389
7	32.039	30.183	21.327	17.744	1'41.293	305,2	14:12'32.682
8	31.931	30.242	21.489	17.859	1'41.521	309,6	14:14'14.203
9	32.013	30.335	21.457	17.846	1'41.651	314,1	14:15'55.854
10	32.014	30.220	21.384	17.888	1'41.506	311,4	14:17'37.360

29/03/2025 P = Pits In/Out - C = Lap Time Cancelled

These data/results cannot be reproduced, stored and/or transmitted in whole or in part by any manner of electronic, mechanical, photocopying, recording, broadcasting or otherwise now known or herein after developed without the previous express consent by the copyright owner, except for reproduction in daily press and regular printed publications on sale to the public within 60 days of the event related to those data/results and always provided that copyright symbol appears together as follows below.



Portimao 4.592 m

Portuguese Round, 28-30 March 2025
Chronological Analysis Race 1

Start at 14:00'42.104

2 / 4

11	32.093	30.517	21.438	17.827	1'41.875	314,1	14:19'19.235	5	32.194	30.297	21.404	17.894	1'41.789	309,6	14:09'14.898
12	31.977	30.527	21.599	17.819	1'41.922	310,5	14:21'01.157	6	32.131	30.214	21.390	17.927	1'41.662	305,2	14:10'56.560
13	32.118	30.408	21.464	17.809	1'41.799	310,5	14:22'42.956	7	32.135	30.317	21.390	17.895	1'41.737	304,4	14:12'38.297
14	32.099	30.533	21.566	17.906	1'42.104	310,5	14:24'25.060	8	32.122	30.268	21.408	17.821	1'41.619	299,3	14:14'19.916
15	32.066	30.453	21.519	17.922	1'41.960	308,7	14:26'07.020	9	32.064	30.307	21.367	17.776	1'41.514	292,9	14:16'01.430
16	32.051	30.491	21.499	17.962	1'42.003	312,3	14:27'49.023	10	32.038	30.401	21.485	17.791	1'41.715	301,0	14:17'43.145
17	32.078	30.530	21.746	17.959	1'42.313	311,4	14:29'31.336	11	32.151	30.408	21.466	17.729	1'41.754	293,7	14:19'24.899
18	32.191	30.475	21.780	18.006	1'42.452	312,3	14:31'13.788	12	32.232	30.432	21.414	17.728	1'41.806	293,7	14:21'06.705
19	32.238	30.606	21.629	18.162	1'42.635	311,4	14:32'56.423	13	32.100	30.202	21.392	17.724	1'41.418	293,7	14:22'48.123
20	32.350	31.059	21.782	18.052	1'43.243	307,8	14:34'39.666	14	32.077	30.250	21.337	17.863	1'41.527	302,7	14:24'29.650

Race Time 33'57.562

7° 29 A. IANNONE [1'41.347]							
Lap	Seg.1	Seg.2	Seg.3	Seg.4	Lap Time	km/h	Local Time
1		30.626	21.420	17.637	1'45.267	201,0	14:02'27.371
2	32.025	30.390	21.482	17.647	1'41.544	298,5	14:04'08.915
3	32.037	30.257	21.456	17.632	1'41.382	296,9	14:05'50.297
4	32.054	30.268	21.406	17.651	1'41.379	301,8	14:07'31.676
5	32.411	30.470	21.393	17.818	1'42.092	317,8	14:09'13.768
6	32.063	30.382	21.450	17.796	1'41.691	305,2	14:10'55.459
7	31.956	30.497	21.340	17.933	1'41.726	298,5	14:12'37.185
8	32.008	30.290	21.374	17.922	1'41.594	307,8	14:14'18.779
9	32.008	30.565	21.378	17.799	1'41.750	308,7	14:16'00.529
10	32.093	30.441	21.411	17.977	1'41.922	308,7	14:17'42.451
11	32.112	30.518	21.520	17.922	1'42.072	303,5	14:19'24.523
12	31.930	30.562	21.415	17.910	1'41.817	307,8	14:21'06.340
13	31.986	30.335	21.346	17.878	1'41.545	309,6	14:22'47.885
14	31.906	30.242	21.455	17.904	1'41.507	314,1	14:24'29.392
15	31.925	30.194	21.370	17.858	1'41.347	303,5	14:26'10.739
16	31.975	30.430	21.483	17.843	1'41.731	311,4	14:27'52.470
17	31.829	30.270	21.494	17.910	1'41.503	308,7	14:29'33.973
18	32.223	30.494	21.598	17.857	1'42.172	303,5	14:31'16.145
19	32.260	30.547	21.622	17.953	1'42.382	300,2	14:32'58.527
20	32.015	30.601	21.530	17.938	1'42.084	307,0	14:34'40.611

Race Time 33'59.286

10° 87 R. GARDNER [1'41.073]							
Lap	Seg.1	Seg.2	Seg.3	Seg.4	Lap Time	km/h	Local Time
1		30.266	21.460	17.614	1'44.224	187,2	14:02'26.328
2	32.674	30.087	21.441	17.696	1'41.898	295,3	14:04'08.226
3	32.359	30.092	21.267	17.704	1'41.422	295,3	14:05'49.648
4	31.855	30.165	21.284	17.769	1'41.073	302,7	14:07'30.721
5	31.962	30.249	21.320	17.887	1'41.418	306,1	14:09'12.139
6	31.908	30.273	21.399	17.918	1'41.498	303,5	14:10'53.637
7	31.937	30.353	21.437	17.801	1'41.528	307,0	14:12'35.165
8	32.031	30.238	21.463	17.788	1'41.520	305,2	14:14'16.685
9	32.173	30.235	21.515	17.857	1'41.780	300,2	14:15'58.465
10	31.974	30.378	21.366	17.883	1'41.601	303,5	14:17'40.066
11	31.978	30.398	21.498	17.805	1'41.679	305,2	14:19'21.745
12	31.943	30.484	21.400	17.887	1'41.714	300,2	14:21'03.459
13	31.998	30.422	21.531	17.815	1'41.766	307,8	14:22'45.225
14	31.908	30.552	21.444	17.974	1'41.878	312,3	14:24'27.103
15	32.058	30.372	21.547	17.932	1'41.909	310,5	14:26'09.012
16	32.061	30.462	21.533	17.899	1'41.955	311,4	14:27'50.967
17	32.209	30.562	21.520	17.953	1'42.244	307,8	14:29'33.211
18	32.314	30.504	21.611	18.071	1'42.500	311,4	14:31'15.711
19	32.297	30.587	21.554	18.289	1'42.727	310,5	14:32'58.438
20	32.531	31.169	21.605	17.931	1'43.236	300,2	14:34'41.674

Race Time 33'59.570

8° 77 D. AEGERTER [1'41.038]							
Lap	Seg.1	Seg.2	Seg.3	Seg.4	Lap Time	km/h	Local Time
1		30.345	21.478	17.662	1'43.937	188,1	14:02'26.041
2	32.520	30.014	21.303	17.643	1'41.480	301,0	14:04'07.521
3	32.018	29.862	21.447	17.711	1'41.038	306,1	14:05'48.559
4	32.001	30.177	21.399	17.666	1'41.243	307,8	14:07'29.802
5	32.183	30.085	21.455	17.792	1'41.515	306,1	14:09'11.317
6	32.249	30.181	21.476	17.777	1'41.683	301,8	14:10'53.000
7	32.165	30.210	21.551	17.789	1'41.715	305,2	14:12'34.715
8	32.220	30.205	21.552	17.766	1'41.743	307,0	14:14'16.458
9	32.210	30.194	21.561	17.730	1'41.695	304,4	14:15'58.153
10	32.064	30.233	21.410	17.800	1'41.507	308,7	14:17'39.660
11	32.067	30.496	21.526	17.735	1'41.824	309,6	14:19'21.484
12	31.971	30.947	21.587	17.708	1'42.213	310,5	14:21'03.697
13	32.340	30.229	21.608	17.757	1'41.934	300,2	14:22'45.631
14	32.154	30.480	21.556	17.801	1'41.991	309,6	14:24'27.622
15	32.138	30.231	21.639	17.765	1'41.773	304,4	14:26'09.395
16	32.203	30.215	21.583	17.795	1'41.796	308,7	14:27'51.191
17	32.243	30.484	21.584	17.809	1'42.120	302,7	14:29'33.311
18	32.471	30.523	21.541	17.949	1'42.484	308,7	14:31'15.795
19	32.436	30.513	21.617	18.169	1'42.735	315,9	14:32'58.530
20	32.667	30.322	21.608	17.739	1'42.336	296,9	14:34'40.866

Race Time 33'58.762

11° 71 L. LECUONA [1'41.403]							
Lap	Seg.1	Seg.2	Seg.3	Seg.4	Lap Time	km/h	Local Time
1		30.539	21.321	17.718	1'45.086	187,8	14:02'27.190
2	32.071	30.272	21.362	17.698	1'41.403	306,1	14:04'08.593
3	32.153	30.278	21.306	17.773	1'41.510	304,4	14:05'50.103
4	32.056	30.238	21.314	17.817	1'41.425	309,6	14:07'31.528
5	32.019	30.417	21.390	17.950	1'41.776	307,8	14:09'13.304
6	32.176	30.451	21.361	17.884	1'41.872	310,5	14:10'55.176
7	32.268	30.751	21.644	17.836	1'42.499	313,2	14:12'37.675
8	32.135	30.365	21.337	17.878	1'41.715	301,0	14:14'19.390
9	32.096	30.412	21.335	17.837	1'41.680	297,7	14:16'01.070
10	32.191	30.399	21.393	17.908	1'41.891	308,7	14:17'42.961
11	32.080	30.426	21.411	17.840	1'41.757	310,5	14:19'24.718
12	32.218	30.393	21.394	17.841	1'41.846	305,2	14:21'06.564
13	33.147	30.276	21.435	17.798	1'42.656	314,1	14:22'49.220
14	31.923	30.407	21.525	18.025	1'41.880	313,2	14:24'31.100
15	32.268	30.433	21.547	17.945	1'42.193	307,8	14:26'13.293
16	32.336	30.524	21.480	17.913	1'42.253	312,3	14:27'55.546
17	32.239	30.644	21.575	17.928	1'42.386	314,1	14:29'37.932
18	32.289	30.474	21.568	18.068	1'42.399	313,2	14:31'20.331
19	32.455	30.524	21.730	18.074	1'42.783	310,5	14:33'03.114
20	32.432	30.714	21.788	18.080	1'43.014	309,6	14:34'46.128

Race Time 34'04.024

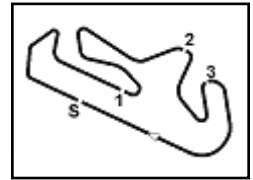
9° 47 A. BASSANI [1'41.358]							
Lap	Seg.1	Seg.2	Seg.3	Seg.4	Lap Time	km/h	Local Time
1		30.714	21.210	17.631	1'45.582	188,1	14:02'27.686
2	32.206	30.126	21.405	17.621	1'41.358	300,2	14:04'09.044
3	32.221	30.249	21.398	17.694	1'41.562	288,2	14:05'50.606
4	33.032	30.456	21.289	17.726	1'42.503	305,2	14:07'33.109

29/03/2025

P = Pits In/Out - C = Lap Time Cancelled

These data/results cannot be reproduced, stored and/or transmitted in whole or in part by any manner of electronic, mechanical, photocopying, recording, broadcasting or otherwise now known or herein after developed without the previous express consent by the copyright owner, except for reproduction in daily press and regular printed publications on sale to the public within 60 days of the event related to those data/results and always provided that copyright symbol appears together as follows below.

© DORNA WSBK ORGANIZATION Srl 2025



Portimao 4.592 m

Portuguese Round, 28-30 March 2025
Chronological Analysis Race 1

Start at 14:00'42.104

3 / 4

12° 31 G. GERLOFF [1'41.799]							
Lap	Seg1	Seg2	Seg3	Seg4	Lap Time	km/h	Local Time
1		31.310	21.856	17.865	1'47.472	196,3	14:02'29.576
2	32.419	30.216	21.436	17.818	1'41.889	282,9	14:04'11.465
3	32.549	30.556	21.438	17.879	1'42.422	289,0	14:05'53.887
4	32.503	30.392	21.453	17.836	1'42.184	284,4	14:07'36.071
5	32.366	30.229	21.333	18.019	1'41.947	291,3	14:09'18.018
6	32.393	30.446	21.462	18.035	1'42.336	313,2	14:11'00.354
7	32.301	30.232	21.346	17.936	1'41.815	314,1	14:12'42.169
8	32.370	30.299	21.339	18.054	1'42.062	312,3	14:14'24.231
9	32.405	30.202	21.380	18.068	1'42.055	311,4	14:16'06.286
10	32.316	30.320	21.315	18.038	1'41.989	313,2	14:17'48.275
11	32.258	30.532	21.451	17.905	1'42.146	309,6	14:19'30.421
12	32.412	30.294	21.393	17.991	1'42.090	309,6	14:21'12.511
13	32.259	30.319	21.444	17.940	1'41.962	311,4	14:22'54.473
14	32.121	30.295	21.400	17.983	1'41.799	312,3	14:24'36.272
15	32.033	30.595	21.502	18.061	1'42.191	309,6	14:26'18.463
16	32.190	30.393	21.481	18.093	1'42.157	317,8	14:28'00.620
17	32.716	30.640	21.955	18.129	1'43.440	315,0	14:29'44.060
18	32.357	30.610	21.558	18.108	1'42.633	308,7	14:31'26.693
19	32.458	30.930	21.609	18.134	1'43.131	310,5	14:33'09.824
20	32.405	30.501	21.616	18.105	1'42.627	311,4	14:34'52.451
Race Time 34'10.347							

17	32.684	30.787	21.523	18.027	1'43.021	299,3	14:29'54.191
18	32.584	30.743	21.712	18.010	1'43.049	295,3	14:31'37.240
19	32.854	30.752	21.631	18.027	1'43.264	298,5	14:33'20.504
20	32.763	30.666	21.779	18.769	1'43.977	298,5	14:35'04.481
Race Time 34'22.377							

13° 99 B. SOFUOGLU [1'42.105]							
Lap	Seg1	Seg2	Seg3	Seg4	Lap Time	km/h	Local Time
1		31.063	21.984	17.836	1'47.099	194,9	14:02'29.203
2	33.792	30.508	21.525	17.897	1'43.722	307,0	14:04'12.925
3	32.558	30.403	21.409	17.786	1'42.156	299,3	14:05'55.081
4	32.324	30.465	21.520	17.796	1'42.105	299,3	14:07'37.186
5	32.441	30.434	21.671	17.868	1'42.414	294,5	14:09'19.600
6	32.399	30.570	21.598	18.010	1'42.577	295,3	14:11'02.177
7	32.441	30.403	21.496	17.956	1'42.296	302,7	14:12'44.473
8	32.498	30.334	21.417	18.061	1'42.310	301,8	14:14'26.783
9	32.508	30.739	21.595	18.100	1'42.942	306,1	14:16'09.725
10	32.524	30.577	21.489	18.105	1'42.695	301,8	14:17'52.420
11	32.699	30.524	21.556	18.067	1'42.846	306,1	14:19'35.266
12	32.724	30.496	21.704	18.087	1'43.011	303,5	14:21'18.277
13	32.801	30.516	21.650	18.090	1'43.057	299,3	14:23'01.334
14	32.545	30.766	21.719	18.082	1'43.112	303,5	14:24'44.446
15	32.655	30.598	21.688	18.055	1'42.996	302,7	14:26'27.442
16	32.972	30.603	21.840	18.079	1'43.494	302,7	14:28'10.936
17	32.624	30.649	21.575	18.214	1'43.062	301,8	14:29'53.998
18	32.592	30.649	21.714	18.162	1'43.117	304,4	14:31'37.115
19	32.613	30.649	21.594	18.256	1'43.112	304,4	14:33'20.227
20	32.695	30.626	22.053	18.151	1'43.525	302,7	14:35'03.752
Race Time 34'21.648							

15° 53 T. RABAT [1'42.357]							
Lap	Seg1	Seg2	Seg3	Seg4	Lap Time	km/h	Local Time
1		31.298	21.853	17.854	1'47.845	197,4	14:02'29.949
2	33.366	30.874	21.629	17.927	1'43.796	284,4	14:04'13.745
3	32.530	30.566	21.439	17.980	1'42.515	298,5	14:05'56.260
4	32.387	30.557	21.434	17.979	1'42.357	304,4	14:07'38.617
5	32.443	30.661	21.424	18.097	1'42.625	301,8	14:09'21.242
6	32.523	30.764	21.530	18.059	1'42.876	301,8	14:11'04.118
7	32.566	30.728	21.521	18.049	1'42.864	304,4	14:12'46.982
8	32.523	30.537	21.535	18.049	1'42.644	303,5	14:14'29.626
9	32.570	30.683	21.570	18.043	1'42.866	301,8	14:16'12.492
10	32.687	30.702	21.620	18.108	1'43.117	288,2	14:17'55.609
11	32.661	30.730	21.564	18.033	1'42.988	294,5	14:19'38.597
12	32.499	30.703	21.504	18.210	1'42.916	303,5	14:21'21.513
13	32.555	30.615	21.478	18.056	1'42.704	298,5	14:23'04.217
14	32.509	30.628	21.676	17.989	1'42.802	301,0	14:24'47.019
15	32.614	30.756	21.542	18.037	1'42.949	301,0	14:26'29.968
16	32.533	30.595	21.716	18.014	1'42.858	304,4	14:28'12.826
17	32.626	30.607	21.675	18.153	1'43.061	302,7	14:29'55.887
18	32.524	30.715	21.548	18.244	1'43.031	303,5	14:31'38.918
19	32.549	30.675	21.642	18.135	1'43.001	303,5	14:33'21.919
20	32.481	30.758	21.719	18.150	1'43.108	301,8	14:35'05.027
Race Time 34'22.923							

14° 95 T. MACKENZIE [1'42.177]							
Lap	Seg1	Seg2	Seg3	Seg4	Lap Time	km/h	Local Time
1		31.332	21.926	17.822	1'47.325	201,8	14:02'29.429
2	32.935	30.695	21.572	17.773	1'42.975	301,0	14:04'12.404
3	32.477	30.650	21.482	17.800	1'42.409	296,1	14:05'54.813
4	32.348	30.517	21.458	17.854	1'42.177	304,4	14:07'36.990
5	32.495	30.436	21.661	17.893	1'42.485	303,5	14:09'19.475
6	32.542	30.793	21.776	17.978	1'43.089	297,7	14:11'02.564
7	32.939	30.569	21.632	17.773	1'42.913	300,2	14:12'45.477
8	32.620	30.661	21.825	18.094	1'43.200	287,4	14:14'28.677
9	32.693	30.619	21.537	17.976	1'42.825	295,3	14:16'11.502
10	32.617	30.642	21.471	18.108	1'42.838	303,5	14:17'54.340
11	32.492	30.625	21.833	17.932	1'42.882	303,5	14:19'37.222
12	32.305	30.646	21.521	17.990	1'42.462	306,1	14:21'19.684
13	32.651	30.554	21.579	17.924	1'42.708	295,3	14:23'02.392
14	32.477	30.605	21.673	17.881	1'42.636	302,7	14:24'45.028
15	32.648	30.777	21.604	17.927	1'42.956	307,0	14:26'27.984
16	32.626	30.809	21.722	18.029	1'43.186	303,5	14:28'11.170

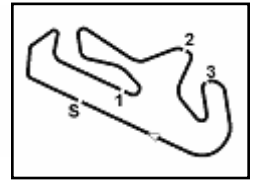
16° 17 R. VICKERS [1'42.308]							
Lap	Seg1	Seg2	Seg3	Seg4	Lap Time	km/h	Local Time
1		31.325	21.660	17.736	1'46.522	201,8	14:02'28.626
2	32.371	30.640	21.595	17.904	1'42.510	296,9	14:04'11.136
3	32.604	30.462	21.616	17.846	1'42.528	308,7	14:05'53.664
4	32.334	30.597	21.463	17.914	1'42.308	296,9	14:07'35.972
5	32.812	30.478	21.871	18.095	1'43.256	288,2	14:09'19.228
6	32.510	30.576	22.131	18.111	1'43.328	294,5	14:11'02.556
7	32.646	30.589	21.657	17.952	1'42.844	304,4	14:12'45.400
8	32.502	30.771	21.753	18.172	1'43.198	299,3	14:14'28.598
9	33.018	30.858	21.653	18.223	1'43.752	294,5	14:16'12.350
10	32.601	30.758	22.119	17.990	1'43.468	299,3	14:17'55.818
11	32.711	30.847	21.713	17.916	1'43.187	281,5	14:19'39.005
12	32.361	30.790	21.721	17.912	1'42.784	296,9	14:21'21.789
13	32.554	30.750	21.826	17.935	1'43.065	289,0	14:23'04.854
14	32.375	30.649	21.706	17.927	1'42.657	296,1	14:24'47.511
15	32.510	30.743	21.748	18.022	1'43.023	296,9	14:26'30.534
16	32.444	30.671	21.729	18.015	1'42.859	298,5	14:28'13.393
17	32.539	30.715	21.711	18.072	1'43.037	302,7	14:29'56.430
18	32.406	30.850	21.611	18.157	1'43.024	300,2	14:31'39.454
19	32.536	30.850	21.759	18.090	1'43.235	301,0	14:33'22.689
20	32.633	31.010	22.095	18.222	1'43.960	295,3	14:35'06.649
Race Time 34'24.545							

17° 20 J. O'HALLORAN [1'43.299]							
Lap	Seg1	Seg2	Seg3	Seg4	Lap Time	km/h	Local Time
1		31.293	21.779	17.858	1'47.626	202,2	14:02'29.730
2	33.347	30.992	21.923	17.987	1'44.249	282,2	14:04'13.979
3	32.888	30.825	21.659	17.927	1'43.299	287,4	14:05'57.278
4	32.927	30.990	21.778	18.034	1'43.729	299,3	14:07'41.007
5	33.043	30.955	21.679	18.097	1'43.774	294,5	14:09'24.781
6	33.140	31.091	21.667	18.058	1'43.956	296,9	14:11'08.737
7	33.336	30.964	21.706	18.042	1'44.048	303,5	14:12'52.785
8	33.319	30.931	21.799	18.053	1'44.102	285,9	14:14'36.887
9	33.186	30.785	21.706	18.047	1'43.724	294,5	14:16'20.611
10	33.140	30.952	21.758	18.143	1'43.993	297,7	14:18'04.604

29/03/2025

P = Pits In/Out - C = Lap Time Cancelled

These data/results cannot be reproduced, stored and/or transmitted in whole or in part by any manner of electronic, mechanical, photocopying, recording, broadcasting or otherwise now known or herein after developed without the previous express consent by the copyright owner, except for reproduction in daily press and regular printed publications on sale to the public within 60 days of the event related to those data/results and always provided that copyright symbol appears together as follows below.



Portuguese Round, 28-30 March 2025

Chronological Analysis Race 1

Start at 14:00'42.104

11	32.929	30.874	21.790	18.045	1'43.638	298,5	14:19'48.242
12	33.119	30.951	21.647	18.284	1'44.001	299,3	14:21'32.243
13	33.246	31.098	21.762	18.102	1'44.208	294,5	14:23'16.451
14	33.071	31.169	21.762	18.078	1'44.080	299,3	14:25'00.531
15	32.981	30.857	21.723	18.092	1'43.653	296,1	14:26'44.184
16	32.972	31.047	21.830	18.138	1'43.987	298,5	14:28'28.171
17	33.141	31.015	21.818	18.229	1'44.203	301,8	14:30'12.374
18	33.051	31.103	21.825	18.344	1'44.323	301,0	14:31'56.697
19	33.626	31.184	22.142	18.295	1'45.247	298,5	14:33'41.944
20	33.476	31.607	22.408	18.497	1'45.988	301,8	14:35'27.932

Race Time 34'45.828

RET 21 Z. ZAIDI [1'44.665]

Lap	Seg1	Seg2	Seg3	Seg4	Lap Time	km/h	Local Time
1		31.849	21.986	18.225	1'48.917	204,5	14:02'31.021
2	33.428	31.411	21.825	18.230	1'44.894	296,1	14:04'15.915
3	33.131	31.484	21.867	18.183	1'44.665	299,3	14:06'00.580
4	32.962	31.811	21.854	18.227	1'44.854	301,8	14:07'45.434
5	33.352	31.562	22.091	18.248	1'45.253	294,5	14:09'30.687
6	33.197	31.854	22.108	18.428	1'45.587	301,0	14:11'16.274
7	33.447	31.577	22.054	18.464	1'45.542	295,3	14:13'01.816
8	33.174	32.066	22.063	18.402	1'45.705	296,9	14:14'47.521
9	33.288	31.533	21.988	18.351	1'45.160	297,7	14:16'32.681
10	33.327	31.603	22.036	18.295	1'45.261	296,1	14:18'17.942

Race Time 17'35.838

RET 22 A. LOWES [1'41.043]

Lap	Seg1	Seg2	Seg3	Seg4	Lap Time	km/h	Local Time
1		31.024	21.584	17.667	1'46.608	210,0	14:02'28.712
2	32.039	29.947	21.434	17.781	1'41.201	307,8	14:04'09.913
3	32.149	30.154	21.244	17.660	1'41.207	303,5	14:05'51.120
4	31.956	30.085	21.351	17.651	1'41.043	301,0	14:07'32.163
5	32.205	30.295	21.453	17.735	1'41.688	300,2	14:09'13.851
6	32.143	30.371	21.619	17.774	1'41.907	294,5	14:10'55.758
7	31.901	30.597	21.398	17.806	1'41.702	300,2	14:12'37.460
8	32.144	30.233	21.357	17.776	1'41.510	296,1	14:14'18.970
9	32.017	30.074	21.257	17.827	1'41.175	299,3	14:16'00.145

Race Time 15'18.041

RET 14 S. LOWES [1'40.849]

Lap	Seg1	Seg2	Seg3	Seg4	Lap Time	km/h	Local Time
1		30.049	21.263	17.621	1'42.544	186,8	14:02'24.648
2	32.001	29.967	21.244	17.770	1'40.982	290,5	14:04'05.630
3	32.075	29.949	21.304	17.721	1'41.049	287,4	14:05'46.679
4	31.989	29.943	21.190	17.727	1'40.849	301,0	14:07'27.528
5	32.020	30.054	21.322	17.871	1'41.267	303,5	14:09'08.795
6	31.971	29.888	21.273	17.830	1'40.962	309,6	14:10'49.757
7	32.007	29.938	21.317	17.839	1'41.101	308,7	14:12'30.858

Race Time 11'48.754

RET 5 Y. MONTELLA [1'41.835]

Lap	Seg1	Seg2	Seg3	Seg4	Lap Time	km/h	Local Time
1		30.287	21.360	17.520	1'44.442	192,1	14:02'26.546
2	32.223	30.150	21.817	17.645	1'41.835	291,3	14:04'08.381

Race Time 3'26.277

RET 19 A. BAUTISTA

Lap	Seg1	Seg2	Seg3	Seg4	Lap Time	km/h	Local Time
1						192,5	14:01'06.047

Race Time 9:97.8.6

RET 45 S. REDDING

Lap	Seg1	Seg2	Seg3	Seg4	Lap Time	km/h	Local Time
1						200,3	14:01'06.016

Race Time 9:97.8.6

29/03/2025 P = Pits In/Out - C = Lap Time Cancelled

These data/results cannot be reproduced, stored and/or transmitted in whole or in part by any manner of electronic, mechanical, photocopying, recording, broadcasting or otherwise now known or herein after developed without the previous express consent by the copyright owner, except for reproduction in daily press and regular printed publications on sale to the public within 60 days of the event related to those data/results and always provided that copyright symbol appears together as follows below.

© DORNA WSBK ORGANIZATION Srl 2025