

Portuguese Round, 28-30 March 2025

Results Race 2 - Red Flag

Laps 9 = 44,918 Km - Time of Race 16'25.668 - Avg. 164,056 km/h

1 / 2

Pos	Grid	No. Rider	Nat	Team	Bike	Class	LL	Int.	Gap	Rel.	Fastest Lap	Speed	Qualifying	Speed
1	2	11 N. BULEGA	ITA	Aruba.it Racing - Ducati	Ducati Panigale V4R		9	I3			1'39.869	317,8	1'39.326	314,1
2	1	1 T. RAZGATLIOGLU	TUR	ROKIT BMW Motorrad WorldSBK Team	BMW M1000RR		9	I3	0.180	0.180	1'39.825	321,5	1'39.081	315,9
3	3	19 A. BAUTISTA	ESP	Aruba.it Racing - Ducati	Ducati Panigale V4R		9	I3	5.172	4.992	1'40.417	315,9	1'39.874	315,0
4	5	55 A. LOCATELLI	ITA	Pata Maxus Yamaha	Yamaha YZF R1		9	I3	5.937	0.765	1'40.370	313,2	1'39.609	312,3
5	7	60 M. VAN DER MARK	NED	ROKIT BMW Motorrad WorldSBK Team	BMW M1000RR		9	I3	7.865	1.928	1'40.418	316,8	1'39.816	314,1
6	9	7 I. LECUONA	ESP	Honda HRC	Honda CBR1000 RR-R		9	I3	9.713	1.848	1'40.692	315,9	1'40.077	314,1
7	11	87 R. GARDNER	AUS	GYTR GRT Yamaha WorldSBK Team	Yamaha YZF R1		9	I3	10.439	0.726	1'40.621	307,0	1'39.878	310,5
8	14	47 A. BASSANI	ITA	bimota by Kawasaki Racing Team	bimota KB998 Rimini		9	I3	10.631	0.192	1'40.779	306,1	1'40.401	308,7
9	4	9 D. PETRUCCI	ITA	Barni Spark Racing Team	Ducati Panigale V4R	IND	9	I3	10.907	0.276	1'40.609	316,8	1'39.483	317,8
10	12	5 Y. MONTELLA	ITA	Barni Spark Racing Team	Ducati Panigale V4R	IND	9	I2.2	1 Sector	1 Sector	1'41.018	309,6	1'40.318	315,0
11	13	29 A. IANNONE	ITA	Team Pata Go Eleven	Ducati Panigale V4R	IND	9	I2.2	1 Sector	0.155	1'40.783	307,0	1'40.366	315,9
12	10	77 D. AEGERTER	SUI	GYTR GRT Yamaha WorldSBK Team	Yamaha YZF R1		9	I2.2	1 Sector	0.219	1'41.045	305,2	1'39.849	312,3
13	23	22 A. LOWES	GBR	bimota by Kawasaki Racing Team	bimota KB998 Rimini		9	I2.2	1 Sector	0.322	1'40.763	298,5	1'47.431	307,0
14	6	14 S. LOWES	GBR	ELF Marc VDS Racing Team	Ducati Panigale V4R	IND	9	I2.2	1 Sector	2.354	1'41.024	307,0	1'39.662	309,6
15	17	99 B. SOFUOGLU	TUR	Yamaha Motoxrcing WorldSBK Team	Yamaha YZF R1	IND	9	I2.2	1 Sector	0.635	1'41.361	307,8	1'40.838	307,0
16	19	17 R. VICKERS	GBR	Motocorsa Racing	Ducati Panigale V4R	IND	9	I2.1	2 Sectors	1 Sector	1'41.743	302,7	1'41.227	308,7
17	16	31 G. GERLOFF	USA	Kawasaki WorldSBK Team	Kawasaki ZX-10RR		9	I2.1	2 Sectors	1.764	1'41.282	312,3	1'40.661	315,0
18	20	95 T. MACKENZIE	GBR	PETRONAS MIE Honda Racing Team	Honda CBR1000 RR-R	IND	9	I2.1	2 Sectors	3.459	1'42.144	312,3	1'41.414	308,7
19	22	21 Z. ZAIDI	MAS	PETRONAS MIE Honda Racing Team	Honda CBR1000 RR-R	IND	9	I1	5 Sectors	3 Sectors	1'44.371	298,5	1'43.847	299,3
20	15	45 S. REDDING	GBR	MGM BONDVO Racing	Ducati Panigale V4R	IND	9	FL	8 Sectors	3 Sectors	1'41.101	304,4	1'40.444	315,0

Not Classified

RET	21	20 J. O'HALLORAN	AUS	Pata Maxus Yamaha	Yamaha YZF R1		9				1'42.028	306,1	1'42.219	304,4
RET	8	97 X. VIERGE	ESP	Honda HRC	Honda CBR1000 RR-R		4				1'40.660	313,2	1'39.711	314,1
RET	18	53 T. RABAT	ESP	Yamaha Motoxrcing WorldSBK Team	Yamaha YZF R1	IND	3				1'41.472	296,1	1'41.213	301,8

AIR	Humidity:	29%	Temp:	23°C
TRACK	Condition:	Dry	Temp:	35°C

Records	Pole [SP]	2025	T.Razgatioglu	1'39.081	166,845 Km/h
	Race [SPRC]	2025	T.Razgatioglu	1'39.441	166,241 Km/h
	All Times [SP]	2025	T.Razgatioglu	1'39.081	166,845 Km/h
	Race Fastest Lap	Lap 4	T.Razgatioglu	1'39.825	165,602 Km/h

LAP LEADERS					
No. Rider	From	To	Laps	Total	
11 N. BULEGA	1	9	9	0	

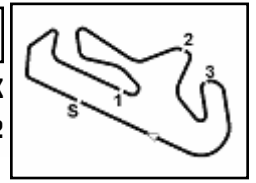
TOTAL LEADER LAPS		
No. Rider	Laps	
11 N. BULEGA	60	
1 T. RAZGATLIOGLU	18	
17 R. VICKERS	1	
22 A. LOWES	1	

Start 14:00 End 14:20 The results are provisional until the end of the time limit for protests and appeals and the completion of the technical checks.

30/03/2025

These data/results cannot be reproduced, stored and/or transmitted in whole or in part by any manner of electronic, mechanical, photocopying, recording, broadcasting or otherwise now known or herein after developed without the previous express consent by the copyright owner, except for reproduction in daily press and regular printed publications on sale to the public within 60 days of the event related to those data/results and always provided that copyright symbol appears together as follows below.

© DORNA WSBK ORGANIZATION Srl 2025



Portuguese Round, 28-30 March 2025
Results Race 2 - Red Flag

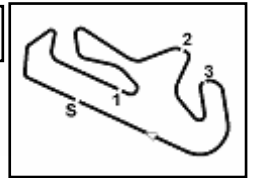
Race Highlights

Time	No. Rider	Description
13.58.00		Warm Up Lap Started
14.00.25		Start of Session
14.05.25	29 A. IANNONE	#29 2X Long Lap Penalty - Jump Start
14.07.10	29 A. IANNONE	#29 1 of 2X Long Lap Penalty Completed
14.07.17	53 T. RABAT	#53 Crashed - Turn 13
14.07.43	97 X. VIERGE	#97 Crashed - Turn 1
14.08.16	53 T. RABAT	#53 Not Actively Competing
14.08.16	97 X. VIERGE	#97 Not Actively Competing
14.15.22	45 S. REDDING	#45 Technical Problem - Rider is slowing down - Turn 10
14.16.00	45 S. REDDING	#45 Entered Pit Lane
14.16.48	20 J. O'HALLORAN	#20 Crashed - Turn 1
14.17.12		RED FLAG
14.19.41	20 J. O'HALLORAN	#20 Not Actively Competing
14.20.53		End of Session

30/03/2025 14:00 14:20 The results are provisional until the end of the time limit for protests and appeals and the completion of the technical checks.

These data/results cannot be reproduced, stored and/or transmitted in whole or in part by any manner of electronic, mechanical, photocopying, recording, broadcasting or otherwise now known or herein after developed without the previous express consent by the copyright owner, except for reproduction in daily press and regular printed publications on sale to the public within 60 days of the event related to those data/results and always provided that copyright symbol appears together as follows below.

© DORNA WSBK ORGANIZATION Srl 2025



Portimao 4.592 m

Portuguese Round, 28-30 March 2025

Best Sectors & Speed Race 2 - Red Flag

RESULTS			LL	Int.
1	45 S. REDDING	Ducati Panigale V4R	9	FL
2	11 N. BULEGA	Ducati Panigale V4R	9	I3
3	1 T. RAZGATLIOGLU	BMW M1000RR	9	I3
4	19 A. BAUTISTA	Ducati Panigale V4R	9	I3
5	55 A. LOCATELLI	Yamaha YZF R1	9	I3
6	60 M. VAN DER MARK	BMW M1000RR	9	I3
7	7 I. LECUONA	Honda CBR1000 RR-R	9	I3
8	87 R. GARDNER	Yamaha YZF R1	9	I3
9	47 A. BASSANI	bimota KB998 Rimini	9	I3
10	9 D. PETRUCCI	Ducati Panigale V4R	9	I3
11	5 Y. MONTELLA	Ducati Panigale V4R	9	I2.2
12	29 A. IANNONE	Ducati Panigale V4R	9	I2.2
13	77 D. AEGERTER	Yamaha YZF R1	9	I2.2
14	22 A. LOWES	bimota KB998 Rimini	9	I2.2
15	14 S. LOWES	Ducati Panigale V4R	9	I2.1
16	99 B. SOFUOGLU	Yamaha YZF R1	9	I2.2
17	17 R. VICKERS	Ducati Panigale V4R	9	I2.1
18	31 G. GERLOFF	Kawasaki ZX-10RR	9	I2.1
19	95 T. MACKENZIE	Honda CBR1000 RR-R	9	I2.1
20	21 Z. ZAIDI	Honda CBR1000 RR-R	9	I1
RET	20 J. O'HALLORAN	Yamaha YZF R1	9	
RET	97 X. VIERGE	Honda CBR1000 RR-R	4	
RET	53 T. RABAT	Yamaha YZF R1	3	

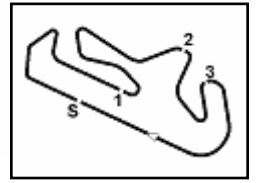
SPEED			
1	1 T. RAZGATLIOGLU	BMW M1000RR	321,5
2	11 N. BULEGA	Ducati Panigale V4R	317,8
3	60 M. VAN DER MARK	BMW M1000RR	316,8
4	9 D. PETRUCCI	Ducati Panigale V4R	316,8
5	19 A. BAUTISTA	Ducati Panigale V4R	315,9
6	7 I. LECUONA	Honda CBR1000 RR-R	315,9
7	97 X. VIERGE	Honda CBR1000 RR-R	313,2
8	55 A. LOCATELLI	Yamaha YZF R1	313,2
9	95 T. MACKENZIE	Honda CBR1000 RR-R	312,3
10	31 G. GERLOFF	Kawasaki ZX-10RR	312,3
11	5 Y. MONTELLA	Ducati Panigale V4R	309,6
12	99 B. SOFUOGLU	Yamaha YZF R1	307,8
13	14 S. LOWES	Ducati Panigale V4R	307,0
14	29 A. IANNONE	Ducati Panigale V4R	307,0
15	87 R. GARDNER	Yamaha YZF R1	307,0
16	47 A. BASSANI	bimota KB998 Rimini	306,1
17	20 J. O'HALLORAN	Yamaha YZF R1	306,1
18	77 D. AEGERTER	Yamaha YZF R1	305,2
19	45 S. REDDING	Ducati Panigale V4R	304,4
20	17 R. VICKERS	Ducati Panigale V4R	302,7
21	22 A. LOWES	bimota KB998 Rimini	298,5
22	21 Z. ZAIDI	Honda CBR1000 RR-R	298,5
23	53 T. RABAT	Yamaha YZF R1	296,1

SEG. 1		SEG. 2		SEG. 3		SEG. 4		
1	1 T. RAZGATLIOGLU	31.386	1 11 N. BULEGA	29.770	1 1 T. RAZGATLIOGLU	20.967	1 60 M. VAN DER MARK	17.321
2	11 N. BULEGA	31.540	2 1 T. RAZGATLIOGLU	29.779	2 11 N. BULEGA	20.983	2 29 A. IANNONE	17.354
3	19 A. BAUTISTA	31.625	3 55 A. LOCATELLI	29.873	3 55 A. LOCATELLI	21.083	3 9 D. PETRUCCI	17.400
4	55 A. LOCATELLI	31.675	4 22 A. LOWES	29.955	4 19 A. BAUTISTA	21.129	4 19 A. BAUTISTA	17.419
5	9 D. PETRUCCI	31.720	5 9 D. PETRUCCI	29.962	5 47 A. BASSANI	21.145	5 47 A. BASSANI	17.443
6	87 R. GARDNER	31.768	6 19 A. BAUTISTA	30.008	6 7 I. LECUONA	21.146	6 14 S. LOWES	17.453
7	97 X. VIERGE	31.799	7 14 S. LOWES	30.009	7 22 A. LOWES	21.149	7 97 X. VIERGE	17.458
8	60 M. VAN DER MARK	31.800	8 60 M. VAN DER MARK	30.012	8 29 A. IANNONE	21.153	8 11 N. BULEGA	17.473
9	7 I. LECUONA	31.850	9 7 I. LECUONA	30.039	9 87 R. GARDNER	21.154	9 22 A. LOWES	17.506
10	29 A. IANNONE	31.860	10 97 X. VIERGE	30.047	10 60 M. VAN DER MARK	21.157	10 87 R. GARDNER	17.514
11	45 S. REDDING	31.890	11 77 D. AEGERTER	30.060	11 45 S. REDDING	21.173	11 1 T. RAZGATLIOGLU	17.517
12	47 A. BASSANI	31.897	12 47 A. BASSANI	30.068	12 97 X. VIERGE	21.190	12 7 I. LECUONA	17.525
13	31 G. GERLOFF	31.927	13 29 A. IANNONE	30.070	13 9 D. PETRUCCI	21.209	13 5 Y. MONTELLA	17.525
14	5 Y. MONTELLA	31.931	14 87 R. GARDNER	30.098	14 53 T. RABAT	21.214	14 77 D. AEGERTER	17.530
15	77 D. AEGERTER	31.992	15 45 S. REDDING	30.111	15 31 G. GERLOFF	21.234	15 95 T. MACKENZIE	17.579
16	22 A. LOWES	32.004	16 5 Y. MONTELLA	30.150	16 5 Y. MONTELLA	21.253	16 55 A. LOCATELLI	17.584
17	99 B. SOFUOGLU	32.052	17 31 G. GERLOFF	30.191	17 99 B. SOFUOGLU	21.266	17 31 G. GERLOFF	17.593
18	14 S. LOWES	32.063	18 99 B. SOFUOGLU	30.209	18 14 S. LOWES	21.308	18 17 R. VICKERS	17.610
19	17 R. VICKERS	32.097	19 53 T. RABAT	30.258	19 77 D. AEGERTER	21.331	19 53 T. RABAT	17.636
20	53 T. RABAT	32.170	20 17 R. VICKERS	30.324	20 17 R. VICKERS	21.349	20 20 J. O'HALLORAN	17.644
21	95 T. MACKENZIE	32.188	21 20 J. O'HALLORAN	30.412	21 20 J. O'HALLORAN	21.404	21 99 B. SOFUOGLU	17.647
22	20 J. O'HALLORAN	32.371	22 95 T. MACKENZIE	30.427	22 95 T. MACKENZIE	21.496	22 45 S. REDDING	17.729
23	21 Z. ZAIDI	33.012	23 21 Z. ZAIDI	31.512	23 21 Z. ZAIDI	21.751	23 21 Z. ZAIDI	17.933

30/03/2025

These data/results cannot be reproduced, stored and/or transmitted in whole or in part by any manner of electronic, mechanical, photocopying, recording, broadcasting or otherwise now known or herein after developed without the previous express consent by the copyright owner, except for reproduction in daily press and regular printed publications on sale to the public within 60 days of the event related to those data/results and always provided that copyright symbol appears together as follows below.

© DORNA WSBK ORGANIZATION Srl 2025



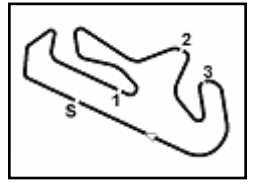
Portimao 4.592 m

	Lap								
	1	2	3	4	5	6	7	8	9
1	11	11	11	11	11	11	11	11	11
2	1	1	1	1	1	1	1	1	1
3	19	19	19	19	19	19	19	19	19
4	55	55	55	55	55	55	55	55	55
5	60	60	60	60	60	60	60	60	60
6	87	87	87	97	87	87	87	7	7
7	97	97	97	87	7	7	7	87	87
8	29	29	29	7	47	47	47	47	47
9	7	7	7	47	9	9	9	9	9
10	5	47	47	5	5	5	5	5	5
11	77	9	9	9	77	77	77	77	77
12	47	5	5	77	45	22	22	29	29
13	9	77	77	45	22	29	29	22	22
14	14	14	45	22	29	45	45	14	14
15	45	45	22	29	14	14	14	99	99
16	22	22	14	14	99	99	99	45	17
17	99	99	99	99	31	17	17	17	31
18	53	53	53	31	17	31	31	31	95
19	31	31	31	17	95	95	95	95	20
20	17	17	17	95	20	20	20	20	21
21	95	95	95	20	21	21	21	21	45
22	20	20	20	21					
23	21	21	21						

30/03/2025

These data/results cannot be reproduced, stored and/or transmitted in whole or in part by any manner of electronic, mechanical, photocopying, recording, broadcasting or otherwise now known or herein after developed without the previous express consent by the copyright owner, except for reproduction in daily press and regular printed publications on sale to the public within 60 days of the event related to those data/results and always provided that copyright symbol appears together as follows below.

© DORNA WSBK ORGANIZATION Srl 2025



Portimao 4.592 m

Portuguese Round, 28-30 March 2025 Lap Chart Race 2 - Red Flag

Lap 1		
1	11 N.Bulega	1'41.767
2	1 T.Razgatioglu	0.409
3	19 A.Bautista	0.476
4	55 A.Locatelli	0.889
5	60 M.van der Mark	1.142
6	87 R.Gardner	1.535
7	97 X.Vierge	1.704
8	29 A.Iannone	1.776
9	7 I.Lecuona	2.165
10	5 Y.Montella	2.564
11	77 D.Aegerter	2.757
12	47 A.Bassani	2.818
13	9 D.Petrucci	3.194
14	14 S.Lowes	3.428
15	45 S.Redding	3.811
16	22 A.Lowes	4.036
17	99 B.Sofuoglu	4.046
18	53 T.Rabat	4.312
19	31 G.Gerloff	4.498
20	17 R.Vickers	4.837
21	95 T.Mackenzie	4.962
22	20 J.O'Halloran	5.431
23	21 Z.Zaidi	7.078

Lap 2		
1	11 N.Bulega	3'22.023
2	1 T.Razgatioglu	0.557
3	19 A.Bautista	0.809
4	55 A.Locatelli	1.271
5	60 M.van der Mark	1.304
6	87 R.Gardner	1.900
7	97 X.Vierge	2.108
8	29 A.Iannone	2.303
9	7 I.Lecuona	2.601
10	47 A.Bassani	3.341
11	9 D.Petrucci	3.637
12	5 Y.Montella	3.778
13	77 D.Aegerter	3.922
14	14 S.Lowes	4.196
15	45 S.Redding	4.656
16	22 A.Lowes	4.987
17	99 B.Sofuoglu	5.436
18	53 T.Rabat	5.639
19	31 G.Gerloff	5.840
20	17 R.Vickers	6.324
21	95 T.Mackenzie	6.911
22	20 J.O'Halloran	7.654
23	21 Z.Zaidi	11.846

Lap 3		
1	11 N.Bulega	5'01.892
2	1 T.Razgatioglu	0.712
3	19 A.Bautista	1.357
4	55 A.Locatelli	2.280
5	60 M.van der Mark	2.634
6	87 R.Gardner	3.006
7	97 X.Vierge	3.175
8	29 A.Iannone	3.544
9	7 I.Lecuona	3.701
10	47 A.Bassani	4.507
11	9 D.Petrucci	4.756
12	5 Y.Montella	5.171
13	77 D.Aegerter	5.400
14	45 S.Redding	5.916
15	22 A.Lowes	6.165
16	14 S.Lowes	6.822
17	99 B.Sofuoglu	7.110
18	53 T.Rabat	7.242
19	31 G.Gerloff	7.929
20	17 R.Vickers	8.205
21	95 T.Mackenzie	9.312
22	20 J.O'Halloran	10.190

Lap 4		
1	11 N.Bulega	6'41.820
2	1 T.Razgatioglu	0.609
3	19 A.Bautista	1.983
4	55 A.Locatelli	2.722
5	60 M.van der Mark	3.701
6	97 X.Vierge	4.479
7	87 R.Gardner	4.912
8	7 I.Lecuona	5.319
9	47 A.Bassani	5.742
10	5 Y.Montella	6.288
11	9 D.Petrucci	6.458
12	77 D.Aegerter	6.830
13	45 S.Redding	7.239
14	22 A.Lowes	7.308
15	29 A.Iannone	7.725
16	14 S.Lowes	8.130
17	99 B.Sofuoglu	8.865
18	31 G.Gerloff	9.829
19	17 R.Vickers	10.042
20	95 T.Mackenzie	11.940
21	20 J.O'Halloran	12.290
22	21 Z.Zaidi	21.132

Lap 5		
1	11 N.Bulega	8'21.846
2	1 T.Razgatioglu	0.613
3	19 A.Bautista	2.682
4	55 A.Locatelli	3.456
5	60 M.van der Mark	4.450
6	87 R.Gardner	5.982
7	7 I.Lecuona	6.142
8	47 A.Bassani	6.734
9	9 D.Petrucci	7.041
10	5 Y.Montella	7.648
11	77 D.Aegerter	8.158
12	45 S.Redding	8.531
13	22 A.Lowes	8.606
14	29 A.Iannone	9.000
15	14 S.Lowes	9.322
16	99 B.Sofuoglu	10.516
17	31 G.Gerloff	11.833
18	17 R.Vickers	11.919
19	95 T.Mackenzie	14.205
20	20 J.O'Halloran	14.798
21	21 Z.Zaidi	26.137

Lap 6		
1	11 N.Bulega	10'01.861
2	1 T.Razgatioglu	0.492
3	19 A.Bautista	3.436
4	55 A.Locatelli	4.502
5	60 M.van der Mark	5.456
6	87 R.Gardner	6.984
7	7 I.Lecuona	7.167
8	47 A.Bassani	7.708
9	9 D.Petrucci	8.005
10	5 Y.Montella	8.651
11	77 D.Aegerter	9.188
12	22 A.Lowes	9.354
13	29 A.Iannone	9.873
14	45 S.Redding	10.298
15	14 S.Lowes	10.552
16	99 B.Sofuoglu	12.404
17	17 R.Vickers	14.145
18	31 G.Gerloff	17.239
19	95 T.Mackenzie	17.925
20	20 J.O'Halloran	18.778
21	21 Z.Zaidi	31.443

Lap 7		
1	11 N.Bulega	11'42.195
2	1 T.Razgatioglu	0.437
3	19 A.Bautista	3.794
4	55 A.Locatelli	4.881
5	60 M.van der Mark	6.106
6	87 R.Gardner	7.684
7	7 I.Lecuona	7.740
8	47 A.Bassani	8.715
9	9 D.Petrucci	8.827
10	5 Y.Montella	9.498
11	77 D.Aegerter	9.976
12	22 A.Lowes	10.173
13	29 A.Iannone	10.392
14	45 S.Redding	12.285
15	14 S.Lowes	12.420
16	99 B.Sofuoglu	13.730
17	17 R.Vickers	15.776
18	31 G.Gerloff	18.682
19	95 T.Mackenzie	19.772
20	20 J.O'Halloran	20.864
21	21 Z.Zaidi	36.268

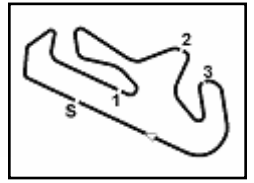
Lap 8		
1	11 N.Bulega	13'22.433
2	1 T.Razgatioglu	0.337
3	19 A.Bautista	4.166
4	55 A.Locatelli	5.488
5	60 M.van der Mark	6.727
6	7 I.Lecuona	8.478
7	87 R.Gardner	9.033
8	47 A.Bassani	9.428
9	9 D.Petrucci	9.732
10	5 Y.Montella	10.555
11	77 D.Aegerter	10.882
12	29 A.Iannone	11.072
13	22 A.Lowes	11.438
14	14 S.Lowes	14.409
15	99 B.Sofuoglu	15.173
16	45 S.Redding	16.415
17	17 R.Vickers	17.410
18	31 G.Gerloff	19.840
19	95 T.Mackenzie	21.678
20	20 J.O'Halloran	22.814
21	21 Z.Zaidi	41.295

Lap 9		
1	11 N.Bulega	15'02.856
2	1 T.Razgatioglu	0.366
3	19 A.Bautista	4.605
4	55 A.Locatelli	5.830
5	60 M.van der Mark	7.337
6	7 I.Lecuona	9.048
7	87 R.Gardner	9.848
8	47 A.Bassani	10.024
9	9 D.Petrucci	10.288
10	5 Y.Montella	11.665
11	77 D.Aegerter	11.844
12	29 A.Iannone	11.952
13	22 A.Lowes	12.512
14	14 S.Lowes	15.256
15	99 B.Sofuoglu	16.111
16	17 R.Vickers	18.808
17	31 G.Gerloff	20.699
18	95 T.Mackenzie	23.864
19	20 J.O'Halloran	25.125
20	21 Z.Zaidi	46.123
21	45 S.Redding	48.260

30/03/2025

These data/results cannot be reproduced, stored and/or transmitted in whole or in part by any manner of electronic, mechanical, photocopying, recording, broadcasting or otherwise now known or herein after developed without the previous express consent by the copyright owner, except for reproduction in daily press and regular printed publications on sale to the public within 60 days of the event related to those data/results and always provided that copyright symbol appears together as follows below.

© DORNA WSBK ORGANIZATION Srl 2025



Portimao 4.592 m

3 / 3

Race Pace Comparison

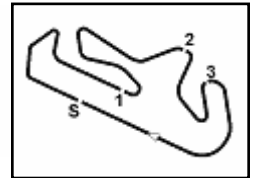
	11 Bul	1 Raz	19 Bau	55 Loc	60 vdM	7 Lec	5 Mon	29 Ian	77 Aeg	22 ALo	17 Vic	31 Ger	21 Zai	45 Red
1	1'41.767	1'42.176	1'42.243	1'42.656	1'42.909	1'43.932	1'44.331	1'43.543	1'44.524	1'45.803	1'46.604	1'46.265	1'48.845	1'45.578
2	1'40.256	1'40.404	1'40.589	1'40.638	1'40.418	1'40.692	1'41.470	1'40.783	1'41.421	1'41.207	1'41.743	1'41.598	1'45.024	1'41.101
3	1'39.869	1'40.024	1'40.417	1'40.878	1'41.199	1'40.969	1'41.262	1'41.110	1'41.347	1'41.047	1'41.750	1'41.958	1'44.371	1'41.129
4	1'39.928	1'39.825	1'40.554	1'40.370	1'40.995	1'41.546	1'41.045	1'44.109	1'41.358	1'41.071	1'41.765	1'41.828	1'44.712	1'41.251
5	1'40.026	1'40.030	1'40.725	1'40.760	1'40.775	1'40.849	1'41.386	1'41.301	1'41.354	1'41.324	1'41.903	1'42.030	1'45.031	1'41.318
6	1'40.015	1'39.894	1'40.769	1'41.061	1'41.021	1'41.040	1'41.018	1'40.888	1'41.045	1'40.763	1'42.241	1'45.421	1'45.321	1'41.782
7	1'40.334	1'40.279	1'40.692	1'40.713	1'40.984	1'40.907	1'41.181	1'40.853	1'41.122	1'41.153	1'41.965	1'41.777	1'45.159	1'42.321
8	1'40.238	1'40.138	1'40.610	1'40.845	1'40.859	1'40.976	1'41.295	1'40.918	1'41.144	1'41.503	1'41.872	1'41.396	1'45.265	1'44.368
9	1'40.423	1'40.452	1'40.862	1'40.765	1'41.033	1'40.993	1'41.533	1'41.303	1'41.385	1'41.497	1'41.821	1'41.282	1'45.251	2'12.268

	87 Gar	47 Bas	9 Pet	14 SLo	99 Sof	95 Mac	20 OHa	97 Vie	53 Rab
1	1'43.302	1'44.585	1'44.961	1'45.195	1'45.813	1'46.729	1'47.198	1'43.471	1'46.079
2	1'40.621	1'40.779	1'40.699	1'41.024	1'41.646	1'42.205	1'42.479	1'40.660	1'41.583
3	1'40.975	1'41.035	1'40.988	1'42.495	1'41.543	1'42.270	1'42.405	1'40.936	1'41.472
4	1'41.834	1'41.163	1'41.630	1'41.236	1'41.683	1'42.556	1'42.028	1'41.232	
5	1'41.096	1'41.018	1'40.609	1'41.218	1'41.677	1'42.291	1'42.534		
6	1'41.017	1'40.989	1'40.979	1'41.245	1'41.903	1'43.735	1'43.995		
7	1'41.034	1'41.341	1'41.156	1'42.202	1'41.660	1'42.181	1'42.420		
8	1'41.587	1'40.951	1'41.143	1'42.227	1'41.681	1'42.144	1'42.188		
9	1'41.238	1'41.019	1'40.979	1'41.270	1'41.361	1'42.609	1'42.734		

30/03/2025

These data/results cannot be reproduced, stored and/or transmitted in whole or in part by any manner of electronic, mechanical, photocopying, recording, broadcasting or otherwise now known or herein after developed without the previous express consent by the copyright owner, except for reproduction in daily press and regular printed publications on sale to the public within 60 days of the event related to those data/results and always provided that copyright symbol appears together as follows below.

© DORNA WSBK ORGANIZATION Srl 2025



Portimao 4.592 m

Portuguese Round, 28-30 March 2025 Chronological Analysis Race 2 - Red Flag

Start at 14:00'33.417

2 / 3

8	31.985	30.339	21.415	17.556	1'41.295	304,4	14:14'06.405	6	32.424	30.241	21.400	17.838	1'41.903	294,5	14:10'47.682
9	32.082	30.416	21.380	17.655	1'41.533	297,7	14:15'47.938	7	32.337	30.267	21.325	17.731	1'41.660	307,0	14:12'29.342
10	32.526	30.472				309,6	14:17'07.645	8	32.260	30.390	21.363	17.668	1'41.681	307,8	14:14'11.023
Last Passing Point I2.2 at 14:17'07.645								9	32.090	30.272	21.266	17.733	1'41.361	304,4	14:15'52.384
								10	32.107	30.247				304,4	14:17'11.330

11° 29 A. IANNONE [1'40.783]

Lap	Seg.1	Seg.2	Seg.3	Seg.4	Lap Time	km/h	Local Time
1		30.328	21.153	17.354	1'43.543	195,6	14:02'16.960
2	31.860	30.137	21.200	17.586	1'40.783	288,2	14:03'57.743
3	32.009	30.116	21.317	17.668	1'41.110	295,3	14:05'38.853
4	32.480	30.205	23.052	18.372	1'44.109	305,2	14:07'22.962
5	31.953	30.271	21.441	17.636	1'41.301	296,1	14:09'04.263
6	31.906	30.088	21.245	17.649	1'40.888	293,7	14:10'45.151
7	31.876	30.110	21.324	17.543	1'40.853	298,5	14:12'26.004
8	31.998	30.070	21.316	17.534	1'40.918	290,5	14:14'06.922
9	32.005	30.273	21.421	17.604	1'41.303	285,9	14:15'48.225
10	32.601	30.325				307,0	14:17'07.800
Last Passing Point I2.2 at 14:17'07.800							

12° 77 D. AEGERTER [1'41.045]

Lap	Seg.1	Seg.2	Seg.3	Seg.4	Lap Time	km/h	Local Time
1		30.513	21.331	17.551	1'44.524	182,1	14:02'17.941
2	32.350	30.194	21.347	17.530	1'41.421	296,1	14:03'59.362
3	32.166	30.259	21.349	17.573	1'41.347	295,3	14:05'40.709
4	32.263	30.060	21.456	17.579	1'41.358	296,1	14:07'22.067
5	32.252	30.114	21.372	17.616	1'41.354	301,8	14:09'03.421
6	32.031	30.107	21.362	17.545	1'41.045	292,9	14:10'44.466
7	32.041	30.122	21.428	17.531	1'41.122	305,2	14:12'25.588
8	31.992	30.139	21.425	17.588	1'41.144	302,7	14:14'08.732
9	31.998	30.301	21.424	17.662	1'41.385	299,3	14:15'48.117
10	32.558	30.676				292,1	14:17'08.019
Last Passing Point I2.2 at 14:17'08.019							

13° 22 A. LOWES [1'40.763]

Lap	Seg.1	Seg.2	Seg.3	Seg.4	Lap Time	km/h	Local Time
1		30.854	21.504	17.538	1'45.803	209,6	14:02'19.220
2	32.186	30.204	21.228	17.589	1'41.207	285,9	14:04'00.427
3	32.278	30.079	21.149	17.541	1'41.047	298,5	14:05'41.474
4	32.004	30.142	21.235	17.690	1'41.071	293,7	14:07'22.545
5	32.252	30.118	21.314	17.640	1'41.324	292,9	14:09'03.869
6	32.020	29.955	21.238	17.550	1'40.763	298,5	14:10'44.632
7	32.131	30.236	21.280	17.506	1'41.153	292,9	14:12'25.785
8	32.024	30.110	21.639	17.730	1'41.503	289,7	14:14'07.288
9	32.120	30.271	21.362	17.744	1'41.497	292,9	14:15'48.785
10	32.454	30.429				298,5	14:17'08.341
Last Passing Point I2.2 at 14:17'08.341							

14° 14 S. LOWES [1'41.024]

Lap	Seg.1	Seg.2	Seg.3	Seg.4	Lap Time	km/h	Local Time
1		30.503	21.989	17.453	1'45.195	190,1	14:02'18.612
2	32.122	30.009	21.399	17.494	1'41.024	288,2	14:03'59.636
3	32.806	30.666	21.352	17.671	1'42.495	297,7	14:05'42.131
4	32.063	30.269	21.317	17.587	1'41.236	299,3	14:07'23.367
5	32.082	30.150	21.360	17.626	1'41.218	296,1	14:09'04.585
6	32.184	30.142	21.308	17.611	1'41.245	293,7	14:10'45.830
7	32.275	30.347	21.914	17.666	1'42.202	295,3	14:12'28.032
8	32.900	30.240	21.452	17.635	1'42.227	307,0	14:14'10.259
9	32.114	30.097	21.346	17.713	1'41.270	305,2	14:15'51.529
10	32.137	30.422				299,3	14:17'10.695
Last Passing Point I2.2 at 14:17'10.695							

15° 99 B. SOFIOGLU [1'41.361]

Lap	Seg.1	Seg.2	Seg.3	Seg.4	Lap Time	km/h	Local Time
1		30.854	21.523	17.729	1'45.813	197,4	14:02'19.230
2	32.471	30.209	21.319	17.647	1'41.646	291,3	14:04'00.876
3	32.195	30.320	21.282	17.746	1'41.543	300,2	14:05'42.419
4	32.052	30.543	21.289	17.799	1'41.683	302,7	14:07'24.102
5	32.172	30.302	21.450	17.753	1'41.677	304,4	14:09'05.779

16° 17 R. VICKERS [1'41.743]

Lap	Seg.1	Seg.2	Seg.3	Seg.4	Lap Time	km/h	Local Time
1		31.089	21.604	17.610	1'46.604	189,1	14:02'20.021
2	32.237	30.498	21.362	17.646	1'41.743	288,2	14:04'01.764
3	32.107	30.364	21.549	17.730	1'41.750	289,7	14:05'43.514
4	32.195	30.437	21.423	17.710	1'41.765	296,1	14:07'25.279
5	32.301	30.324	21.560	17.718	1'41.903	298,5	14:09'07.182
6	32.298	30.808	21.349	17.786	1'42.241	297,7	14:10'49.423
7	32.353	30.413	21.444	17.755	1'41.965	296,9	14:12'31.388
8	32.097	30.467	21.508	17.800	1'41.872	299,3	14:14'13.260
9	32.097	30.460	21.404	17.860	1'41.821	297,7	14:15'55.081
10	32.237	30.547				302,7	14:17'04.601
Last Passing Point I2.1 at 14:17'04.601							

17° 31 G. GERLOFF [1'41.282]

Lap	Seg.1	Seg.2	Seg.3	Seg.4	Lap Time	km/h	Local Time
1		30.997	21.494	17.593	1'46.265	198,1	14:02'19.682
2	32.403	30.259	21.306	17.630	1'41.598	277,8	14:04'01.280
3	32.389	30.191	21.566	17.812	1'41.958	289,0	14:05'43.238
4	32.317	30.367	21.298	17.846	1'41.828	298,5	14:07'25.066
5	32.285	30.393	21.561	17.791	1'42.030	308,7	14:09'07.096
6	32.319	33.748	21.496	17.858	1'45.421	307,0	14:10'52.517
7	32.291	30.304	21.408	17.774	1'41.777	305,2	14:12'34.294
8	31.927	30.442	21.364	17.663	1'41.396	311,4	14:14'15.690
9	32.047	30.255	21.234	17.746	1'41.282	312,3	14:15'56.972
10	32.244	30.217				302,7	14:17'06.365
Last Passing Point I2.1 at 14:17'06.365							

18° 95 T. MACKENZIE [1'42.144]

Lap	Seg.1	Seg.2	Seg.3	Seg.4	Lap Time	km/h	Local Time
1		31.089	21.576	17.579	1'46.729	202,5	14:02'20.146
2	32.548	30.510	21.547	17.600	1'42.205	283,7	14:04'02.351
3	32.404	30.627	21.503	17.736	1'42.270	297,7	14:05'44.621
4	32.350	30.780	21.615	17.811	1'42.556	303,5	14:07'27.177
5	32.471	30.547	21.520	17.753	1'42.291	305,2	14:09'09.468
6	33.826	30.723	21.505	17.681	1'43.735	312,3	14:10'53.203
7	32.546	30.427	21.496	17.712	1'42.182	291,4	14:12'35.384
8	32.224	30.582	21.538	17.800	1'42.144	299,3	14:14'17.528
9	32.188	31.059	21.538	17.824	1'42.609	302,7	14:16'00.137
10	32.245	30.644				298,5	14:17'09.824
Last Passing Point I2.1 at 14:17'09.824							

19° 21 Z. ZAIDI [1'44.371]

Lap	Seg.1	Seg.2	Seg.3	Seg.4	Lap Time	km/h	Local Time
1		31.925	21.934	17.933	1'48.845	198,1	14:02'22.262
2	33.655	31.512	21.808	18.049	1'45.024	289,0	14:04'07.286
3	33.012	31.602	21.751	18.006	1'44.371	288,2	14:05'51.657
4	33.299	31.555	21.886	17.972	1'44.712	286,7	14:07'36.369
5	33.433	31.548	22.075	17.975	1'45.031	295,3	14:09'21.400
6	33.327	31.860	22.018	18.116	1'45.321	294,5	14:11'06.721
7	33.220	31.805	22.056	18.078	1'45.159	291,3	14:12'51.880
8	33.221	31.930	21.990	18.124	1'45.265	292,1	14:14'37.145
9	33.397	31.708	21.993	18.153	1'45.251	298,5	14:16'22.396
10	33.465					282,9	14:16'55.861
Last Passing Point I1 at 14:16'55.861							

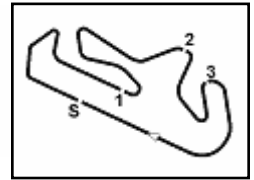
20° 45 S. REDDING [1'41.101]

Lap	Seg.1	Seg.2	Seg.3	Seg.4	Lap Time	km/h	Local Time
1		30.913	21.565	17.729	1'45.578	195,6	14:02'18.995
2	31.890	30.143	21.334	17.734	1'41.101	301,0	14:04'00.096
3	32.073	30.111	21.173	17.772	1'41.129	299,3	14:05'41.225

30/03/2025 P = Pits In/Out - C = Lap Time Cancelled

These data/results cannot be reproduced, stored and/or transmitted in whole or in part by any manner of electronic, mechanical, photocopying, recording, broadcasting or otherwise now known or herein after developed without the previous express consent by the copyright owner, except for reproduction in daily press and regular printed publications on sale to the public within 60 days of the event related to those data/results and always provided that copyright symbol appears together as follows below.

© DORNA WSBK ORGANIZATION Srl 2025



Portuguese Round, 28-30 March 2025

Chronological Analysis Race 2 - Red Flag

Start at 14:00'33.417

4	31.960	30.194	21.294	17.803	1'41.251	303,5	14:07'22.476
5	32.066	30.134	21.321	17.797	1'41.318	301,8	14:09'03.794
6	32.540	30.208	21.215	17.819	1'41.782	296,9	14:10'45.576
7	32.246	30.350	21.450	18.275	1'42.321	304,4	14:12'27.897
8	33.417	30.985	21.798	18.168	1'44.368	299,3	14:14'12.265
9	36.373	35.269	22.302	38.324	2'12.268P	304,4	14:16'24.533

Last Passing Point FL at 14:16'24.533

RET 20 J. O'HALLORAN [1'42.028]

Lap	Seg.1	Seg.2	Seg.3	Seg.4	Lap Time	km/h	Local Time
1		31.164	21.711	17.644	1'47.198	203,3	14:02'20.615
2	32.657	30.650	21.505	17.667	1'42.479	289,7	14:04'03.094
3	32.606	30.609	21.453	17.737	1'42.405	293,7	14:05'45.499
4	32.446	30.511	21.404	17.667	1'42.028	301,0	14:07'27.527
5	32.747	30.471	21.473	17.843	1'42.534	296,9	14:09'10.061
6	33.646	30.998	21.567	17.784	1'43.995	301,8	14:10'54.056
7	32.805	30.412	21.541	17.662	1'42.420	306,1	14:12'36.476
8	32.371	30.564	21.525	17.728	1'42.188	301,0	14:14'18.664
9	32.382	30.951	21.551	17.850	1'42.734	306,1	14:16'01.398
10						300,2	14:16'06.471

Last Passing Point SPD at 14:16'06.471

RET 97 X. VIERGE [1'40.660]

Lap	Seg.1	Seg.2	Seg.3	Seg.4	Lap Time	km/h	Local Time
1		30.182	21.226	17.458	1'43.471	186,2	14:02'16.888
2	31.799	30.126	21.190	17.545	1'40.660	299,3	14:03'57.548
3	31.977	30.166	21.259	17.534	1'40.936	301,0	14:05'38.484
4	32.353	30.047	21.226	17.606	1'41.232	301,0	14:07'19.716
5						313,2	14:07'24.599

Last Passing Point SPD at 14:07'24.599

RET 53 T. RABAT [1'41.472]

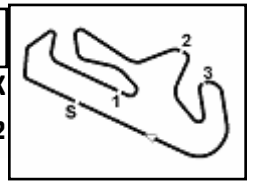
Lap	Seg.1	Seg.2	Seg.3	Seg.4	Lap Time	km/h	Local Time
1		31.302	21.441	17.636	1'46.079	199,2	14:02'19.496
2	32.424	30.280	21.214	17.665	1'41.583	290,5	14:04'01.079
3	32.279	30.258	21.240	17.695	1'41.472	296,1	14:05'42.551
4	32.170	30.529				294,5	14:06'51.885

Last Passing Point I2.1 at 14:06'51.885

30/03/2025 P = Pits In/Out - C = Lap Time Cancelled

These data/results cannot be reproduced, stored and/or transmitted in whole or in part by any manner of electronic, mechanical, photocopying, recording, broadcasting or otherwise now known or herein after developed without the previous express consent by the copyright owner, except for reproduction in daily press and regular printed publications on sale to the public within 60 days of the event related to those data/results and always provided that copyright symbol appears together as follows below.

© DORNA WSBK ORGANIZATION Srl 2025



Portimao 4.592 m

Portuguese Round, 28-30 March 2025

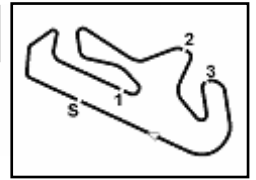
Fastest Laps Race 2 - Red Flag

No.	Rider	Nat	Team	Bike	Class	Lap	Time	Gap
1	1 T. RAZGATLIOGLU	TUR	ROKIT BMW Motorrad WorldSBK Team	BMW M1000RR		4	1'39.825	
2	11 N. BULEGA	ITA	Aruba.it Racing - Ducati	Ducati Panigale V4R		3	1'39.869	0.044
3	55 A. LOCATELLI	ITA	Pata Maxus Yamaha	Yamaha YZF R1		4	1'40.370	0.545
4	19 A. BAUTISTA	ESP	Aruba.it Racing - Ducati	Ducati Panigale V4R		3	1'40.417	0.592
5	60 M. VAN DER MARK	NED	ROKIT BMW Motorrad WorldSBK Team	BMW M1000RR		2	1'40.418	0.593
6	9 D. PETRUCCI	ITA	Barni Spark Racing Team	Ducati Panigale V4R	IND	5	1'40.609	0.784
7	87 R. GARDNER	AUS	GYTR GRT Yamaha WorldSBK Team	Yamaha YZF R1		2	1'40.621	0.796
8	97 X. VIERGE	ESP	Honda HRC	Honda CBR1000 RR-R		2	1'40.660	0.835
9	7 I. LECUONA	ESP	Honda HRC	Honda CBR1000 RR-R		2	1'40.692	0.867
10	22 A. LOWES	GBR	bimota by Kawasaki Racing Team	bimota KB998 Rimini		6	1'40.763	0.938
11	47 A. BASSANI	ITA	bimota by Kawasaki Racing Team	bimota KB998 Rimini		2	1'40.779	0.954
12	29 A. IANNONE	ITA	Team Pata Go Eleven	Ducati Panigale V4R	IND	2	1'40.783	0.958
13	5 Y. MONTELLA	ITA	Barni Spark Racing Team	Ducati Panigale V4R	IND	6	1'41.018	1.193
14	14 S. LOWES	GBR	ELF Marc VDS Racing Team	Ducati Panigale V4R	IND	2	1'41.024	1.199
15	77 D. AEGERTER	SUI	GYTR GRT Yamaha WorldSBK Team	Yamaha YZF R1		6	1'41.045	1.220
16	45 S. REDDING	GBR	MGM BONOVO Racing	Ducati Panigale V4R	IND	2	1'41.101	1.276
17	31 G. GERLOFF	USA	Kawasaki WorldSBK Team	Kawasaki ZX-10RR		9	1'41.282	1.457
18	99 B. SOFUOGLU	TUR	Yamaha Motoxrcing WorldSBK Team	Yamaha YZF R1	IND	9	1'41.361	1.536
19	53 T. RABAT	ESP	Yamaha Motoxrcing WorldSBK Team	Yamaha YZF R1	IND	3	1'41.472	1.647
20	17 R. VICKERS	GBR	Motocorsa Racing	Ducati Panigale V4R	IND	2	1'41.743	1.918
21	20 J. O'HALLORAN	AUS	Pata Maxus Yamaha	Yamaha YZF R1		4	1'42.028	2.203
22	95 T. MACKENZIE	GBR	PETRONAS MIE Honda Racing Team	Honda CBR1000 RR-R	IND	8	1'42.144	2.319
23	21 Z. ZAIDI	MAS	PETRONAS MIE Honda Racing Team	Honda CBR1000 RR-R	IND	3	1'44.371	4.546

30/03/2025

These data/results cannot be reproduced, stored and/or transmitted in whole or in part by any manner of electronic, mechanical, photocopying, recording, broadcasting or otherwise now known or herein after developed without the previous express consent by the copyright owner, except for reproduction in daily press and regular printed publications on sale to the public within 60 days of the event related to those data/results and always provided that copyright symbol appears together as follows below.

© DORNA WSBK ORGANIZATION Srl 2025



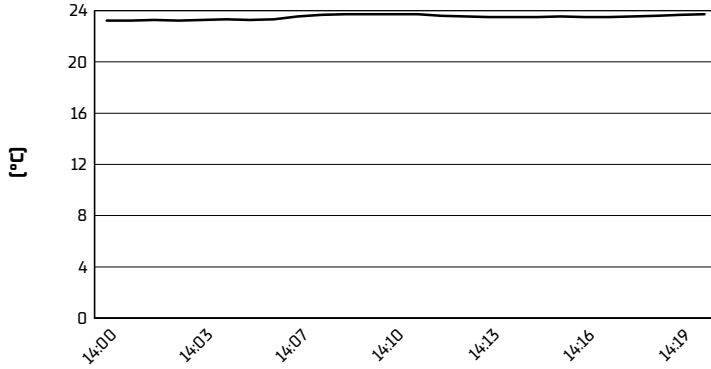
Portimao 4.592 m

Portuguese Round, 28-30 March 2025

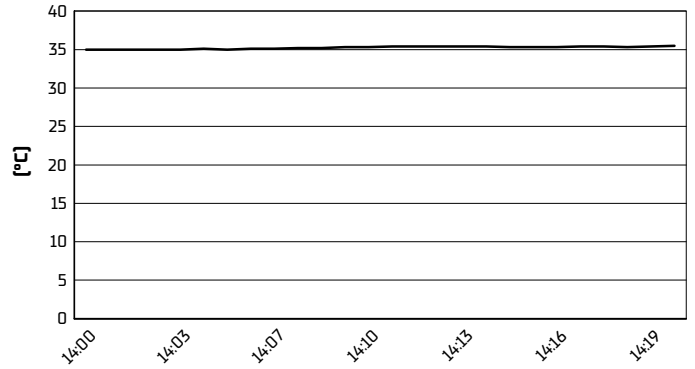
Weather Report Race 2 - Red Flag

Session started 14:00 - Session ended 14:20

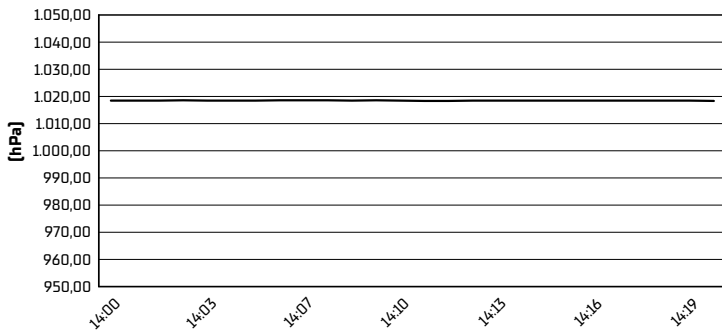
Air Temperature



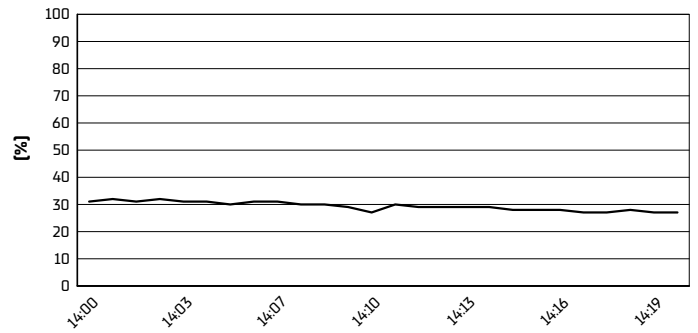
Track Temperature



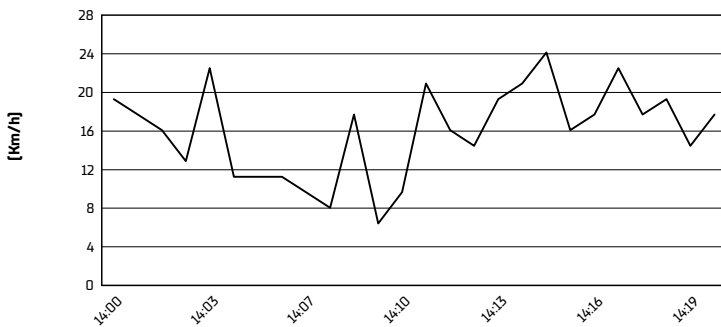
Air Pressure



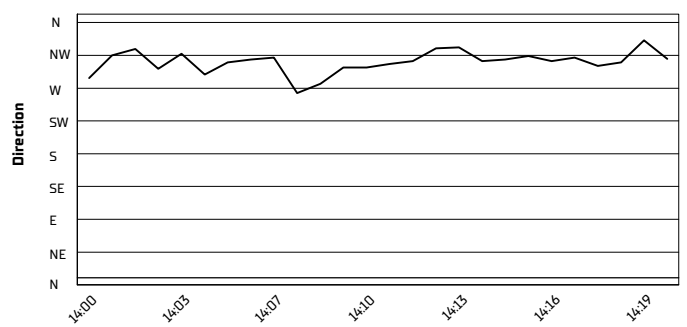
Humidity



Wind Speed



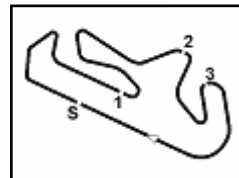
Wind Direction



30/03/2025

These data/results cannot be reproduced, stored and/or transmitted in whole or in part by any manner of electronic, mechanical, photocopying, recording, broadcasting or otherwise now known or herein after developed without the previous express consent by the copyright owner, except for reproduction in daily press and regular printed publications on sale to the public within 60 days of the event related to those data/results and always provided that copyright symbol appears together as follows below.

© DORNA WSBK ORGANIZATION Srl 2025



Portimao 4.592 m

Portuguese Round, 28-30 March 2025

Starting Grid - Race 2 ReStart (11 Laps x 4,592 km = 50,512 km)

1	11 BULEGA N. Ducati	2	1 RAZGATLIOGLU T. BMW	3	19 BAUTISTA A. Ducati
2	55 LOCATELLI A. Yamaha	5	60 VAN DER MARK M. BMW	6	7 LECUONA I. Honda
3	87 GARDNER R. Yamaha	8	47 BASSANI A. bimota	9	9 PETRUCCI D. Ducati
4	5 MONTELLA Y. Ducati	11	29 IANNONE A. Ducati	12	77 AEGERTER D. Yamaha
5	22 LOWES A. bimota	14	14 LOWES S. Ducati	15	99 SOFUOGLU B. Yamaha
6	17 VICKERS R. Ducati	17	31 GERLOFF G. Kawasaki	18	95 MACKENZIE T. Honda
7	21 ZAIDI Z. Honda	20	45 REDDING S. Ducati		