

Portimao 4.592 m

## Portuguese Round, 28–30 March 2025

### Biographical Entry List

No.	Rider (Abbreviation)	Age	Date of Birth	Place of Birth	Nat	Bike Team	Wins 2025	Podiums 2025	Pole 2025	Races 2025	Tyres	Class
1	<b>1</b> RAZGATLIOGLU Toprak (Raz)	28	16/10/1996	Alanya	TUR	BMW M1000RR ROKiT BMW Motorrad WorldSBK Team	57	143	18	225	Pirelli	
2	<b>5</b> MONTELLA Yari (Mon)	25	05/01/2000	Oliveto Citra	ITA	Ducati Panigale V4R Barni Spark Racing Team		1		3	Pirelli	IND
3	<b>7</b> LECUONA Iker (Lec)	25	06/01/2000	Valencia	ESP	Honda CBR1000 RR-R Honda HRC		2	1	94	Pirelli	
4	<b>9</b> PETRUCCI Danilo (Pet)	34	24/10/1990	Terni	ITA	Ducati Panigale V4R Barni Spark Racing Team	3	14		72	Pirelli	IND
5	<b>11</b> BULEGA Nicolo (Bul)	25	16/10/1999	Montecchio Emilia	ITA	Ducati Panigale V4R Aruba.it Racing - Ducati	9	27	5	39	Pirelli	
6	<b>14</b> LOWES Sam (SLo)	34	14/09/1990	Lincoln	GBR	Ducati Panigale V4R ELF Marc VDS Racing Team		3		33	Pirelli	IND
7	<b>17</b> VICKERS Ryan (Vic)	26	19/02/1999	Bury St Edmunds	GBR	Ducati Panigale V4R Motocorsa Racing				6	Pirelli	IND
8	<b>19</b> BAUTISTA Alvaro (Bau)	40	21/11/1984	Talavera de la Reina	ESP	Ducati Panigale V4R Aruba.it Racing - Ducati	63	109	10	207	Pirelli	
9	<b>20</b> O'HALLORAN Jason (OHa)	37	30/12/1987	Wollongong	AUS	Yamaha YZF R1 Pata Maxus Yamaha		2		1	Pirelli	
10	<b>21</b> ZAIDI Zaqhwani (Zai)	29	20/07/1995	Selangor	MAS	Honda CBR1000 RR-R PETRONAS MIE Honda Racing Team					Pirelli	IND
11	<b>22</b> LOWES Alex (ALo)	34	14/09/1990	Lincoln	GBR	bimota KB998 Rimini bimota by Kawasaki Racing Team	4	46	2	323	Pirelli	
12	<b>29</b> IANNONE Andrea (Ian)	35	09/08/1989	Vasto	ITA	Ducati Panigale V4R Team Pata Go Eleven	1	7		39	Pirelli	IND
13	<b>31</b> GERLOFF Garrett (Ger)	29	01/08/1995	Tualatin	USA	Kawasaki ZX-10RR Kawasaki WorldSBK Team		8	1	167	Pirelli	
14	<b>45</b> REDDING Scott (Red)	32	04/01/1993	Gloucester	GBR	Ducati Panigale V4R MGM BONDVO Racing	12	40	2	172	Pirelli	IND
15	<b>47</b> BASSANI Axel (Bas)	25	24/07/1999	Feltre	ITA	bimota KB998 Rimini bimota by Kawasaki Racing Team		6		148	Pirelli	
16	<b>53</b> RABAT Tito (Rab)	35	25/05/1989	Barcelona	ESP	Yamaha YZF R1 Yamaha Motocrossing WorldSBK Team				95	Pirelli	IND
17	<b>55</b> LOCATELLI Andrea (Loc)	28	16/10/1996	Alzano Lombardo	ITA	Yamaha YZF R1 Pata Maxus Yamaha		18		148	Pirelli	
18	<b>60</b> VAN DER MARK Michael (vdM)	32	26/10/1992	Gouda	NED	BMW M1000RR ROKiT BMW Motorrad WorldSBK Team	6	42	1	282	Pirelli	
19	<b>77</b> AEGERTER Dominique (Aeg)	34	30/09/1990	Röthenbach Im Emmental	SUI	Yamaha YZF R1 GYTR GRT Yamaha WorldSBK Team		2		66	Pirelli	
20	<b>87</b> GARDNER Remy (Gar)	27	24/02/1998	Randwick	AUS	Yamaha YZF R1 GYTR GRT Yamaha WorldSBK Team		1		69	Pirelli	
21	<b>95</b> MACKENZIE Tarran (Mac)	29	29/10/1995	Stirling	GBR	Honda CBR1000 RR-R PETRONAS MIE Honda Racing Team				34	Pirelli	IND
22	<b>97</b> VIERGE Xavi (Vie)	27	30/04/1997	Barcelona	ESP	Honda CBR1000 RR-R Honda HRC		1		111	Pirelli	
23	<b>99</b> SOFUOGLU Bahattin (Sof)	21	19/08/2003	Adapazari	TUR	Yamaha YZF R1 Yamaha Motocrossing WorldSBK Team				3	Pirelli	IND

## Portuguese Round, 28-30 March 2025

### Results Free Practice 1st Session

Portimao 4.592 m

1 / 2

No.	Rider	Nat	Team	Bike	Class	Time	Gap	Rel.	Laps	Speed	
										Avg	Max
1	<b>11 N. BULEGA</b>	ITA	Aruba.it Racing - Ducati	Ducati Panigale V4R		<b>1'40.977</b>			20	163,713	<b>319,6</b>
2	<b>19 A. BAUTISTA</b>	ESP	Aruba.it Racing - Ducati	Ducati Panigale V4R		<b>1'40.996</b>	0.019	0.019	20	163,682	<b>318,7</b>
3	<b>47 A. BASSANI</b>	ITA	bimota by Kawasaki Racing Team	bimota KB998 Rimini		<b>1'41.046</b>	0.069	0.050	16	163,601	<b>309,6</b>
4	<b>60 M. VAN DER MARK</b>	NED	ROKIT BMW Motorrad WorldSBK Team	BMW M1000RR		<b>1'41.049</b>	0.072	0.003	15	163,596	<b>316,8</b>
5	<b>5 Y. MONTELLA</b>	ITA	Barni Spark Racing Team	Ducati Panigale V4R	IND	<b>1'41.099</b>	0.122	0.050	19	163,515	<b>315,9</b>
6	<b>29 A. IANNONE</b>	ITA	Team Pata Go Eleven	Ducati Panigale V4R	IND	<b>1'41.185</b>	0.208	0.086	14	163,376	<b>316,8</b>
7	<b>22 A. LOWES</b>	GBR	bimota by Kawasaki Racing Team	bimota KB998 Rimini		<b>1'41.189</b>	0.212	0.004	17	163,370	<b>313,2</b>
8	<b>9 D. PETRUCCI</b>	ITA	Barni Spark Racing Team	Ducati Panigale V4R	IND	<b>1'41.237</b>	0.260	0.048	18	163,292	<b>318,7</b>
9	<b>97 X. VIERGE</b>	ESP	Honda HRC	Honda CBR1000 RR-R		<b>1'41.519</b>	0.542	0.282	16	162,838	<b>312,3</b>
10	<b>14 S. LOWES</b>	GBR	ELF Marc VDS Racing Team	Ducati Panigale V4R	IND	<b>1'41.613</b>	0.636	0.094	16	162,688	<b>314,1</b>
11	<b>55 A. LOCATELLI</b>	ITA	Pata Maxus Yamaha	Yamaha YZF R1		<b>1'41.754</b>	0.777	0.141	16	162,462	<b>310,5</b>
12	<b>45 S. REDDING</b>	GBR	MGM BONDVO Racing	Ducati Panigale V4R	IND	<b>1'41.825</b>	0.848	0.071	16	162,349	<b>316,8</b>
13	<b>87 R. GARDNER</b>	AUS	GYTR GRT Yamaha WorldSBK Team	Yamaha YZF R1		<b>1'41.972</b>	0.995	0.147	15	162,115	<b>312,3</b>
14	<b>95 T. MACKENZIE</b>	GBR	PETRONAS MIE Honda Racing Team	Honda CBR1000 RR-R	IND	<b>1'42.167</b>	1.190	0.195	15	161,806	<b>309,6</b>
15	<b>17 R. VICKERS</b>	GBR	Motocorsa Racing	Ducati Panigale V4R	IND	<b>1'42.402</b>	1.425	0.235	17	161,434	<b>310,5</b>
16	<b>77 D. AEGERTER</b>	SUI	GYTR GRT Yamaha WorldSBK Team	Yamaha YZF R1		<b>1'42.600</b>	1.623	0.198	16	161,123	<b>307,8</b>
17	<b>7 I. LECUONA</b>	ESP	Honda HRC	Honda CBR1000 RR-R		<b>1'42.795</b>	1.818	0.195	16	160,817	<b>311,4</b>
18	<b>99 B. SOFUOGLU</b>	TUR	Yamaha Motoxracing WorldSBK Team	Yamaha YZF R1	IND	<b>1'42.825</b>	1.848	0.030	14	160,770	<b>305,2</b>
19	<b>31 G. GERLOFF</b>	USA	Kawasaki WorldSBK Team	Kawasaki ZX-10RR		<b>1'43.414</b>	2.437	0.589	3	159,855	<b>306,1</b>
20	<b>53 T. RABAT</b>	ESP	Yamaha Motoxracing WorldSBK Team	Yamaha YZF R1	IND	<b>1'43.899</b>	2.922	0.485	2	159,108	<b>302,7</b>
21	<b>21 Z. ZAIDI</b>	MAS	PETRONAS MIE Honda Racing Team	Honda CBR1000 RR-R	IND	<b>1'45.311</b>	4.334	1.412	15	156,975	<b>298,5</b>
22	<b>20 J. O'HALLORAN</b>	AUS	Pata Maxus Yamaha	Yamaha YZF R1		<b>1'45.777</b>	4.800	0.466	14	156,284	<b>296,9</b>
----- <b>Out 105% in this Session</b> -----											
23	<b>1 T. RAZGATLIOGLU</b>	TUR	ROKIT BMW Motorrad WorldSBK Team	BMW M1000RR					1		

Qualifying Lap Time (105% of 1'40.977): **1'46.026**

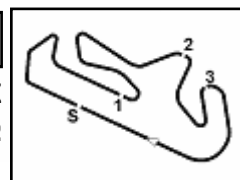
AIR	Humidity:	48%	Temp:	20°C
TRACK	Condition:	Dry	Temp:	26°C

Records	Pole	[SP]	2022 J.Rea	1'39.610	165,960	Km/h
	Race	[SPRC]	2023 T.Razgatioglu	1'39.826	165,600	Km/h
	All Times	[SP]	2022 J.Rea	1'39.610	165,960	Km/h

Start 28/03/2025 10:45 End 11:33 The results are provisional until the end of the time limit for protests and appeals and the completion of the technical checks.

These data/results cannot be reproduced, stored and/or transmitted in whole or in part by any manner of electronic, mechanical, photocopying, recording, broadcasting or otherwise now known or herein after developed without the previous express consent by the copyright owner, except for reproduction in daily press and regular printed publications on sale to the public within 60 days of the event related to those data/results and always provided that copyright symbol appears together as follows below.

© DORNA WSBK ORGANIZATION Srl 2025



## Portuguese Round, 28-30 March 2025

### Results Free Practice 1st Session

#### Session Highlights

Local Time	No. Rider	Description
10.30.32		START DELAYED
10.45.00		Start of Session
10.45.12		WorldSBK Pit Intervention Time: 1min 35secs
10.47.59	<b>21</b> Z. ZAIDI	#21 On Asphalt - Rejoined - Turn 5
10.48.08	<b>1</b> T. RAZGATLIOGLU	#1 On the Gravel - Rejoined - Turn 1
10.49.19	<b>1</b> T. RAZGATLIOGLU	#1 Transponder NOT Working
10.51.46	<b>53</b> T. RABAT	#53 Crashed - Turn 8
10.54.01	<b>31</b> G. GERLOFF	#31 Technical Problem - Rider is slowing down - Turn 5
10.54.37	<b>31</b> G. GERLOFF	#31 Stopped with Technical Problem - Turn 5
10.55.04	<b>7</b> I. LECUONA	#7 Lap Time Cancelled [1'45.837] - Yellow Flag - Turn 8
10.55.10	<b>87</b> R. GARDNER	#87 Lap Time Cancelled [1'42.167] - Yellow Flag - Turn 8
10.55.15	<b>55</b> A. LOCATELLI	#55 Lap Time Cancelled [1'45.995] - Yellow Flag - Turn 8
10.55.19	<b>21</b> Z. ZAIDI	#21 Lap Time Cancelled [1'45.937] - Yellow Flag - Turn 8
10.55.24	<b>5</b> Y. MONTELLA	#5 Lap Time Cancelled [1'41.807] - Yellow Flag - Turn 8
10.55.29	<b>97</b> X. VIERGE	#97 Lap Time Cancelled [1'49.420] - Yellow Flag - Turn 8
10.55.34	<b>14</b> S. LOWES	#14 Lap Time Cancelled [1'51.091] - Yellow Flag - Turn 8
10.55.39	<b>22</b> A. LOWES	#22 Lap Time Cancelled [1'41.429] - Yellow Flag - Turn 8
10.55.44	<b>60</b> M. VAN DER MARK	#60 Lap Time Cancelled [1'41.428] - Yellow Flag - Turn 8
10.55.49	<b>31</b> G. GERLOFF	#31 Lap Time Cancelled [1'43.192] - Yellow Flag - Turn 8
10.55.54	<b>20</b> J. O'HALLORAN	#20 Lap Time Cancelled [1'47.564] - Yellow Flag - Turn 8
10.55.59	<b>9</b> D. PETRUCCI	#9 Lap Time Cancelled [1'41.378] - Yellow Flag - Turn 8
10.56.04	<b>17</b> R. VICKERS	#17 Lap Time Cancelled [1'43.651] - Yellow Flag - Turn 8
10.56.09	<b>19</b> A. BAUTISTA	#19 Lap Time Cancelled [1'41.798] - Yellow Flag - Turn 8
10.59.51	<b>11</b> N. BULEGA	#11 racelink gps not working at all
11.07.12	<b>21</b> Z. ZAIDI	#21 On Asphalt - Rejoined - Turn 5
11.26.01	<b>17</b> R. VICKERS	#17 Crashed - Turn 13
11.26.53	<b>17</b> R. VICKERS	#17 Rejoined
11.27.23		WorldSSP300 FP - Pit Lane opens at 11:40
11.30.31		WorldSSP300 FP - Pit Lane opens at 11:40
11.31.40	<b>21</b> Z. ZAIDI	#21 Lap Time Cancelled [1'46.392] - Yellow Flag - Turn 13
11.33.17		End of Session

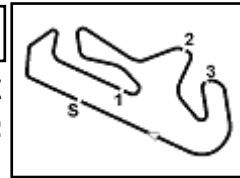
#### Fastest Laps Sequence

No.	Rider	Nat	Team	Bike	Local Time	Time	Gap	Avg
<b>53</b>	T. RABAT	ESP	Yamaha Motoxrcing WorldSBK Team	Yamaha YZF R1	10:48'49.497	<b>1'46.058</b>		155,869
<b>47</b>	A. BASSANI	ITA	bimota by Kawasaki Racing Team	bimota KB998 Rimini	10:48'50.840	<b>1'42.627</b>	-3.431	161,080
<b>14</b>	S. LOWES	GBR	ELF Marc VDS Racing Team	Ducati Panigale V4R	10:49'19.323	<b>1'42.042</b>	-0.585	162,004
<b>22</b>	A. LOWES	GBR	bimota by Kawasaki Racing Team	bimota KB998 Rimini	10:49'27.274	<b>1'41.769</b>	-0.273	162,438
<b>11</b>	N. BULEGA	ITA	Aruba.it Racing - Ducati	Ducati Panigale V4R	10:50'34.489	<b>1'41.381</b>	-0.388	163,060
<b>11</b>	N. BULEGA	ITA	Aruba.it Racing - Ducati	Ducati Panigale V4R	10:52'15.721	<b>1'41.232</b>	-0.149	163,300
<b>22</b>	A. LOWES	GBR	bimota by Kawasaki Racing Team	bimota KB998 Rimini	10:54'31.772	<b>1'41.189</b>	-0.043	163,370
<b>19</b>	A. BAUTISTA	ESP	Aruba.it Racing - Ducati	Ducati Panigale V4R	10:55'00.217	<b>1'40.996</b>	-0.193	163,682
<b>11</b>	N. BULEGA	ITA	Aruba.it Racing - Ducati	Ducati Panigale V4R	10:55'38.185	<b>1'40.977</b>	-0.019	163,713

28/03/2025 Start 10:45 End 11:33 The results are provisional until the end of the time limit for protests and appeals and the completion of the technical checks.

These data/results cannot be reproduced, stored and/or transmitted in whole or in part by any manner of electronic, mechanical, photocopying, recording, broadcasting or otherwise now known or herein after developed without the previous express consent by the copyright owner, except for reproduction in daily press and regular printed publications on sale to the public within 60 days of the event related to those data/results and always provided that copyright symbol appears together as follows below.

© DORNA WSBK ORGANIZATION Srl 2025



Portimao 4.592 m

## Portuguese Round, 28-30 March 2025

### Best Sectors & Speed Free Practice 1st Session

#### BEST LAP

1	<b>11</b> N. BULEGA	Ducati Panigale V4R	1'40.977
2	<b>19</b> A. BAUTISTA	Ducati Panigale V4R	1'40.996
3	<b>47</b> A. BASSANI	bimota KB998 Rimini	1'41.046
4	<b>60</b> M. VAN DER MARK	BMW M1000RR	1'41.049
5	<b>5</b> Y. MONTELLA	Ducati Panigale V4R	1'41.099
6	<b>29</b> A. IANNONE	Ducati Panigale V4R	1'41.185
7	<b>22</b> A. LOWES	bimota KB998 Rimini	1'41.189
8	<b>9</b> D. PETRUCCI	Ducati Panigale V4R	1'41.237
9	<b>97</b> X. VIERGE	Honda CBR1000 RR-R	1'41.519
10	<b>14</b> S. LOWES	Ducati Panigale V4R	1'41.613
11	<b>55</b> A. LOCATELLI	Yamaha YZF R1	1'41.754
12	<b>45</b> S. REDDING	Ducati Panigale V4R	1'41.825
13	<b>87</b> R. GARDNER	Yamaha YZF R1	1'41.972
14	<b>95</b> T. MACKENZIE	Honda CBR1000 RR-R	1'42.167
15	<b>17</b> R. VICKERS	Ducati Panigale V4R	1'42.402
16	<b>77</b> D. AEGERTER	Yamaha YZF R1	1'42.600
17	<b>7</b> I. LECUONA	Honda CBR1000 RR-R	1'42.795
18	<b>99</b> B. SOFUOGLU	Yamaha YZF R1	1'42.825
19	<b>31</b> G. GERLOFF	Kawasaki ZX-10RR	1'43.414
20	<b>53</b> T. RABAT	Yamaha YZF R1	1'43.899
21	<b>21</b> Z. ZAIDI	Honda CBR1000 RR-R	1'45.311
22	<b>20</b> J. O'HALLORAN	Yamaha YZF R1	1'45.777
23	<b>1</b> T. RAZGATUOGLU	BMW M1000RR	

#### SPEED

1	<b>11</b> N. BULEGA	Ducati Panigale V4R	319,6
2	<b>19</b> A. BAUTISTA	Ducati Panigale V4R	318,7
3	<b>9</b> D. PETRUCCI	Ducati Panigale V4R	318,7
4	<b>45</b> S. REDDING	Ducati Panigale V4R	316,8
5	<b>60</b> M. VAN DER MARK	BMW M1000RR	316,8
6	<b>29</b> A. IANNONE	Ducati Panigale V4R	316,8
7	<b>5</b> Y. MONTELLA	Ducati Panigale V4R	315,9
8	<b>14</b> S. LOWES	Ducati Panigale V4R	314,1
9	<b>22</b> A. LOWES	bimota KB998 Rimini	313,2
10	<b>97</b> X. VIERGE	Honda CBR1000 RR-R	312,3
11	<b>87</b> R. GARDNER	Yamaha YZF R1	312,3
12	<b>7</b> I. LECUONA	Honda CBR1000 RR-R	311,4
13	<b>55</b> A. LOCATELLI	Yamaha YZF R1	310,5
14	<b>17</b> R. VICKERS	Ducati Panigale V4R	310,5
15	<b>47</b> A. BASSANI	bimota KB998 Rimini	309,6
16	<b>95</b> T. MACKENZIE	Honda CBR1000 RR-R	309,6
17	<b>77</b> D. AEGERTER	Yamaha YZF R1	307,8
18	<b>31</b> G. GERLOFF	Kawasaki ZX-10RR	306,1
19	<b>99</b> B. SOFUOGLU	Yamaha YZF R1	305,2
20	<b>53</b> T. RABAT	Yamaha YZF R1	302,7
21	<b>21</b> Z. ZAIDI	Honda CBR1000 RR-R	298,5
22	<b>20</b> J. O'HALLORAN	Yamaha YZF R1	296,9

#### SEG. 1

#### SEG. 2

#### SEG. 3

#### SEG. 4

1	<b>19</b> A. BAUTISTA	31.592	1	<b>9</b> D. PETRUCCI	30.038	1	<b>29</b> A. IANNONE	21.105	1	<b>60</b> M. VAN DER MARK	17.637
2	<b>29</b> A. IANNONE	31.641	2	<b>11</b> N. BULEGA	30.050	2	<b>47</b> A. BASSANI	21.174	2	<b>11</b> N. BULEGA	17.657
3	<b>5</b> Y. MONTELLA	31.703	3	<b>55</b> A. LOCATELLI	30.062	3	<b>11</b> N. BULEGA	21.198	3	<b>14</b> S. LOWES	17.675
4	<b>11</b> N. BULEGA	31.731	4	<b>22</b> A. LOWES	30.076	4	<b>5</b> Y. MONTELLA	21.293	4	<b>5</b> Y. MONTELLA	17.708
5	<b>60</b> M. VAN DER MARK	31.733	5	<b>14</b> S. LOWES	30.109	5	<b>19</b> A. BAUTISTA	21.298	5	<b>22</b> A. LOWES	17.724
6	<b>9</b> D. PETRUCCI	31.838	6	<b>47</b> A. BASSANI	30.145	6	<b>22</b> A. LOWES	21.305	6	<b>19</b> A. BAUTISTA	17.738
7	<b>47</b> A. BASSANI	31.841	7	<b>60</b> M. VAN DER MARK	30.157	7	<b>60</b> M. VAN DER MARK	21.355	7	<b>9</b> D. PETRUCCI	17.778
8	<b>97</b> X. VIERGE	31.853	8	<b>5</b> Y. MONTELLA	30.190	8	<b>9</b> D. PETRUCCI	21.361	8	<b>29</b> A. IANNONE	17.799
9	<b>22</b> A. LOWES	31.871	9	<b>29</b> A. IANNONE	30.200	9	<b>14</b> S. LOWES	21.364	9	<b>47</b> A. BASSANI	17.806
10	<b>55</b> A. LOCATELLI	31.914	10	<b>45</b> S. REDDING	30.258	10	<b>97</b> X. VIERGE	21.378	10	<b>97</b> X. VIERGE	17.819
11	<b>45</b> S. REDDING	31.914	11	<b>19</b> A. BAUTISTA	30.266	11	<b>55</b> A. LOCATELLI	21.390	11	<b>87</b> R. GARDNER	17.829
12	<b>87</b> R. GARDNER	31.950	12	<b>87</b> R. GARDNER	30.279	12	<b>17</b> R. VICKERS	21.408	12	<b>77</b> D. AEGERTER	17.836
13	<b>14</b> S. LOWES	31.964	13	<b>97</b> X. VIERGE	30.312	13	<b>45</b> S. REDDING	21.499	13	<b>31</b> G. GERLOFF	17.908
14	<b>95</b> T. MACKENZIE	32.018	14	<b>77</b> D. AEGERTER	30.434	14	<b>87</b> R. GARDNER	21.524	14	<b>55</b> A. LOCATELLI	17.908
15	<b>17</b> R. VICKERS	32.136	15	<b>17</b> R. VICKERS	30.621	15	<b>53</b> T. RABAT	21.525	15	<b>45</b> S. REDDING	17.920
16	<b>77</b> D. AEGERTER	32.197	16	<b>95</b> T. MACKENZIE	30.638	16	<b>95</b> T. MACKENZIE	21.537	16	<b>95</b> T. MACKENZIE	17.924
17	<b>7</b> I. LECUONA	32.367	17	<b>7</b> I. LECUONA	30.672	17	<b>7</b> I. LECUONA	21.555	17	<b>99</b> B. SOFUOGLU	17.940
18	<b>31</b> G. GERLOFF	32.428	18	<b>99</b> B. SOFUOGLU	30.750	18	<b>99</b> B. SOFUOGLU	21.558	18	<b>17</b> R. VICKERS	18.036
19	<b>99</b> B. SOFUOGLU	32.461	19	<b>31</b> G. GERLOFF	30.999	19	<b>31</b> G. GERLOFF	21.636	19	<b>53</b> T. RABAT	18.060
20	<b>53</b> T. RABAT	32.608	20	<b>53</b> T. RABAT	31.195	20	<b>77</b> D. AEGERTER	21.698	20	<b>7</b> I. LECUONA	18.085
21	<b>21</b> Z. ZAIDI	33.084	21	<b>21</b> Z. ZAIDI	31.758	21	<b>21</b> Z. ZAIDI	22.018	21	<b>21</b> Z. ZAIDI	18.110
22	<b>20</b> J. O'HALLORAN	33.273	22	<b>20</b> J. O'HALLORAN	31.940	22	<b>20</b> J. O'HALLORAN	22.227	22	<b>20</b> J. O'HALLORAN	18.307

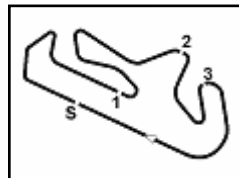
28/03/2025

These data/results cannot be reproduced, stored and/or transmitted in whole or in part by any manner of electronic, mechanical, photocopying, recording, broadcasting or otherwise now known or herein after developed without the previous express consent by the copyright owner, except for reproduction in daily press and regular printed publications on sale to the public within 60 days of the event related to those data/results and always provided that copyright symbol appears together as follows below.

© DORNA WSBK ORGANIZATION Srl 2025

FIGR PERUGIA TIMING





Portimao 4.592 m

## Portuguese Round, 28-30 March 2025

### Ideal Times Free Practice 1st Session

No.	Rider	Nat	Bike	Seg. 1	Seg. 2	Seg. 3	Seg. 4	Ideal Time		
				Diff. 1	Diff. 2	Diff. 3	Diff. 4	Best Lap	Pos.	Diff.
1	<b>11 N. BULEGA</b>	ITA	Ducati Panigale V4R	31.731 +0.160	30.050 +0.013	21.198	17.657 +0.168	<b>1'40.636</b> 1'40.977	1	0.341
2	<b>29 A. IANNONE</b>	ITA	Ducati Panigale V4R	31.641 +0.425	30.200 +0.015	<b>21.105</b>	17.799	<b>1'40.745</b> 1'41.185	6	0.440
3	<b>60 M. VAN DER MARK</b>	NED	BMW M1000RR	31.733	30.157 +0.101	21.355 +0.066	<b>17.637</b>	<b>1'40.882</b> 1'41.049	4	0.167
4	<b>19 A. BAUTISTA</b>	ESP	Ducati Panigale V4R	<b>31.592</b> +0.046	30.266 +0.046	21.298 +0.004	17.738 +0.006	<b>1'40.894</b> 1'40.996	2	0.102
5	<b>5 Y. MONTELLA</b>	ITA	Ducati Panigale V4R	31.703 +0.205	30.190	21.293	17.708	<b>1'40.894</b> 1'41.099	5	0.205
6	<b>47 A. BASSANI</b>	ITA	bimota KB998 Rimini	31.841 +0.050	30.145	21.174	17.806 +0.030	<b>1'40.966</b> 1'41.046	3	0.080
7	<b>22 A. LOWES</b>	GBR	bimota KB998 Rimini	31.871 +0.028	30.076 +0.008	21.305 +0.020	17.724 +0.157	<b>1'40.976</b> 1'41.189	7	0.213
8	<b>9 D. PETRUCCI</b>	ITA	Ducati Panigale V4R	31.838 +0.058	<b>30.038</b>	21.361 +0.079	17.778 +0.085	<b>1'41.015</b> 1'41.237	8	0.222
9	<b>14 S. LOWES</b>	GBR	Ducati Panigale V4R	31.964 +0.068	30.109 +0.055	21.364 +0.095	17.675 +0.283	<b>1'41.112</b> 1'41.613	10	0.501
10	<b>55 A. LOCATELLI</b>	ITA	Yamaha YZF R1	31.914 +0.085	30.062	21.390 +0.136	17.908 +0.259	<b>1'41.274</b> 1'41.754	11	0.480
11	<b>97 X. VIERGE</b>	ESP	Honda CBR1000 RR-R	31.853	30.312 +0.071	21.378	17.819 +0.086	<b>1'41.362</b> 1'41.519	9	0.157
12	<b>87 R. GARDNER</b>	AUS	Yamaha YZF R1	31.950 +0.136	30.279 +0.080	21.524 +0.023	17.829 +0.151	<b>1'41.582</b> 1'41.972	13	0.390
13	<b>45 S. REDDING</b>	GBR	Ducati Panigale V4R	31.914 +0.023	30.258	21.499 +0.102	17.920 +0.109	<b>1'41.591</b> 1'41.825	12	0.234
14	<b>95 T. MACKENZIE</b>	GBR	Honda CBR1000 RR-R	32.018	30.638 +0.034	21.537 +0.016	17.924	<b>1'42.117</b> 1'42.167	14	0.050
15	<b>77 D. AEGERTER</b>	SUI	Yamaha YZF R1	32.197	30.434	21.698 +0.259	17.836 +0.176	<b>1'42.165</b> 1'42.600	16	0.435
16	<b>17 R. VICKERS</b>	GBR	Ducati Panigale V4R	32.136 +0.201	30.621	21.408	18.036	<b>1'42.201</b> 1'42.402	15	0.201
17	<b>7 I. LECUONA</b>	ESP	Honda CBR1000 RR-R	32.367 +0.008	30.672 +0.033	21.555 +0.044	18.085 +0.031	<b>1'42.679</b> 1'42.795	17	0.116
18	<b>99 B. SOFUOGLU</b>	TUR	Yamaha YZF R1	32.461	30.750	21.558 +0.037	17.940 +0.079	<b>1'42.709</b> 1'42.825	18	0.116
19	<b>31 G. GERLOFF</b>	USA	Kawasaki ZX-10RR	32.428	30.999 +0.241	21.636 +0.016	17.908 +0.186	<b>1'42.971</b> 1'43.414	19	0.443
20	<b>53 T. RABAT</b>	ESP	Yamaha YZF R1	32.608 +0.511	31.195	21.525	18.060	<b>1'43.388</b> 1'43.899	20	0.511
21	<b>21 Z. ZAIDI</b>	MAS	Honda CBR1000 RR-R	33.084	31.758 +0.060	22.018 +0.185	18.110 +0.096	<b>1'44.970</b> 1'45.311	21	0.341
22	<b>20 J. O'HALLORAN</b>	AUS	Yamaha YZF R1	33.273	31.940	22.227	18.307 +0.030	<b>1'45.747</b> 1'45.777	22	0.030
	<b>1 T. RAZGATLIOGLU</b>	TUR	BMW M1000RR							
<b>Overall Ideal Time</b>				31.592	30.038	21.105	17.637	<b>1'40.372</b>		

28/03/2025

These data/results cannot be reproduced, stored and/or transmitted in whole or in part by any manner of electronic, mechanical, photocopying, recording, broadcasting or otherwise now known or herein after developed without the previous express consent by the copyright owner, except for reproduction in daily press and regular printed publications on sale to the public within 60 days of the event related to those data/results and always provided that copyright symbol appears together as follows below.

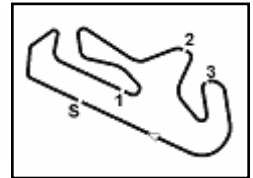
© DORNA WSBK ORGANIZATION Srl 2025

FICR PERUGIA TIMING









Portimao 4.592 m

**Portuguese Round, 28-30 March 2025**  
**Chronological Analysis Free Practice 1st Session**

3 / 4

Lap	Seg1	Seg2	Seg3	Seg4	Lap Time	km/h	Local Time
1	32.383	30.457	22.396	18.846	1:42.809	305,2	10:47'17.792
2	32.175	30.285	22.140	17.829	1:40.808	307,8	10:50'51.409
3	32.027	30.435	21.643	18.062	1:42.167C	304,4	10:52'33.576
4	32.261	30.410	21.524	17.990	1:42.185	306,1	10:54'15.761
5	32.179	30.279	21.569	17.958	1:41.985	303,5	10:55'57.746
6	36.202	30.958	21.850	18.204	1:47.214	308,7	10:57'44.960
7	31.992	30.506	24.086	38.509	2:05.093P	312,3	10:59'50.053
8	11'23.517	31.301	21.832	18.337	1:23.987P		11:12'25.040
9	32.074	30.395	21.641	17.981	1:42.091	307,8	11:14'07.131
10	32.200	30.394	22.452	18.135	1:43.181	305,2	11:15'50.312
11	31.950	30.328	21.831	38.322	2:02.431P	312,3	11:17'52.743
12	6'54.229	35.578	21.848	18.216	8'09.871P		11:26'02.614
13	31.993	30.543	21.550	17.951	1:42.037	308,7	11:27'44.651
14	32.086	30.359	21.547	17.980	1:41.972	311,4	11:29'26.623
15	31.950	30.547	21.694	17.901	1:42.092	307,0	11:31'08.715

14° 95 T. MACKENZIE [1'42.167]							
Lap	Seg1	Seg2	Seg3	Seg4	Lap Time	km/h	Local Time
1	33.587	31.107	22.815	18.415	1:44.742	287,4	10:47'15.730
2	32.791	30.638	21.757	18.048	1:43.234	306,1	10:50'43.706
3	32.683	30.959	21.821	18.032	1:43.495	307,0	10:52'27.201
4	32.537	30.764	21.793	18.011	1:43.105	307,8	10:54'10.306
5	32.560	30.878	21.657	18.014	1:43.109	304,4	10:55'53.415
6	42.642	32.241	22.297	38.621	2'15.801P	296,1	10:58'09.216
7	8'51.626	32.329	22.186	17.980	10'04.121P		11:08'13.337
8	32.686	30.826	21.673	18.025	1:43.210	300,2	11:09'56.547
9	32.336	30.862	21.537	18.001	1:42.736	305,2	11:11'39.283
10	32.443	30.810	21.672	18.084	1:43.009	308,7	11:13'22.292
11	36.144	33.469	23.438	38.702	2'11.753P	276,4	11:15'34.045
12	7'37.575	32.126	22.060	18.151	8'49.912P		11:24'23.957
13	32.470	31.596	21.725	17.995	1:43.786	307,8	11:26'07.743
14	32.018	30.672	21.553	17.924	1:42.167	308,7	11:27'49.910
15	32.104	36.757	23.607	39.757	2'12.225P	309,6	11:30'02.135

17° 7 I. LECUONA [1'42.795]							
Lap	Seg1	Seg2	Seg3	Seg4	Lap Time	km/h	Local Time
1	33.553	30.975	21.827	18.168	1:44.523	289,0	10:49'04.605
2	32.774	30.881	21.774	18.207	1:43.636	296,9	10:50'48.241
3	32.621	31.195	23.834	18.187	1:45.837C	307,0	10:52'34.078
4	32.577	30.781	21.734	18.218	1:43.310	303,5	10:54'17.388
5	34.516	32.105	22.693	38.721	2'08.035P	304,4	10:56'25.423
6	9'51.471	31.515	22.147	18.183	11'03.316P		11:07'28.739
7	32.807	30.784	21.590	18.088	1:43.269	300,2	11:09'12.008
8	32.543	30.696	21.765	18.275	1:43.279	304,4	11:10'55.287
9	32.367	30.752	21.749	18.216	1:43.084	308,7	11:12'38.371
10	32.836	30.851	21.555	18.085	1:43.327	310,5	11:14'21.698
11	35.404	31.980	22.257	39.268	2'08.909P	310,5	11:16'30.607
12	6'52.019	31.351	21.923	18.311	8'03.604P		11:24'34.211
13	32.511	30.743	21.720	18.194	1:43.168	311,4	11:26'17.379
14	32.406	30.672	21.704	18.114	1:42.896	310,5	11:28'00.275
15	32.471	34.603	22.674	18.670	1:48.418	308,7	11:29'48.693
16	32.375	30.705	21.599	18.116	1:42.795	307,8	11:31'31.488

18° 99 B. SOFUOGLU [1'42.825]							
Lap	Seg1	Seg2	Seg3	Seg4	Lap Time	km/h	Local Time
1	33.782	31.437	22.268	18.257	1:45.744	285,9	10:49'00.949
2	32.747	30.972	21.658	17.982	1:43.359	295,3	10:50'44.308
3	32.776	30.920	21.678	17.940	1:43.314	296,1	10:52'27.622
4	32.807	30.824	21.707	18.044	1:43.382	286,7	10:54'11.004
5	32.543	30.976	21.588	18.070	1:43.177	303,5	10:55'54.181
6	33.493	32.463	22.174	39.907	2'08.037P	291,3	10:58'02.218
7	12'46.931	32.310	22.278	18.238	13'59.757P		11:12'01.975
8	32.946	31.106	21.852	18.022	1:43.926	303,5	11:13'45.901
9	32.579	31.033	23.079	18.123	1:44.814	305,2	11:15'30.715
10	32.461	30.750	21.595	18.019	1:42.825	304,4	11:17'13.540
11	32.491	30.801	21.666	17.970	1:42.928	304,4	11:18'56.468
12	32.469	33.128	22.429	39.912	2'07.938P	302,7	11:21'04.406
13	6'15.753	33.632	22.479	17.958	7'29.822P		11:28'34.228
14	32.661	30.970	21.558	18.026	1:43.215	301,8	11:30'17.443

19° 31 G. GERLOFF [1'43.414]							
Lap	Seg1	Seg2	Seg3	Seg4	Lap Time	km/h	Local Time
1	32.772	32.030	22.136	17.908	1:46.153	301,0	10:47'43.255
2	32.428	31.240	21.652	18.094	1:43.414	306,1	10:49'29.408
3	32.482	30.999	21.636	18.075	1:43.192C	306,1	10:51'12.822

16° 77 D. AEGERTER [1'42.600]							
Lap	Seg1	Seg2	Seg3	Seg4	Lap Time	km/h	Local Time
1	32.925	30.845	21.930	17.876	1:43.576	289,7	10:49'01.658
2	32.524	30.697	21.698	17.836	1:42.755	307,0	10:50'44.413
3	32.441	30.663	22.018	17.905	1:43.027	307,8	10:52'27.440

20° 53 T. RABAT [1'43.899]							
Lap	Seg1	Seg2	Seg3	Seg4	Lap Time	km/h	Local Time
1	34.200	31.600	22.049	18.209	1:46.058	302,7	10:48'49.497

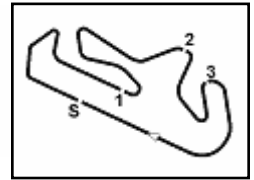
28/03/2025 P = Pits In/Out - C = Lap Time Cancelled

These data/results cannot be reproduced, stored and/or transmitted in whole or in part by any manner of electronic, mechanical, photocopying, recording, broadcasting or otherwise now known or herein after developed without the previous express consent by the copyright owner, except for reproduction in daily press and regular printed publications on sale to the public within 60 days of the event related to those data/results and always provided that copyright symbol appears together as follows below.

© DORNA WSBK ORGANIZATION Srl 2025







Portimao 4.592 m

4 / 4

2 33.119 31.195 21.525 18.060 1'43.899 299,3 10:50'33.396

21° 21 Z. ZAIDI [1'45.311]							
Lap	Seg.1	Seg.2	Seg.3	Seg.4	Lap Time	km/h	Local Time
		34.955	24.875	20.072			10:47'16.088
1	33.583	42.076	22.387	<b>18.110</b>	1'56.156	283,7	10:49'12.244
2	33.364	32.131	22.299	18.170	1'45.964	295,3	10:50'58.208
3	33.481	31.947	22.302	18.207	1'45.937C	295,3	10:52'44.145
4	33.440	31.761	22.247	18.166	1'45.614	293,7	10:54'29.759
5	39.335	34.931	24.693	39.827	2'18.786P	291,3	10:56'48.545
6	10'10.972	43.861	30.525	20.562	11'45.920P		11:08'34.465
7	33.888	36.130	22.618	18.322	1'50.958	284,4	11:10'25.423
8	33.344	<b>31.758</b>	22.280	18.233	1'45.615	293,7	11:12'11.038
9	<b>33.084</b>	31.818	22.203	18.206	<b>1'45.311</b>	297,7	11:13'56.349
10	34.224	32.844	23.668	39.075	2'09.811P	295,3	11:16'06.160
11	6'10.652	40.497	22.476	18.296	7'31.921P		11:23'38.081
12	33.500	31.780	<b>22.018</b>	18.218	1'45.516	<b>298,5</b>	11:25'23.597
13	33.301	32.166	22.539	18.386	1'46.392C	294,5	11:27'09.989
14	33.407	32.216	22.161	18.384	1'46.168	289,7	11:28'56.157
15	38.103	38.800	22.439	18.442	1'57.784	292,1	11:30'53.941

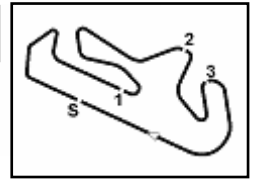
22° 20 J. O'HALLORAN [1'45.777]							
Lap	Seg.1	Seg.2	Seg.3	Seg.4	Lap Time	km/h	Local Time
		35.930	24.615	18.948			10:47'37.300
1	34.620	33.064	23.246	18.607	1'49.537	269,6	10:49'26.837
2	34.672	32.701	22.836	18.441	1'48.650	276,4	10:51'15.487
3	34.205	32.519	22.556	18.284	1'47.564C	276,4	10:53'03.051
4	34.966	33.340	23.320	41.113	2'12.739P	277,8	10:55'15.790
5	10'17.646	33.818	23.514	18.719	11'33.697P		11:06'49.487
6	34.122	32.516	22.583	18.412	1'47.633	280,0	11:08'37.120
7	33.592	32.073	22.482	18.334	1'46.481	292,1	11:10'23.601
8	33.575	32.026	22.353	<b>18.307</b>	1'46.261	292,1	11:12'09.862
9	<b>33.273</b>	<b>31.940</b>	<b>22.227</b>	18.337	<b>1'45.777</b>	<b>296,9</b>	11:13'55.639
10	36.164	32.919	28.509	43.427	2'21.019P	281,5	11:16'16.658
11	5'05.221	33.299	23.290	18.629	6'20.439P		11:22'37.097
12	33.622	32.239	22.486	18.508	1'46.855	291,3	11:24'23.952
13	33.911	32.187	22.604	18.466	1'47.168	274,3	11:26'11.120
14	43.209	33.231	24.691	42.381	2'23.512P	289,7	11:28'34.632

23° 1 T. RAZGATLIOGLU							
Lap	Seg.1	Seg.2	Seg.3	Seg.4	Lap Time	km/h	Local Time
							10:47'42.392
1					2'32.209P		10:50'14.601

28/03/2025 P = Pits In/Out - C = Lap Time Cancelled

These data/results cannot be reproduced, stored and/or transmitted in whole or in part by any manner of electronic, mechanical, photocopying, recording, broadcasting or otherwise now known or herein after developed without the previous express consent by the copyright owner, except for reproduction in daily press and regular printed publications on sale to the public within 60 days of the event related to those data/results and always provided that copyright symbol appears together as follows below.

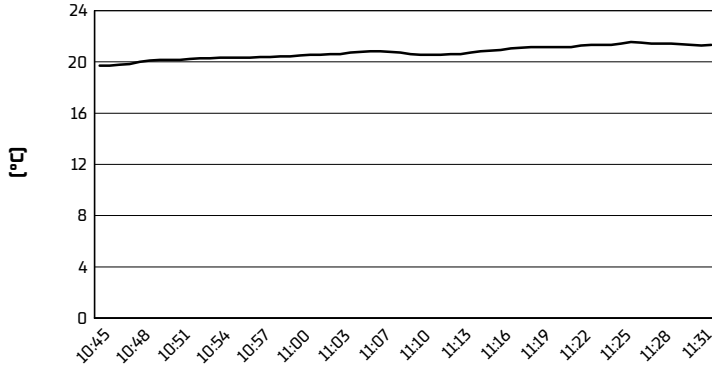
© DORNA WSBK ORGANIZATION Srl 2025



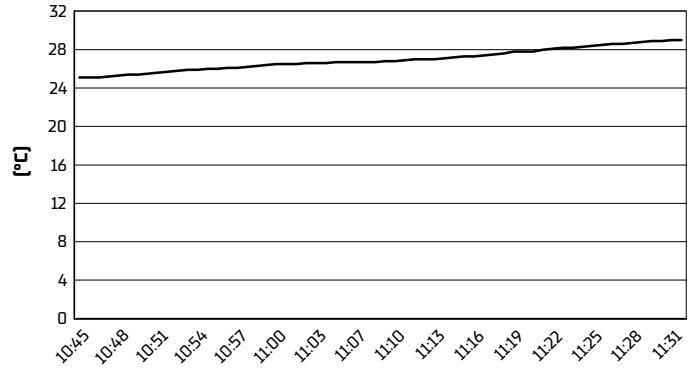
Portimao 4.592 m

**Portuguese Round, 28-30 March 2025**  
**Weather Report Free Practice 1st Session**  
Session started 10:45 - Session ended 11:33

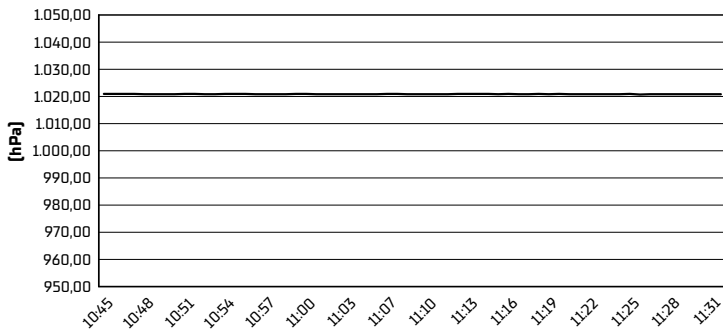
**Air Temperature**



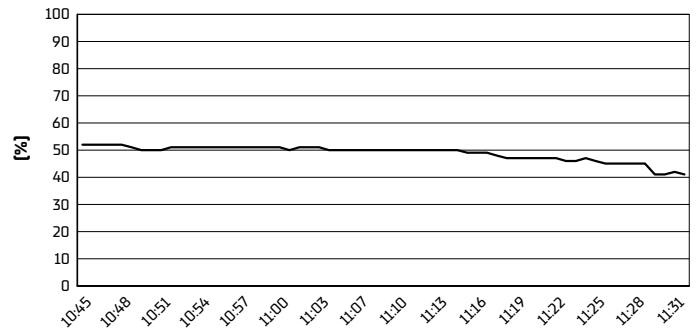
**Track Temperature**



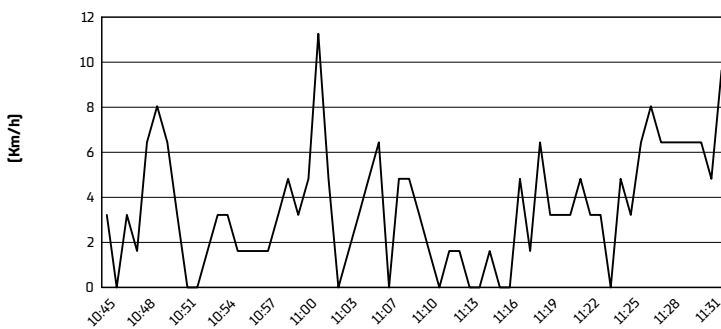
**Air Pressure**



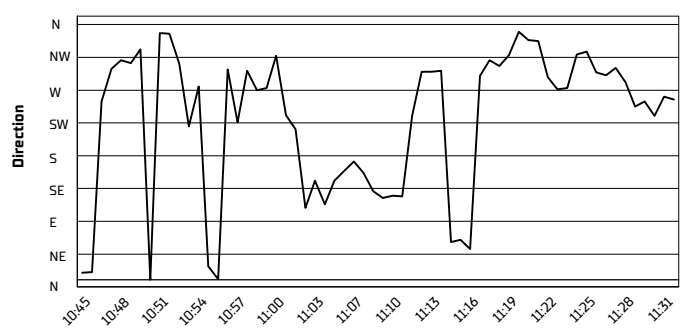
**Humidity**



**Wind Speed**



**Wind Direction**



28/03/2025

These data/results cannot be reproduced, stored and/or transmitted in whole or in part by any manner of electronic, mechanical, photocopying, recording, broadcasting or otherwise now known or herein after developed without the previous express consent by the copyright owner, except for reproduction in daily press and regular printed publications on sale to the public within 60 days of the event related to those data/results and always provided that copyright symbol appears together as follows below.

© DORNA WSBK ORGANIZATION Srl 2025