

Portimao 4.592 m

Portuguese Round, 28-30 March 2025

Chronological Analysis Free Practice 1st Session

1 / 4

1° 11 N. BULEGA [1'40.977]							
Lap	Seg1	Seg2	Seg3	Seg4	Lap Time	km/h	Local Time
1	32.161	33.726	21.972	17.657	1'41.381	300,2	10:48'53.108
2	31.914	30.293	21.322	17.703	1'41.232	302,7	10:52'15.721
3	32.034	30.275	21.464	17.714	1'41.487	308,7	10:53'57.208
4	31.891	30.063	21.198	17.825	1'40.977	311,4	10:55'38.185
5	31.731	30.409	21.261	17.765	1'41.166	307,0	10:57'19.351
6	31.841	30.050	21.303	17.884	1'41.078	313,2	10:59'00.429
7	31.754	30.344	21.330	17.925	1'41.353	315,0	11:00'41.782
8	31.853	30.264	21.785	40.210	2'04.112P	313,2	11:02'45.894
9	8'26.110	33.649	21.778	17.929	9'39.466P		11:12'25.360
10	32.047	30.382	21.559	17.858	1'41.846	292,1	11:14'07.206
11	32.721	30.111	21.416	17.907	1'42.155	319,6	11:15'49.361
12	31.938	30.166	21.250	17.897	1'41.251	314,1	11:17'30.612
13	31.836	30.166	21.213	17.831	1'41.046	314,1	11:19'11.658
14	31.871	30.330	21.360	17.926	1'41.487	313,2	11:20'53.145
15	31.865	30.354	21.606	17.839	1'41.664	312,3	11:22'34.809
16	32.131	30.313	21.266	17.868	1'41.578	312,3	11:24'16.387
17	31.925	30.247	21.341	17.961	1'41.474	315,9	11:25'57.861
18	31.907	30.408	21.264	17.910	1'41.489	315,0	11:27'39.350
19	31.770	30.275	21.318	17.909	1'41.272	313,2	11:29'20.622
20	31.915	30.340	21.311	17.848	1'41.414	314,1	11:31'02.036

14	31.861	30.297	21.282	17.845	1'41.285	309,6	11:27'24.593
15	31.891	30.145	21.174	17.836	1'41.046	308,7	11:29'05.639
16	33.795	32.743	22.592	18.139	1'47.269	308,7	11:30'52.908

4° 60 M. VAN DER MARK [1'41.049]							
Lap	Seg1	Seg2	Seg3	Seg4	Lap Time	km/h	Local Time
1	36.107	32.131	21.971	17.719	1'45.670	304,4	10:49'28.181
2	32.249	30.190	21.606	17.767	1'41.571	311,4	10:51'09.752
3	31.745	30.479	21.411	17.793	1'41.428C	313,2	10:52'51.180
4	31.892	30.157	21.476	17.916	1'41.441	316,8	10:54'32.621
5	32.131	30.323	21.553	17.923	1'41.930	314,1	10:56'14.551
6	34.714	34.474	21.849	39.476	2'10.513P	307,8	10:58'25.064
7	11'21.153	30.860	21.632	18.096	12'31.741P		11:10'56.805
8	32.025	30.497	21.474	17.930	1'41.926	311,4	11:12'38.731
9	32.227	30.491	21.670	17.951	1'42.339	311,4	11:14'21.070
10	36.276	31.906	22.280	39.191	2'09.653P	311,4	11:16'30.723
11	6'31.153	32.895	26.296	17.950	7'48.294P		11:24'19.017
12	31.733	30.258	21.421	17.637	1'41.049	315,9	11:26'00.066
13	31.824	30.162	21.437	17.796	1'41.219	315,9	11:27'41.285
14	41.242	32.197	21.974	17.999	1'53.412	315,0	11:29'34.697
15	32.088	31.794	21.748	18.045	1'43.675	314,1	11:31'18.372

2° 19 A. BAUTISTA [1'40.996]							
Lap	Seg1	Seg2	Seg3	Seg4	Lap Time	km/h	Local Time
1	32.806	32.352	22.537	18.062	1'43.047	292,9	10:48'12.480
2	32.047	30.632	21.425	17.792	1'41.896	305,2	10:49'55.527
3	31.993	30.535	21.501	17.769	1'41.798C	306,1	10:51'37.423
4	31.638	30.312	21.302	17.744	1'40.996	315,0	10:53'19.221
5	31.811	30.367	21.298	17.826	1'41.302	310,5	10:55'00.217
6	31.592	30.984	21.452	17.839	1'41.867	315,0	10:56'41.519
7	31.750	30.377	21.384	17.843	1'41.354	312,3	10:58'23.386
8	34.136	31.496	22.005	38.590	2'06.227P	308,7	11:00'04.740
9	9'02.328	31.309	21.673	18.168	10'13.478P		11:02'10.967
10	31.888	30.326	21.388	17.885	1'41.487	311,4	11:12'24.445
11	31.738	30.407	21.424	17.893	1'41.462	315,0	11:14'05.932
12	31.821	30.298	21.342	17.897	1'41.358	316,8	11:15'47.394
13	31.613	30.308	21.355	17.887	1'41.163	316,8	11:17'28.752
14	31.792	33.440	21.407	17.793	1'44.432	318,7	11:19'09.915
15	31.810	30.332	21.723	17.910	1'41.775	315,9	11:20'54.347
16	31.896	30.377	21.344	17.813	1'41.430	308,7	11:22'36.122
17	31.762	30.316	21.462	17.964	1'41.504	310,5	11:24'17.552
18	31.812	30.266	21.397	17.900	1'41.375	310,5	11:25'59.056
19	31.695	31.823	21.570	17.991	1'43.079	314,1	11:27'40.431
20	31.836	30.764	21.495	17.983	1'42.078	313,2	11:29'23.510

5° 5 Y. MONTELLA [1'41.099]							
Lap	Seg1	Seg2	Seg3	Seg4	Lap Time	km/h	Local Time
1	33.455	32.586	22.512	18.186	1'45.883	287,4	10:47'34.779
2	32.326	30.365	21.643	17.756	1'42.090	299,3	10:49'20.662
3	32.076	30.447	21.530	17.754	1'41.807C	308,7	10:51'02.752
4	31.957	30.392	21.566	17.988	1'41.903	308,7	10:52'44.559
5	31.877	30.767	21.612	17.928	1'42.184	314,1	10:54'26.462
6	32.059	30.454	21.520	18.015	1'42.048	311,4	10:56'08.646
7	32.103	30.535	21.647	17.941	1'42.226	307,8	10:57'50.694
8	32.165	30.558	21.662	18.111	1'42.496	306,1	10:59'32.920
9	37.595	31.510	22.148	39.685	2'10.938P	291,3	11:01'15.416
10	10'59.548	30.860	21.601	17.853	12'09.862P		11:03'26.354
11	31.908	30.190	21.293	17.708	1'41.099	314,1	11:05'36.216
12	31.703	30.314	21.453	17.825	1'41.295	312,3	11:07'17.315
13	31.780	30.415	21.595	17.770	1'41.560	310,5	11:08'58.610
14	31.832	30.317	21.495	17.839	1'41.483	314,1	11:10'40.170
15	31.763	30.314	21.487	17.802	1'41.366	315,9	11:12'21.653
16	37.185	30.520	21.630	17.989	1'47.324	315,0	11:24'03.019
17	31.996	30.291	21.978	17.797	1'42.062	306,1	11:25'50.343
18	31.801	30.508	21.439	17.857	1'41.605	306,1	11:27'32.405
19	39.697	41.278	21.527	17.916	2'00.418	311,4	11:29'41.010

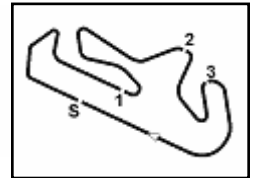
3° 47 A. BASSANI [1'41.046]							
Lap	Seg1	Seg2	Seg3	Seg4	Lap Time	km/h	Local Time
1	32.677	32.663	22.304	17.916	1'42.627	301,8	10:47'08.213
2	32.185	30.493	21.442	17.990	1'42.110	303,5	10:48'50.840
3	32.256	30.384	21.471	18.072	1'42.183	304,4	10:50'32.950
4	32.307	30.381	21.453	17.937	1'42.078	307,8	10:52'15.133
5	33.882	32.781	23.325	38.977	2'08.965P	290,5	10:53'57.211
6	10'54.360	32.064	22.018	18.214	12'06.656P		10:56'06.176
7	32.215	30.501	21.409	18.045	1'42.170	305,2	11:08'12.832
8	32.154	30.369	21.316	18.141	1'41.980	307,0	11:09'55.002
9	31.997	30.336	21.332	17.977	1'41.642	307,0	11:11'36.982
10	32.020	30.346	21.391	18.009	1'41.766	307,8	11:13'18.624
11	34.269	32.409	22.377	38.329	2'07.384P	306,1	11:15'00.390
12	5'40.542	33.342	22.071	17.969	6'53.924P		11:17'07.774
13	31.841	30.576	21.387	17.806	1'41.610	308,7	11:24'01.698
14							11:25'43.308

6° 29 A. IANNONE [1'41.185]							
Lap	Seg1	Seg2	Seg3	Seg4	Lap Time	km/h	Local Time
1	32.476	32.119	23.194	21.275	1'47.269	298,5	10:47'26.276
2	6'28.575	31.696	25.359	17.934	7'43.564P		10:49'36.116
3	32.066	30.215	21.105	17.799	1'41.185	294,5	10:51'09.865
4	32.039	30.200	21.457	17.902	1'41.598	300,2	10:52'46.463
5	32.007	30.266	21.339	18.018	1'41.630	303,5	11:00'42.463
6	32.826	31.530	22.371	37.925	2'04.652P	297,7	11:02'24.093
7	12'07.099	32.000	23.191	18.445	13'20.735P		11:04'28.745
8	31.974	30.550	21.420	17.965	1'41.909	313,2	11:07'49.480
9	31.641	30.468	21.323	17.949	1'41.381	314,1	11:09'31.389
10	31.691	30.445	21.434	17.971	1'41.541	316,8	11:11'12.770
11	31.798	30.447	21.361	17.900	1'41.506	310,5	11:12'54.311
12	32.250	32.092	22.157	17.850	1'44.349	297,7	11:24'35.817
13	31.721	30.378	21.425	17.848	1'41.372	309,6	11:26'20.166
14	32.902	32.396	22.770	38.664	2'06.732P	297,7	11:28'01.538

28/03/2025 P = Pits In/Out - C = Lap Time Cancelled

These data/results cannot be reproduced, stored and/or transmitted in whole or in part by any manner of electronic, mechanical, photocopying, recording, broadcasting or otherwise now known or herein after developed without the previous express consent by the copyright owner, except for reproduction in daily press and regular printed publications on sale to the public within 60 days of the event related to those data/results and always provided that copyright symbol appears together as follows below.

© DORNA WSBK ORGANIZATION Srl 2025



Portuguese Round, 28-30 March 2025
Chronological Analysis Free Practice 1st Session

7° 22 A. LOWES [1'41.189]								10° 14 S. LOWES [1'41.613]							
Lap	Seg1	Seg2	Seg3	Seg4	Lap Time	km/h	Local Time	Lap	Seg1	Seg2	Seg3	Seg4	Lap Time	km/h	Local Time
1	32.286	30.358	21.401	17.724	1'41.769	302,7	10:49'27.274	1	32.497	30.266	21.604	17.675	1'42.042	306,1	10:49'19.323
2	32.453	30.274	21.306	17.847	1'41.880	285,9	10:51'09.154	2	32.163	30.359	21.514	17.809	1'41.845	309,6	10:51'01.168
3	32.104	30.083	21.398	17.844	1'41.429C	302,7	10:52'50.583	3	37.868	32.600	22.711	17.912	1'51.091C	314,1	10:52'52.259
4	31.899	30.084	21.325	17.881	1'41.189	303,5	10:54'31.772	4	32.092	32.803	23.681	18.177	1'46.753	307,8	10:54'39.012
5	38.218	30.859	21.460	18.016	1'48.553	304,4	10:56'20.325	5	32.187	30.109	21.468	17.853	1'41.617	307,8	10:56'20.629
6	32.129	30.103	21.305	17.890	1'41.427	301,0	10:58'01.752	6	32.296	30.153	22.233	40.026	2'04.708P	300,2	10:58'25.337
7	31.973	30.076	21.367	18.006	1'41.422	306,1	10:59'43.174	7	8'56.099	30.904	22.494	18.239	10'07.736P		11:08'33.073
8	34.033	33.442	23.336	41.697	2'12.508P	304,4	11:01'55.682	8	32.083	30.282	21.568	17.920	1'41.853	308,7	11:01'14.926
9	14'10.679	34.143	21.982	18.315	15'25.119P		11:17'20.801	9	31.989	30.250	21.634	18.036	1'41.909	311,4	11:11'56.835
10	32.055	30.291	21.386	18.058	1'41.790	306,1	11:19'02.591	10	32.093	30.463	21.549	17.993	1'42.098	312,3	11:13'38.933
11	32.050	30.215	21.436	17.976	1'41.677	309,6	11:20'44.268	11	33.956	32.039	22.802	38.373	2'07.170P	297,7	11:15'46.103
12	32.000	30.172	21.434	18.045	1'41.651	313,2	11:22'25.919	12	7'14.876	30.865	22.649	18.289	8'26.679P		11:24'12.782
13	31.871	30.137	21.359	17.942	1'41.309	311,4	11:24'07.228	13	31.964	41.219	21.960	18.075	1'53.218	313,2	11:26'06.000
14	31.956	30.272	21.491	18.201	1'41.920	311,4	11:25'49.148	14	32.392	30.162	21.449	17.928	1'41.931	311,4	11:27'47.931
15	35.254	31.344	21.581	18.167	1'46.346	298,5	11:27'35.494	15	32.047	30.215	21.364	18.014	1'41.640	307,8	11:29'29.571
16	32.024	30.244	21.329	18.076	1'41.673	307,8	11:29'17.167	16	32.032	30.164	21.459	17.958	1'41.613	305,2	11:31'11.184
17	32.134	30.171	21.375	17.939	1'41.619	307,8	11:30'58.786								

8° 9 D. PETRUCCI [1'41.237]								11° 55 A. LOCATELLI [1'41.754]							
Lap	Seg1	Seg2	Seg3	Seg4	Lap Time	km/h	Local Time	Lap	Seg1	Seg2	Seg3	Seg4	Lap Time	km/h	Local Time
1	32.469	32.403	22.060	17.955			10:48'06.025	1	32.951	30.495	21.444	17.959	1'42.849	295,3	10:49'07.770
2	31.980	30.337	21.631	17.778	1'42.215	307,0	10:49'48.240	2	32.326	30.202	21.390	17.908	1'41.826	310,5	10:50'49.596
3	31.958	31.102	21.472	17.870	1'42.424	311,4	10:51'30.664	3	31.914	33.788	21.701	18.592	1'45.995C	310,5	10:52'35.591
4	31.958	30.071	21.442	17.907	1'41.378C	313,2	10:53'12.042	4	32.056	30.103	21.642	18.073	1'41.874	310,5	10:54'17.465
5	31.955	30.049	21.573	17.886	1'41.463	314,1	10:54'53.505	5	31.999	30.062	21.526	18.167	1'41.754	307,8	10:55'59.219
6	31.843	30.104	21.371	17.992	1'41.310	316,8	10:56'34.815	6	32.110	30.272	21.865	37.817	2'02.064P	307,0	10:58'01.283
7	34.801	31.669	24.777	18.075	1'49.322	313,2	10:58'24.137	7	12'09.792	32.586	21.714	18.172	13'22.264P		11:11'23.547
8	31.896	30.038	21.440	17.863	1'41.237	315,9	11:00'05.374	8	32.166	30.219	21.726	18.083	1'42.194	307,0	11:13'05.741
9	37.640	34.192	22.863	39.324	2'14.019P	311,4	11:02'19.393	9	32.136	30.154	21.497	18.100	1'41.887	307,0	11:14'47.628
10	11'59.746	31.078	21.842	18.092	13'10.758P		11:15'30.151	10	33.578	30.463	21.713	18.283	1'44.037	309,6	11:16'31.665
11	31.919	30.136	21.361	17.922	1'41.338	314,1	11:17'11.489	11	32.162	30.267	21.548	18.159	1'42.136	307,8	11:18'13.801
12	31.838	30.093	21.440	17.904	1'41.275	313,2	11:18'52.764	12	32.076	30.263	21.531	18.231	1'42.101	308,7	11:19'55.902
13	31.873	30.175	21.550	17.974	1'41.572	316,8	11:20'34.336	13	33.005	31.652	22.265	37.583	2'04.505P	304,4	11:22'00.407
14	31.912	32.839	26.126	18.011	1'48.888	318,7	11:22'23.224	14	5'05.108	31.196	21.699	18.229	6'16.232P		11:28'16.639
15	31.909	30.222	21.462	17.908	1'41.501	315,9	11:24'04.725	15	32.138	30.291	21.479	18.099	1'42.007	307,0	11:29'58.646
16	35.051	30.335	21.747	18.204	1'45.337	315,0	11:25'50.062	16	32.030	30.349	21.411	18.133	1'41.923	307,8	11:31'40.569
17	31.903	30.335	21.498	17.982	1'41.718	314,1	11:27'31.780								
18	32.809	30.623	21.562	18.109	1'43.103	315,9	11:29'14.883								
19	32.094	30.540	21.565	18.070	1'42.269	312,3	11:30'57.152								

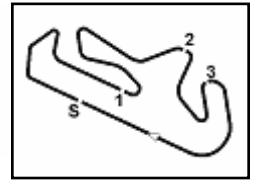
9° 97 X. VIERGE [1'41.519]								12° 45 S. REDDING [1'41.825]							
Lap	Seg1	Seg2	Seg3	Seg4	Lap Time	km/h	Local Time	Lap	Seg1	Seg2	Seg3	Seg4	Lap Time	km/h	Local Time
1	32.529	30.648	21.619	18.048	1'42.844	306,1	10:49'21.972	1	32.503	30.594	21.662	17.963	1'42.722	307,8	10:48'51.748
2	32.165	30.356	21.438	17.819	1'41.778	303,5	10:51'03.750	2	32.069	30.526	21.517	17.920	1'42.032	308,7	10:50'33.780
3	32.040	30.850	26.721	19.809	1'49.420C	307,0	10:52'53.170	3	32.953	30.401	21.688	18.106	1'43.148	294,5	10:52'16.928
4	31.935	30.312	21.586	17.901	1'41.734	308,7	10:54'34.904	4	35.357	31.375	22.851	37.796	2'07.379P	316,8	10:54'24.307
5	32.262	31.415	22.061	38.627	2'04.365P	311,4	10:56'39.269	5	7'13.526	31.145	21.928	18.251	8'24.850P		11:02'49.157
6	7'35.102	31.903	22.211	18.212	8'47.428P		11:05'26.697	6	32.124	30.449	21.748	18.039	1'42.360	311,4	11:04'31.517
7	32.558	30.690	21.613	17.928	1'42.789	303,5	11:07'09.486	7	32.070	30.473	21.566	18.112	1'42.221	311,4	11:06'13.738
8	32.349	30.678	21.595	17.933	1'42.555	304,4	11:08'52.041	8	32.041	30.393	21.522	18.113	1'42.069	312,3	11:07'55.807
9	32.355	30.562	21.566	17.960	1'42.443	310,5	11:10'34.484	9	31.994	30.478	21.542	18.083	1'42.097	314,1	11:09'37.904
10	32.145	30.663	21.636	18.047	1'42.491	307,0	11:12'16.975	10	32.413	33.842	21.902	18.245	1'46.402	315,9	11:11'24.306
11	36.832	31.696	23.102	19.336	1'50.966	309,6	11:14'07.941	11	31.937	30.258	21.601	18.029	1'41.825	315,9	11:13'06.131
12	34.120	31.734	22.422	39.346	2'07.622P	311,4	11:16'15.563	12	32.077	30.463	22.112	38.034	2'02.686P	310,5	11:15'08.817
13	8'34.161	30.846	21.557	17.882	9'44.446P		11:26'00.009	13	9'44.976	31.016	21.753	18.196	10'55.941P		11:26'04.758
14	32.207	30.372	21.554	18.021	1'42.154	301,8	11:27'42.163	14	31.941	30.390	21.499	18.132	1'41.962	315,0	11:27'46.720
15	31.853	30.383	21.378	17.905	1'41.519	312,3	11:29'23.682	15	31.914	30.598	21.502	18.167	1'42.181	312,3	11:29'28.901
16	31.937	30.691	21.969	17.923	1'42.520	302,7	11:31'06.202	16	33.989	32.318	21.787	18.168	1'46.262	315,0	11:31'15.163

13° 87 R. GARDNER [1'41.972]							
Lap	Seg1	Seg2	Seg3	Seg4	Lap Time	km/h	Local Time
1							
2							
3							
4							
5							
6							
7							
8							
9							
10							
11							
12							
13							
14							
15							
16							

28/03/2025 P = Pits In/Out - C = Lap Time Cancelled

These data/results cannot be reproduced, stored and/or transmitted in whole or in part by any manner of electronic, mechanical, photocopying, recording, broadcasting or otherwise now known or herein after developed without the previous express consent by the copyright owner, except for reproduction in daily press and regular printed publications on sale to the public within 60 days of the event related to those data/results and always provided that copyright symbol appears together as follows below.

© DORNA WSBK ORGANIZATION Srl 2025



Portimao 4.592 m

Portuguese Round, 28-30 March 2025
Chronological Analysis Free Practice 1st Session

3 / 4

Lap	Seg1	Seg2	Seg3	Seg4	Lap Time	km/h	Local Time
1	32.383	30.457	22.396	18.846	1:42.809	305,2	10:47'17.792
2	32.175	30.285	22.140	17.829	1:40.808	307,8	10:50'51.409
3	32.027	30.435	21.643	18.062	1:42.167C	304,4	10:52'33.576
4	32.261	30.410	21.524	17.990	1:42.185	306,1	10:54'15.761
5	32.179	30.279	21.569	17.958	1:41.985	303,5	10:55'57.746
6	36.202	30.958	21.850	18.204	1:47.214	308,7	10:57'44.960
7	31.992	30.506	24.086	38.509	2:05.093P	312,3	10:59'50.053
8	11'23.517	31.301	21.832	18.337	1:42.091	307,8	11:12'25.040
9	32.074	30.395	21.641	17.981	1:43.181	305,2	11:14'07.131
10	32.200	30.394	22.452	18.135	1:43.181	305,2	11:15'50.312
11	31.950	30.328	21.831	38.322	2:02.431P	312,3	11:17'52.743
12	6'54.229	35.578	21.848	18.216	1:42.037	308,7	11:26'02.614
13	31.993	30.543	21.550	17.951	1:41.972	311,4	11:27'44.651
14	32.086	30.359	21.547	17.980	1:42.092	307,0	11:29'26.623
15	31.950	30.547	21.694	17.901	1:42.092	307,0	11:31'08.715

14° 95 T. MACKENZIE [1'42.167]							
Lap	Seg1	Seg2	Seg3	Seg4	Lap Time	km/h	Local Time
1	33.587	31.107	22.815	18.415	1:44.742	287,4	10:47'15.730
2	32.791	30.638	22.025	18.023	1:43.234	306,1	10:50'43.706
3	32.683	30.959	21.821	18.032	1:43.495	307,0	10:52'27.201
4	32.537	30.764	21.793	18.011	1:43.105	307,8	10:54'10.306
5	32.560	30.878	21.657	18.014	1:43.109	304,4	10:55'53.415
6	42.642	32.241	22.297	38.621	2:15.801P	296,1	10:58'09.216
7	8'51.626	32.329	22.186	17.980	1:42.736	305,2	11:08'13.337
8	32.686	30.826	21.673	18.025	1:43.210	300,2	11:09'56.547
9	32.336	30.862	21.537	18.001	1:42.736	305,2	11:11'39.283
10	32.443	30.810	21.672	18.084	1:43.009	308,7	11:13'22.292
11	36.144	33.469	23.438	38.702	2:11.753P	276,4	11:15'34.045
12	7'37.575	32.126	22.060	18.151	1:43.786	307,8	11:24'23.957
13	32.470	31.596	21.725	17.995	1:42.167	308,7	11:26'07.743
14	32.018	30.672	21.553	17.924	1:42.167	308,7	11:27'49.910
15	32.104	36.757	23.607	39.757	2:12.225P	309,6	11:30'02.135

17° 7 I. LECUONA [1'42.795]							
Lap	Seg1	Seg2	Seg3	Seg4	Lap Time	km/h	Local Time
1	33.553	30.975	21.827	18.168	1:44.523	289,0	10:49'04.605
2	32.774	30.881	21.774	18.207	1:43.636	296,9	10:50'48.241
3	32.621	31.195	23.834	18.187	1:45.837C	307,0	10:52'34.078
4	32.577	30.781	21.734	18.218	1:43.310	303,5	10:54'17.388
5	34.516	32.105	22.693	38.721	2:08.035P	304,4	10:56'25.423
6	9'51.471	31.515	22.147	18.183	1:43.269	300,2	11:03'31.6P
7	32.807	30.784	21.590	18.088	1:43.279	304,4	11:09'12.008
8	32.543	30.696	21.765	18.275	1:43.084	308,7	11:10'55.287
9	32.367	30.752	21.749	18.216	1:43.327	310,5	11:12'38.371
10	32.836	30.851	21.555	18.085	1:43.327	310,5	11:14'21.698
11	35.404	31.980	22.257	39.268	2:08.909P	310,5	11:16'30.607
12	6'52.019	31.351	21.923	18.311	1:43.168	311,4	11:24'34.211
13	32.511	30.743	21.720	18.194	1:42.896	310,5	11:26'17.379
14	32.406	30.672	21.704	18.114	1:42.896	310,5	11:28'00.275
15	32.471	34.603	22.674	18.670	1:48.418	308,7	11:29'48.693
16	32.375	30.705	21.599	18.116	1:42.795	307,8	11:31'31.488

18° 99 B. SOFUOGLU [1'42.825]							
Lap	Seg1	Seg2	Seg3	Seg4	Lap Time	km/h	Local Time
1	33.782	31.437	22.268	18.257	1:45.744	285,9	10:49'00.949
2	32.747	30.972	21.658	17.982	1:43.359	295,3	10:50'44.308
3	32.776	30.920	21.678	17.940	1:43.314	296,1	10:52'27.622
4	32.807	30.824	21.707	18.044	1:43.382	286,7	10:54'11.004
5	32.543	30.976	21.588	18.070	1:43.177	303,5	10:55'54.181
6	33.493	32.463	22.174	39.907	2:08.037P	291,3	10:58'02.218
7	12'46.931	32.310	22.278	18.238	1:43.177	303,5	11:12'01.975
8	32.946	31.106	21.852	18.022	1:43.926	303,5	11:13'45.901
9	32.579	31.033	23.079	18.123	1:44.814	305,2	11:15'30.715
10	32.461	30.750	21.595	18.019	1:42.825	304,4	11:17'13.540
11	32.491	30.801	21.666	17.970	1:42.928	304,4	11:18'56.468
12	32.469	33.128	22.429	39.912	2:07.938P	302,7	11:21'04.406
13	6'15.753	33.632	22.479	17.958	1:43.215	301,8	11:28'34.228
14	32.661	30.970	21.558	18.026	1:43.215	301,8	11:30'17.443

19° 31 G. GERLOFF [1'43.414]							
Lap	Seg1	Seg2	Seg3	Seg4	Lap Time	km/h	Local Time
1	32.772	32.030	22.136	17.908	1:46.153	301,0	10:47'43.255
2	32.428	31.240	21.652	18.094	1:43.414	306,1	10:49'29.408
3	32.482	30.999	21.636	18.075	1:43.192C	306,1	10:51'12.822

16° 77 D. AEGERTER [1'42.600]							
Lap	Seg1	Seg2	Seg3	Seg4	Lap Time	km/h	Local Time
1	32.925	30.845	21.930	17.876	1:43.576	289,7	10:49'01.658
2	32.524	30.697	21.698	17.836	1:42.755	307,0	10:50'44.413
3	32.441	30.663	22.018	17.905	1:43.027	307,8	10:52'27.440

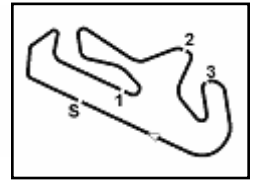
20° 53 T. RABAT [1'43.899]							
Lap	Seg1	Seg2	Seg3	Seg4	Lap Time	km/h	Local Time
1	34.200	31.600	22.049	18.209	1:46.058	302,7	10:48'49.497

28/03/2025 P = Pits In/Out - C = Lap Time Cancelled

These data/results cannot be reproduced, stored and/or transmitted in whole or in part by any manner of electronic, mechanical, photocopying, recording, broadcasting or otherwise now known or herein after developed without the previous express consent by the copyright owner, except for reproduction in daily press and regular printed publications on sale to the public within 60 days of the event related to those data/results and always provided that copyright symbol appears together as follows below.

© DORNA WSBK ORGANIZATION Srl 2025





Portimao 4.592 m

4 / 4

2 33.119 31.195 21.525 18.060 1'43.899 299,3 10:50'33.396

21° 21 Z. ZAIDI [1'45.311]							
Lap	Seg.1	Seg.2	Seg.3	Seg.4	Lap Time	km/h	Local Time
		34.955	24.875	20.072			10:47'16.088
1	33.583	42.076	22.387	18.110	1'56.156	283,7	10:49'12.244
2	33.364	32.131	22.299	18.170	1'45.964	295,3	10:50'58.208
3	33.481	31.947	22.302	18.207	1'45.937C	295,3	10:52'44.145
4	33.440	31.761	22.247	18.166	1'45.614	293,7	10:54'29.759
5	39.335	34.931	24.693	39.827	2'18.786P	291,3	10:56'48.545
6	10'10.972	43.861	30.525	20.562	11'45.920P		11:08'34.465
7	33.888	36.130	22.618	18.322	1'50.958	284,4	11:10'25.423
8	33.344	31.758	22.280	18.233	1'45.615	293,7	11:12'11.038
9	33.084	31.818	22.203	18.206	1'45.311	297,7	11:13'56.349
10	34.224	32.844	23.668	39.075	2'09.811P	295,3	11:16'06.160
11	6'10.652	40.497	22.476	18.296	7'31.921P		11:23'38.081
12	33.500	31.780	22.018	18.218	1'45.516	298,5	11:25'23.597
13	33.301	32.166	22.539	18.386	1'46.392C	294,5	11:27'09.989
14	33.407	32.216	22.161	18.384	1'46.168	289,7	11:28'56.157
15	38.103	38.800	22.439	18.442	1'57.784	292,1	11:30'53.941

22° 20 J. O'HALLORAN [1'45.777]							
Lap	Seg.1	Seg.2	Seg.3	Seg.4	Lap Time	km/h	Local Time
		35.930	24.615	18.948			10:47'37.300
1	34.620	33.064	23.246	18.607	1'49.537	269,6	10:49'26.837
2	34.672	32.701	22.836	18.441	1'48.650	276,4	10:51'15.487
3	34.205	32.519	22.556	18.284	1'47.564C	276,4	10:53'03.051
4	34.966	33.340	23.320	41.113	2'12.739P	277,8	10:55'15.790
5	10'17.646	33.818	23.514	18.719	11'33.697P		11:06'49.487
6	34.122	32.516	22.583	18.412	1'47.633	280,0	11:08'37.120
7	33.592	32.073	22.482	18.334	1'46.481	292,1	11:10'23.601
8	33.575	32.026	22.353	18.307	1'46.261	292,1	11:12'09.862
9	33.273	31.940	22.227	18.337	1'45.777	296,9	11:13'55.639
10	36.164	32.919	28.509	43.427	2'21.019P	281,5	11:16'16.658
11	5'05.221	33.299	23.290	18.629	6'20.439P		11:22'37.097
12	33.622	32.239	22.486	18.508	1'46.855	291,3	11:24'23.952
13	33.911	32.187	22.604	18.466	1'47.168	274,3	11:26'11.120
14	43.209	33.231	24.691	42.381	2'23.512P	289,7	11:28'34.632

23° 1 T. RAZGATLIOGLU							
Lap	Seg.1	Seg.2	Seg.3	Seg.4	Lap Time	km/h	Local Time
							10:47'42.392
1					2'32.209P		10:50'14.601

28/03/2025 P = Pits In/Out - C = Lap Time Cancelled

These data/results cannot be reproduced, stored and/or transmitted in whole or in part by any manner of electronic, mechanical, photocopying, recording, broadcasting or otherwise now known or herein after developed without the previous express consent by the copyright owner, except for reproduction in daily press and regular printed publications on sale to the public within 60 days of the event related to those data/results and always provided that copyright symbol appears together as follows below.

© DORNA WSBK ORGANIZATION Srl 2025