

No.	Rider	Nat	Team	Bike	Class	Time	Gap	Rel.	Laps	Speed	
										Avg	Max
1	1 T. RAZGATLIOGLU	TUR	ROKIT BMW Motorrad WorldSBK Team	BMW M1000RR		1'39.995			19	165,320	315,0
2	11 N. BULEGA	ITA	Aruba.it Racing - Ducati	Ducati Panigale V4R		1'40.294	0.299	0.299	20	164,827	315,9
3	60 M. VAN DER MARK	NED	ROKIT BMW Motorrad WorldSBK Team	BMW M1000RR		1'40.506	0.511	0.212	18	164,480	314,1
4	29 A. IANNONE	ITA	Team Pata Go Eleven	Ducati Panigale V4R	IND	1'40.595	0.600	0.089	12	164,334	312,3
5	19 A. BAUTISTA	ESP	Aruba.it Racing - Ducati	Ducati Panigale V4R		1'40.706	0.711	0.111	19	164,153	315,9
6	9 D. PETRUCCI	ITA	Barni Spark Racing Team	Ducati Panigale V4R	IND	1'40.757	0.762	0.051	15	164,070	315,9
7	5 Y. MONTELLA	ITA	Barni Spark Racing Team	Ducati Panigale V4R	IND	1'40.788	0.793	0.031	18	164,020	316,8
8	45 S. REDDING	GBR	MGM BONDVO Racing	Ducati Panigale V4R	IND	1'40.826	0.831	0.038	16	163,958	318,7
9	14 S. LOWES	GBR	ELF Marc VDS Racing Team	Ducati Panigale V4R	IND	1'40.860	0.865	0.034	11	163,902	314,1
10	22 A. LOWES	GBR	bimota by Kawasaki Racing Team	bimota KB998 Rimini		1'40.872	0.877	0.012	20	163,883	310,5
11	55 A. LOCATELLI	ITA	Pata Maxus Yamaha	Yamaha YZF R1		1'41.035	1.040	0.163	19	163,619	311,4
12	87 R. GARDNER	AUS	GYTR GRT Yamaha WorldSBK Team	Yamaha YZF R1		1'41.094	1.099	0.059	17	163,523	313,2
13	97 X. VIERGE	ESP	Honda HRC	Honda CBR1000 RR-R		1'41.143	1.148	0.049	18	163,444	313,2
14	47 A. BASSANI	ITA	bimota by Kawasaki Racing Team	bimota KB998 Rimini		1'41.261	1.266	0.118	18	163,253	309,6
15	77 D. AEGERTER	SUI	GYTR GRT Yamaha WorldSBK Team	Yamaha YZF R1		1'41.428	1.433	0.167	19	162,985	310,5
16	7 I. LECUONA	ESP	Honda HRC	Honda CBR1000 RR-R		1'41.737	1.742	0.309	16	162,490	313,2
17	17 R. VICKERS	GBR	Motocorsa Racing	Ducati Panigale V4R	IND	1'41.856	1.861	0.119	15	162,300	307,8
18	95 T. MACKENZIE	GBR	PETRONAS MIE Honda Racing Team	Honda CBR1000 RR-R	IND	1'41.904	1.909	0.048	13	162,223	306,1
19	31 G. GERLOFF	USA	Kawasaki WorldSBK Team	Kawasaki ZX-10RR		1'42.009	2.014	0.105	17	162,056	315,0
20	53 T. RABAT	ESP	Yamaha Motoxrcing WorldSBK Team	Yamaha YZF R1	IND	1'42.446	2.451	0.437	21	161,365	304,4
21	99 B. SOFUOGLU	TUR	Yamaha Motoxrcing WorldSBK Team	Yamaha YZF R1	IND	1'42.464	2.469	0.018	17	161,337	307,0
22	20 J. O'HALLORAN	AUS	Pata Maxus Yamaha	Yamaha YZF R1		1'43.967	3.972	1.503	14	159,004	299,3
23	21 Z. ZAIDI	MAS	PETRONAS MIE Honda Racing Team	Honda CBR1000 RR-R	IND	1'44.771	4.776	0.804	15	157,784	302,7

Qualifying Lap Time [105% of 1'39.995]: 1'44.995

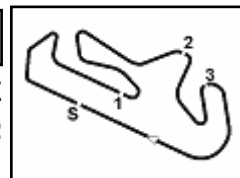
AIR	Humidity:	40%	Temp:	23°C
TRACK	Condition:	Dry	Temp:	35°C

Records	Pole	[SP]	2022 J.Rea	1'39.610	165,960	Km/h
	Race	[SPRC]	2023 T.Razgatioglu	1'39.826	165,600	Km/h
	All Times	[SP]	2022 J.Rea	1'39.610	165,960	Km/h

Start 28/03/2025 15:00 End 15:48 The results are provisional until the end of the time limit for protests and appeals and the completion of the technical checks.

These data/results cannot be reproduced, stored and/or transmitted in whole or in part by any manner of electronic, mechanical, photocopying, recording, broadcasting or otherwise now known or herein after developed without the previous express consent by the copyright owner, except for reproduction in daily press and regular printed publications on sale to the public within 60 days of the event related to those data/results and always provided that copyright symbol appears together as follows below.

© DORNA WSBK ORGANIZATION Srl 2025



Portuguese Round, 28-30 March 2025

Results Free Practice 2nd Session

Session Highlights

Local Time	No. Rider	Description
15.00.00		Start of Session
15.00.11		WorldSBK Pit Intervention Time: 1min 35secs
15.03.38	11 N. BULEGA	#11 Racelink NDT working at all
15.27.30	14 S. LOWES	#14 Stopped with Technical Problem - Turn 1
15.31.40	29 A. IANNONE	#29 Crashed - Turn 5
15.32.20	29 A. IANNONE	#29 Rejoined
15.34.05	45 S. REDDING	#45 Lap Time Cancelled [1'43.432] - Yellow Flag - Turn 5-6
15.38.23	53 T. RABAT	#53 On Asphalt - Rejoined - Turn 5
15.44.32	11 N. BULEGA	#11 On Asphalt - Rejoined - Turn 5
15.48.10		End of Session

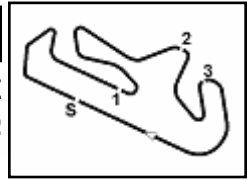
Fastest Laps Sequence

No.	Rider	Nat	Team	Bike	Local Time	Time	Gap	Avg
99	B. SOFUOGLU	TUR	Yamaha Motoxracing WorldSBK Team	Yamaha YZF R1	15:03'44.515	1'44.126		158,762
7	I. LECUONA	ESP	Honda HRC	Honda CBR1000 RR-R	15:03'50.323	1'42.992	-1.134	160,510
77	D. AEGERTER	SUI	GYTR GRT Yamaha WorldSBK Team	Yamaha YZF R1	15:03'59.944	1'42.161	-0.831	161,815
47	A. BASSANI	ITA	bimota by Kawasaki Racing Team	bimota KB998 Rimini	15:04'01.771	1'41.736	-0.425	162,491
87	R. GARDNER	AUS	GYTR GRT Yamaha WorldSBK Team	Yamaha YZF R1	15:04'13.728	1'41.710	-0.026	162,533
11	N. BULEGA	ITA	Aruba.it Racing - Ducati	Ducati Panigale V4R	15:05'12.393	1'41.346	-0.364	163,116
55	A. LOCATELLI	ITA	Pata Maxus Yamaha	Yamaha YZF R1	15:06'00.741	1'41.064	-0.282	163,572
19	A. BAUTISTA	ESP	Aruba.it Racing - Ducati	Ducati Panigale V4R	15:08'12.190	1'40.976	-0.088	163,714
11	N. BULEGA	ITA	Aruba.it Racing - Ducati	Ducati Panigale V4R	15:08'34.168	1'40.685	-0.291	164,187
11	N. BULEGA	ITA	Aruba.it Racing - Ducati	Ducati Panigale V4R	15:10'14.788	1'40.620	-0.065	164,293
11	N. BULEGA	ITA	Aruba.it Racing - Ducati	Ducati Panigale V4R	15:27'20.165	1'40.483	-0.137	164,517
11	N. BULEGA	ITA	Aruba.it Racing - Ducati	Ducati Panigale V4R	15:29'00.499	1'40.334	-0.149	164,762
1	T. RAZGATLIOGLU	TUR	ROKiT BMW Motorrad WorldSBK Team	BMW M1000RR	15:32'25.141	1'40.089	-0.245	165,165
1	T. RAZGATLIOGLU	TUR	ROKiT BMW Motorrad WorldSBK Team	BMW M1000RR	15:34'05.136	1'39.995	-0.094	165,320

28/03/2025 Start 15:00 End 15:48 The results are provisional until the end of the time limit for protests and appeals and the completion of the technical checks.

These data/results cannot be reproduced, stored and/or transmitted in whole or in part by any manner of electronic, mechanical, photocopying, recording, broadcasting or otherwise now known or herein after developed without the previous express consent by the copyright owner, except for reproduction in daily press and regular printed publications on sale to the public within 60 days of the event related to those data/results and always provided that copyright symbol appears together as follows below.

© DORNA WSBK ORGANIZATION Srl 2025



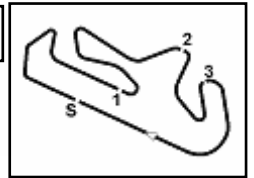
Portuguese Round, 28-30 March 2025
Free Practices Combined Results

No.	Rider	Nat	Team	Bike	Class	FP1	FP2	Time	Gap	Rel.	Avg	LL
1	1 T. RAZGATLIOGLU	TUR	ROKiT BMW Motorrad WorldSBK Team	BMW M1000RR			1'39.995	1'39.995			165,320	20
2	11 N. BULEGA	ITA	Aruba.it Racing - Ducati	Ducati Panigale V4R		1'40.977	1'40.294	1'40.294	0.299	0.299	164,827	40
3	60 M. VAN DER MARK	NED	ROKiT BMW Motorrad WorldSBK Team	BMW M1000RR		1'41.049	1'40.506	1'40.506	0.511	0.212	164,480	33
4	29 A. IANNONE	ITA	Team Pata Go Eleven	Ducati Panigale V4R	IND	1'41.185	1'40.595	1'40.595	0.600	0.089	164,334	26
5	19 A. BAUTISTA	ESP	Aruba.it Racing - Ducati	Ducati Panigale V4R		1'40.996	1'40.706	1'40.706	0.711	0.111	164,153	39
6	9 D. PETRUCCI	ITA	Barni Spark Racing Team	Ducati Panigale V4R	IND	1'41.237	1'40.757	1'40.757	0.762	0.051	164,070	33
7	5 Y. MONTELLA	ITA	Barni Spark Racing Team	Ducati Panigale V4R	IND	1'41.099	1'40.788	1'40.788	0.793	0.031	164,020	37
8	45 S. REDDING	GBR	MGM BONOVO Racing	Ducati Panigale V4R	IND	1'41.825	1'40.826	1'40.826	0.831	0.038	163,958	32
9	14 S. LOWES	GBR	ELF Marc VDS Racing Team	Ducati Panigale V4R	IND	1'41.613	1'40.860	1'40.860	0.865	0.034	163,902	27
10	22 A. LOWES	GBR	bimota by Kawasaki Racing Team	bimota KB998 Rimini		1'41.189	1'40.872	1'40.872	0.877	0.012	163,883	37
11	55 A. LOCATELLI	ITA	Pata Maxus Yamaha	Yamaha YZF R1		1'41.754	1'41.035	1'41.035	1.040	0.163	163,619	35
12	47 A. BASSANI	ITA	bimota by Kawasaki Racing Team	bimota KB998 Rimini		1'41.046	1'41.261	1'41.046	1.051	0.011	163,601	34
13	87 R. GARDNER	AUS	GYTR GRT Yamaha WorldSBK Team	Yamaha YZF R1		1'41.972	1'41.094	1'41.094	1.099	0.048	163,523	32
14	97 X. VIERGE	ESP	Honda HRC	Honda CBR1000 RR-R		1'41.519	1'41.143	1'41.143	1.148	0.049	163,444	34
15	77 D. AEGERTER	SUI	GYTR GRT Yamaha WorldSBK Team	Yamaha YZF R1		1'42.600	1'41.428	1'41.428	1.433	0.285	162,985	35
16	7 I. LECUONA	ESP	Honda HRC	Honda CBR1000 RR-R		1'42.795	1'41.737	1'41.737	1.742	0.309	162,490	32
17	17 R. VICKERS	GBR	Motocorsa Racing	Ducati Panigale V4R	IND	1'42.402	1'41.856	1'41.856	1.861	0.119	162,300	32
18	95 T. MACKENZIE	GBR	PETRONAS MIE Honda Racing Team	Honda CBR1000 RR-R	IND	1'42.167	1'41.904	1'41.904	1.909	0.048	162,223	28
19	31 G. GERLOFF	USA	Kawasaki WorldSBK Team	Kawasaki ZX-10RR		1'43.414	1'42.009	1'42.009	2.014	0.105	162,056	20
20	53 T. RABAT	ESP	Yamaha Motoxrcing WorldSBK Team	Yamaha YZF R1	IND	1'43.899	1'42.446	1'42.446	2.451	0.437	161,365	23
21	99 B. SOFUOGLU	TUR	Yamaha Motoxrcing WorldSBK Team	Yamaha YZF R1	IND	1'42.825	1'42.464	1'42.464	2.469	0.018	161,337	31
22	20 J. O'HALLORAN	AUS	Pata Maxus Yamaha	Yamaha YZF R1		1'45.777	1'43.967	1'43.967	3.972	1.503	159,004	28
23	21 Z. ZAIDI	MAS	PETRONAS MIE Honda Racing Team	Honda CBR1000 RR-R	IND	1'45.311	1'44.771	1'44.771	4.776	0.804	157,784	30

28/03/2025

These data/results cannot be reproduced, stored and/or transmitted in whole or in part by any manner of electronic, mechanical, photocopying, recording, broadcasting or otherwise now known or herein after developed without the previous express consent by the copyright owner, except for reproduction in daily press and regular printed publications on sale to the public within 60 days of the event related to those data/results and always provided that copyright symbol appears together as follows below.

© DORNA WSBK ORGANIZATION Srl 2025



Portimao 4.592 m

Portuguese Round, 28-30 March 2025

Best Sectors & Speed Free Practice 2nd Session

BEST LAP			
1	1	T. RAZGATLIOGLU	BMW M1000RR 1'39.995
2	11	N. BULEGA	Ducati Panigale V4R 1'40.294
3	60	M. VAN DER MARK	BMW M1000RR 1'40.506
4	29	A. IANNONE	Ducati Panigale V4R 1'40.595
5	19	A. BAUTISTA	Ducati Panigale V4R 1'40.706
6	9	D. PETRUCCI	Ducati Panigale V4R 1'40.757
7	5	Y. MONTELLA	Ducati Panigale V4R 1'40.788
8	45	S. REDDING	Ducati Panigale V4R 1'40.826
9	14	S. LOWES	Ducati Panigale V4R 1'40.860
10	22	A. LOWES	bimota KB998 Rimini 1'40.872
11	55	A. LOCATELLI	Yamaha YZF R1 1'41.035
12	87	R. GARDNER	Yamaha YZF R1 1'41.094
13	97	X. VIERGE	Honda CBR1000 RR-R 1'41.143
14	47	A. BASSANI	bimota KB998 Rimini 1'41.261
15	77	D. AEGERTER	Yamaha YZF R1 1'41.428
16	7	I. LECUONA	Honda CBR1000 RR-R 1'41.737
17	17	R. VICKERS	Ducati Panigale V4R 1'41.856
18	95	T. MACKENZIE	Honda CBR1000 RR-R 1'41.904
19	31	G. GERLOFF	Kawasaki ZX-10RR 1'42.009
20	53	T. RABAT	Yamaha YZF R1 1'42.446
21	99	B. SOFUOGLU	Yamaha YZF R1 1'42.464
22	20	J. O'HALLORAN	Yamaha YZF R1 1'43.967
23	21	Z. ZAIDI	Honda CBR1000 RR-R 1'44.771

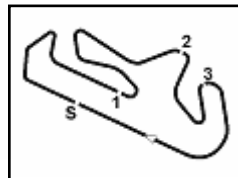
SPEED			
1	45	S. REDDING	Ducati Panigale V4R 318,7
2	5	Y. MONTELLA	Ducati Panigale V4R 316,8
3	11	N. BULEGA	Ducati Panigale V4R 315,9
4	19	A. BAUTISTA	Ducati Panigale V4R 315,9
5	9	D. PETRUCCI	Ducati Panigale V4R 315,9
6	1	T. RAZGATLIOGLU	BMW M1000RR 315,0
7	31	G. GERLOFF	Kawasaki ZX-10RR 315,0
8	60	M. VAN DER MARK	BMW M1000RR 314,1
9	14	S. LOWES	Ducati Panigale V4R 314,1
10	97	X. VIERGE	Honda CBR1000 RR-R 313,2
11	7	I. LECUONA	Honda CBR1000 RR-R 313,2
12	87	R. GARDNER	Yamaha YZF R1 313,2
13	29	A. IANNONE	Ducati Panigale V4R 312,3
14	55	A. LOCATELLI	Yamaha YZF R1 311,4
15	77	D. AEGERTER	Yamaha YZF R1 310,5
16	22	A. LOWES	bimota KB998 Rimini 310,5
17	47	A. BASSANI	bimota KB998 Rimini 309,6
18	17	R. VICKERS	Ducati Panigale V4R 307,8
19	99	B. SOFUOGLU	Yamaha YZF R1 307,0
20	95	T. MACKENZIE	Honda CBR1000 RR-R 306,1
21	53	T. RABAT	Yamaha YZF R1 304,4
22	21	Z. ZAIDI	Honda CBR1000 RR-R 302,7
23	20	J. O'HALLORAN	Yamaha YZF R1 299,3

SEG. 1		SEG. 2		SEG. 3		SEG. 4		
1	1 T. RAZGATLIOGLU	31.479	1	1 T. RAZGATLIOGLU	29.743	1	19 A. BAUTISTA	17.603
2	29 A. IANNONE	31.530	2	14 S. LOWES	29.813	2	60 M. VAN DER MARK	17.608
3	45 S. REDDING	31.543	3	55 A. LOCATELLI	29.826	3	11 N. BULEGA	17.623
4	11 N. BULEGA	31.576	4	11 N. BULEGA	29.840	4	1 T. RAZGATLIOGLU	17.644
5	19 A. BAUTISTA	31.578	5	9 D. PETRUCCI	29.908	5	5 Y. MONTELLA	17.688
6	5 Y. MONTELLA	31.607	6	60 M. VAN DER MARK	29.944	6	77 D. AEGERTER	17.727
7	97 X. VIERGE	31.611	7	22 A. LOWES	29.966	7	47 A. BASSANI	17.738
8	60 M. VAN DER MARK	31.708	8	45 S. REDDING	30.052	8	22 A. LOWES	17.738
9	87 R. GARDNER	31.710	9	29 A. IANNONE	30.068	9	29 A. IANNONE	17.752
10	9 D. PETRUCCI	31.756	10	5 Y. MONTELLA	30.090	10	97 X. VIERGE	17.779
11	22 A. LOWES	31.806	11	47 A. BASSANI	30.139	11	7 I. LECUONA	17.785
12	47 A. BASSANI	31.837	12	87 R. GARDNER	30.148	12	14 S. LOWES	17.793
13	14 S. LOWES	31.860	13	19 A. BAUTISTA	30.154	13	9 D. PETRUCCI	17.807
14	55 A. LOCATELLI	31.866	14	97 X. VIERGE	30.196	14	87 R. GARDNER	17.811
15	77 D. AEGERTER	31.910	15	77 D. AEGERTER	30.207	15	95 T. MACKENZIE	17.840
16	7 I. LECUONA	32.008	16	31 G. GERLOFF	30.278	16	55 A. LOCATELLI	17.843
17	53 T. RABAT	32.037	17	7 I. LECUONA	30.375	17	45 S. REDDING	17.845
18	95 T. MACKENZIE	32.074	18	95 T. MACKENZIE	30.419	18	17 R. VICKERS	17.856
19	31 G. GERLOFF	32.081	19	99 B. SOFUOGLU	30.420	19	99 B. SOFUOGLU	17.890
20	17 R. VICKERS	32.102	20	53 T. RABAT	30.453	20	31 G. GERLOFF	17.943
21	99 B. SOFUOGLU	32.167	21	17 R. VICKERS	30.509	21	20 J. O'HALLORAN	17.996
22	20 J. O'HALLORAN	32.804	22	20 J. O'HALLORAN	31.010	22	53 T. RABAT	18.025
23	21 Z. ZAIDI	32.923	23	21 Z. ZAIDI	31.261	23	21 Z. ZAIDI	18.202

28/03/2025

These data/results cannot be reproduced, stored and/or transmitted in whole or in part by any manner of electronic, mechanical, photocopying, recording, broadcasting or otherwise now known or herein after developed without the previous express consent by the copyright owner, except for reproduction in daily press and regular printed publications on sale to the public within 60 days of the event related to those data/results and always provided that copyright symbol appears together as follows below.

© DORNA WSBK ORGANIZATION Srl 2025



Portimao 4.592 m

Portuguese Round, 28-30 March 2025

Ideal Times Free Practice 2nd Session

No.	Rider	Nat	Bike	Seg. 1 Diff. 1	Seg. 2 Diff. 2	Seg. 3 Diff. 3	Seg. 4 Diff. 4	Ideal Time Best Lap	Pos.	Diff.
1	1 T. RAZGATLIOGLU	TUR	BMW M1000RR	31.479 +0.042	29.743 +0.062	21.025	17.644	1'39.891 1'39.995	1	0.104
2	11 N. BULEGA	ITA	Ducati Panigale V4R	31.576	29.840 +0.074	21.053 +0.128	17.623	1'40.092 1'40.294	2	0.202
3	60 M. VAN DER MARK	NED	BMW M1000RR	31.708 +0.028	29.944 +0.032	21.186	17.608	1'40.446 1'40.506	3	0.060
4	29 A. IANNONE	ITA	Ducati Panigale V4R	31.530 +0.081	30.068	21.117	17.752 +0.047	1'40.467 1'40.595	4	0.128
5	5 Y. MONTELLA	ITA	Ducati Panigale V4R	31.607	30.090 +0.090	21.185	17.688 +0.128	1'40.570 1'40.788	7	0.218
6	19 A. BAUTISTA	ESP	Ducati Panigale V4R	31.578 +0.076	30.154	21.237 +0.058	17.603	1'40.572 1'40.706	5	0.134
7	9 D. PETRUCCI	ITA	Ducati Panigale V4R	31.756	29.908	21.197 +0.089	17.807	1'40.668 1'40.757	6	0.089
8	22 A. LOWES	GBR	bimota KB998 Rimini	31.806 +0.034	29.966 +0.083	21.188 +0.057	17.738	1'40.698 1'40.872	10	0.174
9	14 S. LOWES	GBR	Ducati Panigale V4R	31.860	29.813	21.240	17.793 +0.154	1'40.706 1'40.860	9	0.154
10	45 S. REDDING	GBR	Ducati Panigale V4R	31.543 +0.078	30.052 +0.006	21.283 +0.019	17.845	1'40.723 1'40.826	8	0.103
11	55 A. LOCATELLI	ITA	Yamaha YZF R1	31.866 +0.081	29.826 +0.038	21.229 +0.088	17.843 +0.064	1'40.764 1'41.035	11	0.271
12	87 R. GARDNER	AUS	Yamaha YZF R1	31.710	30.148	21.272 +0.153	17.811	1'40.941 1'41.094	12	0.153
13	47 A. BASSANI	ITA	bimota KB998 Rimini	31.837 +0.199	30.139 +0.009	21.241	17.738 +0.098	1'40.955 1'41.261	14	0.306
14	97 X. VIERGE	ESP	Honda CBR1000 RR-R	31.611	30.196 +0.162	21.380	17.779 +0.015	1'40.966 1'41.143	13	0.177
15	77 D. AEGERTER	SUI	Yamaha YZF R1	31.910 +0.127	30.207 +0.039	21.418	17.727	1'41.262 1'41.428	15	0.166
16	7 I. LECUONA	ESP	Honda CBR1000 RR-R	32.008	30.375 +0.081	21.339 +0.081	17.785 +0.068	1'41.507 1'41.737	16	0.230
17	31 G. GERLOFF	USA	Kawasaki ZX-10RR	32.081 +0.099	30.278 +0.069	21.423 +0.036	17.943 +0.080	1'41.725 1'42.009	19	0.284
18	95 T. MACKENZIE	GBR	Honda CBR1000 RR-R	32.074	30.419 +0.009	21.450 +0.112	17.840	1'41.783 1'41.904	18	0.121
19	17 R. VICKERS	GBR	Ducati Panigale V4R	32.102	30.509	21.389	17.856	1'41.856 1'41.856	17	
20	53 T. RABAT	ESP	Yamaha YZF R1	32.037 +0.511	30.453	21.391	18.025 +0.029	1'41.906 1'42.446	20	0.540
21	99 B. SOFUOGLU	TUR	Yamaha YZF R1	32.167	30.420 +0.507	21.459	17.890 +0.021	1'41.936 1'42.464	21	0.528
22	20 J. O'HALLORAN	AUS	Yamaha YZF R1	32.804	31.010 +0.117	21.899 +0.056	17.996 +0.085	1'43.709 1'43.967	22	0.258
23	21 Z. ZAIDI	MAS	Honda CBR1000 RR-R	32.923 +0.184	31.261 +0.122	21.933 +0.123	18.202 +0.023	1'44.319 1'44.771	23	0.452
Overall Ideal Time				31.479	29.743	21.025	17.603	1'39.850		

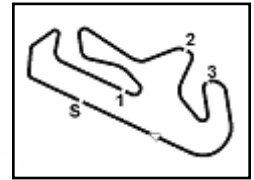
28/03/2025

These data/results cannot be reproduced, stored and/or transmitted in whole or in part by any manner of electronic, mechanical, photocopying, recording, broadcasting or otherwise now known or herein after developed without the previous express consent by the copyright owner, except for reproduction in daily press and regular printed publications on sale to the public within 60 days of the event related to those data/results and always provided that copyright symbol appears together as follows below.

© DORNA WSBK ORGANIZATION Srl 2025

FICR PERUGIA TIMING





Portuguese Round, 28-30 March 2025 Chronological Analysis Free Practice 2nd Session

1° 1.T. RAZGATLIOGLU (1'39.995)							
Lap	Seg.1	Seg.2	Seg.3	Seg.4	Lap Time	km/h	Local Time
1	4'31.700	32.808	22.288	37.587	5'42.306P	312,3	15:02'35.365
2	31.924	29.875	21.113	17.823	1'40.735	312,3	15:08'17.671
3	31.671	29.994	21.098	17.874	1'40.637	315,0	15:09'58.406
4	31.781	30.042	21.180	17.867	1'40.870	315,0	15:11'39.043
5	31.830	29.985	21.226	17.874	1'40.915	313,2	15:13'19.913
6	31.781	30.180	21.223	17.858	1'41.042	314,1	15:15'00.828
7	31.796	30.117	21.214	17.884	1'41.011	314,1	15:16'41.870
8	31.810	30.065	21.221	17.985	1'41.081	313,2	15:18'22.881
9	32.693	30.831	21.726	38.174	2'03.424P	312,3	15:20'03.962
10	7'22.636	33.833	23.222	17.975	8'37.666P		15:22'27.727
11	31.622	29.743	21.053	17.671	1'40.089	311,4	15:30'45.052
12	31.521	29.805	21.025	17.644	1'39.995	313,2	15:32'25.141
13	31.479	29.943	21.038	17.702	1'40.162	310,5	15:34'05.136
14	31.581	29.945	21.127	17.776	1'40.429	311,4	15:35'45.298
15	31.520	29.895	21.090	17.771	1'40.276	309,6	15:37'25.727
16	31.685	29.875	21.084	17.748	1'40.392	308,7	15:39'06.003
17	31.604	30.040	21.160	17.884	1'40.688	311,4	15:40'46.395
18	31.781	30.062	21.389	17.987	1'41.219	313,2	15:42'27.083
19	31.649	29.983	21.201	17.789	1'40.622	315,0	15:44'08.302

15	31.736	29.976	21.186	17.608	1'40.506	309,6	15:45'48.924
16	33.198	31.642	27.154	20.806	1'52.800	308,7	15:45'49.115
17	31.938	30.021	21.361	17.947	1'41.267	305,2	15:47'27.185
18	31.708	29.944	21.375	17.636	1'40.663	313,2	15:48'08.452

2° 11.N. BULEGA (1'40.294)							
Lap	Seg.1	Seg.2	Seg.3	Seg.4	Lap Time	km/h	Local Time
1	32.127	32.643	21.683	17.848	1'41.346	305,2	15:03'31.047
2	31.897	30.203	21.305	17.685	1'41.090	307,8	15:05'12.393
3	31.849	29.976	21.203	17.657	1'40.685	312,3	15:06'53.483
4	31.779	29.930	21.221	17.690	1'40.620	313,2	15:08'34.168
5	31.715	29.985	21.192	17.744	1'40.636	315,9	15:10'14.788
6	31.719	30.011	21.152	17.763	1'40.645	315,9	15:11'55.424
7	31.604	30.064	21.231	17.792	1'40.691	315,0	15:13'36.069
8	31.755	30.046	21.266	17.700	1'40.767	315,0	15:15'16.760
9	32.891	32.581	22.242	38.658	2'06.372P	313,2	15:16'57.527
10	5'25.410	30.821	21.781	17.771	6'35.783P		15:19'03.899
11	31.688	30.047	21.053	17.695	1'40.483	314,1	15:25'39.682
12	31.603	29.840	21.120	17.771	1'40.334	315,0	15:27'20.165
13	31.640	30.152	21.183	17.670	1'40.645	312,3	15:29'00.499
14	31.647	30.068	21.185	17.763	1'40.663	313,2	15:30'41.144
15	37.310	33.544	21.576	38.183	2'10.613P	313,2	15:32'21.807
16	3'09.993	30.803	21.256	17.764	4'19.816P		15:34'32.420
17	31.696	30.102	21.120	17.633	1'40.551	308,7	15:38'52.236
18	31.576	29.914	21.181	17.623	1'40.294	311,4	15:40'32.787
19	31.611	29.865	21.196	17.670	1'40.342	313,2	15:42'13.081
20	31.644	37.621	22.507	18.480	1'50.252	315,9	15:43'53.423

4° 29.A. IANNONE (1'40.595)							
Lap	Seg.1	Seg.2	Seg.3	Seg.4	Lap Time	km/h	Local Time
1	34.255	31.500	22.615	26.366			15:02'40.913
2	32.185	33.698	21.745	17.805	1'47.503	292,9	15:04'28.416
3	31.941	30.244	21.303	17.752	1'41.484	292,1	15:06'09.900
4	31.957	30.149	21.394	17.817	1'41.301	299,3	15:07'51.201
5	31.957	30.257	21.221	17.802	1'41.237	296,9	15:09'32.438
6	31.951	30.675	21.577	17.898	1'42.101	294,5	15:11'14.539
7	31.852	30.313	21.379	17.854	1'41.398	310,5	15:12'55.937
8	35.715	32.644	22.513	37.346	2'08.218P	300,2	15:15'04.155
9	2'33.767	31.461	22.943	17.856	10'36.027P		15:25'40.182
10	31.611	30.068	21.117	17.799	1'40.595	312,3	15:27'20.777
11	31.530	30.269	23.646	21.569	1'47.014	312,3	15:29'07.791
12	31.812	30.330	21.341	17.834	1'41.317	307,8	15:30'49.108
13	31.639	1'37.835	24.443	40.906	3'14.823P	311,4	15:34'03.931

5° 19.A. BAUTISTA (1'40.706)							
Lap	Seg.1	Seg.2	Seg.3	Seg.4	Lap Time	km/h	Local Time
1	32.148	31.866	21.875	17.829			15:03'07.687
2	31.942	30.756	21.425	17.746	1'42.075	311,4	15:04'49.762
3	31.744	30.460	21.303	17.747	1'41.452	309,6	15:06'31.214
4	31.761	30.280	21.268	17.684	1'40.976	313,2	15:08'12.190
5	31.735	30.310	21.242	17.723	1'41.036	310,5	15:09'53.226
6	31.735	30.242	21.261	17.711	1'40.949	314,1	15:11'34.175
7	31.736	30.166	21.283	17.731	1'40.916	314,1	15:13'15.091
8	31.761	30.174	21.362	17.779	1'41.076	315,9	15:15'45.167
9	31.669	30.206	21.337	17.748	1'40.960	315,9	15:16'37.127
10	31.674	30.346	22.992	39.153	2'04.165P	315,9	15:18'41.292
11	7'35.216	30.716	21.325	17.855	8'45.112P		15:22'26.404
12	31.654	30.154	21.295	17.603	1'40.706	314,1	15:29'07.110
13	31.680	30.249	21.237	17.790	1'40.956	310,5	15:30'48.066
14	31.663	30.228	21.348	17.711	1'40.950	314,1	15:32'29.016
15	31.683	31.259	21.313	17.773	1'42.028	313,2	15:34'11.044
16	31.758	30.572	25.029	40.979	2'08.338P	313,2	15:36'19.382
17	2'57.697	30.622	21.365	18.011	4'07.695P		15:40'27.077
18	31.578	30.219	21.325	17.758	1'40.880	314,1	15:42'07.957
19	31.676	30.219	21.258	17.813	1'40.966	315,0	15:43'48.923
20	31.704	30.209	21.400	17.830	1'41.143	315,0	15:45'30.066

3° 60.M. VAN DER MARK (1'40.506)							
Lap	Seg.1	Seg.2	Seg.3	Seg.4	Lap Time	km/h	Local Time
1	32.417	32.546	23.168	18.021	1'45.614	308,7	15:02'17.086
2	31.990	30.386	22.564	20.247	1'41.492	312,3	15:04'02.700
3	32.009	30.283	21.425	17.794	1'41.292	312,3	15:05'44.192
4	32.009	30.209	21.318	17.736	1'41.272	314,1	15:07'25.464
5	32.606	30.811	22.895	17.806	1'44.118	313,2	15:09'09.582
6	32.032	30.194	21.374	17.789	1'41.389	311,4	15:10'50.971
7	31.910	30.245	21.409	17.854	1'41.418	313,2	15:12'32.389
8	32.094	30.315	21.490	17.738	1'41.637	308,7	15:14'14.026
9	35.626	32.578	22.145	38.363	2'08.712P	291,3	15:16'22.738
10	9'30.952	32.604	27.126	19.463	10'50.145P		15:17'12.883
11	32.243	30.289	21.577	17.733	1'41.842	310,5	15:27'12.883
12	32.059	30.277	21.566	17.823	1'41.725	309,6	15:28'54.725
13	32.135	33.528	24.195	19.410	1'49.268	308,7	15:30'36.450
14	32.160	30.939	22.071	38.084	2'03.254P	314,1	15:32'25.718
15	3'12.376	33.001	21.693	17.837	4'24.907P		15:34'28.972
16							15:38'53.879

6° 9.D. PETRUCCI (1'40.757)							
Lap	Seg.1	Seg.2	Seg.3	Seg.4	Lap Time	km/h	Local Time
1		33.039	22.327	18.306			15:02'54.255
2	32.203	30.277	21.405	17.835	1'41.720	311,4	15:04'35.975
3	31.889	30.193	21.282	17.890	1'41.254	315,0	15:06'17.229
4	31.980	30.009	21.365	17.873	1'41.227	315,0	15:07'58.456
5	31.878	30.144	21.325	17.883	1'41.230	315,0	15:09'39.686
6	31.991	30.215	21.375	17.873	1'41.454	314,1	15:11'21.140
7	38.778	35.470	22.385	17.862	1'54.495	306,1	15:13'15.635
8	31.890	30.076	21.306	17.861	1'41.133	313,2	15:14'56.768
9	31.883	30.052	21.324	17.889	1'41.148	315,0	15:16'37.916
10	31.803	30.125	21.354	17.842	1'41.124	315,9	15:18'19.040
11	36.173	34.011	24.474	39.016	2'13.674P	307,8	15:20'32.714
12	16'12.814	30.584	21.780	17.845	17'23.023P		15:37'55.737
13	31.756	29.908	21.286	17.807	1'40.757	310,5	15:39'36.494
14	31.833	30.054	21.197	17.888	1'40.972	312,3	15:41'17.466
15	38.787	33.294	29.119	20.774	2'01.974	303,5	15:43'19.440
16	31.844	29.954	21.239	17.879	1'40.916	310,5	15:45'00.356

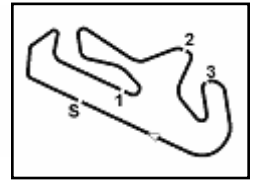
28/03/2025

P = Pits In/Out - C = Lap Time Cancelled

These data/results cannot be reproduced, stored and/or transmitted in whole or in part by any manner of electronic, mechanical, photocopying, recording, broadcasting or otherwise now known or herein after developed without the previous express consent by the copyright owner, except for reproduction in daily press and regular printed publications on sale to the public within 60 days of the event related to those data/results and always provided that copyright symbol appears together as follows below.

© DORNA WSBK ORGANIZATION Srl 2025





Portimao 4.592 m

Portuguese Round, 28-30 March 2025

Chronological Analysis Free Practice 2nd Session

2 / 4

7° 5 Y. MONTELLA [1'40.788]							
Lap	Seg.1	Seg.2	Seg.3	Seg.4	Lap Time	km/h	Local Time
1	32.371	30.698	21.654	17.882	1'42.605	310,5	15:04'13.050
2	31.955	30.888	21.484	17.832	1'42.159	306,1	15:05'55.209
3	31.992	30.355	21.410	17.816	1'41.573	315,0	15:07'36.782
4	32.065	31.650	21.779	18.027	1'43.521	315,0	15:09'20.303
5	32.007	30.222	21.348	17.817	1'41.394	311,4	15:11'01.697
6	37.630	30.775	21.554	38.432	2'08.391P	316,8	15:13'10.088
7	6'56.789	30.619	21.895	17.805	8'07.108P		15:21'17.196
8	31.974	30.171	21.309	17.693	1'41.147	313,2	15:22'58.343
9	31.712	30.090	21.311	17.776	1'40.889	312,3	15:24'39.232
10	31.648	30.121	21.307	17.718	1'40.794	315,0	15:26'20.026
11	32.929	31.750	21.789	38.864	2'05.332P	316,8	15:28'25.358
12	6'56.821	30.585	21.352	17.688	8'06.446P		15:36'31.804
13	31.644	30.185	21.346	17.845	1'41.020	312,3	15:38'12.824
14	31.864	30.269	21.339	17.818	1'41.290	312,3	15:39'54.114
15	31.607	30.180	21.185	17.816	1'40.788	314,1	15:41'34.902
16	33.737	30.423	21.523	17.800	1'43.483	313,2	15:43'18.385
17	31.797	30.180	21.438	17.867	1'41.282	306,1	15:44'59.667
18	35.679	30.955	22.547	17.991	1'47.172	313,2	15:46'46.839

8° 45 S. REDDING [1'40.826]							
Lap	Seg.1	Seg.2	Seg.3	Seg.4	Lap Time	km/h	Local Time
1	32.167	31.248	21.488	17.924			15:03'08.142
2	31.973	30.440	21.596	17.850	1'42.053	301,8	15:04'50.195
3	31.730	30.221	21.357	17.938	1'41.489	311,4	15:06'31.684
4	31.730	30.122	21.317	17.862	1'41.031	318,7	15:08'12.715
5	31.757	30.052	21.342	17.968	1'41.119	317,8	15:09'53.834
6	31.673	30.101	21.283	17.996	1'41.053	315,9	15:11'34.887
7	36.317	30.586	21.734	18.071	1'46.708	316,8	15:13'21.595
8	31.924	30.368	21.956	38.907	2'03.155P	314,1	15:15'24.750
9	10'56.389	31.076	21.591	18.041	12'07.097P		15:27'31.847
10	31.621	30.058	21.302	17.845	1'40.826	315,9	15:29'12.673
11	31.543	31.192	21.788	18.079	1'42.602	315,9	15:30'55.275
12	31.727	31.338	22.155	18.212	1'43.432C	316,8	15:32'38.707
13	31.859	30.397	21.381	18.059	1'41.696	313,2	15:34'20.403
14	32.758	32.095	22.243	37.465	2'04.561P	313,2	15:36'24.964
15	4'01.243	30.568	21.488	18.025	5'11.324P		15:41'36.288
16	31.830	30.329	21.413	18.062	1'41.634	311,4	15:43'17.922
17	31.870	30.173	22.902	18.015	1'42.960	310,5	15:45'00.882

9° 14 S. LOWES [1'40.860]							
Lap	Seg.1	Seg.2	Seg.3	Seg.4	Lap Time	km/h	Local Time
1	32.478	30.424	22.209	18.106			15:02'44.972
2	32.258	30.165	21.700	17.868	1'41.991	298,5	15:06'09.463
3	32.196	29.955	21.436	17.793	1'41.380	299,3	15:07'50.843
4	31.978	29.892	21.424	17.826	1'41.120	304,4	15:09'31.963
5	41.769	33.372	22.990	38.140	2'16.271P	224,8	15:11'48.234
6	10'34.231	30.888	21.694	17.964	11'44.777P		15:23'33.011
7	32.006	29.991	21.740	17.903	1'41.640	308,7	15:25'14.651
8	31.929	29.988	21.514	17.989	1'41.420	309,6	15:26'56.071
9	13'44.549	33.477	21.449	17.962	14'57.437	154,8	15:41'53.508
10	31.897	29.828	21.501	17.802	1'41.028	307,0	15:43'34.536
11	31.860	29.813	21.240	17.947	1'40.860	314,1	15:45'15.396

10° 22 A. LOWES [1'40.872]							
Lap	Seg.1	Seg.2	Seg.3	Seg.4	Lap Time	km/h	Local Time
1		33.034	22.125	18.204			15:02'44.572
2	32.491	30.489	21.594	17.837	1'42.411	302,7	15:04'26.983
3	32.258	30.193	21.378	17.904	1'41.733	307,0	15:06'08.716
4	32.178	30.070	21.290	17.823	1'41.361	304,4	15:07'50.077

4	31.840	30.049	21.245	17.738	1'40.872	309,6	15:09'30.949
5	32.170	30.040	21.264	17.862	1'41.336	308,7	15:11'12.285
6	32.017	30.114	21.242	17.845	1'41.218	307,0	15:12'53.503
7	32.179	30.135	21.201	17.959	1'41.474	301,8	15:14'34.977
8	32.112	30.028	21.291	17.903	1'41.334	307,8	15:16'16.311
9	32.056	30.129	21.402	17.933	1'41.520	305,2	15:17'57.831
10	32.059	30.182	21.517	17.917	1'41.675	305,2	15:19'39.506
11	32.141	30.216	21.326	17.893	1'41.576	301,0	15:21'21.082
12	32.087	30.101	21.460	17.882	1'41.530	302,7	15:23'02.612
13	31.981	30.212	21.405	17.944	1'41.542	307,8	15:24'44.154
14	32.016	30.107	21.299	17.854	1'41.276	307,8	15:26'25.430
15	32.012	30.087	21.384	17.839	1'41.322	310,5	15:28'06.752
16	32.035	30.039	21.279	17.979	1'41.332	306,1	15:29'48.084
17	34.608	32.785	23.130	40.996	2'11.519P	298,5	15:31'59.603
18	8'35.409	31.335	21.491	17.841	9'46.076P		15:41'45.679
19	31.993	29.981	21.188	17.776	1'40.938	308,7	15:43'26.617
20	31.806	29.966	21.282	17.848	1'40.902	306,1	15:45'07.519

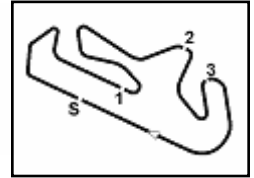
11° 55 A. LOCATELLI [1'41.035]							
Lap	Seg.1	Seg.2	Seg.3	Seg.4	Lap Time	km/h	Local Time
1		31.693	26.748	25.336			15:02'37.855
2	32.468	30.147	21.364	17.843	1'41.822	301,0	15:04'19.677
3	32.078	29.826	21.294	17.866	1'41.064	306,1	15:06'00.741
4	31.889	30.514	21.347	18.004	1'41.754	311,4	15:07'42.495
5	31.968	30.010	21.250	17.979	1'41.207	308,7	15:09'23.702
6	31.917	29.992	21.245	18.000	1'41.154	307,0	15:11'04.856
7	31.947	29.864	21.317	17.907	1'41.035	308,7	15:12'45.891
8	34.843	31.460	22.180	38.062	2'06.545P	307,8	15:14'52.436
9	9'03.131	31.579	21.496	18.110	10'14.316P		15:25'06.752
10	31.866	30.948	21.374	18.032	1'42.220	306,1	15:26'48.972
11	32.019	29.953	21.359	17.935	1'41.266	307,0	15:28'30.238
12	31.985	29.981	21.229	18.027	1'41.222	307,0	15:30'11.460
13	31.909	30.024	21.564	18.045	1'41.542	306,1	15:31'53.002
14	32.035	30.281	21.313	18.116	1'41.745	304,4	15:33'34.747
15	32.085	30.206	21.254	18.076	1'41.621	306,1	15:35'16.368
16	32.080	30.165	21.461	18.078	1'41.784	302,7	15:36'58.152
17	31.980	30.527	21.730	38.395	2'02.632P	304,4	15:39'00.784
18	2'49.262	31.937	21.531	18.060	4'00.790P		15:43'01.574
19	32.046	29.919	21.421	17.953	1'41.339	305,2	15:44'42.913
20	31.958	29.952	21.276	17.931	1'41.117	307,8	15:46'24.030

12° 87 R. GARDNER [1'41.094]							
Lap	Seg.1	Seg.2	Seg.3	Seg.4	Lap Time	km/h	Local Time
1		32.176	25.737	22.976			15:02'32.018
2	32.225	30.392	21.272	17.821	1'41.710	307,0	15:04'13.728
3	31.923	30.393	21.500	17.867	1'41.683	308,7	15:05'55.411
4	32.017	30.366	21.387	17.827	1'41.597	305,2	15:07'37.008
5	32.010	35.093	25.717	19.495	1'52.315	303,5	15:09'29.323
6	32.273	30.426	23.358	17.824	1'43.881	313,2	15:11'13.204
7	31.752	30.356	21.418	17.843	1'41.369	310,5	15:12'54.573
8	31.967	33.477	22.475	38.041	2'05.960P	308,7	15:15'00.533
9	8'05.711	31.703	22.172	18.171	9'17.757P		15:24'18.290
10	32.035	30.420	21.442	17.855	1'41.752	307,8	15:26'00.042
11	31.737	30.370	21.427	17.883	1'41.417	309,6	15:27'41.459
12	31.871	30.719	21.404	17.883	1'41.877	309,6	15:29'23.336
13	31.956	30.782	23.867	38.689	2'05.294P	309,6	15:31'28.630
14	6'13.873	31.111	21.526	17.970	7'24.480P		15:38'53.110
15	31.710	30.148	21.425	17.811	1'41.094	307,0	15:40'34.204
16	31.719	30.204	21.436	17.832	1'41.191	309,6	15:42'15.395
17	31.896	35.388	26.755	19.382	1'53.421	307,0	15:44'08.816
18	32.431	30.432	21.407	17.938	1'42.208	301,8	15:45'51.024

28/03/2025 P = Pits In/Out - C = Lap Time Cancelled

These data/results cannot be reproduced, stored and/or transmitted in whole or in part by any manner of electronic, mechanical, photocopying, recording, broadcasting or otherwise now known or herein after developed without the previous express consent by the copyright owner, except for reproduction in daily press and regular printed publications on sale to the public within 60 days of the event related to those data/results and always provided that copyright symbol appears together as follows below.

© DORNA WSBK ORGANIZATION Srl 2025



13° 97 X. VIERGE [1'41.143]

Table with 8 columns: Lap, Seg1, Seg2, Seg3, Seg4, Lap Time, km/h, Local Time. Rows 1-18 for rider 97 X. VIERGE.

Summary row for rider 97 X. VIERGE: 18 32.212 30.418 27.956 18.918 1'49.504 306,1 15:43'42.048; 19 32.136 30.207 21.522 17.813 1'41.678 307,8 15:45'23.726

16° 7 I. LECUONA [1'41.737]

Table with 8 columns: Lap, Seg1, Seg2, Seg3, Seg4, Lap Time, km/h, Local Time. Rows 1-16 for rider 7 I. LECUONA.

14° 47 A. BASSANI [1'41.261]

Table with 8 columns: Lap, Seg1, Seg2, Seg3, Seg4, Lap Time, km/h, Local Time. Rows 1-18 for rider 47 A. BASSANI.

17° 17 R. VICKERS [1'41.856]

Table with 8 columns: Lap, Seg1, Seg2, Seg3, Seg4, Lap Time, km/h, Local Time. Rows 1-15 for rider 17 R. VICKERS.

15° 77 D. AEGERTER [1'41.428]

Table with 8 columns: Lap, Seg1, Seg2, Seg3, Seg4, Lap Time, km/h, Local Time. Rows 1-17 for rider 77 D. AEGERTER.

18° 95 T. MACKENZIE [1'41.904]

Table with 8 columns: Lap, Seg1, Seg2, Seg3, Seg4, Lap Time, km/h, Local Time. Rows 1-13 for rider 95 T. MACKENZIE.

19° 31 G. GERLOFF [1'42.009]

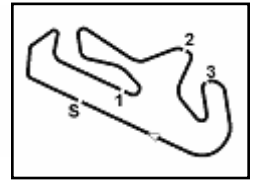
Table with 8 columns: Lap, Seg1, Seg2, Seg3, Seg4, Lap Time, km/h, Local Time. Rows 1 for rider 31 G. GERLOFF.

28/03/2025 P = Pits In/Out - C = Lap Time Cancelled

These data/results cannot be reproduced, stored and/or transmitted in whole or in part by any manner of electronic, mechanical, photocopying, recording, broadcasting or otherwise now known or herein after developed without the previous express consent by the copyright owner, except for reproduction in daily press and regular printed publications on sale to the public within 60 days of the event related to those data/results and always provided that copyright symbol appears together as follows below.

© DORNA WSBK ORGANIZATION Srl 2025





Portuguese Round, 28-30 March 2025
Chronological Analysis Free Practice 2nd Session

2	32.462	31.292	21.702	18.122	1'43.578	308,7	15:05'56.171
3	32.508	30.431	21.813	18.053	1'42.805	303,5	15:07'38.976
4	32.547	30.710	21.692	37.914	2'02.863P	308,7	15:09'41.839
5	10'39.266	31.838	24.436	18.117	11'53.657P		15:21'35.496
6	32.402	30.579	21.516	17.964	1'42.461	308,7	15:23'17.957
7	32.184	30.278	21.763	18.003	1'42.228	307,8	15:25'00.185
8	34.997	30.660	21.528	18.037	1'45.222	314,1	15:26'45.407
9	32.101	30.449	21.529	17.972	1'42.051	313,2	15:28'27.458
10	32.180	30.347	21.459	18.023	1'42.009	310,5	15:30'09.467
11	34.867	30.327	21.687	18.004	1'44.885	315,0	15:31'54.352
12	32.127	30.343	21.513	18.063	1'42.046	309,6	15:33'36.398
13	32.084	30.644	21.743	17.966	1'42.437	311,4	15:35'18.835
14	32.081	30.356	21.866	17.943	1'42.246	311,4	15:37'01.081
15	32.392	31.153	21.651	37.220	2'02.416P	310,5	15:39'03.497
16	3'25.854	30.925	22.066	17.994	4'36.839P		15:43'40.336
17	32.372	30.332	21.423	18.034	1'42.161	296,9	15:45'22.497

22° 20 J. O'HALLORAN [1'43.967]							
Lap	Seg.1	Seg.2	Seg.3	Seg.4	Lap Time	km/h	Local Time
1	33.735	31.601	22.830	18.446	1'45.596	281,5	15:04'16.005
2	33.251	31.498	22.280	18.126	1'45.155	292,1	15:06'01.160
3	33.245	31.269	22.055	18.077	1'44.646	290,5	15:07'45.806
4	33.200	31.201	22.139	18.242	1'44.782	294,5	15:09'30.588
5	33.207	31.261	22.069	18.023	1'44.560	297,7	15:11'15.148
6	33.155	31.177	21.907	18.084	1'44.323	282,9	15:12'59.471
7	38.842	32.509	23.806	41.788	2'16.945P	292,1	15:15'16.416
8	11'09.836	32.711	22.422	18.413	12'23.382P		15:27'39.798
9	33.104	31.468	21.995	17.996	1'44.563	299,3	15:29'24.361
10	34.089	32.319	23.715	40.581	2'10.704P	296,9	15:31'35.065
11	7'44.192	32.006	26.158	22.730	9'05.086P		15:40'40.151
12	32.804	31.127	21.955	18.081	1'43.967	294,5	15:42'24.118
13	32.954	31.010	21.899	18.127	1'43.990	299,3	15:44'08.108
14	33.161	31.279	21.972	18.005	1'44.417	289,7	15:45'52.525

20° 53 T. RABAT [1'42.446]							
Lap	Seg.1	Seg.2	Seg.3	Seg.4	Lap Time	km/h	Local Time
1	33.432	30.865	22.337	18.450	1'44.326	289,0	15:03'46.220
2	33.080	30.631	21.518	18.126	1'43.355	294,5	15:05'29.575
3	32.649	30.725	21.589	18.092	1'43.055	298,5	15:07'12.630
4	32.761	30.748	21.611	18.262	1'43.382	303,5	15:08'56.012
5	32.640	30.734	21.607	18.245	1'43.226	302,7	15:10'39.238
6	32.565	30.947	21.569	18.232	1'43.313	304,4	15:12'22.551
7	32.648	30.758	21.551	18.198	1'43.155	304,4	15:14'05.706
8	32.592	30.850	21.545	18.310	1'43.297	296,9	15:15'49.003
9	32.659	30.609	21.806	18.232	1'43.306	301,8	15:17'32.309
10	32.651	30.910	21.691	18.420	1'43.672	299,3	15:19'15.981
11	36.465	32.540	24.788	35.349	2'09.142P	296,1	15:21'25.123
12	6'21.293	31.611	23.365	19.847	7'36.116P		15:29'01.239
13	32.709	30.504	23.040	18.185	1'44.438	292,9	15:30'45.677
14	32.548	30.453	21.391	18.054	1'42.446	304,4	15:32'28.123
15	32.562	34.168	21.724	18.167	1'46.621	301,0	15:34'14.744
16	32.447	30.860	21.614	18.025	1'42.946	304,4	15:35'57.690
17	32.440	30.657	21.502	18.138	1'42.737	303,5	15:37'40.427
18	32.037	41.007	23.366	19.994	1'56.404	302,7	15:39'36.831
19	32.461	30.580	21.415	18.242	1'42.698	300,2	15:41'19.529
20	36.557	33.774	30.302	20.145	2'00.778	302,7	15:43'20.307
21	32.495	30.537	21.733	18.192	1'42.957	302,7	15:45'03.264

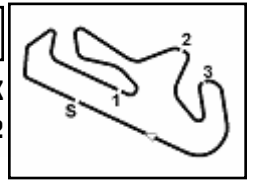
23° 21 Z. ZAIDI [1'44.771]							
Lap	Seg.1	Seg.2	Seg.3	Seg.4	Lap Time	km/h	Local Time
1	33.415	31.540	22.238	18.207	1'45.250	292,1	15:03'54.023
2	33.345	31.503	21.953	18.254	1'45.055	295,3	15:05'39.078
3	33.247	31.337	22.065	18.202	1'44.851	295,3	15:07'23.929
4	33.225	39.933	31.804	18.615	2'03.577	295,3	15:09'27.506
5	38.032	32.116	22.101	18.316	1'50.565	294,5	15:11'18.071
6	33.197	31.694	22.039	18.472	1'45.402	302,7	15:13'03.473
7	33.032	40.208	24.260	38.703	2'16.203P	300,2	15:15'19.676
8	6'35.860	32.330	22.235	18.508	7'48.933P		15:23'08.609
9	33.340	31.661	22.044	18.366	1'45.411	293,7	15:24'54.020
10	32.990	31.630	22.080	18.308	1'45.008	301,0	15:26'39.028
11	33.239	31.734	26.340	38.503	2'09.816P	298,5	15:28'48.844
12	10'09.959	32.282	21.933	18.226	11'22.400P		15:40'11.244
13	33.107	31.383	22.056	18.225	1'44.771	295,3	15:41'56.015
14	32.923	32.338	22.310	18.299	1'45.870	299,3	15:43'41.885
15	33.304	31.261	22.523	18.465	1'45.553	292,9	15:45'27.438

21° 99 B. SOFUOGLU [1'42.464]							
Lap	Seg.1	Seg.2	Seg.3	Seg.4	Lap Time	km/h	Local Time
1	33.263	31.074	21.739	18.050	1'44.126	296,9	15:03'44.515
2	33.168	31.123	21.781	18.203	1'44.275	299,3	15:05'28.790
3	33.000	30.805	21.634	18.249	1'43.688	301,0	15:07'12.478
4	33.359	31.279	21.668	18.337	1'44.643	302,7	15:08'57.121
5	32.724	30.557	21.683	18.246	1'43.210	303,5	15:10'40.331
6	32.648	30.675	21.596	18.126	1'43.045	301,8	15:12'23.376
7	32.713	30.702	21.697	39.883	2'04.995P	303,5	15:14'28.371
8	8'18.046	31.748	22.289	18.100	9'30.183P		15:23'58.554
9	32.662	30.538	21.459	17.890	1'42.549	298,5	15:25'41.103
10	32.167	30.927	21.459	17.911	1'42.464	307,0	15:27'23.567
11	32.600	30.686	21.516	17.952	1'42.754	301,0	15:29'06.321
12	32.554	30.813	22.087	18.072	1'43.526	301,8	15:30'49.847
13	32.316	30.616	21.640	18.058	1'42.630	304,4	15:32'32.477
14	36.250	35.234	23.508	40.436	2'15.428P	276,4	15:34'47.905
15	5'59.812	33.440	22.457	18.269	7'13.978P		15:42'01.883
16	32.713	30.420	21.629	18.015	1'42.777	297,7	15:43'44.660
17	32.439	30.474	21.645	18.316	1'42.874	303,5	15:45'27.534

28/03/2025 P = Pits In/Out - C = Lap Time Cancelled

These data/results cannot be reproduced, stored and/or transmitted in whole or in part by any manner of electronic, mechanical, photocopying, recording, broadcasting or otherwise now known or herein after developed without the previous express consent by the copyright owner, except for reproduction in daily press and regular printed publications on sale to the public within 60 days of the event related to those data/results and always provided that copyright symbol appears together as follows below.

© DORNA WSBK ORGANIZATION Srl 2025



Portimao 4.592 m

Portuguese Round, 28-30 March 2025

Best Laps & Speeds

No.	Rider Bike	Nat	Best Lap		FP1		FP2							
			LL	SPD	LL	SPD	LL	SPD						
1	T. RAZGATLIOGLU BMW M1000RR	TUR	1'39.995 20	315,0	1		1'39.995 19	315,0						
2	N. BULEGA Ducati Panigale V4R	ITA	1'40.294 40	319,6	20	319,6	20	315,9						
3	M. VAN DER MARK BMW M1000RR	NED	1'40.506 33	316,8	15	316,8	18	314,1						
4	A. IANNONE Ducati Panigale V4R	ITA	1'40.595 26	316,8	14	316,8	12	312,3						
5	A. BAUTISTA Ducati Panigale V4R	ESP	1'40.706 39	318,7	20	318,7	19	315,9						
6	D. PETRUCCI Ducati Panigale V4R	ITA	1'40.757 33	318,7	18	318,7	15	315,9						
7	Y. MONTELLA Ducati Panigale V4R	ITA	1'40.788 37	316,8	19	315,9	18	316,8						
8	S. REDDING Ducati Panigale V4R	GBR	1'40.826 32	318,7	16	316,8	16	318,7						
9	S. LOWES Ducati Panigale V4R	GBR	1'40.860 27	314,1	16	314,1	11	314,1						
10	A. LOWES bimota KB998 Rimini	GBR	1'40.872 37	313,2	17	313,2	20	310,5						
11	A. LOCATELLI Yamaha YZF R1	ITA	1'41.035 35	311,4	16	310,5	19	311,4						
12	A. BASSANI bimota KB998 Rimini	ITA	1'41.046 34	309,6	16	309,6	18	309,6						
13	R. GARDNER Yamaha YZF R1	AUS	1'41.094 32	313,2	15	312,3	17	313,2						
14	X. VIERGE Honda CBR1000 RR-R	ESP	1'41.143 34	313,2	16	312,3	18	313,2						
15	D. AEGERTER Yamaha YZF R1	SUI	1'41.428 35	310,5	16	307,8	19	310,5						
16	I. LECUONA Honda CBR1000 RR-R	ESP	1'41.737 32	313,2	16	311,4	16	313,2						
17	R. VICKERS Ducati Panigale V4R	GBR	1'41.856 32	310,5	17	310,5	15	307,8						
18	T. MACKENZIE Honda CBR1000 RR-R	GBR	1'41.904 28	309,6	15	309,6	13	306,1						
19	G. GERLOFF Kawasaki ZX-10RR	USA	1'42.009 20	315,0	3	306,1	17	315,0						
20	T. RABAT Yamaha YZF R1	ESP	1'42.446 23	304,4	2	302,7	21	304,4						
21	B. SOFUOGLU Yamaha YZF R1	TUR	1'42.464 31	307,0	14	305,2	17	307,0						
22	J. O'HALLORAN Yamaha YZF R1	AUS	1'43.967 28	299,3	14	296,9	14	299,3						
23	Z. ZAIDI Honda CBR1000 RR-R	MAS	1'44.771 30	302,7	15	298,5	15	302,7						

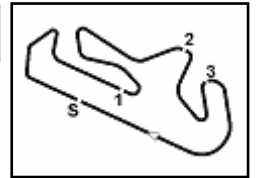
28/03/2025

These data/results cannot be reproduced, stored and/or transmitted in whole or in part by any manner of electronic, mechanical, photocopying, recording, broadcasting or otherwise now known or herein after developed without the previous express consent by the copyright owner, except for reproduction in daily press and regular printed publications on sale to the public within 60 days of the event related to those data/results and always provided that copyright symbol appears together as follows below.

© DORNA WSBK ORGANIZATION Srl 2025

FICR PERUGIA TIMING

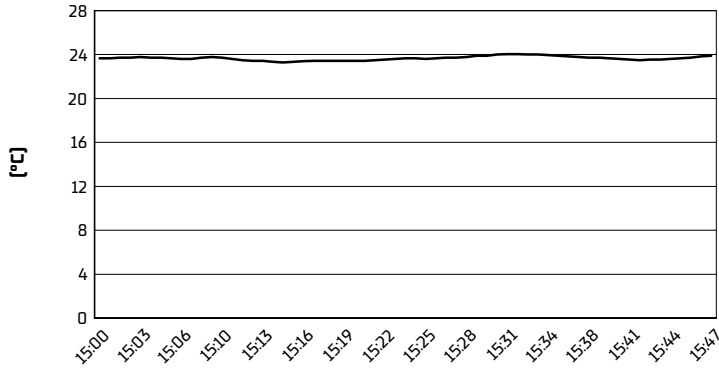




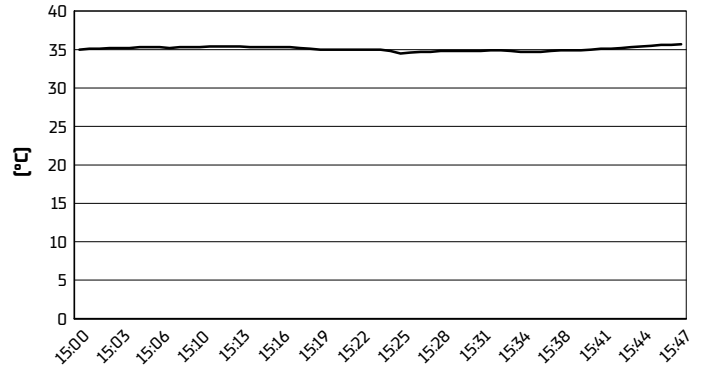
Portimao 4.592 m

Portuguese Round, 28-30 March 2025
Weather Report Free Practice 2nd Session
Session started 15:00 - Session ended 15:48

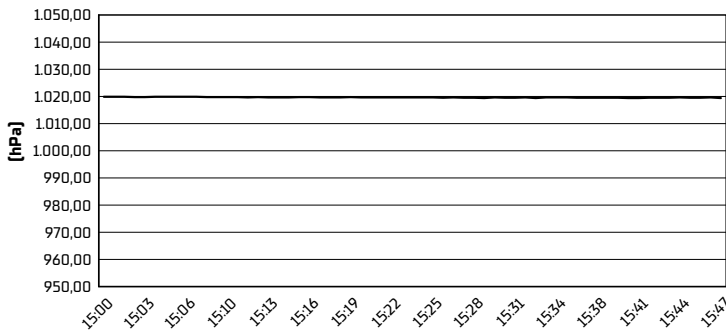
Air Temperature



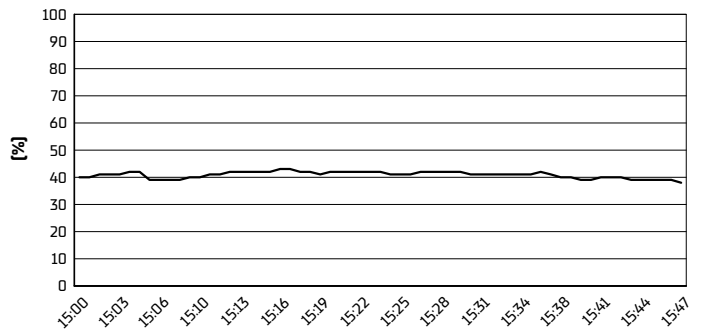
Track Temperature



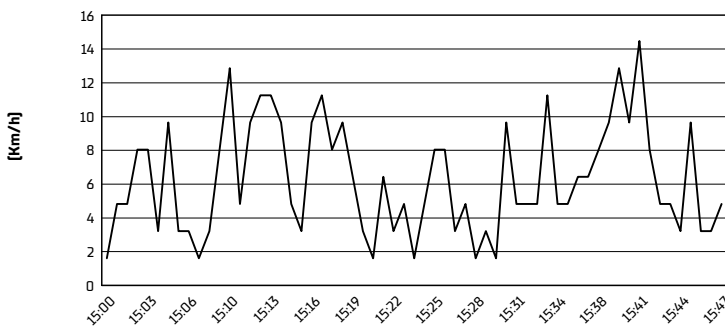
Air Pressure



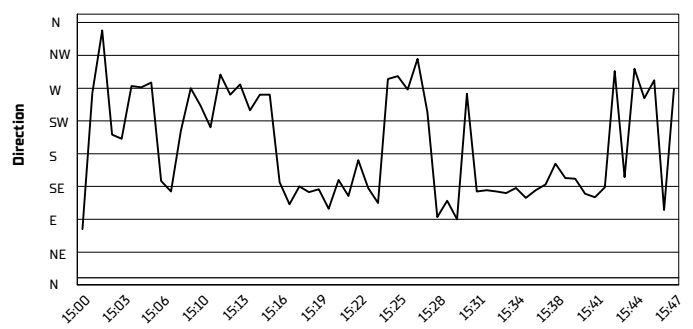
Humidity



Wind Speed



Wind Direction



28/03/2025

These data/results cannot be reproduced, stored and/or transmitted in whole or in part by any manner of electronic, mechanical, photocopying, recording, broadcasting or otherwise now known or herein after developed without the previous express consent by the copyright owner, except for reproduction in daily press and regular printed publications on sale to the public within 60 days of the event related to those data/results and always provided that copyright symbol appears together as follows below.

© DORNA WSBK ORGANIZATION Srl 2025