FIM SUPERBIKE WORLD CHAMPIONSHIP

Portuguese Round, 28-30 March 2025
Chronological Analysis Free Practice 2nd Session

2.5

WorldSBK
102/02

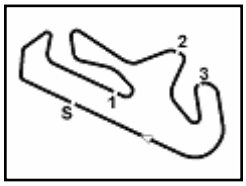

Portimao 4.592 m

1° 1 T. RAZGATLIOGLU (1'39.995)

Lap	Seg.1	Seg.2	Seg.3	Seg.4	Lap Time	km/h	Local Time
		32.808	22.288	37.587			15:02'35.365
1	4'31.700	31.107	21.601	17.898	5'42.306P		15:08'17.671
2	31.924	29.875	21.113	17.823	1'40.735	312,3	15:09'58.406
3	31.671	29.994	21.098	17.874	1'40.637	**315,0**	15:11'39.043
4	31.781	30.042	21.180	17.867	1'40.870	**315,0**	15:13'19.913
5	31.830	29.985	21.226	17.874	1'40.915	313,2	15:15'00.828
6	31.781	30.180	21.223	17.858	1'41.042	314,1	15:16'41.870
7	31.796	30.117	21.214	17.884	1'41.011	314,1	15:18'22.881
8	31.810	30.065	21.221	17.985	1'41.081	313,2	15:20'03.962
9	32.693	30.831	21.726	38.174	2'03.424P	312,3	15:22'07.386
10	7'22.636	33.833	23.222	17.975	8'37.666P		15:30'45.052
11	31.622	**29.743**	21.053	17.671	1'40.089	311,4	15:32'25.141
12	31.521	29.805	**21.025**	**17.644**	**1'39.995**	313,2	15:34'05.136
13	**31.479**	29.943	21.038	17.702	1'40.162	310,5	15:35'45.298
14	31.581	29.945	21.127	17.776	1'40.429	311,4	15:37'25.727
15	31.520	29.895	21.090	17.771	1'40.276	309,6	15:39'06.003
16	31.685	29.875	21.084	17.748	1'40.392	308,7	15:40'46.395
17	31.604	30.040	21.160	17.884	1'40.688	311,4	15:42'27.083
18	31.781	30.062	21.389	17.987	1'41.219	313,2	15:44'08.302
19	31.649	29.983	21.201	17.789	1'40.622	**315,0**	15:45'48.924

2° 11 N. BULEGA (1'40.294)

Lap	Seg.1	Seg.2	Seg.3	Seg.4	Lap Time	km/h	Local Time
		32.643	21.683	17.848			15:03'31.047
1	32.127	30.268	21.198	17.753	1'41.346	305,2	15:05'12.393
2	31.897	30.203	21.305	17.685	1'41.090	307,8	15:06'53.483
3	31.849	29.976	21.203	17.657	1'40.685	312,3	15:08'34.168
4	31.779	29.930	21.221	17.690	1'40.620	313,2	15:10'14.788
5	31.715	29.985	21.192	17.744	1'40.636	**315,9**	15:11'55.424
6	31.719	30.011	21.152	17.763	1'40.645	**315,9**	15:13'36.069
7	31.604	30.064	21.231	17.792	1'40.691	315,0	15:15'16.760
8	31.755	30.046	21.266	17.700	1'40.767	315,0	15:16'57.527
9	32.891	32.581	22.242	38.658	2'06.372P	313,2	15:19'03.899
10	5'25.410	30.821	21.781	17.771	6'35.783P		15:25'39.682
11	31.688	30.047	**21.053**	17.695	1'40.483	314,1	15:27'20.165
12	31.603	**29.840**	21.120	17.771	1'40.334	315,0	15:29'00.499
13	31.640	30.152	21.183	17.670	1'40.645	312,3	15:30'41.144
14	31.647	30.068	21.185	17.763	1'40.663	313,2	15:32'21.807
15	37.310	33.544	21.576	38.183	2'10.613P	313,2	15:34'32.420
16	3'09.993	30.803	21.256	17.764	4'19.816P		15:38'52.236
17	31.696	30.102	21.120	17.633	1'40.551	308,7	15:40'32.787
18	**31.576**	29.914	21.181	**17.623**	**1'40.294**	311,4	15:42'13.081
19	31.611	29.865	21.196	17.670	1'40.342	313,2	15:43'53.423
20	31.644	37.621	22.507	18.480	1'50.252	**315,9**	15:45'43.675

3° 60 M. VAN DER MARK (1'40.506)

Lap	Seg.1	Seg.2	Seg.3	Seg.4	Lap Time	km/h	Local Time
		32.546	23.168	18.021			15:02'17.086
1	32.417	30.386	22.564	20.247	1'45.614	308,7	15:04'02.700
2	31.990	30.283	21.425	17.794	1'41.492	312,3	15:05'44.192
3	32.009	30.209	21.318	17.736	1'41.272	**314,1**	15:07'25.464
4	32.606	30.811	22.895	17.806	1'44.118	313,2	15:09'09.582
5	32.032	30.194	21.374	17.789	1'41.389	311,4	15:10'50.971
6	31.910	30.245	21.409	17.854	1'41.418	313,2	15:12'32.389
7	32.094	30.315	21.490	17.738	1'41.637	308,7	15:14'14.026
8	35.626	32.578	22.145	38.363	2'08.712P	291,3	15:16'22.738
9	9'30.952	32.604	27.126	19.463	10'50.145P		15:27'12.883
10	32.243	30.289	21.577	17.733	1'41.842	310,5	15:28'54.725
11	32.059	30.277	21.566	17.823	1'41.725	309,6	15:30'36.450
12	32.135	33.528	24.195	19.410	1'49.268	308,7	15:32'25.718
13	32.160	30.939	22.071	38.084	2'03.254P	**314,1**	15:34'28.972
14	3'12.376	33.001	21.693	17.837	4'24.907P		15:38'53.879
15	31.736	29.976	**21.186**	**17.608**	**1'40.506**	309,6	15:40'34.385
16	33.198	31.642	27.154	20.806	1'52.800	308,7	15:42'27.185
17	31.938	30.021	21.361	17.947	1'41.267	305,2	15:44'08.452
18	**31.708**	**29.944**	21.375	17.636	1'40.663	313,2	15:45'49.115

4° 29 A. IANNONE (1'40.595)

Lap	Seg.1	Seg.2	Seg.3	Seg.4	Lap Time	km/h	Local Time
		31.500	22.615	26.366			15:02'40.913
1	34.255	33.698	21.745	17.805	1'47.503	292,9	15:04'28.416
2	32.185	30.244	21.303	**17.752**	1'41.484	292,1	15:06'09.900
3	31.941	30.149	21.394	17.817	1'41.301	299,3	15:07'51.201
4	31.957	30.257	21.221	17.802	1'41.237	296,9	15:09'32.438
5	31.951	30.675	21.577	17.898	1'42.101	294,5	15:11'14.539
6	31.852	30.313	21.379	17.854	1'41.398	310,5	15:12'55.937
7	35.715	32.644	22.513	37.346	2'08.218P	300,2	15:15'04.155
8	9'23.767	31.461	22.943	17.856	10'36.027P		15:25'40.182
9	31.611	**30.068**	**21.117**	17.799	**1'40.595**	**312,3**	15:27'20.777
10	**31.530**	30.269	23.646	21.569	1'47.014	**312,3**	15:29'07.791
11	31.812	30.330	21.341	17.834	1'41.317	307,8	15:30'49.108
12	31.639	1'37.835	24.443	40.906	3'14.823P	311,4	15:34'03.931

5° 19 A. BAUTISTA (1'40.706)

Lap	Seg.1	Seg.2	Seg.3	Seg.4	Lap Time	km/h	Local Time
		31.866	21.875	17.829			15:03'07.687
1	32.148	30.756	21.425	17.746	1'42.075	311,4	15:04'49.762
2	31.942	30.460	21.303	17.747	1'41.452	309,6	15:06'31.214
3	31.744	30.280	21.268	17.684	1'40.976	313,2	15:08'12.190
4	31.761	30.310	21.242	17.723	1'41.036	310,5	15:09'53.226
5	31.735	30.242	21.261	17.711	1'40.949	314,1	15:11'34.175
6	31.736	30.166	21.283	17.731	1'40.916	314,1	15:13'15.091
7	31.761	30.174	21.362	17.779	1'41.076	**315,9**	15:14'56.167
8	31.669	30.206	21.337	17.748	1'40.960	**315,9**	15:16'37.127
9	31.674	30.346	22.992	39.153	2'04.165P	**315,9**	15:18'41.292
10	7'35.216	30.716	21.325	17.855	8'45.112P		15:27'26.404
11	31.654	**30.154**	21.295	**17.603**	**1'40.706**	314,1	15:29'07.110
12	31.680	30.249	**21.237**	17.790	1'40.956	310,5	15:30'48.066
13	31.663	30.228	21.348	17.711	1'40.950	314,1	15:32'29.016
14	31.683	31.259	21.313	17.773	1'42.028	313,2	15:34'11.044
15	31.758	30.572	25.029	40.979	2'08.338P	313,2	15:36'19.382
16	2'57.697	30.622	21.365	18.011	4'07.695P		15:40'27.077
17	**31.578**	30.219	21.325	17.758	1'40.880	314,1	15:42'07.957
18	31.676	30.219	21.258	17.813	1'40.966	315,0	15:43'48.923
19	31.704	30.209	21.400	17.830	1'41.143	315,0	15:45'30.066

6° 9 D. PETRUCCI (1'40.757)

Lap	Seg.1	Seg.2	Seg.3	Seg.4	Lap Time	km/h	Local Time
		33.039	22.327	18.306			15:02'54.255
1	32.203	30.277	21.405	17.835	1'41.720	311,4	15:04'35.975
2	31.889	30.193	21.282	17.890	1'41.254	315,0	15:06'17.229
3	31.980	30.009	21.365	17.873	1'41.227	315,0	15:07'58.456
4	31.878	30.144	21.325	17.883	1'41.230	315,0	15:09'39.686
5	31.991	30.215	21.375	17.873	1'41.454	314,1	15:11'21.140
6	38.778	35.470	22.385	17.862	1'54.495	306,1	15:13'15.635
7	31.890	30.076	21.306	17.861	1'41.133	313,2	15:14'56.768
8	31.883	30.052	21.324	17.889	1'41.148	315,0	15:16'37.916
9	31.803	30.125	21.354	17.842	1'41.124	**315,9**	15:18'19.040
10	36.173	34.011	24.474	39.016	2'13.674P	307,8	15:20'32.714
11	16'12.814	30.584	21.780	17.845	17'23.023P		15:37'55.737
12	**31.756**	**29.908**	21.286	**17.807**	**1'40.757**	310,5	15:39'36.494
13	31.833	30.054	**21.197**	17.888	1'40.972	312,3	15:41'17.466
14	38.787	33.294	29.119	20.774	2'01.974	303,5	15:43'19.440
15	31.844	29.954	21.239	17.879	1'40.916	310,5	15:45'00.356

28/03/2025 P = Pits In/Out - C = Lap Time Cancelled

These data/results cannot be reproduced, stored and/or transmitted in whole or in part by any manner of electronic, mechanical, photocopying, recording, broadcasting or otherwise now known or herein after developed without the previous express consent by the copyright owner, except for reproduction in daily press and regular printed publications on sale to the public within 60 days of the event related to those data/results and always provided that copyright symbol appears together as follows below.
© DORNA WSBK ORGANIZATION Srl 2025

PIRELLI
SBK TISSOT OFFICIAL TIMEKEEPER

FIM SUPERBIKE WORLD CHAMPIONSHIP

Portuguese Round, 28-30 March 2025
Chronological Analysis Free Practice 2nd Session

2.5

WorldSBK
102/02

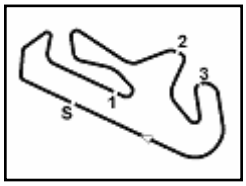

Portimao 4.592 m

7° 5 Y. MONTELLA (1'40.788)

Lap	Seg.1	Seg.2	Seg.3	Seg.4	Lap Time	km/h	Local Time
		31.835	22.449	18.297			15:02'30.445
1	32.371	30.698	21.654	17.882	1'42.605	310,5	15:04'13.050
2	31.955	30.888	21.484	17.832	1'42.159	306,1	15:05'55.209
3	31.992	30.355	21.410	17.816	1'41.573	315,0	15:07'36.782
4	32.065	31.650	21.779	18.027	1'43.521	315,0	15:09'20.303
5	32.007	30.222	21.348	17.817	1'41.394	311,4	15:11'01.697
6	37.630	30.775	21.554	38.432	2'08.391P	**316,8**	15:13'10.088
7	6'56.789	30.619	21.895	17.805	8'07.108P		15:21'17.196
8	31.974	30.171	21.309	17.693	1'41.147	313,2	15:22'58.343
9	31.712	**30.090**	21.311	17.776	1'40.889	312,3	15:24'39.232
10	31.648	30.121	21.307	17.718	1'40.794	315,0	15:26'20.026
11	32.929	31.750	21.789	38.864	2'05.332P	**316,8**	15:28'25.358
12	6'56.821	30.585	21.352	**17.688**	8'06.446P		15:36'31.804
13	31.644	30.185	21.346	17.845	1'41.020	312,3	15:38'12.824
14	31.864	30.269	21.339	17.818	1'41.290	312,3	15:39'54.114
15	**31.607**	30.180	**21.185**	17.816	**1'40.788**	314,1	15:41'34.902
16	33.737	30.423	21.523	17.800	1'43.483	313,2	15:43'18.385
17	31.797	30.180	21.438	17.867	1'41.282	306,1	15:44'59.667
18	35.679	30.955	22.547	17.991	1'47.172	313,2	15:46'46.839

8° 45 S. REDDING (1'40.826)

Lap	Seg.1	Seg.2	Seg.3	Seg.4	Lap Time	km/h	Local Time
		31.248	21.488	17.924			15:03'08.142
1	32.167	30.440	21.596	17.850	1'42.053	301,8	15:04'50.195
2	31.973	30.221	21.357	17.938	1'41.489	311,4	15:06'31.684
3	31.730	30.122	21.317	17.862	1'41.031	**318,7**	15:08'12.715
4	31.757	**30.052**	21.342	17.968	1'41.119	317,8	15:09'53.834
5	31.673	30.101	**21.283**	17.996	1'41.053	315,9	15:11'34.887
6	36.317	30.586	21.734	18.071	1'46.708	316,8	15:13'21.595
7	31.924	30.368	21.956	38.907	2'03.155P	314,1	15:15'24.750
8	10'56.389	31.076	21.591	18.041	12'07.097P		15:27'31.847
9	31.621	30.058	21.302	**17.845**	**1'40.826**	315,9	15:29'12.673
10	**31.543**	31.192	21.788	18.079	1'42.602	315,9	15:30'55.275
11	31.727	31.338	22.155	18.212	1'43.432C	316,8	15:32'38.707
12	31.859	30.397	21.381	18.059	1'41.696	313,2	15:34'20.403
13	32.758	32.095	22.243	37.465	2'04.561P	313,2	15:36'24.964
14	4'01.243	30.568	21.488	18.025	5'11.324P		15:41'36.288
15	31.830	30.329	21.413	18.062	1'41.634	311,4	15:43'17.922
16	31.870	30.173	22.902	18.015	1'42.960	310,5	15:45'00.882

9° 14 S. LOWES (1'40.860)

Lap	Seg.1	Seg.2	Seg.3	Seg.4	Lap Time	km/h	Local Time
		33.012	22.209	18.106			15:02'44.972
1	32.478	30.424	21.759	17.839	1'42.500	289,7	15:04'27.472
2	32.258	30.165	21.700	17.868	1'41.991	298,5	15:06'09.463
3	32.196	29.955	21.436	**17.793**	1'41.380	299,3	15:07'50.843
4	31.978	29.892	21.424	17.826	1'41.120	304,4	15:09'31.963
5	41.769	33.372	22.990	38.140	2'16.271P	224,8	15:11'48.234
6	10'34.231	30.888	21.694	17.964	11'44.777P		15:23'33.011
7	32.006	29.991	21.740	17.903	1'41.640	308,7	15:25'14.651
8	31.929	29.988	21.514	17.989	1'41.420	309,6	15:26'56.071
9	13'44.549	33.477	21.449	17.962	14'57.437	154,8	15:41'53.508
10	31.897	29.828	21.501	17.802	1'41.028	307,0	15:43'34.536
11	**31.860**	**29.813**	**21.240**	17.947	**1'40.860**	**314,1**	15:45'15.396

10° 22 A. LOWES (1'40.872)

Lap	Seg.1	Seg.2	Seg.3	Seg.4	Lap Time	km/h	Local Time
		33.034	22.125	18.204			15:02'44.572
1	32.491	30.489	21.594	17.837	1'42.411	302,7	15:04'26.983
2	32.258	30.193	21.378	17.904	1'41.733	307,0	15:06'08.716
3	32.178	30.070	21.290	17.823	1'41.361	304,4	15:07'50.077
4	31.840	30.049	21.245	**17.738**	**1'40.872**	309,6	15:09'30.949
5	32.170	30.040	21.264	17.862	1'41.336	308,7	15:11'12.285
6	32.017	30.114	21.242	17.845	1'41.218	307,0	15:12'53.503
7	32.179	30.135	21.201	17.959	1'41.474	301,8	15:14'34.977
8	32.112	30.028	21.291	17.903	1'41.334	307,8	15:16'16.311
9	32.056	30.129	21.402	17.933	1'41.520	305,2	15:17'57.831
10	32.059	30.182	21.517	17.917	1'41.675	305,2	15:19'39.506
11	32.141	30.216	21.326	17.893	1'41.576	301,0	15:21'21.082
12	32.087	30.101	21.460	17.882	1'41.530	302,7	15:23'02.612
13	31.981	30.212	21.405	17.944	1'41.542	307,8	15:24'44.154
14	32.016	30.107	21.299	17.854	1'41.276	307,8	15:26'25.430
15	32.012	30.087	21.384	17.839	1'41.322	**310,5**	15:28'06.752
16	32.035	30.039	21.279	17.979	1'41.332	306,1	15:29'48.084
17	34.608	32.785	23.130	40.996	2'11.519P	298,5	15:31'59.603
18	8'35.409	31.335	21.491	17.841	9'46.076P		15:41'45.679
19	31.993	29.981	**21.188**	17.776	1'40.938	308,7	15:43'26.617
20	**31.806**	**29.966**	21.282	17.848	1'40.902	306,1	15:45'07.519

11° 55 A. LOCATELLI (1'41.035)

Lap	Seg.1	Seg.2	Seg.3	Seg.4	Lap Time	km/h	Local Time
		31.693	26.748	25.336			15:02'37.855
1	32.468	30.147	21.364	**17.843**	1'41.822	301,0	15:04'19.677
2	32.078	**29.826**	21.294	17.866	1'41.064	306,1	15:06'00.741
3	31.889	30.514	21.347	18.004	1'41.754	**311,4**	15:07'42.495
4	31.968	30.010	21.250	17.979	1'41.207	308,7	15:09'23.702
5	31.917	29.992	21.245	18.000	1'41.154	307,0	15:11'04.856
6	31.947	29.864	21.317	17.907	**1'41.035**	308,7	15:12'45.891
7	34.843	31.460	22.180	38.062	2'06.545P	307,8	15:14'52.436
8	9'03.131	31.579	21.496	18.110	10'14.316P		15:25'06.752
9	**31.866**	30.948	21.374	18.032	1'42.220	306,1	15:26'48.972
10	32.019	29.953	21.359	17.935	1'41.266	307,0	15:28'30.238
11	31.985	29.981	**21.229**	18.027	1'41.222	307,0	15:30'11.460
12	31.909	30.024	21.564	18.045	1'41.542	306,1	15:31'53.002
13	32.035	30.281	21.313	18.116	1'41.745	304,4	15:33'34.747
14	32.085	30.206	21.254	18.076	1'41.621	306,1	15:35'16.368
15	32.080	30.165	21.461	18.078	1'41.784	302,7	15:36'58.152
16	31.980	30.527	21.730	38.395	2'02.632P	304,4	15:39'00.784
17	2'49.262	31.937	21.531	18.060	4'00.790P		15:43'01.574
18	32.046	29.919	21.421	17.953	1'41.339	305,2	15:44'42.913
19	31.958	29.952	21.276	17.931	1'41.117	307,8	15:46'24.030

12° 87 R. GARDNER (1'41.094)

Lap	Seg.1	Seg.2	Seg.3	Seg.4	Lap Time	km/h	Local Time
		32.176	25.737	22.976			15:02'32.018
1	32.225	30.392	**21.272**	17.821	1'41.710	307,0	15:04'13.728
2	31.923	30.393	21.500	17.867	1'41.683	308,7	15:05'55.411
3	32.017	30.366	21.387	17.827	1'41.597	305,2	15:07'37.008
4	32.010	35.093	25.717	19.495	1'52.315	303,5	15:09'29.323
5	32.273	30.426	23.358	17.824	1'43.881	**313,2**	15:11'13.204
6	31.752	30.356	21.418	17.843	1'41.369	310,5	15:12'54.573
7	31.967	33.477	22.475	38.041	2'05.960P	308,7	15:15'00.533
8	8'05.711	31.703	22.172	18.171	9'17.757P		15:24'18.290
9	32.035	30.420	21.442	17.855	1'41.752	307,8	15:26'00.042
10	31.737	30.370	21.427	17.883	1'41.417	309,6	15:27'41.459
11	31.871	30.719	21.404	17.883	1'41.877	309,6	15:29'23.336
12	31.956	30.782	23.867	38.689	2'05.294P	309,6	15:31'28.630
13	6'13.873	31.111	21.526	17.970	7'24.480P		15:38'53.110
14	**31.710**	**30.148**	21.425	**17.811**	**1'41.094**	307,0	15:40'34.204
15	31.719	30.204	21.436	17.832	1'41.191	309,6	15:42'15.395
16	31.896	35.388	26.755	19.382	1'53.421	307,0	15:44'08.816
17	32.431	30.432	21.407	17.938	1'42.208	301,8	15:45'51.024

28/03/2025 P = Pits In/Out - C = Lap Time Cancelled

These data/results cannot be reproduced, stored and/or transmitted in whole or in part by any manner of electronic, mechanical, photocopying, recording, broadcasting or otherwise now known or herein after developed without the previous express consent by the copyright owner, except for reproduction in daily press and regular printed publications on sale to the public within 60 days of the event related to those data/results and always provided that copyright symbol appears together as follows below.
© DORNA WSBK ORGANIZATION Srl 2025

PIRELLI
SBK OFFICIAL TIMEKEEPER TISSOT

SBK MOTUL
FIM SUPERBIKE WORLD CHAMPIONSHIP

FIM

2.5
WorldSBK
102/02

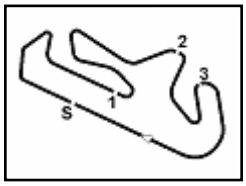

Portimao 4.592 m

Portuguese Round, 28-30 March 2025
Chronological Analysis Free Practice 2nd Session

13° 97 X. VIERGE [1'41.143]

Lap	Seg.1	Seg.2	Seg.3	Seg.4	Lap Time	km/h	Local Time
		32.795	22.442	20.016			15:02'18.183
1	32.728	30.788	21.536	17.884	1'42.936	291,3	15:04'01.119
2	32.364	**30.196**	21.479	17.811	1'41.850	306,1	15:05'42.969
3	32.088	30.245	21.463	**17.779**	1'41.575	306,1	15:07'24.544
4	33.203	31.449	23.243	17.950	1'45.845	295,3	15:09'10.389
5	31.922	30.223	21.397	17.830	1'41.372	308,7	15:10'51.761
6	31.885	30.266	21.456	17.853	1'41.460	**313,2**	15:12'33.221
7	32.071	30.656	23.011	39.196	2'04.934P	305,2	15:14'38.155
8	7'13.893	33.304	22.058	18.073	8'27.328P		15:23'05.483
9	32.197	30.525	21.487	17.927	1'42.136	304,4	15:24'47.619
10	32.095	30.523	21.542	17.854	1'42.014	308,7	15:26'29.633
11	31.926	30.428	21.505	17.950	1'41.809	310,5	15:28'11.442
12	32.131	30.770	21.712	37.755	2'02.368P	307,8	15:30'13.810
13	5'51.349	31.350	21.728	17.865	7'02.292P		15:37'16.102
14	**31.611**	30.358	**21.380**	17.794	**1'41.143**	308,7	15:38'57.245
15	31.860	30.254	21.422	17.804	1'41.340	310,5	15:40'38.585
16	31.895	30.425	21.673	17.926	1'41.919	**313,2**	15:42'20.504
17	32.036	30.628	21.666	17.894	1'42.224	312,3	15:44'02.728
18	32.340	30.994	21.864	18.197	1'43.395	307,0	15:45'46.123

14° 47 A. BASSANI [1'41.261]

Lap	Seg.1	Seg.2	Seg.3	Seg.4	Lap Time	km/h	Local Time
		31.382	22.062	18.034			15:02'20.035
1	32.245	30.273	21.337	17.881	1'41.736	307,0	15:04'01.771
2	32.174	**30.139**	21.358	17.836	1'41.507	304,4	15:05'43.278
3	32.107	30.191	21.479	**17.738**	1'41.515	297,7	15:07'24.793
4	33.144	30.788	21.874	18.137	1'43.943	286,7	15:09'08.736
5	32.080	30.307	21.264	17.974	1'41.625	307,0	15:10'50.361
6	32.029	30.265	21.299	18.043	1'41.636	**309,6**	15:12'31.997
7	32.229	30.409	21.322	17.999	1'41.959	308,7	15:14'13.956
8	35.338	32.435	23.107	38.597	2'09.477P	276,4	15:16'23.433
9	7'55.116	31.645	21.952	18.204	9'06.917P		15:25'30.350
10	32.017	30.345	21.290	17.890	1'41.542	302,7	15:27'11.892
11	32.165	30.234	24.651	38.992	2'06.042P	307,8	15:29'17.934
12	4'26.242	32.072	21.788	18.055	5'38.157P		15:34'56.091
13	**31.837**	30.283	21.295	17.881	1'41.296	302,7	15:36'37.387
14	32.036	30.148	**21.241**	17.836	**1'41.261**	306,1	15:38'18.648
15	33.998	37.410	21.947	18.203	1'51.558	305,2	15:40'10.206
16	32.091	30.296	21.397	18.007	1'41.791	305,2	15:41'51.997
17	32.085	34.862	22.725	18.474	1'48.146	306,1	15:43'40.143
18	32.105	30.275	21.294	18.026	1'41.700	305,2	15:45'21.843

15° 77 D. AEGERTER [1'41.428]

Lap	Seg.1	Seg.2	Seg.3	Seg.4	Lap Time	km/h	Local Time
		32.897	24.416	18.143			15:02'17.783
1	32.283	30.378	21.600	17.900	1'42.161	304,4	15:03'59.944
2	32.306	30.295	21.584	17.909	1'42.094	307,0	15:05'42.038
3	32.246	30.441	21.633	17.781	1'42.101	305,2	15:07'24.139
4	33.233	40.044	28.949	17.999	2'00.225	295,3	15:09'24.364
5	32.233	30.336	21.670	17.922	1'42.161	308,7	15:11'06.525
6	32.137	30.517	21.673	17.991	1'42.318	**310,5**	15:12'48.843
7	41.343	32.627	24.812	18.447	1'57.229	308,7	15:14'46.072
8	32.311	30.931	22.111	18.075	1'43.428	306,1	15:16'29.500
9	32.458	33.880	21.962	18.006	1'46.306	306,1	15:18'15.806
10	32.213	30.333	21.612	17.859	1'42.017	306,1	15:19'57.823
11	32.058	30.430	21.485	17.960	1'41.933	306,1	15:21'39.756
12	32.050	30.306	21.599	17.953	1'41.908	309,6	15:23'21.664
13	32.894	33.737	22.698	38.113	2'07.442P	306,1	15:25'29.106
14	9'47.986	37.083	25.348	18.459	11'08.876P		15:36'37.982
15	32.037	30.246	**21.418**	**17.727**	**1'41.428**	307,8	15:38'19.410
16	**31.910**	30.383	21.445	17.845	1'41.583	307,8	15:40'00.993
17	36.326	31.093	26.174	17.958	1'51.551	303,5	15:41'52.544
18	32.212	30.418	27.956	18.918	1'49.504	306,1	15:43'42.048
19	32.136	**30.207**	21.522	17.813	1'41.678	307,8	15:45'23.726

16° 7 I. LECUONA [1'41.737]

Lap	Seg.1	Seg.2	Seg.3	Seg.4	Lap Time	km/h	Local Time
		31.791	22.208	18.026		56,8	15:02'07.331
1	32.827	30.686	21.543	17.936	1'42.992	307,0	15:03'50.323
2	32.172	30.661	21.466	17.910	1'42.209	311,4	15:05'32.532
3	32.103	30.495	21.390	17.829	1'41.817	310,5	15:07'14.349
4	32.118	30.788	21.791	38.851	2'03.548P	**313,2**	15:09'17.897
5	6'03.461	31.155	21.608	18.050	7'14.274P		15:16'32.171
6	32.270	30.437	**21.339**	17.877	1'41.923	308,7	15:18'14.094
7	32.052	30.592	21.454	17.968	1'42.066	307,0	15:19'56.160
8	32.211	30.554	21.559	17.989	1'42.313	307,8	15:21'38.473
9	32.098	30.451	21.394	17.901	1'41.844	309,6	15:23'20.317
10	38.522	33.585	22.752	39.137	2'13.996P	307,8	15:25'34.313
11	9'09.170	32.106	22.560	17.914	10'21.750P		15:35'56.063
12	32.099	30.420	21.503	**17.785**	1'41.807	307,8	15:37'37.870
13	**32.008**	30.456	21.420	17.853	**1'41.737**	307,8	15:39'19.607
14	32.217	31.030	22.584	38.929	2'04.760P	307,0	15:41'24.367
15	1'36.232	30.930	25.167	18.829	2'51.158P		15:44'15.525
16	32.139	**30.375**	21.580	17.884	1'41.978	309,6	15:45'57.503

17° 17 R. VICKERS [1'41.856]

Lap	Seg.1	Seg.2	Seg.3	Seg.4	Lap Time	km/h	Local Time
		32.011	25.591	23.168			15:02'32.452
1	32.690	30.997	22.168	18.194	1'44.049	301,0	15:04'16.501
2	32.546	30.939	21.684	18.215	1'43.384	296,9	15:05'59.885
3	32.444	30.767	21.817	18.096	1'43.124	299,3	15:07'43.009
4	32.446	30.532	21.702	18.103	1'42.783	295,3	15:09'25.792
5	32.475	30.602	22.037	18.212	1'43.326	305,2	15:11'09.118
6	32.341	30.708	21.525	18.197	1'42.771	303,5	15:12'51.889
7	32.475	30.809	21.528	18.224	1'43.036	299,3	15:14'34.925
8	35.498	31.969	22.447	39.772	2'09.686P	295,3	15:16'44.611
9	14'29.069	31.695	21.923	18.349	15'41.036P		15:32'25.647
10	37.449	30.887	21.677	18.191	1'48.204	304,4	15:34'13.851
11	32.247	30.773	21.863	18.007	1'42.890	304,4	15:35'56.741
12	32.197	30.529	21.631	18.087	1'42.444	**307,8**	15:37'39.185
13	34.241	32.448	22.149	39.890	2'08.728P	304,4	15:39'47.913
14	3'12.080	30.814	25.420	19.853	4'28.167P		15:44'16.080
15	**32.102**	**30.509**	**21.389**	**17.856**	**1'41.856**	306,1	15:45'57.936

18° 95 T. MACKENZIE [1'41.904]

Lap	Seg.1	Seg.2	Seg.3	Seg.4	Lap Time	km/h	Local Time
		31.897	22.183	18.055			15:02'07.992
1	32.846	30.904	21.528	17.899	1'43.177	297,7	15:03'51.169
2	32.747	30.745	21.454	17.969	1'42.915	296,1	15:05'34.084
3	32.469	30.630	21.509	17.931	1'42.539	304,4	15:07'16.623
4	32.375	30.739	21.575	18.028	1'42.717	301,8	15:08'59.340
5	34.713	32.983	22.452	37.982	2'08.130P	278,6	15:11'07.470
6	11'55.243	32.752	25.454	18.182	13'11.631P		15:24'19.101
7	32.579	31.187	21.777	18.054	1'43.597	305,2	15:26'02.698
8	33.543	31.292	22.301	37.834	2'04.970P	**306,1**	15:28'07.668
9	9'03.316	30.995	21.591	17.883	10'13.785P		15:38'21.453
10	**32.074**	30.428	21.562	**17.840**	**1'41.904**	304,4	15:40'03.357
11	32.146	30.600	21.532	17.868	1'42.146	305,2	15:41'45.503
12	32.567	**30.419**	**21.450**	17.849	1'42.285	302,7	15:43'27.788
13	51.180	34.309	22.547	18.084	2'06.120	293,7	15:45'33.908

19° 31 G. GERLOFF [1'42.009]

Lap	Seg.1	Seg.2	Seg.3	Seg.4	Lap Time	km/h	Local Time
		31.480	22.860	18.330			15:02'28.914
1	32.777	30.860	21.872	18.170	1'43.679	301,8	15:04'12.593

28/03/2025 P = Pits In/Out - C = Lap Time Cancelled

These data/results cannot be reproduced, stored and/or transmitted in whole or in part by any manner of electronic, mechanical, photocopying, recording, broadcasting or otherwise now known or herein after developed without the previous express consent by the copyright owner, except for reproduction in daily press and regular printed publications on sale to the public within 60 days of the event related to those data/results and always provided that copyright symbol appears together as follows below.
© DORNA WSBK ORGANIZATION Srl 2025

PIRELLI
SBK TISSOT OFFICIAL TIMEKEEPER

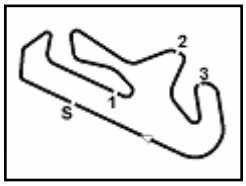

Portimao 4.592 m

Portuguese Round, 28–30 March 2025
Chronological Analysis Free Practice 2nd Session

2	32.462	31.292	21.702	18.122	1'43.578	308,7	15:05'56.171
3	32.508	30.431	21.813	18.053	1'42.805	303,5	15:07'38.976
4	32.547	30.710	21.692	37.914	2'02.863P	308,7	15:09'41.839
5	10'39.266	31.838	24.436	18.117	11'53.657P		15:21'35.496
6	32.402	30.579	21.516	17.964	1'42.461	308,7	15:23'17.957
7	32.184	**30.278**	21.763	18.003	1'42.228	307,8	15:25'00.185
8	34.997	30.660	21.528	18.037	1'45.222	314,1	15:26'45.407
9	32.101	30.449	21.529	17.972	1'42.051	313,2	15:28'27.458
10	32.180	30.347	21.459	18.023	**1'42.009**	310,5	15:30'09.467
11	34.867	30.327	21.687	18.004	1'44.885	**315,0**	15:31'54.352
12	32.127	30.343	21.513	18.063	1'42.046	309,6	15:33'36.398
13	32.084	30.644	21.743	17.966	1'42.437	311,4	15:35'18.835
14	**32.081**	30.356	21.866	**17.943**	1'42.246	311,4	15:37'01.081
15	32.392	31.153	21.651	37.220	2'02.416P	310,5	15:39'03.497
16	3'25.854	30.925	22.066	17.994	4'36.839P		15:43'40.336
17	32.372	30.332	**21.423**	18.034	1'42.161	296,9	15:45'22.497

20° — **53 T. RABAT (1'42.446)**

Lap	Seg.1	Seg.2	Seg.3	Seg.4	Lap Time	km/h	Local Time
		32.016	22.337	18.450			15:02'01.894
1	33.432	30.865	21.832	18.197	1'44.326	289,0	15:03'46.220
2	33.080	30.631	21.518	18.126	1'43.355	294,5	15:05'29.575
3	32.649	30.725	21.589	18.092	1'43.055	298,5	15:07'12.630
4	32.761	30.748	21.611	18.262	1'43.382	303,5	15:08'56.012
5	32.640	30.734	21.607	18.245	1'43.226	302,7	15:10'39.238
6	32.565	30.947	21.569	18.232	1'43.313	**304,4**	15:12'22.551
7	32.648	30.758	21.551	18.198	1'43.155	**304,4**	15:14'05.706
8	32.592	30.850	21.545	18.310	1'43.297	296,9	15:15'49.003
9	32.659	30.609	21.806	18.232	1'43.306	301,8	15:17'32.309
10	32.651	30.910	21.691	18.420	1'43.672	299,3	15:19'15.981
11	36.465	32.540	24.788	35.349	2'09.142P	296,1	15:21'25.123
12	6'21.293	31.611	23.365	19.847	7'36.116P		15:29'01.239
13	32.709	30.504	23.040	18.185	1'44.438	292,9	15:30'45.677
14	32.548	**30.453**	**21.391**	18.054	**1'42.446**	**304,4**	15:32'28.123
15	32.562	34.168	21.724	18.167	1'46.621	301,0	15:34'14.744
16	32.447	30.860	21.614	**18.025**	1'42.946	**304,4**	15:35'57.690
17	32.440	30.657	21.502	18.138	1'42.737	303,5	15:37'40.427
18	**32.037**	41.007	23.366	19.994	1'56.404	302,7	15:39'36.831
19	32.461	30.580	21.415	18.242	1'42.698	300,2	15:41'19.529
20	36.557	33.774	30.302	20.145	2'00.778	302,7	15:43'20.307
21	32.495	30.537	21.733	18.192	1'42.957	302,7	15:45'03.264

21° — **99 B. SOFUOGLU (1'42.464)**

Lap	Seg.1	Seg.2	Seg.3	Seg.4	Lap Time	km/h	Local Time
		32.270	22.257	18.081			15:02'00.389
1	33.263	31.074	21.739	18.050	1'44.126	296,9	15:03'44.515
2	33.168	31.123	21.781	18.203	1'44.275	299,3	15:05'28.790
3	33.000	30.805	21.634	18.249	1'43.688	301,0	15:07'12.478
4	33.359	31.279	21.668	18.337	1'44.643	302,7	15:08'57.121
5	32.724	30.557	21.683	18.246	1'43.210	303,5	15:10'40.331
6	32.648	30.675	21.596	18.126	1'43.045	301,8	15:12'23.376
7	32.713	30.702	21.697	39.883	2'04.995P	303,5	15:14'28.371
8	8'18.046	31.748	22.289	18.100	9'30.183P		15:23'58.554
9	32.662	30.538	**21.459**	**17.890**	1'42.549	298,5	15:25'41.103
10	**32.167**	30.927	**21.459**	17.911	**1'42.464**	**307,0**	15:27'23.567
11	32.600	30.686	21.516	17.952	1'42.754	301,0	15:29'06.321
12	32.554	30.813	22.087	18.072	1'43.526	301,8	15:30'49.847
13	32.316	30.616	21.640	18.058	1'42.630	304,4	15:32'32.477
14	36.250	35.234	23.508	40.436	2'15.428P	276,4	15:34'47.905
15	5'59.812	33.440	22.457	18.269	7'13.978P		15:42'01.883
16	32.713	**30.420**	21.629	18.015	1'42.777	297,7	15:43'44.660
17	32.439	30.474	21.645	18.316	1'42.874	303,5	15:45'27.534

22° — **20 J. O'HALLORAN (1'43.967)**

Lap	Seg.1	Seg.2	Seg.3	Seg.4	Lap Time	km/h	Local Time
		32.859	22.830	18.446			15:02'30.409
1	33.735	31.601	22.135	18.125	1'45.596	281,5	15:04'16.005
2	33.251	31.498	22.280	18.126	1'45.155	292,1	15:06'01.160
3	33.245	31.269	22.055	18.077	1'44.646	290,5	15:07'45.806
4	33.200	31.201	22.139	18.242	1'44.782	294,5	15:09'30.588
5	33.207	31.261	22.069	18.023	1'44.560	297,7	15:11'15.148
6	33.155	31.177	21.907	18.084	1'44.323	282,9	15:12'59.471
7	38.842	32.509	23.806	41.788	2'16.945P	292,1	15:15'16.416
8	11'09.836	32.711	22.422	18.413	12'23.382P		15:27'39.798
9	33.104	31.468	21.995	**17.996**	1'44.563	**299,3**	15:29'24.361
10	34.089	32.319	23.715	40.581	2'10.704P	296,9	15:31'35.065
11	7'44.192	32.006	26.158	22.730	9'05.086P		15:40'40.151
12	**32.804**	31.127	21.955	18.081	**1'43.967**	294,5	15:42'24.118
13	32.954	**31.010**	**21.899**	18.127	1'43.990	**299,3**	15:44'08.108
14	33.161	31.279	21.972	18.005	1'44.417	289,7	15:45'52.525

23° — **21 Z. ZAIDI (1'44.771)**

Lap	Seg.1	Seg.2	Seg.3	Seg.4	Lap Time	km/h	Local Time
		32.102	22.238	18.207			15:02'08.773
1	33.415	31.540	22.079	18.216	1'45.250	292,1	15:03'54.023
2	33.345	31.503	21.953	18.254	1'45.055	295,3	15:05'39.078
3	33.247	31.337	22.065	**18.202**	1'44.851	295,3	15:07'23.929
4	33.225	39.933	31.804	18.615	2'03.577	295,3	15:09'27.506
5	38.032	32.116	22.101	18.316	1'50.565	294,5	15:11'18.071
6	33.197	31.694	22.039	18.472	1'45.402	**302,7**	15:13'03.473
7	33.032	40.208	24.260	38.703	2'16.203P	300,2	15:15'19.676
8	6'35.860	32.330	22.235	18.508	7'48.933P		15:23'08.609
9	33.340	31.661	22.044	18.366	1'45.411	293,7	15:24'54.020
10	32.990	31.630	22.080	18.308	1'45.008	301,0	15:26'39.028
11	33.239	31.734	26.340	38.503	2'09.816P	298,5	15:28'48.844
12	10'09.959	32.282	**21.933**	18.226	11'22.400P		15:40'11.244
13	33.107	31.383	22.056	18.225	**1'44.771**	295,3	15:41'56.015
14	**32.923**	32.338	22.310	18.299	1'45.870	299,3	15:43'41.885
15	33.304	**31.261**	22.523	18.465	1'45.553	292,9	15:45'27.438

28/03/2025 P = Pits In/Out - C = Lap Time Cancelled

These data/results cannot be reproduced, stored and/or transmitted in whole or in part by any manner of electronic, mechanical, photocopying, recording, broadcasting or otherwise now known or herein after developed without the previous express consent by the copyright owner, except for reproduction in daily press and regular printed publications on sale to the public within 60 days of the event related to those data/results and always provided that copyright symbol appears together as follows below.
© DORNA WSBK ORGANIZATION Srl 2025

PIRELLI
SBK TISSOT OFFICIAL TIMEKEEPER