

No.	Rider	Nat	Team	Bike	Class	Time	Gap	Rel.	Laps	Speed	
										Avg	Max
1	1 T. RAZGATLIOGLU	TUR	ROKIT BMW Motorrad WorldSBK Team	BMW M1000RR		1'39.446			8	166,233	318,7
2	9 D. PETRUCCI	ITA	Barni Spark Racing Team	Ducati Panigale V4R	IND	1'39.802	0.356	0.356	8	165,640	317,8
3	19 A. BAUTISTA	ESP	Aruba.it Racing - Ducati	Ducati Panigale V4R		1'40.001	0.555	0.199	9	165,310	316,8
4	22 A. LOWES	GBR	bimota by Kawasaki Racing Team	bimota KB998 Rimini		1'40.081	0.635	0.080	11	165,178	311,4
5	14 S. LOWES	GBR	ELF Marc VDS Racing Team	Ducati Panigale V4R	IND	1'40.122	0.676	0.041	8	165,111	313,2
6	60 M. VAN DER MARK	NED	ROKIT BMW Motorrad WorldSBK Team	BMW M1000RR		1'40.433	0.987	0.311	8	164,599	316,8
7	55 A. LOCATELLI	ITA	Pata Maxus Yamaha	Yamaha YZF R1		1'40.500	1.054	0.067	8	164,490	312,3
8	11 N. BULEGA	ITA	Aruba.it Racing - Ducati	Ducati Panigale V4R		1'40.551	1.105	0.051	10	164,406	318,7
9	87 R. GARDNER	AUS	GYTR GRT Yamaha WorldSBK Team	Yamaha YZF R1		1'40.559	1.113	0.008	10	164,393	314,1
10	77 D. AEGERTER	SUI	GYTR GRT Yamaha WorldSBK Team	Yamaha YZF R1		1'40.735	1.289	0.176	9	164,106	309,6
11	47 A. BASSANI	ITA	bimota by Kawasaki Racing Team	bimota KB998 Rimini		1'40.917	1.471	0.182	9	163,810	312,3
12	29 A. IANNONE	ITA	Team Pata Go Eleven	Ducati Panigale V4R	IND	1'40.960	1.514	0.043	8	163,740	310,5
13	45 S. REDDING	GBR	MGM BONDVO Racing	Ducati Panigale V4R	IND	1'40.994	1.548	0.034	8	163,685	317,8
14	97 X. VIERGE	ESP	Honda HRC	Honda CBR1000 RR-R		1'41.079	1.633	0.085	11	163,547	315,0
15	7 I. LECUONA	ESP	Honda HRC	Honda CBR1000 RR-R		1'41.094	1.648	0.015	8	163,523	317,8
16	31 G. GERLOFF	USA	Kawasaki WorldSBK Team	Kawasaki ZX-10RR		1'41.141	1.695	0.047	11	163,447	316,8
17	5 Y. MONTELLA	ITA	Barni Spark Racing Team	Ducati Panigale V4R	IND	1'41.230	1.784	0.089	11	163,303	316,8
18	99 B. SOFUOGLU	TUR	Yamaha Motoxrcing WorldSBK Team	Yamaha YZF R1	IND	1'41.729	2.283	0.499	9	162,502	307,8
19	95 T. MACKENZIE	GBR	PETRONAS MIE Honda Racing Team	Honda CBR1000 RR-R	IND	1'41.741	2.295	0.012	8	162,483	311,4
20	17 R. VICKERS	GBR	Motocorsa Racing	Ducati Panigale V4R	IND	1'41.971	2.525	0.230	5	162,117	309,6
21	53 T. RABAT	ESP	Yamaha Motoxrcing WorldSBK Team	Yamaha YZF R1	IND	1'41.986	2.540	0.015	9	162,093	303,5
22	20 J. D'HALLORAN	AUS	Pata Maxus Yamaha	Yamaha YZF R1		1'43.096	3.650	1.110	10	160,348	302,7
23	21 Z. ZAIDI	MAS	PETRONAS MIE Honda Racing Team	Honda CBR1000 RR-R	IND	1'44.208	4.762	1.112	10	158,637	302,7

Qualifying Lap Time (105% of 1'39.446): 1'44.419

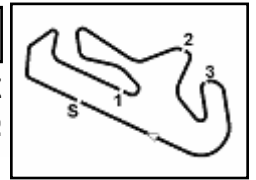
AIR	Humidity:	49%	Temp:	20°C
TRACK	Condition:	Dry	Temp:	18°C

Records	Pole	[SP]	2022 J.Rea	1'39.610	165,960	Km/h
	Race	[SPRC]	2023 T.Razgatioglu	1'39.826	165,600	Km/h
	All Times	[SP]	2022 J.Rea	1'39.610	165,960	Km/h

Start 29/03/2025 09:00 End 09:23 The results are provisional until the end of the time limit for protests and appeals and the completion of the technical checks.

These data/results cannot be reproduced, stored and/or transmitted in whole or in part by any manner of electronic, mechanical, photocopying, recording, broadcasting or otherwise now known or herein after developed without the previous express consent by the copyright owner, except for reproduction in daily press and regular printed publications on sale to the public within 60 days of the event related to those data/results and always provided that copyright symbol appears together as follows below.

© DORNA WSBK ORGANIZATION Srl 2025



Session Highlights

Local Time	No. Rider	Description
09.00.00		Start of Session
09.00.06		WorldSBK Pit Intervention Time: 1min 35secs
09.11.57	17 R. VICKERS	#17 Crashed - Turn 9
09.15.47	60 M. VAN DER MARK	#60 Lap Time Cancelled [2'05.358] - Yellow Flag - Turn 9
09.15.52	7 I. LECUONA	#7 Lap Time Cancelled [2'08.870] - Yellow Flag - Turn 9
09.15.57	97 X. VIERGE	#97 Lap Time Cancelled [1'46.311] - Yellow Flag - Turn 9
09.16.02	5 Y. MONTELLA	#5 Lap Time Cancelled [1'43.056] - Yellow Flag - Turn 9
09.16.07	22 A. LOWES	#22 Lap Time Cancelled [1'40.760] - Yellow Flag - Turn 9
09.16.12	53 T. RABAT	#53 Lap Time Cancelled [1'42.640] - Yellow Flag - Turn 9
09.16.17	20 J. O'HALLORAN	#20 Lap Time Cancelled [1'59.590] - Yellow Flag - Turn 9
09.16.22	19 A. BAUTISTA	#19 Lap Time Cancelled [2'02.895] - Yellow Flag - Turn 9
09.16.27	21 Z. ZAIDI	#21 Lap Time Cancelled [1'44.398] - Yellow Flag - Turn 9
09.16.32	87 R. GARDNER	#87 Lap Time Cancelled [1'52.036] - Yellow Flag - Turn 9
09.16.37	11 N. BULEGA	#11 Lap Time Cancelled [1'40.782] - Yellow Flag - Turn 9
09.16.42	99 B. SOFUOGLU	#99 Lap Time Cancelled [1'42.401] - Yellow Flag - Turn 9
09.18.46	22 A. LOWES	#22 On Asphalt - Rejoined - Turn 5
09.23.26		End of Session

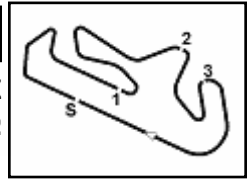
Fastest Laps Sequence

No.	Rider	Nat	Team	Bike	Local Time	Time	Gap	Avg
99	B. SOFUOGLU	TUR	Yamaha Motoxrcing WorldSBK Team	Yamaha YZF R1	09:03'48.369	1'44.210		158,634
17	R. VICKERS	GBR	Motocorsa Racing	Ducati Panigale V4R	09:03'58.796	1'43.518	-0.692	159,694
31	G. GERLOFF	USA	Kawasaki WorldSBK Team	Kawasaki ZX-10RR	09:04'02.216	1'42.389	-1.129	161,455
7	I. LECUONA	ESP	Honda HRC	Honda CBR1000 RR-R	09:04'03.216	1'41.695	-0.694	162,557
45	S. REDDING	GBR	MGM BONDVO Racing	Ducati Panigale V4R	09:04'07.657	1'41.654	-0.041	162,622
22	A. LOWES	GBR	bimota by Kawasaki Racing Team	bimota KB998 Rimini	09:04'15.419	1'40.398	-1.256	164,657
22	A. LOWES	GBR	bimota by Kawasaki Racing Team	bimota KB998 Rimini	09:11'14.436	1'40.081	-0.317	165,178
1	T. RAZGATLIOGLU	TUR	ROKIT BMW Motorrad WorldSBK Team	BMW M1000RR	09:17'07.577	1'39.446	-0.635	166,233

29/03/2025 Start 09:00 End 09:23 The results are provisional until the end of the time limit for protests and appeals and the completion of the technical checks.

These data/results cannot be reproduced, stored and/or transmitted in whole or in part by any manner of electronic, mechanical, photocopying, recording, broadcasting or otherwise now known or herein after developed without the previous express consent by the copyright owner, except for reproduction in daily press and regular printed publications on sale to the public within 60 days of the event related to those data/results and always provided that copyright symbol appears together as follows below.

© DORNA WSBK ORGANIZATION Srl 2025



Portuguese Round, 28-30 March 2025

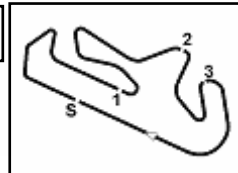
Free Practices Combined Results

No.	Rider	Nat	Team	Bike	Class	FP1	FP2	FP3	Time	Gap	Rel.	Avg	LL
1	1 T. RAZGATLIOGLU	TUR	ROKiT BMW Motorrad WorldSBK Team	BMW M1000RR			1'39.995	1'39.446	1'39.446			166,233	28
2	9 D. PETRUCCI	ITA	Barni Spark Racing Team	Ducati Panigale V4R	IND	1'41.237	1'40.757	1'39.802	1'39.802	0.356	0.356	165,640	41
3	19 A. BAUTISTA	ESP	Aruba.it Racing - Ducati	Ducati Panigale V4R		1'40.996	1'40.706	1'40.001	1'40.001	0.555	0.199	165,310	48
4	22 A. LOWES	GBR	bimota by Kawasaki Racing Team	bimota KB998 Rimini		1'41.189	1'40.872	1'40.081	1'40.081	0.635	0.080	165,178	48
5	14 S. LOWES	GBR	ELF Marc VDS Racing Team	Ducati Panigale V4R	IND	1'41.613	1'40.860	1'40.122	1'40.122	0.676	0.041	165,111	35
6	11 N. BULEGA	ITA	Aruba.it Racing - Ducati	Ducati Panigale V4R		1'40.977	1'40.294	1'40.551	1'40.294	0.848	0.172	164,827	50
7	60 M. VAN DER MARK	NED	ROKiT BMW Motorrad WorldSBK Team	BMW M1000RR		1'41.049	1'40.506	1'40.433	1'40.433	0.987	0.139	164,599	41
8	55 A. LOCATELLI	ITA	Pata Maxus Yamaha	Yamaha YZF R1		1'41.754	1'41.035	1'40.500	1'40.500	1.054	0.067	164,490	43
9	87 R. GARDNER	AUS	GYTR GRT Yamaha WorldSBK Team	Yamaha YZF R1		1'41.972	1'41.094	1'40.559	1'40.559	1.113	0.059	164,393	42
10	29 A. IANNONE	ITA	Team Pata Go Eleven	Ducati Panigale V4R	IND	1'41.185	1'40.595	1'40.960	1'40.595	1.149	0.036	164,334	34
11	77 D. AEGERTER	SUI	GYTR GRT Yamaha WorldSBK Team	Yamaha YZF R1		1'42.600	1'41.428	1'40.735	1'40.735	1.289	0.140	164,106	44
12	5 Y. MONTELLA	ITA	Barni Spark Racing Team	Ducati Panigale V4R	IND	1'41.099	1'40.788	1'41.230	1'40.788	1.342	0.053	164,020	48
13	45 S. REDDING	GBR	MGM BONDVO Racing	Ducati Panigale V4R	IND	1'41.825	1'40.826	1'40.994	1'40.826	1.380	0.038	163,958	40
14	47 A. BASSANI	ITA	bimota by Kawasaki Racing Team	bimota KB998 Rimini		1'41.046	1'41.261	1'40.917	1'40.917	1.471	0.091	163,810	43
15	97 X. VIERGE	ESP	Honda HRC	Honda CBR1000 RR-R		1'41.519	1'41.143	1'41.079	1'41.079	1.633	0.162	163,547	45
16	7 I. LECUONA	ESP	Honda HRC	Honda CBR1000 RR-R		1'42.795	1'41.737	1'41.094	1'41.094	1.648	0.015	163,523	40
17	31 G. GERLOFF	USA	Kawasaki WorldSBK Team	Kawasaki ZX-10RR		1'43.414	1'42.009	1'41.141	1'41.141	1.695	0.047	163,447	31
18	99 B. SOFUOGLU	TUR	Yamaha Motoxrcing WorldSBK Team	Yamaha YZF R1	IND	1'42.825	1'42.464	1'41.729	1'41.729	2.283	0.588	162,502	40
19	95 T. MACKENZIE	GBR	PETRONAS MIE Honda Racing Team	Honda CBR1000 RR-R	IND	1'42.167	1'41.904	1'41.741	1'41.741	2.295	0.012	162,483	36
20	17 R. VICKERS	GBR	Motocorsa Racing	Ducati Panigale V4R	IND	1'42.402	1'41.856	1'41.971	1'41.856	2.410	0.115	162,300	37
21	53 T. RABAT	ESP	Yamaha Motoxrcing WorldSBK Team	Yamaha YZF R1	IND	1'43.899	1'42.446	1'41.986	1'41.986	2.540	0.130	162,093	32
22	20 J. O'HALLORAN	AUS	Pata Maxus Yamaha	Yamaha YZF R1		1'45.777	1'43.967	1'43.096	1'43.096	3.650	1.110	160,348	38
23	21 Z. ZAIDI	MAS	PETRONAS MIE Honda Racing Team	Honda CBR1000 RR-R	IND	1'45.311	1'44.771	1'44.208	1'44.208	4.762	1.112	158,637	40

29/03/2025

These data/results cannot be reproduced, stored and/or transmitted in whole or in part by any manner of electronic, mechanical, photocopying, recording, broadcasting or otherwise now known or herein after developed without the previous express consent by the copyright owner, except for reproduction in daily press and regular printed publications on sale to the public within 60 days of the event related to those data/results and always provided that copyright symbol appears together as follows below.

© DORNA WSBK ORGANIZATION Srl 2025



Portimao 4.592 m

Portuguese Round, 28-30 March 2025

Best Sectors & Speed Free Practice 3rd Session

BEST LAP			
1	1	T. RAZGATLIOGLU	BMW M1000RR 1'39.446
2	9	D. PETRUCCI	Ducati Panigale V4R 1'39.802
3	19	A. BAUTISTA	Ducati Panigale V4R 1'40.001
4	22	A. LOWES	bimota KB998 Rimini 1'40.081
5	14	S. LOWES	Ducati Panigale V4R 1'40.122
6	60	M. VAN DER MARK	BMW M1000RR 1'40.433
7	55	A. LOCATELLI	Yamaha YZF R1 1'40.500
8	11	N. BULEGA	Ducati Panigale V4R 1'40.551
9	87	R. GARDNER	Yamaha YZF R1 1'40.559
10	77	D. AEGERTER	Yamaha YZF R1 1'40.735
11	47	A. BASSANI	bimota KB998 Rimini 1'40.917
12	29	A. IANNONE	Ducati Panigale V4R 1'40.960
13	45	S. REDDING	Ducati Panigale V4R 1'40.994
14	97	X. VIERGE	Honda CBR1000 RR-R 1'41.079
15	7	I. LECUONA	Honda CBR1000 RR-R 1'41.094
16	31	G. GERLOFF	Kawasaki ZX-10RR 1'41.141
17	5	Y. MONTELLA	Ducati Panigale V4R 1'41.230
18	99	B. SOFUOGLU	Yamaha YZF R1 1'41.729
19	95	T. MACKENZIE	Honda CBR1000 RR-R 1'41.741
20	17	R. VICKERS	Ducati Panigale V4R 1'41.971
21	53	T. RABAT	Yamaha YZF R1 1'41.986
22	20	J. O'HALLORAN	Yamaha YZF R1 1'43.096
23	21	Z. ZAIDI	Honda CBR1000 RR-R 1'44.208

SPEED			
1	1	T. RAZGATLIOGLU	BMW M1000RR 318,7
2	11	N. BULEGA	Ducati Panigale V4R 318,7
3	7	I. LECUONA	Honda CBR1000 RR-R 317,8
4	45	S. REDDING	Ducati Panigale V4R 317,8
5	9	D. PETRUCCI	Ducati Panigale V4R 317,8
6	19	A. BAUTISTA	Ducati Panigale V4R 316,8
7	60	M. VAN DER MARK	BMW M1000RR 316,8
8	5	Y. MONTELLA	Ducati Panigale V4R 316,8
9	31	G. GERLOFF	Kawasaki ZX-10RR 316,8
10	97	X. VIERGE	Honda CBR1000 RR-R 315,0
11	87	R. GARDNER	Yamaha YZF R1 314,1
12	14	S. LOWES	Ducati Panigale V4R 312,2
13	55	A. LOCATELLI	Yamaha YZF R1 312,3
14	47	A. BASSANI	bimota KB998 Rimini 312,3
15	22	A. IANNONE	bimota KB998 Rimini 311,4
16	95	T. MACKENZIE	Honda CBR1000 RR-R 311,4
17	29	A. IANNONE	Ducati Panigale V4R 310,5
18	77	D. AEGERTER	Yamaha YZF R1 309,6
19	17	R. VICKERS	Ducati Panigale V4R 309,6
20	99	B. SOFUOGLU	Yamaha YZF R1 307,8
21	53	T. RABAT	Yamaha YZF R1 303,5
22	21	Z. ZAIDI	Honda CBR1000 RR-R 302,7
23	20	J. O'HALLORAN	Yamaha YZF R1 302,7

SEG. 1	
1	1 T. RAZGATLIOGLU 31.369
2	19 A. BAUTISTA 31.383
3	9 D. PETRUCCI 31.475
4	45 S. REDDING 31.580
5	22 A. LOWES 31.613
6	60 M. VAN DER MARK 31.625
7	87 R. GARDNER 31.633
8	11 N. BULEGA 31.657
9	97 X. VIERGE 31.664
10	14 S. LOWES 31.683
11	7 I. LECUONA 31.739
12	55 A. LOCATELLI 31.766
13	77 D. AEGERTER 31.771
14	29 A. IANNONE 31.803
15	5 Y. MONTELLA 31.816
16	31 G. GERLOFF 31.869
17	47 A. BASSANI 31.927
18	17 R. VICKERS 31.995
19	95 T. MACKENZIE 32.081
20	99 B. SOFUOGLU 32.176
21	53 T. RABAT 32.253
22	20 J. O'HALLORAN 32.590
23	21 Z. ZAIDI 32.749

SEG. 2	
1	1 T. RAZGATLIOGLU 29.457
2	9 D. PETRUCCI 29.726
3	14 S. LOWES 29.735
4	22 A. LOWES 29.753
5	55 A. LOCATELLI 29.762
6	19 A. BAUTISTA 29.814
7	45 S. REDDING 29.860
8	11 N. BULEGA 29.892
9	87 R. GARDNER 29.944
10	77 D. AEGERTER 29.946
11	47 A. BASSANI 30.000
12	60 M. VAN DER MARK 30.005
13	97 X. VIERGE 30.056
14	29 A. IANNONE 30.060
15	31 G. GERLOFF 30.078
16	99 B. SOFUOGLU 30.207
17	7 I. LECUONA 30.209
18	5 Y. MONTELLA 30.269
19	95 T. MACKENZIE 30.383
20	53 T. RABAT 30.413
21	17 R. VICKERS 30.470
22	20 J. O'HALLORAN 30.800
23	21 Z. ZAIDI 31.476

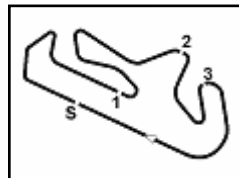
SEG. 3	
1	9 D. PETRUCCI 20.921
2	1 T. RAZGATLIOGLU 20.952
3	22 A. LOWES 20.958
4	14 S. LOWES 21.006
5	11 N. BULEGA 21.103
6	55 A. LOCATELLI 21.114
7	19 A. BAUTISTA 21.128
8	87 R. GARDNER 21.166
9	47 A. BASSANI 21.187
10	31 G. GERLOFF 21.230
11	7 I. LECUONA 21.235
12	45 S. REDDING 21.248
13	60 M. VAN DER MARK 21.254
14	77 D. AEGERTER 21.260
15	53 T. RABAT 21.309
16	99 B. SOFUOGLU 21.313
17	29 A. IANNONE 21.336
18	95 T. MACKENZIE 21.346
19	97 X. VIERGE 21.369
20	5 Y. MONTELLA 21.371
21	17 R. VICKERS 21.471
22	20 J. O'HALLORAN 21.634
23	21 Z. ZAIDI 21.763

SEG. 4	
1	22 A. LOWES 17.519
2	97 X. VIERGE 17.524
3	60 M. VAN DER MARK 17.545
4	77 D. AEGERTER 17.577
5	29 A. IANNONE 17.606
6	14 S. LOWES 17.611
7	55 A. LOCATELLI 17.613
8	1 T. RAZGATLIOGLU 17.620
9	19 A. BAUTISTA 17.622
10	11 N. BULEGA 17.633
11	87 R. GARDNER 17.635
12	9 D. PETRUCCI 17.643
13	7 I. LECUONA 17.674
14	47 A. BASSANI 17.711
15	31 G. GERLOFF 17.712
16	5 Y. MONTELLA 17.733
17	45 S. REDDING 17.738
18	20 J. O'HALLORAN 17.816
19	95 T. MACKENZIE 17.825
20	99 B. SOFUOGLU 17.902
21	53 T. RABAT 17.927
22	17 R. VICKERS 17.975
23	21 Z. ZAIDI 18.025

29/03/2025

These data/results cannot be reproduced, stored and/or transmitted in whole or in part by any manner of electronic, mechanical, photocopying, recording, broadcasting or otherwise now known or herein after developed without the previous express consent by the copyright owner, except for reproduction in daily press and regular printed publications on sale to the public within 60 days of the event related to those data/results and always provided that copyright symbol appears together as follows below.

© DORNA WSBK ORGANIZATION Srl 2025



Portimao 4.592 m

Portuguese Round, 28-30 March 2025

Ideal Times Free Practice 3rd Session

No.	Rider	Nat	Bike	Seg. 1	Seg. 2	Seg. 3	Seg. 4	Ideal Time		
				Diff. 1	Diff. 2	Diff. 3	Diff. 4	Best Lap	Pos.	Diff.
1	1 T. RAZGATLIOGLU	TUR	BMW M1000RR	31.369	29.457	20.952 +0.048	17.620	1'39.398	1	0.048
2	9 D. PETRUCCI	ITA	Ducati Panigale V4R	31.475	29.726	20.921	17.643 +0.037	1'39.765	2	0.037
3	22 A. LOWES	GBR	bimota KB998 Rimini	31.613 +0.065	29.753	20.958 +0.070	17.519 +0.103	1'39.843	4	0.238
4	19 A. BAUTISTA	ESP	Ducati Panigale V4R	31.383	29.814	21.128 +0.054	17.622	1'39.947	3	0.054
5	14 S. LOWES	GBR	Ducati Panigale V4R	31.683 +0.042	29.735	21.006	17.611 +0.045	1'40.035	5	0.087
6	55 A. LOCATELLI	ITA	Yamaha YZF R1	31.766	29.762 +0.003	21.114 +0.018	17.613 +0.224	1'40.255	7	0.245
7	11 N. BULEGA	ITA	Ducati Panigale V4R	31.657 +0.139	29.892	21.103 +0.019	17.633 +0.108	1'40.285	8	0.266
8	87 R. GARDNER	AUS	Yamaha YZF R1	31.633	29.944 +0.174	21.166	17.635 +0.007	1'40.378	9	0.181
9	45 S. REDDING	GBR	Ducati Panigale V4R	31.580 +0.103	29.860 +0.265	21.248 +0.032	17.738 +0.168	1'40.426	13	0.568
10	60 M. VAN DER MARK	NED	BMW M1000RR	31.625	30.005 +0.004	21.254	17.545	1'40.429	6	0.004
11	77 D. AEGERTER	SUI	Yamaha YZF R1	31.771	29.946 +0.153	21.260	17.577 +0.028	1'40.554	10	0.181
12	97 X. VIERGE	ESP	Honda CBR1000 RR-R	31.664	30.056 +0.313	21.369	17.524 +0.153	1'40.613	14	0.466
13	29 A. IANNONE	ITA	Ducati Panigale V4R	31.803	30.060	21.336	17.606 +0.155	1'40.805	12	0.155
14	47 A. BASSANI	ITA	bimota KB998 Rimini	31.927	30.000	21.187	17.711 +0.092	1'40.825	11	0.092
15	7 I. LECUONA	ESP	Honda CBR1000 RR-R	31.739 +0.237	30.209	21.235	17.674	1'40.857	15	0.237
16	31 G. GERLOFF	USA	Kawasaki ZX-10RR	31.869	30.078 +0.026	21.230 +0.100	17.712 +0.126	1'40.889	16	0.252
17	5 Y. MONTELLA	ITA	Ducati Panigale V4R	31.816	30.269 +0.041	21.371	17.733	1'41.189	17	0.041
18	99 B. SOFUOGLU	TUR	Yamaha YZF R1	32.176	30.207 +0.123	21.313 +0.001	17.902 +0.007	1'41.598	18	0.131
19	95 T. MACKENZIE	GBR	Honda CBR1000 RR-R	32.081 +0.077	30.383 +0.029	21.346	17.825	1'41.635	19	0.106
20	53 T. RABAT	ESP	Yamaha YZF R1	32.253	30.413 +0.021	21.309 +0.063	17.927	1'41.902	21	0.084
21	17 R. VICKERS	GBR	Ducati Panigale V4R	31.995	30.470 +0.012	21.471 +0.011	17.975 +0.037	1'41.911	20	0.060
22	20 J. O'HALLORAN	AUS	Yamaha YZF R1	32.590	30.800	21.634 +0.093	17.816 +0.163	1'42.840	22	0.256
23	21 Z. ZAIDI	MAS	Honda CBR1000 RR-R	32.749 +0.089	31.476 +0.037	21.763	18.025 +0.069	1'44.013	23	0.195
Overall Ideal Time				31.369	29.457	20.921	17.519	1'39.266		

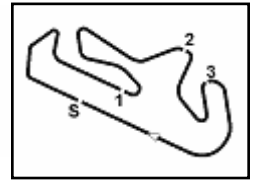
29/03/2025

These data/results cannot be reproduced, stored and/or transmitted in whole or in part by any manner of electronic, mechanical, photocopying, recording, broadcasting or otherwise now known or herein after developed without the previous express consent by the copyright owner, except for reproduction in daily press and regular printed publications on sale to the public within 60 days of the event related to those data/results and always provided that copyright symbol appears together as follows below.

© DORNA WSBK ORGANIZATION Srl 2025

FICR PERUGIA TIMING





8	31.850	29.946	21.387	17.577	1'40.760	308,7	9:19'48.275	6	32.363	35.028	22.133	39.346	2'08.870CP	314,1	9:13'16.354
9	31.938	30.094	21.630	17.702	1'41.364	307,8	9:21'29.639	7	5'01.897	30.677	21.398	17.818	6'11.790P		9:19'28.144
								8	31.885	30.219	21.342	17.788	1'41.234	312,3	9:21'09.378

11° 47 A. BASSANI [1'40.917]							
Lap	Seg1	Seg2	Seg3	Seg4	Lap Time	km/h	Local Time
		31.877	22.860	18.059			9:02'28.956
1	38.175	30.894	21.362	17.753	1'48.184	311,4	9:04'17.140
2	33.080	30.285	21.252	17.760	1'42.377	312,3	9:05'59.517
3	32.401	30.117	21.379	17.711	1'41.608	305,2	9:07'41.125
4	32.128	30.216	21.278	17.764	1'41.386	297,7	9:09'22.511
5	37.614	32.973	22.514	39.405	2'12.506P	308,7	9:11'35.017
6	3'38.447	32.293	21.644	17.930	4'50.314P		9:16'25.331
7	31.927	30.000	21.187	17.803	1'40.917	308,7	9:18'06.248
8	31.958	30.074	21.226	17.713	1'40.971	305,2	9:19'47.219
9	31.929	30.035	21.336	17.779	1'41.079	309,6	9:21'28.298

16° 31 G. GERLOFF [1'41.141]							
Lap	Seg1	Seg2	Seg3	Seg4	Lap Time	km/h	Local Time
			32.179	22.424	18.246		9:02'19.827
1	32.253	30.866	21.369	17.901	1'42.389	308,7	9:04'02.216
2	32.601	30.298	21.327	17.794	1'42.020	313,2	9:05'44.236
3	32.420	30.328	21.305	17.712	1'41.765	296,9	9:07'26.001
4	31.984	30.078	21.366	17.765	1'41.193	311,4	9:09'07.194
5	31.869	30.104	21.330	17.838	1'41.141	316,8	9:10'48.335
6	38.382	33.007	22.702	18.020	1'52.111	315,0	9:12'40.446
7	32.196	30.113	21.628	17.922	1'41.859	312,3	9:14'22.305
8	31.948	30.120	21.230	17.929	1'41.227	313,2	9:16'03.532
9	39.659	31.868	28.723	17.999	1'58.249	311,4	9:18'01.781
10	31.887	30.333	21.416	18.046	1'41.682	315,0	9:19'43.463
11	32.314	30.355	21.479	18.080	1'42.228	309,6	9:21'25.691

12° 29 A. IANNONE [1'40.960]							
Lap	Seg1	Seg2	Seg3	Seg4	Lap Time	km/h	Local Time
		32.315	28.466	20.379			9:02'31.968
1	33.555	30.947	21.895	17.606	1'44.003	302,7	9:04'15.971
2	32.436	30.500	21.404	17.930	1'42.270	304,4	9:05'58.241
3	35.124	30.231	21.428	17.688	1'44.471	308,7	9:07'42.712
4	31.864	30.479	21.380	17.863	1'41.586	306,1	9:09'24.298
5	32.219	33.451	22.009	37.620	2'05.299P	296,9	9:11'29.597
6	4'26.852	31.645	22.825	17.654	5'38.976P		9:17'08.573
7	31.803	30.060	21.336	17.761	1'40.960	301,8	9:18'49.533
8	36.580	34.942	23.644	43.161	2'18.327P	310,5	9:21'07.860

17° 5 Y. MONTELLA [1'41.230]							
Lap	Seg1	Seg2	Seg3	Seg4	Lap Time	km/h	Local Time
			31.994	22.315	17.998		9:02'31.133
1	32.105	30.672	21.612	17.777	1'42.166	310,5	9:04'13.299
2	41.810	30.709	21.487	17.741	1'51.747	315,0	9:06'05.046
3	32.395	30.532	21.435	17.734	1'42.096	316,8	9:07'47.142
4	32.647	30.406	21.539	17.881	1'42.473	306,1	9:09'29.615
5	31.821	30.425	21.378	17.817	1'41.441	311,4	9:11'11.056
6	31.840	31.139	22.162	17.915	1'43.056C	315,9	9:12'54.112
7	31.950	30.316	21.453	17.744	1'41.463	313,2	9:14'35.575
8	31.939	30.269	21.394	17.773	1'41.375	307,8	9:16'16.950
9	31.816	30.310	21.371	17.733	1'41.230	316,8	9:17'58.180
10	45.210	31.879	21.673	17.771	1'56.533	314,1	9:19'54.713
11	31.978	30.354	22.946	18.507	1'43.785	301,0	9:21'38.498

13° 45 S. REDDING [1'40.994]							
Lap	Seg1	Seg2	Seg3	Seg4	Lap Time	km/h	Local Time
		31.960	24.485	18.081			9:02'26.003
1	32.109	30.414	21.248	17.883	1'41.654	315,0	9:04'07.657
2	31.794	30.237	21.823	17.738	1'41.592	315,0	9:05'49.249
3	31.683	30.125	21.280	17.906	1'40.994	311,4	9:07'30.243
4	31.697	30.084	21.345	17.974	1'41.100	315,0	9:09'11.343
5	33.078	31.345	21.964	37.655	2'04.042P	314,1	9:11'15.385
6	4'48.313	30.947	22.341	17.803	5'59.404P		9:17'14.789
7	31.906	29.860	21.833	17.828	1'41.427	317,8	9:18'56.216
8	31.580	32.878	23.126	18.186	1'45.770	314,1	9:20'41.986

18° 99 B. SOFUOGLU [1'41.729]							
Lap	Seg1	Seg2	Seg3	Seg4	Lap Time	km/h	Local Time
		32.450	22.189	18.259			9:02'04.159
1	33.056	31.012	21.955	18.187	1'44.210	304,4	9:03'48.369
2	32.757	30.825	21.697	18.113	1'43.392	304,4	9:05'31.761
3	33.131	31.737	22.608	39.447	2'06.923P	298,5	9:07'38.684
4	2'46.483	32.450	21.514	17.946	3'58.393P		9:11'37.077
5	32.551	30.580	21.353	17.917	1'42.401C	307,8	9:13'19.478
6	32.266	30.336	21.441	17.902	1'41.945	307,8	9:15'01.423
7	32.176	30.330	21.314	17.909	1'41.729	305,2	9:16'43.152
8	32.279	30.207	21.439	17.911	1'41.836	305,2	9:18'24.988
9	32.418	30.335	21.313	18.016	1'42.082	307,8	9:20'07.070

14° 97 X. VIERGE [1'41.079]							
Lap	Seg1	Seg2	Seg3	Seg4	Lap Time	km/h	Local Time
		31.765	22.878	18.003			9:02'32.367
1	32.329	30.056	21.417	25.234	1'49.036	311,4	9:04'21.403
2	32.015	30.158	21.486	17.524	1'41.183	311,4	9:06'02.586
3	31.934	30.103	21.457	17.692	1'41.186	307,0	9:07'43.772
4	31.664	30.369	21.369	17.677	1'41.079	311,4	9:09'24.851
5	32.049	32.684	22.051	17.933	1'44.717	309,6	9:11'09.568
6	32.031	31.222	24.358	18.700	1'46.311C	307,0	9:12'55.879
7	31.841	30.340	21.484	17.995	1'41.660	308,7	9:14'37.539
8	31.996	30.347	21.465	17.883	1'41.691	307,8	9:16'19.230
9	31.906	30.290	21.544	17.902	1'41.642	315,0	9:18'00.872
10	31.977	30.481	21.578	18.083	1'42.119	308,7	9:19'42.991
11	37.674	37.928	22.896	19.197	1'57.695	307,8	9:21'40.686

19° 95 T. MACKENZIE [1'41.741]							
Lap	Seg1	Seg2	Seg3	Seg4	Lap Time	km/h	Local Time
		32.601	22.448	18.327			9:02'19.716
1	33.050	30.911	21.634	17.851	1'43.446	301,8	9:04'03.162
2	33.397	30.980	21.907	18.022	1'44.306	299,3	9:05'47.468
3	35.711	31.251	22.098	38.264	2'07.324P	310,5	9:07'54.792
4	4'30.008	33.319	23.850	18.215	5'45.392P		9:13'40.184
5	32.158	30.412	21.346	17.825	1'41.741	310,5	9:15'21.925
6	32.258	30.383	21.374	17.828	1'41.843	311,4	9:17'03.768
7	32.081	30.537	21.585	17.865	1'42.068	311,4	9:18'45.836
8	43.199	32.344	22.014	18.231	1'55.788	301,0	9:20'41.624

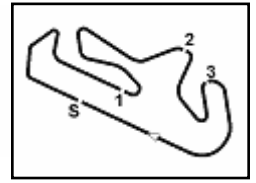
15° 71 I. LECUDNA [1'41.094]							
Lap	Seg1	Seg2	Seg3	Seg4	Lap Time	km/h	Local Time
		32.446	22.092	18.067			9:02'21.521
1	32.182	30.287	21.451	17.775	1'41.695	309,6	9:04'03.216
2	31.976	30.209	21.235	17.674	1'41.094	307,8	9:05'44.310
3	31.739	39.683	25.939	22.969	2'00.330	317,8	9:07'44.640
4	31.916	30.298	21.325	17.695	1'41.234	314,1	9:09'25.874
5	31.985	30.355	21.431	17.839	1'41.610	312,3	9:11'07.484

20° 17 R. VICKERS [1'41.971]							
Lap	Seg1	Seg2	Seg3	Seg4	Lap Time	km/h	Local Time
		31.917	22.201	18.188			9:02'15.278
1	32.795	31.048	21.684	17.991	1'43.518	304,4	9:03'58.796

29/03/2025 P = Pits In/Out - C = Lap Time Cancelled

These data/results cannot be reproduced, stored and/or transmitted in whole or in part by any manner of electronic, mechanical, photocopying, recording, broadcasting or otherwise now known or herein after developed without the previous express consent by the copyright owner, except for reproduction in daily press and regular printed publications on sale to the public within 60 days of the event related to those data/results and always provided that copyright symbol appears together as follows below.

© DORNA WSBK ORGANIZATION Srl 2025



Portuguese Round, 28-30 March 2025

Chronological Analysis Free Practice 3rd Session

2	32.290	30.634	21.482	18.013	1'42.419	301,8	9:05'41.215
3	32.008	30.470	21.471	18.086	1'42.035	307,8	9:07'23.250
4	31.995	30.482	21.482	18.012	1'41.971	305,2	9:09'05.221
5	32.024	30.482	23.483	17.975	1'43.964	309,6	9:10'49.185

21° 53 T. RABAT [1'41.986]							
Lap	Seg.1	Seg.2	Seg.3	Seg.4	Lap Time	km/h	Local Time
		32.363	23.654	18.558			9:02'55.381
1	32.895	30.982	21.639	18.212	1'43.728	296,1	9:04'39.109
2	35.723	32.122	23.317	39.511	2'10.673P	303,5	9:06'49.782
3	3'13.875	32.374	22.070	18.163	4'26.482P		9:11'16.264
4	32.505	30.809	21.309	18.017	1'42.640C	299,3	9:12'58.904
5	32.478	30.622	21.374	18.032	1'42.506	294,5	9:14'41.410
6	32.537	32.313	21.591	18.010	1'44.451	301,0	9:16'25.861
7	32.257	30.413	21.678	18.001	1'42.349	298,5	9:18'08.210
8	32.253	30.434	21.372	17.927	1'41.986	298,5	9:19'50.196
9	32.278	30.501	21.386	18.065	1'42.230	303,5	9:21'32.426

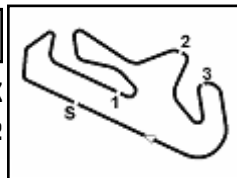
22° 20 J. O'HALLORAN [1'43.096]							
Lap	Seg.1	Seg.2	Seg.3	Seg.4	Lap Time	km/h	Local Time
		33.134	29.534	18.706			9:02'35.708
1	33.011	31.493	21.839	17.816	1'44.159	290,5	9:04'19.867
2	32.751	30.940	21.910	17.832	1'43.433	302,7	9:06'03.300
3	32.772	31.096	21.634	17.928	1'43.430	295,3	9:07'46.730
4	39.985	31.702	22.004	18.034	1'51.725	301,8	9:09'38.455
5	32.753	30.874	21.720	18.086	1'43.433	301,0	9:11'21.888
6	37.905	32.225	25.977	23.483	1'59.590C	295,3	9:13'21.478
7	36.964	32.527	25.047	18.195	1'52.733	292,9	9:15'14.211
8	32.590	30.800	21.727	17.979	1'43.096	297,7	9:16'57.307
9	32.716	30.928	21.646	18.091	1'43.381	302,7	9:18'40.688
10	41.818	31.825	24.900	18.251	1'56.794	293,7	9:20'37.482

23° 21 Z. ZAIDI [1'44.208]							
Lap	Seg.1	Seg.2	Seg.3	Seg.4	Lap Time	km/h	Local Time
		35.807	23.343	18.251			9:02'55.593
1	33.283	31.537	21.771	18.025	1'44.616	294,5	9:04'40.209
2	33.011	31.764	21.787	18.051	1'44.613	294,5	9:06'24.822
3	33.660	31.765	21.795	18.216	1'45.436	294,5	9:08'10.258
4	33.135	31.476	21.996	18.157	1'44.764	292,9	9:09'55.022
5	33.333	31.543	21.896	18.087	1'44.859	298,5	9:11'39.881
6	32.749	31.782	21.799	18.068	1'44.398C	296,9	9:13'24.279
7	32.838	31.513	21.763	18.094	1'44.208	298,5	9:15'08.487
8	32.862	31.538	21.817	18.111	1'44.328	299,3	9:16'52.815
9	33.008	38.136	21.955	18.157	1'51.256	301,0	9:18'44.071
10	38.994	31.627	25.279	18.101	1'54.001	302,7	9:20'38.072

29/03/2025 P = Pits In/Out - C = Lap Time Cancelled

These data/results cannot be reproduced, stored and/or transmitted in whole or in part by any manner of electronic, mechanical, photocopying, recording, broadcasting or otherwise now known or herein after developed without the previous express consent by the copyright owner, except for reproduction in daily press and regular printed publications on sale to the public within 60 days of the event related to those data/results and always provided that copyright symbol appears together as follows below.

© DORNA WSBK ORGANIZATION Srl 2025



Portimao 4.592 m

Portuguese Round, 28-30 March 2025

Best Laps & Speeds

No.	Rider Bike	Nat	Best Lap		FP1		FP2		FP3									
			LL	SPD	LL	SPD	LL	SPD	LL	SPD								
1	1 T. RAZGATLIOGLU BMW M1000RR	TUR	1'39.446 28 318,7		1		1'39.995 19 315,0		1'39.446 8 318,7									
2	9 D. PETRUCCI Ducati Panigale V4R	ITA	1'39.802 41 318,7		1'41.237 18 318,7		1'40.757 15 315,9		1'39.802 8 317,8									
3	19 A. BAUTISTA Ducati Panigale V4R	ESP	1'40.001 48 318,7		1'40.996 20 318,7		1'40.706 19 315,9		1'40.001 9 316,8									
4	22 A. LOWES bimota KB998 Rimini	GBR	1'40.081 48 313,2		1'41.189 17 313,2		1'40.872 20 310,5		1'40.081 11 311,4									
5	14 S. LOWES Ducati Panigale V4R	GBR	1'40.122 35 314,1		1'41.613 16 314,1		1'40.860 11 314,1		1'40.122 8 313,2									
6	11 N. BULEGA Ducati Panigale V4R	ITA	1'40.294 50 319,6		1'40.977 20 319,6		1'40.294 20 315,9		1'40.551 10 318,7									
7	60 M. VAN DER MARK BMW M1000RR	NED	1'40.433 41 316,8		1'41.049 15 316,8		1'40.506 18 314,1		1'40.433 8 316,8									
8	55 A. LOCATELLI Yamaha YZF R1	ITA	1'40.500 43 312,3		1'41.754 16 310,5		1'41.035 19 311,4		1'40.500 8 312,3									
9	87 R. GARDNER Yamaha YZF R1	AUS	1'40.559 42 314,1		1'41.972 15 312,3		1'41.094 17 313,2		1'40.559 10 314,1									
10	29 A. IANNONE Ducati Panigale V4R	ITA	1'40.595 34 316,8		1'41.185 14 316,8		1'40.595 12 312,3		1'40.960 8 310,5									
11	77 D. AEGERTER Yamaha YZF R1	SUI	1'40.735 44 310,5		1'42.600 16 307,8		1'41.428 19 310,5		1'40.735 9 309,6									
12	5 Y. MONTELLA Ducati Panigale V4R	ITA	1'40.788 48 316,8		1'41.099 19 315,9		1'40.788 18 316,8		1'41.230 11 316,8									
13	45 S. REDDING Ducati Panigale V4R	GBR	1'40.826 40 318,7		1'41.825 16 316,8		1'40.826 16 318,7		1'40.994 8 317,8									
14	47 A. BASSANI bimota KB998 Rimini	ITA	1'40.917 43 312,3		1'41.046 16 309,6		1'41.261 18 309,6		1'40.917 9 312,3									
15	97 X. VIERGE Honda CBR1000 RR-R	ESP	1'41.079 45 315,0		1'41.519 16 312,3		1'41.143 18 313,2		1'41.079 11 315,0									
16	7 I. LECUONA Honda CBR1000 RR-R	ESP	1'41.094 40 317,8		1'42.795 16 311,4		1'41.737 16 313,2		1'41.094 8 317,8									
17	31 G. GERLOFF Kawasaki ZX-10RR	USA	1'41.141 31 316,8		1'43.414 3 306,1		1'42.009 17 315,0		1'41.141 11 316,8									
18	99 B. SOFUOGLU Yamaha YZF R1	TUR	1'41.729 40 307,8		1'42.825 14 305,2		1'42.464 17 307,0		1'41.729 9 307,8									
19	95 T. MACKENZIE Honda CBR1000 RR-R	GBR	1'41.741 36 311,4		1'42.167 15 309,6		1'41.904 13 306,1		1'41.741 8 311,4									
20	17 R. VICKERS Ducati Panigale V4R	GBR	1'41.856 37 310,5		1'42.402 17 310,5		1'41.856 15 307,8		1'41.971 5 309,6									
21	53 T. RABAT Yamaha YZF R1	ESP	1'41.986 32 304,4		1'43.899 2 302,7		1'42.446 21 304,4		1'41.986 9 303,5									
22	20 J. O'HALLORAN Yamaha YZF R1	AUS	1'43.096 38 302,7		1'45.777 14 296,9		1'43.967 14 299,3		1'43.096 10 302,7									
23	21 Z. ZAIDI Honda CBR1000 RR-R	MAS	1'44.208 40 302,7		1'45.311 15 298,5		1'44.771 15 302,7		1'44.208 10 302,7									

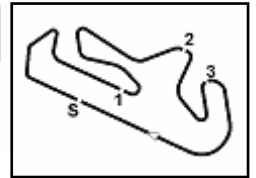
29/03/2025

These data/results cannot be reproduced, stored and/or transmitted in whole or in part by any manner of electronic, mechanical, photocopying, recording, broadcasting or otherwise now known or herein after developed without the previous express consent by the copyright owner, except for reproduction in daily press and regular printed publications on sale to the public within 60 days of the event related to those data/results and always provided that copyright symbol appears together as follows below.

© DORNA WSBK ORGANIZATION Srl 2025

FICR PERUGIA TIMING

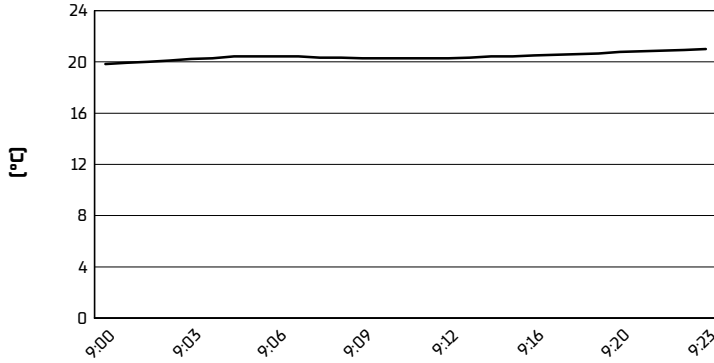




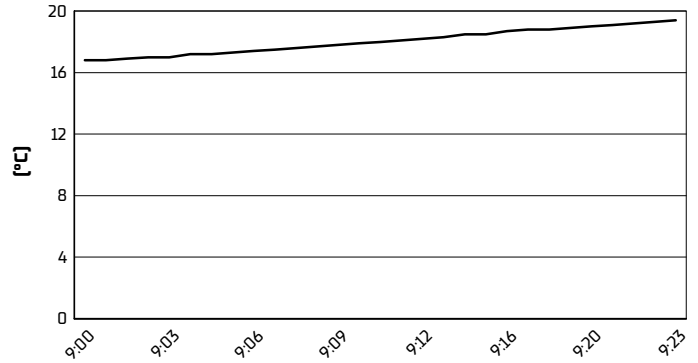
Portimao 4.592 m

Portuguese Round, 28-30 March 2025
Weather Report Free Practice 3rd Session
 Session started 09:00 - Session ended 9:23

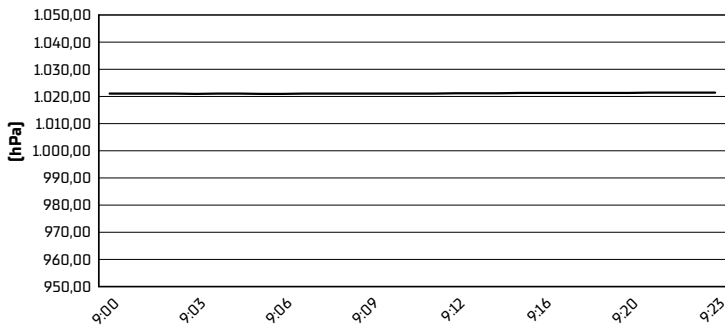
Air Temperature



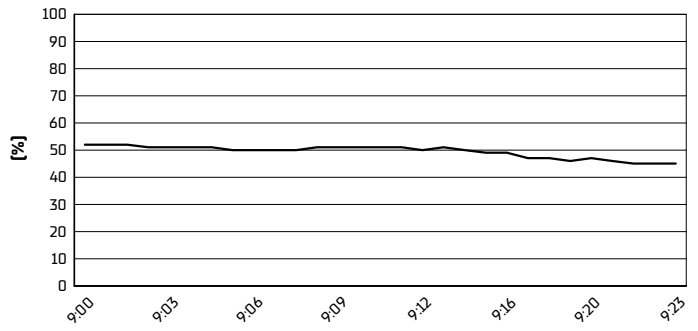
Track Temperature



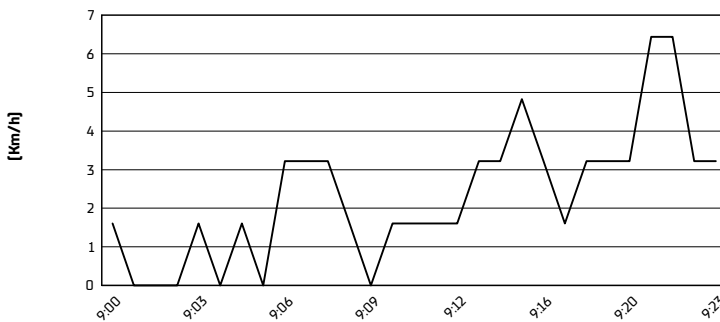
Air Pressure



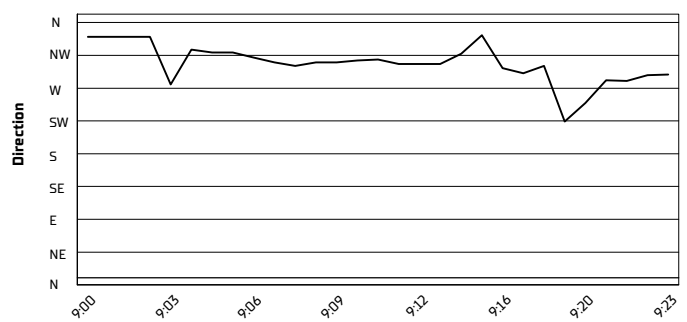
Humidity



Wind Speed



Wind Direction



29/03/2025

These data/results cannot be reproduced, stored and/or transmitted in whole or in part by any manner of electronic, mechanical, photocopying, recording, broadcasting or otherwise now known or herein after developed without the previous express consent by the copyright owner, except for reproduction in daily press and regular printed publications on sale to the public within 60 days of the event related to those data/results and always provided that copyright symbol appears together as follows below.

© DORNA WSBK ORGANIZATION Srl 2025