

No.	Rider	Nat	Team	Bike	Class	Time	Gap	Rel.	Laps	Speed	
										Avg	Max
1	11 N. BULEGA	ITA	Aruba.it Racing - Ducati	Ducati Panigale V4R		1'39.968			4	165,365	317,8
2	9 D. PETRUCCI	ITA	Barni Spark Racing Team	Ducati Panigale V4R	IND	1'40.431	0.463	0.463	5	164,603	319,6
3	19 A. BAUTISTA	ESP	Aruba.it Racing - Ducati	Ducati Panigale V4R		1'40.471	0.503	0.040	5	164,537	318,7
4	1 T. RAZGATLIOGLU	TUR	ROKIT BMW Motorrad WorldSBK Team	BMW M1000RR		1'40.493	0.525	0.022	5	164,501	315,0
5	55 A. LOCATELLI	ITA	Pata Maxus Yamaha	Yamaha YZF R1		1'40.512	0.544	0.019	5	164,470	312,3
6	22 A. LOWES	GBR	bimota by Kawasaki Racing Team	bimota KB998 Rimini		1'40.636	0.668	0.124	5	164,267	311,4
7	14 S. LOWES	GBR	ELF Marc VDS Racing Team	Ducati Panigale V4R	IND	1'40.686	0.718	0.050	5	164,186	315,9
8	29 A. IANNONE	ITA	Team Pata Go Eleven	Ducati Panigale V4R	IND	1'40.704	0.736	0.018	5	164,156	315,9
9	47 A. BASSANI	ITA	bimota by Kawasaki Racing Team	bimota KB998 Rimini		1'40.727	0.759	0.023	5	164,119	312,3
10	77 D. AEGERTER	SUI	GYTR GRT Yamaha WorldSBK Team	Yamaha YZF R1		1'40.757	0.789	0.030	5	164,070	312,3
11	97 X. VIERGE	ESP	Honda HRC	Honda CBR1000 RR-R		1'40.793	0.825	0.036	5	164,011	311,4
12	45 S. REDDING	GBR	MGM BONDVO Racing	Ducati Panigale V4R	IND	1'40.828	0.860	0.035	5	163,954	316,8
13	87 R. GARDNER	AUS	GYTR GRT Yamaha WorldSBK Team	Yamaha YZF R1		1'40.882	0.914	0.054	5	163,867	310,5
14	60 M. VAN DER MARK	NED	ROKIT BMW Motorrad WorldSBK Team	BMW M1000RR		1'40.913	0.945	0.031	5	163,816	315,0
15	7 I. LECUONA	ESP	Honda HRC	Honda CBR1000 RR-R		1'41.154	1.186	0.241	5	163,426	316,8
16	5 Y. MONTELLA	ITA	Barni Spark Racing Team	Ducati Panigale V4R	IND	1'41.252	1.284	0.098	5	163,268	315,9
17	99 B. SOFUOGLU	TUR	Yamaha Motoxrcing WorldSBK Team	Yamaha YZF R1	IND	1'41.373	1.405	0.121	5	163,073	306,1
18	31 G. GERLOFF	USA	Kawasaki WorldSBK Team	Kawasaki ZX-10RR		1'41.550	1.582	0.177	5	162,789	315,0
19	17 R. VICKERS	GBR	Motocorsa Racing	Ducati Panigale V4R	IND	1'41.776	1.808	0.226	5	162,427	308,7
20	53 T. RABAT	ESP	Yamaha Motoxrcing WorldSBK Team	Yamaha YZF R1	IND	1'41.888	1.920	0.112	5	162,249	307,8
21	95 T. MACKENZIE	GBR	PETRONAS MIE Honda Racing Team	Honda CBR1000 RR-R	IND	1'42.266	2.298	0.378	5	161,649	302,7
22	20 J. O'HALLORAN	AUS	Pata Maxus Yamaha	Yamaha YZF R1		1'42.851	2.883	0.585	5	160,730	307,0
----- Out 105% in this Session -----											
23	21 Z. ZAIDI	MAS	PETRONAS MIE Honda Racing Team	Honda CBR1000 RR-R	IND	1'45.460	5.492	2.609	5	156,753	300,2

Qualifying Lap Time (105% of 1'39.968): 1'44.967

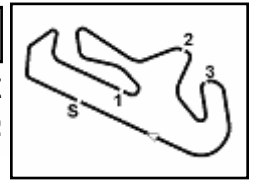
AIR	Humidity:	39%	Temp:	19°C
TRACK	Condition:	Dry	Temp:	14°C

Records	Pole	[SP]	2025	T.Razgatioglu	1'39.081	166,850	Km/h
	Race	[SPRC]	2023	T.Razgatioglu	1'39.826	165,600	Km/h
	All Times	[SP]	2025	T.Razgatioglu	1'39.081	166,850	Km/h

Start 09:00 End 09:12 The results are provisional until the end of the time limit for protests and appeals and the completion of the technical checks.

These data/results cannot be reproduced, stored and/or transmitted in whole or in part by any manner of electronic, mechanical, photocopying, recording, broadcasting or otherwise now known or herein after developed without the previous express consent by the copyright owner, except for reproduction in daily press and regular printed publications on sale to the public within 60 days of the event related to those data/results and always provided that copyright symbol appears together as follows below.

© DORNA WSBK ORGANIZATION Srl 2025



Portuguese Round, 28-30 March 2025

Results Warm Up

Session Highlights

Local Time	No. Rider	Description
09.00.00		Start of Session
09.05.39	1 T. RAZGATLIOGLU	#1 Racelink GPS not working well
09.06.49	22 A. LOWES	#22 On Asphalt - Rejoined - Turn 5
09.08.00	31 G. GERLOFF	#31 On Asphalt - Rejoined - Turn 5
09.10.33	17 R. VICKERS	#17 Racelink GPS not working well
09.12.23		End of Session

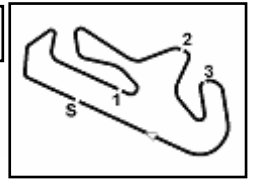
Fastest Laps Sequence

No.	Rider	Nat	Team	Bike	Local Time	Time	Gap	Avg
87	R. GARDNER	AUS	GYTR GRT Yamaha WorldSBK Team	Yamaha YZF R1	09:03'39.116	1'41.750		162,469
1	T. RAZGATLIOGLU	TUR	ROKiT BMW Motorrad WorldSBK Team	BMW M1000RR	09:03'48.649	1'41.454	-0.296	162,943
14	S. LOWES	GBR	ELF Marc VDS Racing Team	Ducati Panigale V4R	09:04'24.075	1'40.977	-0.477	163,713
22	A. LOWES	GBR	bimota by Kawasaki Racing Team	bimota KB998 Rimini	09:04'24.614	1'40.755	-0.222	164,073
11	N. BULEGA	ITA	Aruba.it Racing - Ducati	Ducati Panigale V4R	09:05'05.325	1'40.482	-0.273	164,519
11	N. BULEGA	ITA	Aruba.it Racing - Ducati	Ducati Panigale V4R	09:06'45.390	1'40.065	-0.417	165,205
11	N. BULEGA	ITA	Aruba.it Racing - Ducati	Ducati Panigale V4R	09:08'25.358	1'39.968	-0.097	165,365
11	N. BULEGA	ITA	Aruba.it Racing - Ducati	Ducati Panigale V4R	09:10'05.326	1'39.968		165,365

Start 09:00 End 09:12 The results are provisional until the end of the time limit for protests and appeals and the completion of the technical checks.

These data/results cannot be reproduced, stored and/or transmitted in whole or in part by any manner of electronic, mechanical, photocopying, recording, broadcasting or otherwise now known or herein after developed without the previous express consent by the copyright owner, except for reproduction in daily press and regular printed publications on sale to the public within 60 days of the event related to those data/results and always provided that copyright symbol appears together as follows below.

© DORNA WSBK ORGANIZATION Srl 2025



Portimao 4.592 m

Portuguese Round, 28-30 March 2025

Best Sectors & Speed Warm Up

BEST LAP		
1	11 N. BULEGA	Ducati Panigale V4R 1'39.968
2	9 D. PETRUCCI	Ducati Panigale V4R 1'40.431
3	19 A. BAUTISTA	Ducati Panigale V4R 1'40.471
4	1 T. RAZGATLIOGLU	BMW M1000RR 1'40.493
5	55 A. LOCATELLI	Yamaha YZF R1 1'40.512
6	22 A. LOWES	bimota KB998 Rimini 1'40.636
7	14 S. LOWES	Ducati Panigale V4R 1'40.686
8	29 A. IANNONE	Ducati Panigale V4R 1'40.704
9	47 A. BASSANI	bimota KB998 Rimini 1'40.727
10	77 D. AEGERTER	Yamaha YZF R1 1'40.757
11	97 X. VIERGE	Honda CBR1000 RR-R 1'40.793
12	45 S. REDDING	Ducati Panigale V4R 1'40.828
13	87 R. GARDNER	Yamaha YZF R1 1'40.882
14	60 M. VAN DER MARK	BMW M1000RR 1'40.913
15	7 I. LECUONA	Honda CBR1000 RR-R 1'41.154
16	5 Y. MONTELLA	Ducati Panigale V4R 1'41.252
17	99 B. SOFUOGLU	Yamaha YZF R1 1'41.373
18	31 G. GERLOFF	Kawasaki ZX-10RR 1'41.550
19	17 R. VICKERS	Ducati Panigale V4R 1'41.776
20	53 T. RABAT	Yamaha YZF R1 1'41.888
21	95 T. MACKENZIE	Honda CBR1000 RR-R 1'42.266
22	20 J. O'HALLORAN	Yamaha YZF R1 1'42.851
23	21 Z. ZAIDI	Honda CBR1000 RR-R 1'45.460

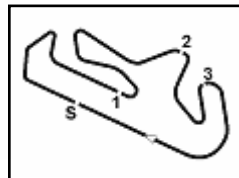
SPEED		
1	9 D. PETRUCCI	Ducati Panigale V4R 319,6
2	19 A. BAUTISTA	Ducati Panigale V4R 318,7
3	11 N. BULEGA	Ducati Panigale V4R 317,8
4	45 S. REDDING	Ducati Panigale V4R 316,8
5	7 I. LECUONA	Honda CBR1000 RR-R 316,8
6	5 Y. MONTELLA	Ducati Panigale V4R 315,9
7	14 S. LOWES	Ducati Panigale V4R 315,9
8	29 A. IANNONE	Ducati Panigale V4R 315,9
9	31 G. GERLOFF	Kawasaki ZX-10RR 315,0
10	1 T. RAZGATLIOGLU	BMW M1000RR 315,0
11	60 M. VAN DER MARK	BMW M1000RR 315,0
12	77 D. AEGERTER	Yamaha YZF R1 312,3
13	55 A. LOCATELLI	Yamaha YZF R1 312,3
14	47 A. BASSANI	bimota KB998 Rimini 312,3
15	97 X. VIERGE	Honda CBR1000 RR-R 311,4
16	22 A. LOWES	bimota KB998 Rimini 311,4
17	87 R. GARDNER	Yamaha YZF R1 310,5
18	17 R. VICKERS	Ducati Panigale V4R 308,7
19	53 T. RABAT	Yamaha YZF R1 307,8
20	20 J. O'HALLORAN	Yamaha YZF R1 307,0
21	99 B. SOFUOGLU	Yamaha YZF R1 306,1
22	95 T. MACKENZIE	Honda CBR1000 RR-R 302,7
23	21 Z. ZAIDI	Honda CBR1000 RR-R 300,2

SEG. 1			SEG. 2			SEG. 3			SEG. 4		
1	11 N. BULEGA	31.549	1	11 N. BULEGA	29.806	1	11 N. BULEGA	20.975	1	19 A. BAUTISTA	17.512
2	9 D. PETRUCCI	31.672	2	22 A. LOWES	29.816	2	1 T. RAZGATLIOGLU	21.056	2	11 N. BULEGA	17.524
3	45 S. REDDING	31.680	3	55 A. LOCATELLI	29.826	3	55 A. LOCATELLI	21.110	3	5 Y. MONTELLA	17.558
4	19 A. BAUTISTA	31.695	4	14 S. LOWES	29.833	4	19 A. BAUTISTA	21.115	4	14 S. LOWES	17.559
5	14 S. LOWES	31.716	5	9 D. PETRUCCI	29.889	5	9 D. PETRUCCI	21.146	5	22 A. LOWES	17.565
6	55 A. LOCATELLI	31.718	6	29 A. IANNONE	29.889	6	47 A. BASSANI	21.151	6	97 X. VIERGE	17.584
7	87 R. GARDNER	31.732	7	1 T. RAZGATLIOGLU	29.898	7	22 A. LOWES	21.156	7	77 D. AEGERTER	17.599
8	1 T. RAZGATLIOGLU	31.734	8	97 X. VIERGE	29.953	8	31 G. GERLOFF	21.186	8	29 A. IANNONE	17.619
9	22 A. LOWES	31.755	9	45 S. REDDING	29.965	9	29 A. IANNONE	21.215	9	47 A. BASSANI	17.634
10	47 A. BASSANI	31.774	10	77 D. AEGERTER	29.976	10	87 R. GARDNER	21.241	10	60 M. VAN DER MARK	17.636
11	60 M. VAN DER MARK	31.786	11	19 A. BAUTISTA	29.987	11	99 B. SOFUOGLU	21.242	11	7 I. LECUONA	17.659
12	77 D. AEGERTER	31.814	12	47 A. BASSANI	30.033	12	97 X. VIERGE	21.249	12	9 D. PETRUCCI	17.669
13	29 A. IANNONE	31.825	13	60 M. VAN DER MARK	30.051	13	45 S. REDDING	21.263	13	53 T. RABAT	17.692
14	5 Y. MONTELLA	31.860	14	87 R. GARDNER	30.072	14	60 M. VAN DER MARK	21.266	14	87 R. GARDNER	17.714
15	97 X. VIERGE	31.902	15	7 I. LECUONA	30.100	15	53 T. RABAT	21.268	15	1 T. RAZGATLIOGLU	17.723
16	7 I. LECUONA	31.928	16	99 B. SOFUOGLU	30.117	16	7 I. LECUONA	21.276	16	17 R. VICKERS	17.729
17	17 R. VICKERS	31.942	17	31 G. GERLOFF	30.196	17	14 S. LOWES	21.295	17	99 B. SOFUOGLU	17.754
18	31 G. GERLOFF	32.097	18	5 Y. MONTELLA	30.269	18	95 T. MACKENZIE	21.329	18	95 T. MACKENZIE	17.762
19	53 T. RABAT	32.142	19	17 R. VICKERS	30.380	19	5 Y. MONTELLA	21.350	19	31 G. GERLOFF	17.818
20	99 B. SOFUOGLU	32.162	20	53 T. RABAT	30.422	20	77 D. AEGERTER	21.357	20	45 S. REDDING	17.849
21	95 T. MACKENZIE	32.399	21	95 T. MACKENZIE	30.524	21	17 R. VICKERS	21.449	21	55 A. LOCATELLI	17.851
22	20 J. O'HALLORAN	32.612	22	20 J. O'HALLORAN	30.711	22	20 J. O'HALLORAN	21.473	22	20 J. O'HALLORAN	17.868
23	21 Z. ZAIDI	33.204	23	21 Z. ZAIDI	31.651	23	21 Z. ZAIDI	22.049	23	21 Z. ZAIDI	18.142

30/03/2025

These data/results cannot be reproduced, stored and/or transmitted in whole or in part by any manner of electronic, mechanical, photocopying, recording, broadcasting or otherwise now known or herein after developed without the previous express consent by the copyright owner, except for reproduction in daily press and regular printed publications on sale to the public within 60 days of the event related to those data/results and always provided that copyright symbol appears together as follows below.

© DORNA WSBK ORGANIZATION Srl 2025



Portimao 4.592 m

Portuguese Round, 28-30 March 2025

Ideal Times Warm Up

No.	Rider	Nat	Bike	Seg. 1	Seg. 2	Seg. 3	Seg. 4	Ideal Time		
				Diff. 1	Diff. 2	Diff. 3	Diff. 4	Best Lap	Pos.	Diff.
1	11 N. BULEGA	ITA	Ducati Panigale V4R	31.549 +0.033	29.806 +0.042	20.975	17.524 +0.039	1'39.854 1'39.968	1	0.114
2	22 A. LOWES	GBR	bimota KB998 Rimini	31.755 +0.293	29.816	21.156 +0.051	17.565	1'40.292 1'40.636	6	0.344
3	19 A. BAUTISTA	ESP	Ducati Panigale V4R	31.695	29.987	21.115	17.512 +0.162	1'40.309 1'40.471	3	0.162
4	9 D. PETRUCCI	ITA	Ducati Panigale V4R	31.672	29.889 +0.051	21.146 +0.004	17.669	1'40.376 1'40.431	2	0.055
5	14 S. LOWES	GBR	Ducati Panigale V4R	31.716 +0.188	29.833	21.295 +0.095	17.559	1'40.403 1'40.686	7	0.283
6	1 T. RAZGATLIOGLU	TUR	BMW M1000RR	31.734 +0.011	29.898 +0.071	21.056	17.723	1'40.411 1'40.493	4	0.082
7	55 A. LOCATELLI	ITA	Yamaha YZF R1	31.718	29.826	21.110	17.851 +0.007	1'40.505 1'40.512	5	0.007
8	29 A. IANNONE	ITA	Ducati Panigale V4R	31.825	29.889	21.215 +0.077	17.619 +0.079	1'40.548 1'40.704	8	0.156
9	47 A. BASSANI	ITA	bimota KB998 Rimini	31.774	30.033 +0.087	21.151	17.634 +0.048	1'40.592 1'40.727	9	0.135
10	97 X. VIERGE	ESP	Honda CBR1000 RR-R	31.902 +0.007	29.953 +0.072	21.249 +0.026	17.584	1'40.688 1'40.793	11	0.105
11	60 M. VAN DER MARK	NED	BMW M1000RR	31.786	30.051 +0.098	21.266 +0.064	17.636 +0.012	1'40.739 1'40.913	14	0.174
12	77 D. AEGERTER	SUI	Yamaha YZF R1	31.814 +0.006	29.976	21.357	17.599 +0.005	1'40.746 1'40.757	10	0.011
13	45 S. REDDING	GBR	Ducati Panigale V4R	31.680	29.965	21.263 +0.017	17.849 +0.054	1'40.757 1'40.828	12	0.071
14	87 R. GARDNER	AUS	Yamaha YZF R1	31.732 +0.079	30.072	21.241 +0.044	17.714	1'40.759 1'40.882	13	0.123
15	7 I. LECUONA	ESP	Honda CBR1000 RR-R	31.928 +0.148	30.100	21.276 +0.020	17.659 +0.023	1'40.963 1'41.154	15	0.191
16	5 Y. MONTELLA	ITA	Ducati Panigale V4R	31.860 +0.183	30.269	21.350 +0.032	17.558	1'41.037 1'41.252	16	0.215
17	99 B. SOFUOGLU	TUR	Yamaha YZF R1	32.162	30.117	21.242 +0.016	17.754 +0.082	1'41.275 1'41.373	17	0.098
18	31 G. GERLOFF	USA	Kawasaki ZX-10RR	32.097 +0.113	30.196	21.186 +0.113	17.818 +0.027	1'41.297 1'41.550	18	0.253
19	17 R. VICKERS	GBR	Ducati Panigale V4R	31.942	30.380	21.449 +0.104	17.729 +0.172	1'41.500 1'41.776	19	0.276
20	53 T. RABAT	ESP	Yamaha YZF R1	32.142 +0.191	30.422 +0.062	21.268 +0.027	17.692 +0.084	1'41.524 1'41.888	20	0.364
21	95 T. MACKENZIE	GBR	Honda CBR1000 RR-R	32.399 +0.020	30.524	21.329 +0.185	17.762 +0.047	1'42.014 1'42.266	21	0.252
22	20 J. O'HALLORAN	AUS	Yamaha YZF R1	32.612 +0.022	30.711	21.473 +0.094	17.868 +0.071	1'42.664 1'42.851	22	0.187
23	21 Z. ZAIDI	MAS	Honda CBR1000 RR-R	33.204 +0.266	31.651	22.049 +0.148	18.142	1'45.046 1'45.460	23	0.414
Overall Ideal Time				31.549	29.806	20.975	17.512	1'39.842		

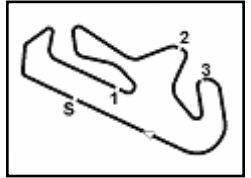
30/03/2025

These data/results cannot be reproduced, stored and/or transmitted in whole or in part by any manner of electronic, mechanical, photocopying, recording, broadcasting or otherwise now known or herein after developed without the previous express consent by the copyright owner, except for reproduction in daily press and regular printed publications on sale to the public within 60 days of the event related to those data/results and always provided that copyright symbol appears together as follows below.

© DORNA WSBK ORGANIZATION Srl 2025

FICR PERUGIA TIMING





Portimao 4.592 m

5 32.405 30.733 21.602 17.921 1'42.661 **302,7** 9:10'42.650

15° 7 I. LECUONA [1'41.154]							
Lap	Seg.1	Seg.2	Seg.3	Seg.4	Lap Time	km/h	Local Time
		31.710	22.566	18.025		54,2	9:02'22.915
1	32.522	30.250	21.306	17.755	1'41.833	307,0	9:04'04.748
2	32.128	30.222	21.276	17.671	1'41.297	313,2	9:05'46.045
3	32.076	30.100	21.296	17.682	1'41.154	310,5	9:07'27.199
4	31.928	30.120	21.370	17.746	1'41.164	314,1	9:09'08.363
5	31.993	30.173	21.372	17.659	1'41.197	316,8	9:10'49.560

22° 20 J. O'HALLORAN [1'42.851]							
Lap	Seg.1	Seg.2	Seg.3	Seg.4	Lap Time	km/h	Local Time
		32.170	22.265	17.966			9:02'24.519
1	32.827	30.870	21.885	17.868	1'43.450	301,8	9:04'07.969
2	32.634	30.711	21.567	17.939	1'42.851	300,2	9:05'50.820
3	36.630	31.173	21.888	18.099	1'47.790	307,0	9:07'38.610
4	32.674	30.730	21.473	18.021	1'42.898	302,7	9:09'21.508
5	32.612	30.837	21.561	17.929	1'42.939	299,3	9:11'04.447

16° 5 Y. MONTELLA [1'41.252]							
Lap	Seg.1	Seg.2	Seg.3	Seg.4	Lap Time	km/h	Local Time
		31.853	21.919	17.748			9:02'06.912
1	32.979	30.600	21.917	17.711	1'43.207	301,8	9:03'50.119
2	32.043	30.269	21.382	17.558	1'41.252	309,6	9:05'31.371
3	31.868	30.420	21.472	17.679	1'41.439	314,1	9:07'12.810
4	31.860	30.431	21.350	17.796	1'41.437	315,9	9:08'54.247
5	31.956	30.370	21.438	17.713	1'41.477	311,4	9:10'35.724

23° 21 Z. ZAIDI [1'45.460]							
Lap	Seg.1	Seg.2	Seg.3	Seg.4	Lap Time	km/h	Local Time
		33.955	24.309	18.301			9:02'14.957
1	33.812	32.068	22.172	18.200	1'46.252	296,1	9:04'01.209
2	33.470	31.651	22.197	18.142	1'45.460	292,1	9:05'46.669
3	33.204	32.129	22.067	18.146	1'45.546	289,7	9:07'32.215
4	36.889	36.489	22.781	18.684	1'54.843	300,2	9:09'27.058
5	33.350	31.867	22.049	18.268	1'45.534	299,3	9:11'12.592

17° 99 B. SOFUGLU [1'41.373]							
Lap	Seg.1	Seg.2	Seg.3	Seg.4	Lap Time	km/h	Local Time
		32.184	22.110	17.948			9:01'57.682
1	32.593	30.341	21.242	17.754	1'41.930	305,2	9:03'39.612
2	32.396	30.360	21.271	17.826	1'41.853	305,2	9:05'21.465
3	32.239	30.263	21.484	17.870	1'41.856	301,8	9:07'03.321
4	32.449	33.691	23.775	17.944	1'47.859	306,1	9:08'51.180
5	32.162	30.117	21.258	17.836	1'41.373	306,1	9:10'32.553

18° 31 G. GERLOFF [1'41.550]							
Lap	Seg.1	Seg.2	Seg.3	Seg.4	Lap Time	km/h	Local Time
		31.800	27.755	17.882			9:02'08.907
1	32.289	30.288	21.186	17.818	1'41.581	307,8	9:03'50.488
2	32.210	30.196	21.299	17.845	1'41.550	301,8	9:05'32.038
3	32.097	30.216	21.559	17.935	1'41.807	310,5	9:07'13.845
4	32.136	36.353	21.471	18.083	1'48.043	311,4	9:09'01.888
5	32.329	30.264	21.374	18.131	1'42.098	315,0	9:10'43.986

19° 17 R. VICKERS [1'41.776]							
Lap	Seg.1	Seg.2	Seg.3	Seg.4	Lap Time	km/h	Local Time
		32.268	22.582	18.109			9:02'32.109
1	32.617	30.788	21.950	17.909	1'43.264	299,3	9:04'15.373
2	32.365	30.526	22.320	18.052	1'43.263	299,3	9:05'58.636
3	32.237	30.582	21.449	17.884	1'42.152	301,0	9:07'40.788
4	31.942	30.380	21.553	17.901	1'41.776	308,7	9:09'22.564
5	32.053	30.553	21.719	17.729	1'42.054	304,4	9:11'04.618

20° 53 T. RABAT [1'41.888]							
Lap	Seg.1	Seg.2	Seg.3	Seg.4	Lap Time	km/h	Local Time
		32.003	22.598	18.013			9:02'23.449
1	32.591	30.525	21.398	17.692	1'42.206	303,5	9:04'05.655
2	32.333	30.484	21.295	17.776	1'41.888	299,3	9:05'47.543
3	32.315	30.422	21.360	17.850	1'41.947	300,2	9:07'29.490
4	32.279	30.482	21.268	17.907	1'41.936	306,1	9:09'11.426
5	32.142	30.547	21.326	17.975	1'41.990	307,8	9:10'53.416

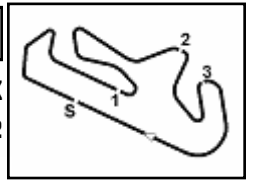
21° 95 T. MACKENZIE [1'42.266]							
Lap	Seg.1	Seg.2	Seg.3	Seg.4	Lap Time	km/h	Local Time
		32.435	24.477	17.950			9:02'09.438
1	33.144	30.886	21.716	17.867	1'43.613	299,3	9:03'53.051
2	32.698	30.524	21.329	17.766	1'42.317	301,8	9:05'35.368
3	32.399	30.568	21.626	17.762	1'42.355	301,8	9:07'17.723
4	32.419	30.524	21.514	17.809	1'42.266	302,7	9:08'59.989

30/03/2025 P = Pits In/Out - C = Lap Time Cancelled

These data/results cannot be reproduced, stored and/or transmitted in whole or in part by any manner of electronic, mechanical, photocopying, recording, broadcasting or otherwise now known or herein after developed without the previous express consent by the copyright owner, except for reproduction in daily press and regular printed publications on sale to the public within 60 days of the event related to those data/results and always provided that copyright symbol appears together as follows below.

© DORNA WSBK ORGANIZATION Srl 2025





Portimao 4.592 m

Portuguese Round, 28-30 March 2025

Best Laps & Speeds

No.	Rider	Nat	Best Lap		FP1		FP2		FP3		SP		RC1		WUP	
			LL	SPD	LL	SPD	LL	SPD	LL	SPD	LL	SPD	LL	SPD	LL	SPD
1	T. RAZGATLIOGLU BMW M1000RR	TUR	1'39.081 59 321,5				1'39.995 19 315,0	1'39.446 8 318,7	1'39.081 6 315,9	1'40.351 20 321,5	1'40.493 5 315,0					
2	N. BULEGA Ducati Panigale V4R	ITA	1'39.326 80 319,6		1'40.977 20 319,6	1'40.294 20 315,9	1'40.551 10 318,7	1'39.326 6 314,1	1'40.429 20 319,6	1'39.968 4 317,8						
3	D. PETRUCCI Ducati Panigale V4R	ITA	1'39.483 72 319,6		1'41.237 18 318,7	1'40.757 15 315,9	1'39.802 8 317,8	1'39.483 6 317,8	1'40.889 20 317,8	1'40.431 5 319,6						
4	A. LOCATELLI Yamaha YZF R1	ITA	1'39.609 74 312,3		1'41.754 16 310,5	1'41.035 19 311,4	1'40.500 8 312,3	1'39.609 6 312,3	1'40.685 20 310,5	1'40.512 5 312,3						
5	S. LOWES Ducati Panigale V4R	GBR	1'39.662 53 315,9		1'41.613 16 314,1	1'40.860 11 314,1	1'40.122 8 313,2	1'39.662 6 309,6	1'40.849 7 309,6	1'40.686 5 315,9						
6	X. VIERGE Honda CBR1000 RR-R	ESP	1'39.711 76 315,0		1'41.519 16 312,3	1'41.143 18 313,2	1'41.079 11 315,0	1'39.711 6 314,1	1'40.753 20 310,5	1'40.793 5 311,4						
7	M. VAN DER MARK BMW M1000RR	NED	1'39.816 72 316,8		1'41.049 15 316,8	1'40.506 18 314,1	1'40.433 8 316,8	1'39.816 6 314,1	1'40.913 20 314,1	1'40.913 5 315,0						
8	D. AEGERTER Yamaha YZF R1	SUI	1'39.849 75 315,9		1'42.600 16 307,8	1'41.428 19 310,5	1'40.735 9 309,6	1'39.849 6 312,3	1'41.038 20 315,9	1'40.757 5 312,3						
9	A. BAUTISTA Ducati Panigale V4R	ESP	1'39.874 59 318,7		1'40.996 20 318,7	1'40.706 19 315,9	1'40.001 9 316,8	1'39.874 6 315,0	192,5	1'40.471 5 318,7						
10	R. GARDNER Yamaha YZF R1	AUS	1'39.878 74 314,1		1'41.972 15 312,3	1'41.094 17 313,2	1'40.559 10 314,1	1'39.878 7 310,5	1'41.073 20 312,3	1'40.882 5 310,5						
11	I. LECUONA Honda CBR1000 RR-R	ESP	1'40.077 71 317,8		1'42.795 16 311,4	1'41.737 16 313,2	1'41.094 8 317,8	1'40.077 6 314,1	1'41.403 20 314,1	1'41.154 5 316,8						
12	A. LOWES bimota KB998 Rimini	GBR	1'40.081 66 313,2		1'41.189 17 313,2	1'40.872 20 310,5	1'40.081 11 311,4	1'47.431 4 307,0	1'41.043 9 308,7	1'40.636 5 311,4						
13	Y. MONTELLA Ducati Panigale V4R	ITA	1'40.318 59 316,8		1'41.099 19 315,9	1'40.788 18 316,8	1'41.230 11 316,8	1'40.318 4 315,0	1'41.835 2 305,2	1'41.252 5 315,9						
14	A. IANNONE Ducati Panigale V4R	ITA	1'40.366 64 317,8		1'41.185 14 316,8	1'40.595 12 312,3	1'40.960 8 310,5	1'40.366 5 315,9	1'41.347 20 317,8	1'40.704 5 315,9						
15	A. BASSANI bimota KB998 Rimini	ITA	1'40.401 73 312,3		1'41.046 16 309,6	1'41.261 18 309,6	1'40.917 9 312,3	1'40.401 5 308,7	1'41.358 20 309,6	1'40.727 5 312,3						
16	S. REDDING Ducati Panigale V4R	GBR	1'40.444 51 318,7		1'41.825 16 316,8	1'40.826 16 318,7	1'40.994 8 317,8	1'40.444 6 315,0	200,3	1'40.828 5 316,8						
17	G. GERLOFF Kawasaki ZX-10RR	USA	1'40.661 62 317,8		1'43.414 3 306,1	1'42.009 17 315,0	1'41.141 11 316,8	1'40.661 6 315,0	1'41.799 20 317,8	1'41.550 5 315,0						
18	B. SOFUOGLU Yamaha YZF R1	TUR	1'40.838 71 307,8		1'42.825 14 305,2	1'42.464 17 307,0	1'41.729 9 307,8	1'40.838 6 307,0	1'42.105 20 307,0	1'41.373 5 306,1						
19	T. RABAT Yamaha YZF R1	ESP	1'41.213 63 307,8		1'43.899 2 302,7	1'42.446 21 304,4	1'41.986 9 303,5	1'41.213 6 301,8	1'42.357 20 304,4	1'41.888 5 307,8						
20	R. VICKERS Ducati Panigale V4R	GBR	1'41.227 67 310,5		1'42.402 17 310,5	1'41.856 15 307,8	1'41.971 5 309,6	1'41.227 5 308,7	1'42.308 20 308,7	1'41.776 5 308,7						
21	T. MACKENZIE Honda CBR1000 RR-R	GBR	1'41.414 66 311,4		1'42.167 15 309,6	1'41.904 13 306,1	1'41.741 8 311,4	1'41.414 5 308,7	1'42.177 20 307,0	1'42.266 5 302,7						
22	J. O'HALLORAN Yamaha YZF R1	AUS	1'42.219 69 307,0		1'45.777 14 296,9	1'43.967 14 299,3	1'43.096 10 302,7	1'42.219 6 304,4	1'43.299 20 303,5	1'42.851 5 307,0						
23	Z. ZAIDI Honda CBR1000 RR-R	MAS	1'43.847 61 302,7		1'45.311 15 298,5	1'44.771 15 302,7	1'44.208 10 302,7	1'43.847 6 299,3	1'44.665 10 301,8	1'45.460 5 300,2						

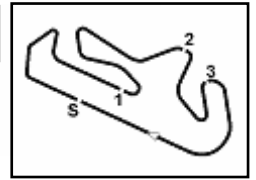
30/03/2025

These data/results cannot be reproduced, stored and/or transmitted in whole or in part by any manner of electronic, mechanical, photocopying, recording, broadcasting or otherwise now known or herein after developed without the previous express consent by the copyright owner, except for reproduction in daily press and regular printed publications on sale to the public within 60 days of the event related to those data/results and always provided that copyright symbol appears together as follows below.

© DORNA WSBK ORGANIZATION Srl 2025

FICR PERUGIA TIMING





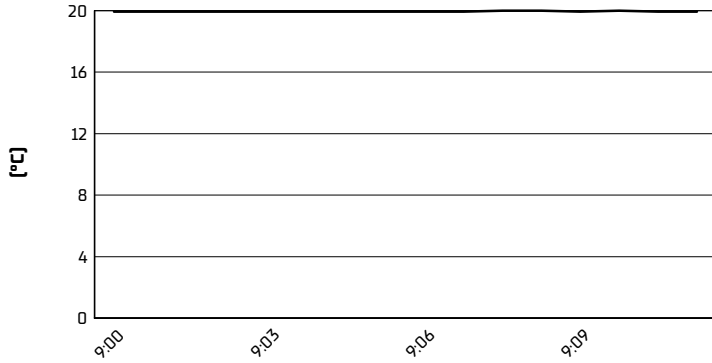
Portimao 4.592 m

Portuguese Round, 28-30 March 2025

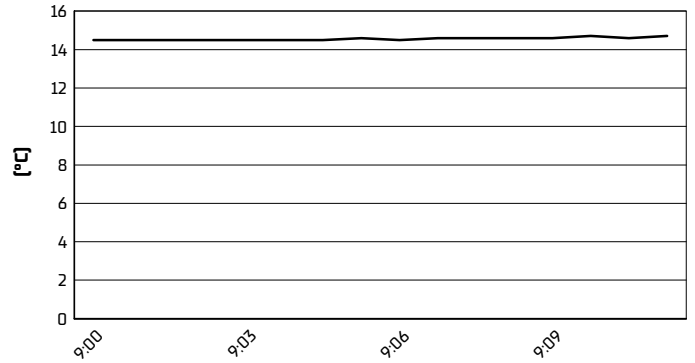
Weather Report Warm Up

Session started 09:00 - Session ended 9:12

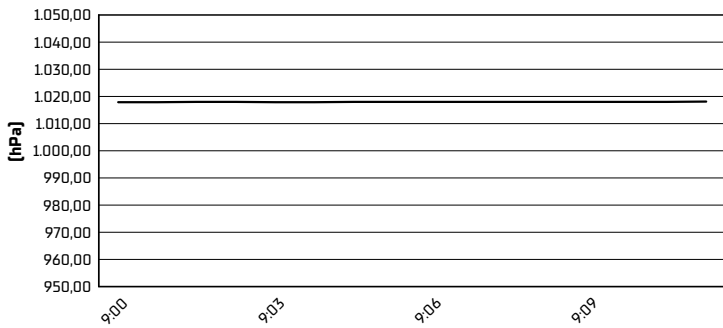
Air Temperature



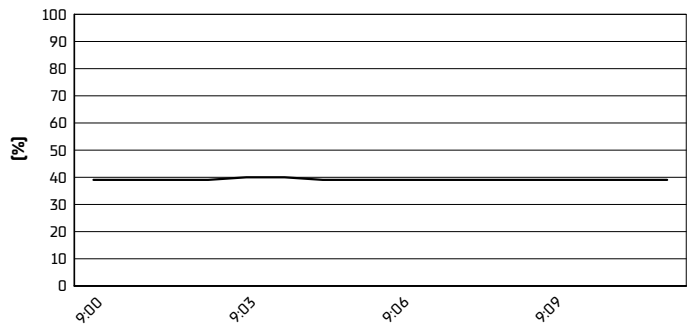
Track Temperature



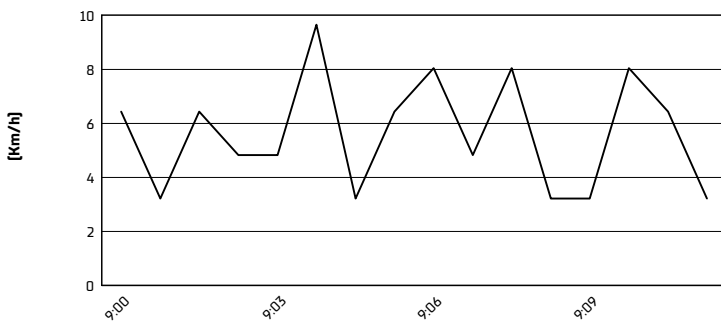
Air Pressure



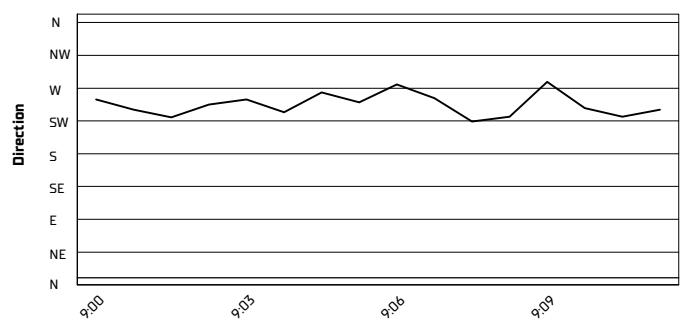
Humidity



Wind Speed



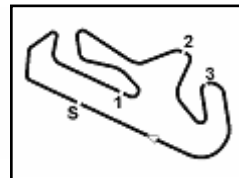
Wind Direction



30/03/2025

These data/results cannot be reproduced, stored and/or transmitted in whole or in part by any manner of electronic, mechanical, photocopying, recording, broadcasting or otherwise now known or herein after developed without the previous express consent by the copyright owner, except for reproduction in daily press and regular printed publications on sale to the public within 60 days of the event related to those data/results and always provided that copyright symbol appears together as follows below.

© DORNA WSBK ORGANIZATION Srl 2025



Portimao 4.592 m

Portuguese Round, 28-30 March 2025

Starting Grid - Tissot Superpole Race (10 Laps x 4,592 km = 45,920 km)

1	1	1 RAZGATLIOGLU T. BMW 1'39.081	2	11 BULEGA N. Ducati 1'39.326	3	9 PETRUCCI D. Ducati 1'39.483
2	4	55 LOCATELLI A. Yamaha 1'39.609	5	14 LOWES S. Ducati 1'39.662	6	97 VIERGE X. Honda 1'39.711
3	7	60 VAN DER MARK M. BMW 1'39.816	8	77 AEGERTER D. Yamaha 1'39.849	9	19 BAUTISTA A. Ducati 1'39.874
4	10	87 GARDNER R. Yamaha 1'39.878	11	7 LECUONA I. Honda 1'40.077	12	5 MONTELLA Y. Ducati 1'40.318
5	13	29 IANNONE A. Ducati 1'40.366	14	47 BASSANI A. bimota 1'40.401	15	45 REDDING S. Ducati 1'40.444
6	16	31 GERLOFF G. Kawasaki 1'40.661	17	99 SOFUOGLU B. Yamaha 1'40.838	18	53 RABAT T. Yamaha 1'41.213
7	19	17 VICKERS R. Ducati 1'41.227	20	95 MACKENZIE T. Honda 1'41.414	21	20 O'HALLORAN J. Yamaha 1'42.219
8	22	21 ZAIDI Z. Honda 1'43.847	23	22 LOWES A. bimota 1'47.431		