

Portimao 4.592 m

Portuguese Round, 28-30 March 2025
Chronological Analysis Race 2

Start at 12:35'50.110

1 / 5

1° 11 B. BENDSNEYDER [1'43.208]							
Lap	Seg1	Seg2	Seg3	Seg4	Lap Time	km/h	Local Time
1		31.555	21.863	18.161	1'46.293	167,7	12:37'36.403
2	33.202	30.744	21.415	18.088	1'43.449	282,9	12:39'19.852
3	33.260	30.650	21.483	18.167	1'43.560	285,2	12:41'03.412
4	33.187	30.569	21.485	18.127	1'43.368	284,4	12:42'46.780
5	33.042	30.745	21.427	18.093	1'43.307	284,4	12:44'30.087
6	33.211	30.579	21.442	18.162	1'43.394	282,9	12:46'13.481
7	33.140	30.615	21.495	18.195	1'43.445	283,7	12:47'56.926
8	33.288	30.799	21.531	18.220	1'43.838	285,9	12:49'40.764
9	33.441	30.935	21.800	18.114	1'44.290	289,0	12:51'25.054
10	32.905	30.718	21.495	18.145	1'43.263	289,7	12:53'08.317
11	33.019	30.680	21.501	18.143	1'43.343	285,2	12:54'51.660
12	33.851	30.638	21.558	18.201	1'44.248	286,7	12:56'35.908
13	33.109	30.576	21.455	18.235	1'43.375	277,8	12:58'19.283
14	33.173	30.575	21.344	18.229	1'43.321	275,7	13:00'02.604
15	33.125	30.557	21.285	18.241	1'43.208	275,7	13:01'45.812
16	33.069	30.538	21.354	18.273	1'43.234	278,6	13:03'29.046
17	33.164	30.623	21.485	18.365	1'43.637	277,8	13:05'12.683

Race Time 29'22.573

2° 62 S. MANZI [1'43.318]							
Lap	Seg1	Seg2	Seg3	Seg4	Lap Time	km/h	Local Time
1		30.551	21.408	18.307	1'44.232	171,7	12:37'34.342
2	33.163	30.772	21.420	18.295	1'43.650	273,6	12:39'17.992
3	33.055	30.604	21.454	18.351	1'43.464	276,4	12:41'01.456
4	33.078	30.603	21.531	18.386	1'43.598	272,9	12:42'45.054
5	33.102	30.620	21.515	18.383	1'43.620	278,6	12:44'28.674
6	33.086	30.720	21.503	18.406	1'43.715	275,7	12:46'12.389
7	33.062	30.665	21.562	18.457	1'43.746	277,1	12:47'56.135
8	33.108	30.531	21.524	18.417	1'43.580	280,0	12:49'39.715
9	33.261	30.812	21.529	18.412	1'44.014	277,1	12:51'23.729
10	33.164	30.784	21.485	18.412	1'43.845	275,0	12:53'07.574
11	33.131	30.653	21.600	18.459	1'43.843	276,4	12:54'51.417
12	33.664	30.797	21.585	18.419	1'44.465	275,0	12:56'35.882
13	33.266	30.681	21.486	18.343	1'43.776	275,7	12:58'19.658
14	32.980	30.595	21.366	18.377	1'43.318	277,8	13:00'02.976
15	32.957	30.617	21.457	18.422	1'43.453	280,0	13:01'46.429
16	33.251	30.680	21.643	18.523	1'44.097	277,1	13:03'30.526
17	33.279	30.938	21.750	18.538	1'44.505	277,1	13:05'15.031

Race Time 29'24.921

3° 69 T. BOOTH-AMOS [1'43.160]							
Lap	Seg1	Seg2	Seg3	Seg4	Lap Time	km/h	Local Time
1		31.078	21.620	18.108	1'45.672	173,1	12:37'35.782
2	33.368	30.898	21.494	18.059	1'43.819	284,4	12:39'19.601
3	33.126	30.637	21.663	18.133	1'43.559	281,5	12:41'03.160
4	33.142	30.488	21.460	18.070	1'43.160	282,9	12:42'46.320
5	33.101	30.755	21.463	18.083	1'43.402	283,7	12:44'29.722
6	33.087	30.601	21.477	18.150	1'43.315	281,5	12:46'13.037
7	33.060	30.805	21.628	18.187	1'43.680	284,4	12:47'56.717
8	33.136	30.962	21.586	18.124	1'43.808	281,5	12:49'40.525
9	33.439	31.116	21.722	18.095	1'44.372	277,1	12:51'24.897
10	33.265	30.776	21.586	18.095	1'43.722	282,9	12:53'08.619
11	33.069	30.805	21.648	18.085	1'43.607	287,4	12:54'52.226
12	33.508	30.797	21.974	18.161	1'44.440	278,6	12:56'36.666
13	33.032	30.895	21.652	18.238	1'43.817	282,9	12:58'20.483
14	33.124	30.934	21.664	18.278	1'44.000	282,9	13:00'04.483
15	33.240	30.899	21.578	18.213	1'43.930	282,2	13:01'48.413
16	33.119	30.872	21.566	18.237	1'43.794	285,2	13:03'32.207
17	33.247	30.802	21.653	18.217	1'43.919	279,3	13:05'16.126

Race Time 29'26.016

4° 94 L. MAHIAS [1'43.436]							
Lap	Seg1	Seg2	Seg3	Seg4	Lap Time	km/h	Local Time
1		30.579	21.356	18.102	1'44.280	163,9	12:37'34.390

2	33.262	30.858	21.373	18.190	1'43.683	274,3	12:39'18.073
3	33.237	30.616	21.373	18.210	1'43.436	275,7	12:41'01.509
4	33.283	30.665	21.396	18.276	1'43.620	275,7	12:42'45.129
5	33.182	30.694	21.464	18.282	1'43.622	277,8	12:44'28.751
6	33.172	30.805	21.413	18.306	1'43.696	275,0	12:46'12.447
7	33.211	30.743	21.455	18.344	1'43.753	273,6	12:47'56.200
8	33.290	30.563	21.431	18.307	1'43.591	274,3	12:49'39.791
9	33.503	30.788	21.399	18.347	1'44.037	273,6	12:51'23.828
10	33.481	30.618	21.419	18.307	1'43.825	277,8	12:53'07.653
11	33.219	30.731	21.527	18.360	1'43.837	275,7	12:54'51.490
12	34.185	31.053	21.446	18.164	1'44.848	277,8	12:56'36.338
13	33.260	30.558	21.354	18.331	1'43.503	271,6	12:58'19.841
14	33.145	31.187	21.525	18.278	1'44.135	277,8	13:00'03.976
15	33.432	30.825	21.411	18.346	1'44.014	272,3	13:01'47.990
16	33.501	31.119	21.515	18.350	1'44.485	271,6	13:03'32.475
17	33.311	30.822	21.552	18.207	1'43.892	277,8	13:05'16.367

Race Time 29'26.257

5° 53 V. DEBISE [1'43.290]							
Lap	Seg1	Seg2	Seg3	Seg4	Lap Time	km/h	Local Time
1		31.034	21.788	18.284	1'46.621	178,5	12:37'36.731
2	34.634	31.251	21.737	18.007	1'45.629	275,7	12:39'22.360
3	33.117	30.616	21.423	18.134	1'43.290	286,7	12:41'05.650
4	32.940	30.719	21.564	18.183	1'43.406	280,0	12:42'49.056
5	32.897	30.795	21.528	18.179	1'43.399	282,2	12:44'32.455
6	33.170	30.679	21.575	18.212	1'43.636	280,0	12:46'16.091
7	33.086	30.561	21.502	18.239	1'43.388	280,0	12:47'59.479
8	33.065	30.609	21.409	18.266	1'43.349	280,0	12:49'42.828
9	33.001	30.683	21.458	18.192	1'43.334	280,7	12:51'26.162
10	33.370	30.781	21.428	18.232	1'43.811	280,0	12:53'09.973
11	33.120	30.667	21.449	18.272	1'43.508	281,5	12:54'53.481
12	33.158	30.723	21.616	18.267	1'43.764	279,3	12:56'37.245
13	33.205	30.848	21.400	18.263	1'43.716	282,9	12:58'20.961
14	33.174	30.863	21.540	18.351	1'43.928	282,9	13:00'04.889
15	32.961	30.947	21.540	18.347	1'43.795	286,7	13:01'48.684
16	33.362	30.847	21.552	18.242	1'44.003	280,7	13:03'32.687
17	33.107	30.947	21.573	18.269	1'43.896	284,4	13:05'16.583

Race Time 29'26.473

6° 52 J. ALCOBA [1'43.332]							
Lap	Seg1	Seg2	Seg3	Seg4	Lap Time	km/h	Local Time
1		31.068	21.901	18.177	1'46.711	177,6	12:37'36.821
2	33.078	30.923	21.530	18.106	1'43.637	281,5	12:39'20.458
3	33.049	30.690	21.548	18.223	1'43.510	283,7	12:41'03.968
4	33.050	30.661	21.535	18.197	1'43.443	283,7	12:42'47.411
5	33.116	30.629	21.606	18.226	1'43.577	283,7	12:44'30.988
6	33.048	30.584	21.468	18.232	1'43.332	280,7	12:46'14.320
7	33.263	30.551	21.505	18.255	1'43.574	282,9	12:47'57.894
8	33.071	30.648	21.510	18.230	1'43.459	280,7	12:49'41.353
9	33.440	30.686	21.681	18.219	1'44.026	285,2	12:51'25.379
10	33.671	30.513	21.546	18.272	1'44.002	286,7	12:53'09.381
11	33.171	30.647	21.483	18.230	1'43.531	284,4	12:54'52.912
12	33.297	30.805	21.814	18.182	1'44.098	282,9	12:56'37.010
13	33.703	30.803	21.503	18.233	1'44.242	283,7	12:58'21.252
14	33.154	30.725	21.694	18.153	1'43.726	287,4	13:00'04.978
15	33.229	30.783	21.621	18.289	1'43.922	282,9	13:01'48.900
16	33.177	31.025	21.654	18.291	1'44.147	286,7	13:03'33.047
17	33.079	30.834	21.554	18.231	1'43.698	286,7	13:05'16.745

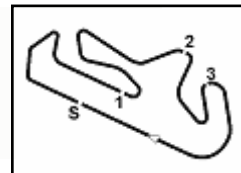
Race Time 29'26.635

7° 51 J. MASIA [1'43.354]							
Lap	Seg1	Seg2	Seg3	Seg4	Lap Time	km/h	Local Time
1		30.767	21.375	18.325	1'44.777	173,7	12:37'34.887
2	33.037	30.736	21.440	18.141	1'43.354	285,2	12:39'18.241
3	33.244	30.651	21.412	18.252	1'43.559	277,1	12:41'01.800
4	33.218	30.632	21.467	18.240	1'43.557	281,5	12:42'45.357

30/03/2025 P = Pits In/Out - C = Lap Time Cancelled

These data/results cannot be reproduced, stored and/or transmitted in whole or in part by any manner of electronic, mechanical, photocopying, recording, broadcasting or otherwise now known or herein after developed without the previous express consent by the copyright owner, except for reproduction in daily press and regular printed publications on sale to the public within 60 days of the event related to those data/results and always provided that copyright symbol appears together as follows below.

© DORNA WSBK ORGANIZATION Srl 2025



Portimao 4.592 m

Portuguese Round, 28-30 March 2025
Chronological Analysis Race 2

Start at 12:35'50.110

2 / 5

5	33.171	30.753	21.465	18.276	1'43.665	268,2	12:44'29.022	8	34.313	30.664	21.551	18.342	1'44.870	278,6	12:49'44.281
6	33.144	30.851	21.446	18.307	1'43.748	280,0	12:46'12.770	9	33.262	30.730	21.790	18.444	1'44.226	280,7	12:51'28.507
7	33.152	30.686	21.553	18.360	1'43.751	282,2	12:47'56.521	10	33.125	30.594	21.817	18.391	1'43.927	281,5	12:53'12.434
8	33.215	30.736	21.559	18.388	1'43.898	284,4	12:49'40.419	11	33.321	30.713	21.652	18.447	1'44.133	280,7	12:54'56.567
9	33.300	30.849	21.555	18.327	1'44.031	285,2	12:51'24.450	12	33.433	30.742	21.777	18.400	1'44.352	278,6	12:56'40.919
10	33.218	30.774	21.500	18.323	1'43.815	282,2	12:53'08.265	13	33.349	30.823	21.734	18.438	1'44.344	277,8	12:58'25.263
11	33.246	30.739	21.538	18.383	1'43.906	285,2	12:54'52.171	14	33.365	30.843	21.761	18.609	1'44.578	276,4	13:00'09.841
12	33.751	30.970	21.724	18.329	1'44.774	288,2	12:56'36.945	15	33.631	30.879	21.754	18.513	1'44.777	276,4	13:01'54.618
13	32.997	30.865	21.543	18.422	1'43.827	285,2	12:58'20.772	16	33.467	31.077	21.862	18.515	1'44.921	282,9	13:03'39.539
14	33.225	30.813	21.588	18.429	1'44.055	285,2	13:00'04.822	17	33.569	31.067	21.943	18.501	1'45.080	274,3	13:05'24.619
15	33.567	30.915	21.560	18.472	1'44.514	285,9	13:01'49.341								
16	33.283	30.944	21.638	18.277	1'44.142	288,2	13:03'33.483								
17	33.010	31.134	21.801	18.490	1'44.435	287,4	13:05'17.918								

Race Time 29'27.808

Race Time 29'34.509

8° 23 M. SCHROETTER [1'43.346]							
Lap	Seg1	Seg2	Seg3	Seg4	Lap Time	km/h	Local Time
1		31.115	21.790	18.409	1'46.583	175,1	12:37'36.693
2	33.328	31.036	21.434	18.193	1'43.991	281,5	12:39'20.684
3	33.116	30.611	21.456	18.328	1'43.511	283,7	12:41'04.195
4	33.128	30.612	21.405	18.201	1'43.346	283,7	12:42'47.541
5	33.229	30.667	21.468	18.308	1'43.672	287,4	12:44'31.213
6	33.170	30.568	21.343	18.294	1'43.375	282,2	12:46'14.588
7	33.110	30.865	21.493	18.421	1'43.889	283,7	12:47'58.477
8	33.294	30.765	21.539	18.439	1'44.037	279,3	12:49'42.514
9	33.368	30.915	21.469	18.324	1'44.076	277,8	12:51'26.590
10	33.198	30.781	21.410	18.329	1'43.718	282,2	12:53'10.308
11	33.247	30.584	21.453	18.329	1'43.613	282,9	12:54'53.921
12	33.319	30.677	21.508	18.276	1'43.780	280,7	12:56'37.701
13	33.171	31.058	21.430	18.426	1'44.085	282,9	12:58'21.786
14	33.204	30.759	21.390	18.422	1'43.775	282,2	13:00'05.561
15	33.181	30.835	21.458	18.370	1'43.844	279,3	13:01'49.405
16	33.046	30.892	21.599	18.344	1'43.881	286,7	13:03'33.286
17	33.188	31.021	22.086	18.386	1'44.681	286,7	13:05'17.967

Race Time 29'27.857

9° 24 L. TACCINI [1'43.657]							
Lap	Seg1	Seg2	Seg3	Seg4	Lap Time	km/h	Local Time
1		31.673	21.619	18.173	1'47.897	184,0	12:37'38.007
2	33.581	30.875	21.632	18.144	1'44.232	287,4	12:39'22.239
3	33.292	30.986	21.692	18.202	1'44.172	286,7	12:41'06.411
4	33.342	30.878	21.625	18.282	1'44.127	284,4	12:42'50.538
5	33.272	30.796	21.563	18.199	1'43.830	283,7	12:44'34.368
6	33.161	30.733	21.624	18.179	1'43.697	283,7	12:46'18.065
7	32.959	30.823	21.526	18.349	1'43.657	285,9	12:48'01.722
8	33.184	30.793	21.558	18.277	1'43.812	281,5	12:49'45.534
9	33.106	31.035	21.546	18.223	1'43.910	285,9	12:51'29.444
10	33.221	30.761	21.586	18.315	1'43.883	286,7	12:53'13.327
11	33.229	30.800	21.589	18.315	1'43.933	285,2	12:54'57.260
12	33.397	30.777	21.705	18.277	1'44.156	285,2	12:56'41.416
13	33.270	30.777	21.703	18.384	1'44.134	282,9	12:58'25.550
14	33.314	30.905	21.746	18.384	1'44.349	283,7	13:00'09.899
15	33.252	31.011	21.738	18.528	1'44.529	284,4	13:01'54.428
16	33.395	31.215	21.719	18.454	1'44.783	282,9	13:03'39.211
17	33.484	31.215	21.954	18.421	1'45.074	282,2	13:05'24.285

Race Time 29'34.175

10° 65 P. OETTL [1'43.496]							
Lap	Seg1	Seg2	Seg3	Seg4	Lap Time	km/h	Local Time
1		31.152	21.694	18.311	1'46.176	177,1	12:37'36.286
2	33.541	31.425	21.532	18.200	1'44.698	278,6	12:39'20.984
3	33.235	30.632	21.513	18.214	1'43.594	286,7	12:41'04.578
4	33.104	30.670	21.517	18.205	1'43.496	285,2	12:42'48.074
5	33.235	30.699	21.586	18.213	1'43.733	282,9	12:44'31.807
6	33.201	30.620	21.640	18.317	1'43.778	281,5	12:46'15.585
7	33.188	30.624	21.652	18.362	1'43.826	280,0	12:47'59.411

11° 6 C. PEROLARI [1'43.682]							
Lap	Seg1	Seg2	Seg3	Seg4	Lap Time	km/h	Local Time
1		31.104	21.674	18.096	1'47.053	177,6	12:37'37.163
2	33.303	30.952	21.616	18.080	1'43.951	269,6	12:39'21.114
3	33.282	30.712	21.564	18.124	1'43.682	275,7	12:41'04.796
4	33.262	30.755	21.659	18.270	1'43.946	276,4	12:42'48.742
5	33.283	31.191	21.839	18.316	1'44.629	277,1	12:44'33.371
6	33.364	30.953	21.849	18.394	1'44.560	279,3	12:46'17.931
7	33.504	31.040	21.733	18.389	1'44.666	275,0	12:48'02.597
8	33.537	31.031	21.813	18.519	1'44.900	277,1	12:49'47.497
9	33.758	31.162	21.973	18.416	1'45.309	277,8	12:51'32.806
10	33.504	31.125	21.863	18.473	1'44.965	277,8	12:53'17.771
11	33.624	31.083	21.993	18.489	1'45.189	276,4	12:55'02.960
12	33.561	31.036	21.958	18.435	1'44.990	276,4	12:56'47.950
13	33.409	31.079	21.829	18.557	1'44.874	275,0	12:58'32.824
14	33.515	31.166	21.912	18.609	1'45.202	275,0	13:00'18.026
15	33.524	31.134	21.953	18.556	1'45.167	275,7	13:02'03.193
16	33.560	31.134	21.904	18.562	1'45.160	276,4	13:03'48.353
17	33.520	31.244	21.961	18.616	1'45.341	276,4	13:05'33.694

Race Time 29'43.584

12° 77 F. FARIOLI [1'43.855]							
Lap	Seg1	Seg2	Seg3	Seg4	Lap Time	km/h	Local Time
1		31.465	21.795	18.176	1'48.246	193,5	12:37'38.356
2	33.631	31.232	21.586	18.109	1'44.558	289,7	12:39'22.914
3	33.336	30.801	21.471	18.247	1'43.855	286,7	12:41'06.769
4	33.476	30.766	22.030	18.464	1'44.736	283,7	12:42'51.505
5	33.522	31.084	21.755	18.449	1'44.810	285,2	12:44'36.315
6	33.789	31.002	21.734	18.631	1'45.156	280,7	12:46'21.471
7	33.840	31.180	21.657	18.608	1'45.285	279,3	12:48'06.756
8	33.850	31.443	21.670	18.686	1'45.649	280,7	12:49'52.405
9	33.812	31.138	21.777	18.516	1'45.243	280,0	12:51'37.648
10	33.652	31.151	21.799	18.569	1'45.171	282,2	12:53'22.819
11	33.848	31.037	21.655	18.472	1'45.012	283,7	12:55'07.831
12	33.598	31.260	21.629	18.462	1'44.949	284,4	12:56'52.780
13	33.576	30.988	21.514	18.672	1'44.750	277,8	12:58'37.530
14	33.787	31.149	22.151	18.623	1'45.710	280,0	13:00'23.240
15	33.324	30.943	21.745	18.800	1'44.812	288,2	13:02'08.052
16	33.623	31.108	21.754	18.420	1'44.905	284,4	13:03'52.957
17	33.516	31.055	21.950	18.557	1'45.078	282,9	13:05'38.035

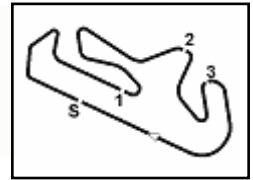
Race Time 29'47.925

13° 20 X. CARDELUS [1'44.211]							
Lap	Seg1	Seg2	Seg3	Seg4	Lap Time	km/h	Local Time
1		31.102	22.015	18.269	1'47.444	180,0	12:37'37.554
2	33.402	30.914	21.639	18.256	1'44.211	282,9	12:39'21.765
3	35.638	31.815	21.783	18.305	1'47.541	282,9	12:41'09.306
4	33.245	31.072	21.684	18.373	1'44.374	285,9	12:42'53.680
5	34.109	31.177	22.064	18.382	1'45.732	280,0	12:44'39.412
6	33.505	30.950	21.707	18.333	1'44.495	277,1	12:46'23.907
7	33.173	31.055	21.664	18.432	1'44.324	283,7	12:48'08.231
8	33.406	30.908	21.888	18.441	1'44.643	281,5	12:49'52.874
9	33.905	31.016	21.749	18.372	1'45.042	277,1	12:51'37.916
10	33.598	31.036	21.807	18.541	1'44.982	279,3	12:53'22.898

30/03/2025 P = Pits In/Out - C = Lap Time Cancelled

These data/results cannot be reproduced, stored and/or transmitted in whole or in part by any manner of electronic, mechanical, photocopying, recording, broadcasting or otherwise now known or herein after developed without the previous express consent by the copyright owner, except for reproduction in daily press and regular printed publications on sale to the public within 60 days of the event related to those data/results and always provided that copyright symbol appears together as follows below.

© DORNA WSBK ORGANIZATION Srl 2025



Portimao 4.592 m

Portuguese Round, 28-30 March 2025
Chronological Analysis Race 2

Start at 12:35'50.110

3 / 5

11	33.577	31.017	21.616	18.570	1'44.780	282,9	12:55'07.678	14	33.689	31.146	21.774	18.378	1'44.987	277,1	13:00'23.570
12	33.667	31.090	21.707	18.420	1'44.884	275,7	12:56'52.562	15	33.769	31.059	21.865	18.419	1'45.112	263,0	13:02'08.682
13	33.933	30.968	21.611	18.510	1'45.022	275,7	12:58'37.584	16	33.600	31.006	22.040	18.258	1'44.904	272,9	13:03'53.586
14	33.543	31.163	22.037	18.709	1'45.452	277,1	13:00'23.036	17	33.587	31.144	21.867	18.444	1'45.042	275,7	13:05'38.628
15	33.666	30.985	21.694	18.564	1'44.909	275,0	13:02'07.945								
16	33.463	31.192	21.638	18.604	1'44.897	277,8	13:03'52.842								
17	33.753	31.094	21.915	18.472	1'45.234	275,7	13:05'38.076								
Race Time 29'48.518															

14° 43 S. JESPERSEN [1'44.285]							
Lap	Seg1	Seg2	Seg3	Seg4	Lap Time	km/h	Local Time
1		31.581	21.913	18.349	1'49.273	188,1	12:37'39.383
2	33.504	31.078	21.839	18.266	1'44.687	283,7	12:39'24.070
3	33.557	30.994	21.614	18.449	1'44.614	277,8	12:41'08.684
4	33.382	30.926	21.545	18.432	1'44.285	285,9	12:42'52.969
5	33.175	30.878	21.793	18.445	1'44.291	286,7	12:44'37.260
6	34.305	31.039	21.722	18.438	1'45.504	285,2	12:46'22.764
7	33.387	30.984	21.785	18.493	1'44.649	287,4	12:48'07.413
8	33.602	31.292	22.230	18.429	1'45.553	282,2	12:49'52.966
9	33.970	30.977	21.841	18.450	1'45.238	277,8	12:51'38.204
10	33.580	31.096	21.946	18.341	1'44.963	277,1	12:53'23.167
11	33.595	31.154	21.708	18.437	1'44.894	282,9	12:55'08.061
12	33.572	31.245	21.669	18.326	1'44.812	282,2	12:56'52.873
13	33.692	31.106	21.693	18.456	1'44.947	273,6	12:58'37.820
14	33.610	31.185	21.971	18.543	1'45.309	277,8	13:00'23.129
15	33.722	31.168	21.719	18.500	1'45.109	285,9	13:02'08.238
16	33.580	31.091	21.887	18.338	1'44.896	277,1	13:03'53.134
17	33.563	31.156	21.890	18.447	1'45.056	280,7	13:05'38.190
Race Time 29'47.966							

17° 21 M. RINALDI [1'44.560]								
Lap	Seg1	Seg2	Seg3	Seg4	Lap Time	km/h	Local Time	
1			31.861	21.811	18.255	1'48.640	189,1	12:37'38.750
2	33.704	31.136	21.633	18.401	1'44.874	282,2	12:39'23.624	
3	34.093	31.308	21.797	18.423	1'45.621	274,3	12:41'09.245	
4	33.649	30.946	21.803	18.162	1'44.560	275,0	12:42'53.805	
5	34.153	31.130	21.793	18.332	1'45.408	270,9	12:44'39.213	
6	33.675	31.236	21.615	18.247	1'44.773	277,1	12:46'23.986	
7	33.510	31.125	21.673	18.345	1'44.653	276,4	12:48'08.639	
8	33.554	31.069	21.753	18.402	1'44.778	279,3	12:49'53.417	
9	33.933	31.093	21.886	18.366	1'45.278	273,6	12:51'38.695	
10	33.514	31.280	21.850	18.327	1'44.971	272,9	12:53'23.666	
11	33.720	31.069	21.666	18.335	1'44.790	280,7	12:55'08.456	
12	33.994	31.507	21.767	18.379	1'45.647	280,0	12:56'54.103	
13	33.835	31.216	21.612	18.584	1'45.247	275,7	12:58'39.350	
14	33.925	31.079	21.627	18.650	1'45.281	276,4	13:00'24.631	
15	33.750	31.285	21.839	18.622	1'45.496	277,1	13:02'10.127	
16	33.792	31.201	21.693	18.529	1'45.215	275,7	13:03'55.342	
17	33.778	31.138	21.697	18.563	1'45.176	277,8	13:05'40.518	
Race Time 29'50.408								

15° 57 A. MAHENDRA [1'44.467]							
Lap	Seg1	Seg2	Seg3	Seg4	Lap Time	km/h	Local Time
1		31.558	21.962	18.130	1'48.029	181,2	12:37'38.139
2	33.617	31.174	21.719	18.165	1'44.675	272,9	12:39'22.814
3	33.722	31.018	21.642	18.244	1'44.626	278,6	12:41'07.440
4	33.537	30.972	21.711	18.247	1'44.467	277,8	12:42'51.907
5	33.445	31.147	21.738	18.395	1'44.725	279,3	12:44'36.632
6	33.720	31.097	21.776	18.452	1'45.045	277,1	12:46'21.677
7	33.845	31.168	21.788	18.401	1'45.202	277,1	12:48'06.879
8	33.744	30.996	22.350	18.525	1'45.615	270,9	12:49'52.494
9	33.938	31.203	21.739	18.414	1'45.294	277,8	12:51'37.788
10	33.685	31.285	21.788	18.420	1'45.178	277,1	12:53'22.966
11	34.870	30.999	21.645	18.216	1'45.730	277,1	12:55'08.696
12	33.753	31.162	21.789	18.278	1'44.982	272,3	12:56'53.678
13	33.492	31.083	21.594	18.391	1'44.560	276,4	12:58'38.238
14	33.454	31.130	21.915	18.685	1'45.184	278,6	13:00'23.422
15	33.616	31.135	21.792	18.361	1'44.904	270,2	13:02'08.326
16	33.732	30.986	21.903	18.340	1'44.961	267,6	13:03'53.287
17	33.562	31.134	21.871	18.393	1'44.960	269,6	13:05'38.247
Race Time 29'48.137							

18° 28 G. VAN STRAALEN [1'44.559]								
Lap	Seg1	Seg2	Seg3	Seg4	Lap Time	km/h	Local Time	
1			31.724	21.897	18.303	1'49.585	193,2	12:37'39.695
2	33.567	30.987	21.755	18.362	1'44.671	287,4	12:39'24.366	
3	33.681	31.274	22.008	18.349	1'45.312	282,9	12:41'09.678	
4	33.569	30.898	21.666	18.472	1'44.605	281,5	12:42'54.283	
5	33.882	31.093	21.954	18.383	1'45.312	281,5	12:44'39.595	
6	33.699	31.134	21.777	18.492	1'45.102	275,7	12:46'24.697	
7	33.478	30.940	21.726	18.415	1'44.559	278,6	12:48'09.256	
8	33.825	30.991	21.915	18.514	1'45.245	278,6	12:49'54.501	
9	33.873	31.067	21.726	18.556	1'45.222	276,4	12:51'39.723	
10	33.660	31.124	21.753	18.516	1'45.053	277,8	12:53'24.776	
11	33.791	31.006	21.924	18.540	1'45.261	276,4	12:55'10.037	
12	33.785	31.170	21.703	18.489	1'45.147	274,3	12:56'55.184	
13	33.478	30.987	21.758	18.737	1'44.960	275,0	12:58'40.144	
14	33.614	31.001	21.947	18.615	1'45.177	276,4	13:00'25.321	
15	33.750	31.037	21.720	18.681	1'45.188	278,6	13:02'10.509	
16	33.962	30.984	21.907	18.515	1'45.368	277,3	13:03'55.877	
17	33.736	31.038	21.994	18.663	1'45.431	279,1	13:05'41.308	
Race Time 29'51.198								

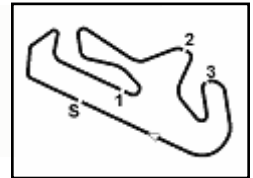
16° 5 N. ANTONELLI [1'44.341]							
Lap	Seg1	Seg2	Seg3	Seg4	Lap Time	km/h	Local Time
1		31.727	21.900	18.189	1'48.902	188,1	12:37'39.012
2	33.707	31.034	21.834	18.134	1'44.709	275,7	12:39'23.721
3	33.702	31.405	21.736	18.230	1'45.073	275,7	12:41'08.794
4	33.611	31.051	22.048	18.226	1'44.936	275,7	12:42'53.730
5	33.769	31.205	21.862	18.366	1'45.202	275,7	12:44'38.932
6	33.544	31.042	21.748	18.328	1'44.662	272,9	12:46'23.594
7	33.549	31.287	21.700	18.337	1'44.873	277,1	12:48'08.467
8	33.537	31.055	21.828	18.281	1'44.701	279,3	12:49'53.168
9	34.011	31.020	22.008	18.325	1'45.364	267,6	12:51'38.532
10	33.555	31.075	21.882	18.235	1'44.747	280,0	12:53'23.279
11	33.771	31.077	21.823	18.297	1'44.968	284,3	12:55'08.247
12	33.956	31.986	21.821	18.232	1'45.995	282,9	12:56'54.242
13	33.427	30.932	21.691	18.291	1'44.341	280,0	12:58'38.583

19° 50 O. VOSTATEK [1'44.672]								
Lap	Seg1	Seg2	Seg3	Seg4	Lap Time	km/h	Local Time	
1			31.925	21.892	18.430	1'49.520	189,8	12:37'39.630
2	34.083	30.970	21.666	18.461	1'45.180	286,7	12:39'24.810	
3	33.508	31.188	21.987	18.507	1'45.190	285,9	12:41'10.000	
4	33.487	30.969	21.728	18.488	1'44.672	284,4	12:42'54.672	
5	33.587	31.171	21.972	18.525	1'45.255	285,9	12:44'39.927	
6	33.647	31.089	21.856	18.531	1'45.123	281,5	12:46'25.050	
7	33.510	30.969	21.742	18.557	1'44.778	284,4	12:48'09.828	
8	33.626	30.989	21.902	18.494	1'45.011	282,9	12:49'54.839	
9	33.654	31.410	21.900	18.536	1'45.500	282,2	12:51'40.339	
10	33.610	31.065	21.858	18.614	1'45.147	284,4	12:53'25.486	
11	33.702	31.079	21.787	18.630	1'45.198	280,0	12:55'10.684	
12	33.794	31.087	21.799	18.608	1'45.288	282,9	12:56'55.972	
13	33.602	30.944	21.719	18.707	1'44.972	282,2	12:58'40.944	
14	33.581	31.052	21.940	18.620	1'45.193	281,5	13:00'26.137	
15	33.591	31.182	21.813	18.664	1'45.250	282,9	13:02'11.387	
16	33.546	31.148	21.878	18.597	1'45.169	282,9	13:03'56.556	

30/03/2025 P = Pits In/Out - C = Lap Time Cancelled

These data/results cannot be reproduced, stored and/or transmitted in whole or in part by any manner of electronic, mechanical, photocopying, recording, broadcasting or otherwise now known or herein after developed without the previous express consent by the copyright owner, except for reproduction in daily press and regular printed publications on sale to the public within 60 days of the event related to those data/results and always provided that copyright symbol appears together as follows below.

© DORNA WSBK ORGANIZATION Srl 2025



Portimao 4.592 m

Portuguese Round, 28-30 March 2025
Chronological Analysis Race 2

Start at 12:35'50.110

4 / 5

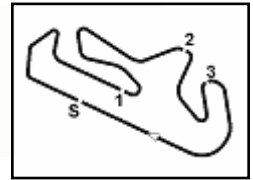
20° 66 N. TUULI [1'45.248]								23° 33 E. MONTERO [1'46.268]								
Lap	Seg.1	Seg.2	Seg.3	Seg.4	Lap Time	km/h	Local Time	Lap	Seg.1	Seg.2	Seg.3	Seg.4	Lap Time	km/h	Local Time	
1		34.712	21.824	18.511	1'53.242	188,8	12:37'43.352	1			32.938	22.033	18.534	1'52.020	195,9	12:37'42.130
2	34.033	31.231	21.937	18.569	1'45.770	271,6	12:39'29.122	2	34.109	31.608	21.958	18.593	1'46.268	277,8	12:39'28.398	
3	33.839	31.274	21.724	18.593	1'45.430	279,3	12:41'14.552	3	34.432	31.696	22.215	18.679	1'47.022	277,8	12:41'15.420	
4	33.972	31.102	21.719	18.602	1'45.395	272,3	12:42'59.947	4	34.251	31.613	22.103	18.691	1'46.658	276,4	12:43'02.078	
5	33.963	31.003	21.750	18.532	1'45.248	272,9	12:44'45.195	5	34.198	31.628	22.076	18.811	1'46.713	275,0	12:44'48.791	
6	33.846	31.345	22.125	18.650	1'45.966	272,9	12:46'31.161	6	34.245	31.471	21.955	18.856	1'46.527	273,6	12:46'35.318	
7	33.786	31.573	21.962	18.477	1'45.798	272,9	12:48'16.959	7	34.091	31.643	21.954	18.807	1'46.495	273,6	12:48'21.813	
8	34.037	31.337	21.880	18.621	1'45.875	277,1	12:50'02.834	8	34.219	31.614	21.879	19.042	1'46.754	273,6	12:50'08.567	
9	34.142	31.567	21.913	18.678	1'46.300	274,3	12:51'49.134	9	34.028	31.555	21.957	18.884	1'46.424	275,0	12:51'54.991	
10	34.113	31.201	21.680	18.677	1'45.671	267,6	12:53'34.805	10	34.295	31.683	22.037	18.910	1'46.925	273,6	12:53'41.916	
11	34.026	31.516	21.754	18.729	1'46.025	269,6	12:55'20.830	11	34.325	31.747	21.969	18.884	1'46.925	274,3	12:55'28.841	
12	34.282	31.326	21.813	18.693	1'46.114	266,2	12:57'06.944	12	34.301	31.689	22.050	18.852	1'46.892	270,9	12:57'15.733	
13	34.100	31.427	21.696	18.755	1'45.978	267,6	12:58'52.922	13	34.204	31.637	22.190	18.865	1'46.896	272,3	12:59'02.629	
14	34.209	31.602	22.562	18.783	1'47.156	266,2	13:00'40.078	14	34.159	31.796	21.924	18.901	1'46.780	272,3	13:00'49.409	
15	34.075	31.412	21.856	18.860	1'46.203	266,9	13:02'26.281	15	34.114	31.691	22.568	19.002	1'47.375	272,9	13:02'36.784	
16	34.148	31.398	21.781	18.717	1'46.044	268,9	13:04'12.325	16	34.177	31.689	21.959	18.867	1'46.692	274,3	13:04'23.476	
17	34.347	31.412	21.812	18.714	1'46.285	267,6	13:05'58.610	17	34.308	31.722	21.905	18.915	1'46.850	273,6	13:06'10.326	
Race Time 29'51.387								Race Time 30'20.216								
21° 31 Y. OKAMOTO [1'45.805]								24° 4 L. ARBEL [1'46.539]								
Lap	Seg.1	Seg.2	Seg.3	Seg.4	Lap Time	km/h	Local Time	Lap	Seg.1	Seg.2	Seg.3	Seg.4	Lap Time	km/h	Local Time	
1		31.996	21.884	18.278	1'49.791	198,1	12:37'39.901	1			33.361	22.053	18.701	1'52.807	197,7	12:37'42.917
2	34.062	31.709	21.740	18.522	1'46.033	269,6	12:39'25.934	2	34.634	31.656	21.948	18.520	1'46.758	270,9	12:39'29.675	
3	34.103	31.359	21.850	18.493	1'45.805	273,6	12:41'11.739	3	34.496	31.473	21.939	18.750	1'46.658	276,4	12:41'16.333	
4	33.971	31.271	21.989	18.660	1'45.891	277,8	12:42'57.630	4	34.330	31.632	21.969	18.665	1'46.596	272,3	12:43'02.929	
5	33.946	31.607	21.920	18.616	1'46.089	276,4	12:44'43.719	5	34.205	31.602	22.020	18.712	1'46.539	267,6	12:44'49.468	
6	33.931	31.493	21.873	18.654	1'45.951	275,7	12:46'29.670	6	34.260	31.470	22.184	18.824	1'46.738	267,6	12:46'36.206	
7	34.272	31.644	21.921	18.604	1'46.441	274,3	12:48'16.111	7	34.523	31.553	21.874	18.751	1'46.701	266,9	12:48'22.907	
8	34.046	31.715	21.919	18.629	1'46.309	275,7	12:50'02.420	8	34.486	31.482	21.923	18.780	1'46.671	269,6	12:50'09.578	
9	34.273	31.766	22.211	18.591	1'46.841	273,6	12:51'49.261	9	34.477	31.627	22.121	18.970	1'47.195	264,9	12:51'56.773	
10	34.830	31.504	21.832	18.486	1'46.652	274,3	12:53'35.913	10	34.788	32.030	21.990	18.983	1'47.791	264,9	12:53'44.564	
11	33.952	31.540	21.879	18.459	1'45.830	277,1	12:55'21.743	11	34.732	31.890	22.180	18.956	1'47.758	263,7	12:55'32.322	
12	33.976	31.548	24.729	18.669	1'48.922	273,6	12:57'10.665	12	34.757	31.750	22.001	18.832	1'47.340	261,7	12:57'19.662	
13	33.940	31.537	21.836	18.547	1'45.860	275,0	12:58'56.525	13	34.611	31.905	21.964	18.953	1'47.433	261,1	12:59'07.095	
14	33.965	31.569	22.073	18.682	1'46.289	274,3	13:00'42.814	14	34.745	31.718	21.940	18.979	1'47.382	262,4	13:00'54.477	
15	34.275	31.628	22.119	18.649	1'46.671	272,9	13:02'29.485	15	34.809	31.737	22.123	18.961	1'47.630	263,0	13:02'42.107	
16	34.298	31.816	21.959	18.680	1'46.753	275,7	13:04'16.238	16	34.759	31.778	21.898	18.854	1'47.289	265,6	13:04'29.396	
17	34.355	31.639	21.981	18.602	1'46.577	271,6	13:06'02.815	17	34.675	31.732	22.186	18.972	1'47.565	265,6	13:06'16.961	
Race Time 30'12.705								Race Time 30'26.851								
22° 15 E. MCMANUS [1'45.767]								25° 63 S. AZMAN [1'46.261]								
Lap	Seg.1	Seg.2	Seg.3	Seg.4	Lap Time	km/h	Local Time	Lap	Seg.1	Seg.2	Seg.3	Seg.4	Lap Time	km/h	Local Time	
1		32.583	22.176	18.463	1'51.346	191,4	12:37'41.456	1			32.959	22.030	18.543	1'52.228	195,2	12:37'42.338
2	34.178	31.353	21.891	18.350	1'45.772	277,1	12:39'27.228	2	34.281	31.622	21.905	18.453	1'46.261	270,2	12:39'28.599	
3	34.004	31.322	21.982	18.505	1'45.813	279,3	12:41'13.041	3	35.875	31.576	22.206	18.532	1'48.189	276,4	12:41'16.788	
4	34.043	31.122	22.045	18.557	1'45.767	271,6	12:42'58.808	4	34.261	31.637	22.148	18.456	1'46.502	280,7	12:43'03.290	
5	33.960	31.284	21.983	18.664	1'45.891	270,2	12:44'44.699	5	34.126	31.607	22.169	18.515	1'46.417	274,3	12:44'49.707	
6	33.983	31.479	22.054	18.594	1'46.110	270,9	12:46'30.809	6	34.296	31.475	22.153	18.600	1'46.524	268,2	12:46'36.231	
7	33.925	31.523	21.956	18.620	1'46.024	270,2	12:48'16.833	7	34.813	31.771	22.057	18.629	1'47.270	275,0	12:48'23.501	
8	33.984	31.281	21.947	18.646	1'45.858	272,3	12:50'02.691	8	34.149	31.725	22.000	18.511	1'46.385	279,3	12:50'09.886	
9	34.265	31.747	22.266	18.479	1'46.757	270,9	12:51'49.448	9	34.505	31.751	22.096	18.780	1'47.132	265,6	12:51'57.018	
10	34.370	31.237	22.051	18.690	1'46.348	268,9	12:53'35.796	10	34.806	32.109	22.236	18.533	1'47.684	263,0	12:53'44.702	
11	33.831	31.495	21.909	18.661	1'45.896	270,2	12:55'21.692	11	34.208	31.991	22.808	18.838	1'47.845	274,3	12:55'32.547	
12	33.883	31.855	23.945	18.737	1'48.420	268,2	12:57'10.112	12	34.870	31.786	22.180	18.604	1'47.440	261,7	12:57'19.987	
13	34.371	31.823	22.012	18.589	1'46.795	264,9	12:58'56.907	13	34.579	31.956	22.034	18.758	1'47.327	272,3	12:59'07.314	
14	33.983	31.428	22.029	18.577	1'46.017	269,6	13:00'42.924	14	34.843	31.940	22.032	18.609	1'47.424	263,7	13:00'54.738	
15	33.854	31.362	22.415	18.887	1'46.518	271,6	13:02'29.442	15	34.906	31.850	22.101	18.686	1'47.543	261,7	13:02'42.281	
16	34.274	31.487	22.146	18.890	1'46.797	270,2	13:04'16.239	16	34.256	32.521	22.056	18.566	1'47.399	274,3	13:04'29.680	
17	34.263	31.551	21.981	18.806	1'46.601	264,9	13:06'02.840	17	34.652	31.909	22.131	18.592	1'47.284	268,9	13:06'16.964	
Race Time 30'12.730								Race Time 30'26.854								
26° 22 A. CARRASCO [1'46.869]								25° 63 S. AZMAN [1'46.261]								
Lap	Seg.1	Seg.2	Seg.3	Seg.4	Lap Time	km/h	Local Time	Lap	Seg.1	Seg.2	Seg.3	Seg.4	Lap Time	km/h	Local Time	
1								1			33.835	22.066	18.627	1'53.167	195,2	12:37'43.277

30/03/2025 P = Pits In/Out - C = Lap Time Cancelled

These data/results cannot be reproduced, stored and/or transmitted in whole or in part by any manner of electronic, mechanical, photocopying, recording, broadcasting or otherwise now known or herein after developed without the previous express consent by the copyright owner, except for reproduction in daily press and regular printed publications on sale to the public within 60 days of the event related to those data/results and always provided that copyright symbol appears together as follows below.

© DORNA WSBK ORGANIZATION Srl 2025





Portimao 4.592 m

**Portuguese Round, 28-30 March 2025
Chronological Analysis Race 2**

Start at 12:35'50.110

5 / 5

2	34.564	31.878	22.055	18.509	1'47.006	271,6	12:39'30.283	6	33.239	30.657	21.500	18.213	1'43.609	269,6	12:46'10.466
3	34.666	31.702	22.355	18.699	1'47.422	275,0	12:41'17.705	7	33.282	30.702	21.529	18.282	1'43.795	270,2	12:47'54.261
4	34.227	31.879	22.095	18.668	1'46.869	276,4	12:43'04.574	8	33.239	30.637	21.623	18.243	1'43.742	271,6	12:49'38.003
5	34.246	31.779	22.301	18.631	1'46.957	275,0	12:44'51.531	9	1'12.545	35.628	24.423	40.814	2'53.410P	273,6	12:52'31.413
6	34.153	31.975	22.093	18.775	1'46.996	274,3	12:46'38.527	Race Time 16'41.303							
7	34.232	32.020	22.197	18.823	1'47.272	272,9	12:48'25.799	RET 32 O. BAYLISS [1'44.502]							
8	34.303	32.047	22.275	18.854	1'47.479	270,2	12:50'13.278	Lap	Seg1	Seg2	Seg3	Seg4	Lap Time	km/h	Local Time
9	34.457	32.092	22.324	18.777	1'47.650	273,6	12:52'00.928	1		31.852	21.772	18.065	1'48.317	185,5	12:37'38.427
10	34.372	32.062	22.313	18.823	1'47.570	272,3	12:53'48.498	2	33.637	31.313	21.656	18.142	1'44.748	270,2	12:39'23.175
11	34.197	31.828	22.087	18.796	1'46.908	274,3	12:55'35.406	3	33.484	31.048	21.666	18.304	1'44.502	268,9	12:41'07.677
12	34.224	31.986	22.185	18.758	1'47.153	271,6	12:57'22.559	Race Time 5'17.567							
13	34.092	32.021	22.140	18.818	1'47.071	273,6	12:59'09.630	RET 3 R. DE ROSA							
14	34.303	31.963	22.115	18.817	1'47.198	272,9	13:00'56.828	Lap	Seg1	Seg2	Seg3	Seg4	Lap Time	km/h	Local Time
15	34.237	31.889	22.462	18.739	1'47.327	272,9	13:02'44.155	1		36.030	23.952	21.104	2'08.817		12:37'58.927
16	34.188	32.043	22.097	18.715	1'47.043	276,4	13:04'31.198	2	40.400	34.463	23.214	37.118	2'15.195P	177,9	12:40'14.122
17	34.276	31.920	22.094	18.820	1'47.110	275,7	13:06'18.308	3	20'54.066	37.115	30.308	38.363	22'39.852P		13:02'53.974
Race Time 30'28.198								Race Time 27'03.864							

27° 44 H. TRUELOVE [1'46.241]							
Lap	Seg1	Seg2	Seg3	Seg4	Lap Time	km/h	Local Time
1		32.948	22.096	18.773	1'51.940	189,4	12:37'42.050
2	34.658	31.736	21.998	18.633	1'47.025	265,6	12:39'29.075
3	34.418	31.383	22.145	18.646	1'46.592	278,6	12:41'15.667
4	34.254	31.529	22.197	18.628	1'46.608	272,9	12:43'02.275
5	34.434	31.507	22.146	18.718	1'46.805	269,6	12:44'49.080
6	34.299	31.365	21.944	18.793	1'46.401	272,9	12:46'35.481
7	34.199	31.524	22.049	18.904	1'46.676	273,6	12:48'22.157
8	34.296	31.470	22.038	18.676	1'46.480	269,6	12:50'08.637
9	34.970	31.446	21.998	18.754	1'47.168	262,4	12:51'55.805
10	34.261	31.458	21.888	18.877	1'46.484	271,6	12:53'42.289
11	34.184	31.747	22.280	19.437	2'17.648	268,9	12:55'59.937
12	34.226	31.746	22.293	18.792	1'47.057	266,2	12:57'46.994
13	34.017	31.423	22.012	18.789	1'46.241	269,6	12:59'33.235
14	34.088	31.532	22.012	18.834	1'46.466	267,6	13:01'19.701
15	34.236	31.596	22.273	18.825	1'46.930	270,9	13:03'06.631
16	34.261	31.580	22.140	18.800	1'46.781	272,3	13:04'53.412
17	35.417	32.083	22.466	18.914	1'48.880	268,2	13:06'42.292
Race Time 30'52.182							

28° 64 F. CARICASULO [1'44.272]							
Lap	Seg1	Seg2	Seg3	Seg4	Lap Time	km/h	Local Time
1		31.761	21.788	18.109	1'47.478	175,3	12:37'37.588
2	33.535	30.914	21.639	18.184	1'44.272	272,9	12:39'21.860
3	33.256	30.570	49.440	19.039	2'12.305	288,2	12:41'34.165
4	34.031	30.932	21.605	18.428	1'44.996	272,9	12:43'19.161
5	33.426	30.862	21.555	18.536	1'44.379	273,6	12:45'03.540
6	33.394	31.057	21.655	18.433	1'44.539	272,9	12:46'48.079
7	33.391	31.291	21.629	18.501	1'44.812	272,9	12:48'32.891
8	33.447	31.012	21.800	18.423	1'44.682	273,6	12:50'17.573
9	33.430	31.463	21.664	18.505	1'45.062	274,3	12:52'02.635
10	33.356	31.549	21.948	18.507	1'45.360	277,1	12:53'47.995
11	33.510	31.074	21.721	18.420	1'44.725	276,4	12:55'32.720
12	33.390	31.263	21.800	18.555	1'45.008	277,8	12:57'17.728
13	33.776	32.296	22.862	42.354	2'11.288P	273,6	12:59'29.016
14	2'04.376	31.437	21.759	18.600	3'16.172P		13:02'45.188
15	33.534	31.809	26.237	19.111	1'50.691	280,7	13:04'35.879
16	33.530	31.077	21.602	18.656	1'44.865	275,0	13:06'20.744
Race Time 30'30.654							

RET 61 C. ONCU [1'42.909]							
Lap	Seg1	Seg2	Seg3	Seg4	Lap Time	km/h	Local Time
1		30.345	21.137	18.040	1'43.172	166,2	12:37'33.282
2	32.966	30.581	21.320	18.042	1'42.909	271,6	12:39'16.191
3	33.254	30.571	21.451	18.138	1'43.414	261,7	12:40'59.605
4	33.321	30.531	21.521	18.185	1'43.558	272,3	12:42'43.163
5	33.303	30.676	21.558	18.157	1'43.694	269,6	12:44'26.857

30/03/2025 P = Pits In/Out - C = Lap Time Cancelled

These data/results cannot be reproduced, stored and/or transmitted in whole or in part by any manner of electronic, mechanical, photocopying, recording, broadcasting or otherwise now known or herein after developed without the previous express consent by the copyright owner, except for reproduction in daily press and regular printed publications on sale to the public within 60 days of the event related to those data/results and always provided that copyright symbol appears together as follows below.

© DORNA WSBK ORGANIZATION Srl 2025

