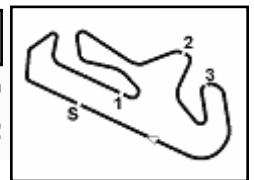


Portuguese Round, 28–30 March 2025
Biographical Entry List

No.	Rider (Abbreviation)	Age	Date of Birth	Place of Birth	Nat	Bike Team	Wins 2025	Podiums 2025	Pole 2025	Races 2025	Tyres	Class
1	3 DE ROSA Raffaele [DeR]	38	25/03/1987	Napoli	ITA	QJMOTOR SRK 800 RR QJMOTOR Factory Racing	1	19		160	Pirelli	*
2	4 ARBEL Loic [Arb]	27	23/05/1997	Besancon	FRA	MV Agusta F3 800 RR Team Flembbo-Pilote Moto Production				5	Pirelli	
3	5 ANTONELLI Niccolo [Ant]	29	23/02/1996	Cattolica	ITA	Yamaha YZF R9 VFT Racing				24	Pirelli	
4	6 PEROLARI Corentin [Per]	26	13/04/1998	Bagnols-sur-Cèze	FRA	Honda CBR600RR Honda Racing World Supersport		1	1	35	Pirelli	*
5	7 VENEMAN Loris [Ven]	18	10/09/2006	Dalfsen	NED	Ducati Panigale V2 EAB Racing Team				2	Pirelli	
6	11 BENDSNEYDER Bo [Ben]	26	04/03/1999	Rotterdam	NED	MV Agusta F3 800 RR MV Agusta Reparto Corse		2	1	6	Pirelli	
7**	15 MCMANUS Eugene [Mcm]	25	19/04/1999	Belfast	IRL	Ducati Panigale V2 MMB Racing		1	1	2	Pirelli	
8	20 CARDELUS Xavi [CaX]	26	15/05/1998	Andorra	AND	Ducati Panigale V2 Orelac Racing Verdnature				6	Pirelli	
9	21 RINALDI Michael [Rin]	29	21/12/1995	Rimini	ITA	Yamaha YZF R9 GMT94-YAMAHA				2	Pirelli	
10	22 CARRASCO Ana [CaA]	28	10/03/1997	Cehegin	ESP	Honda CBR600RR Honda Racing World Supersport					Pirelli	*
11	23 SCHROETTER Marcel [Sch]	32	02/01/1993	Landsberg Am Lech	GER	Ducati Panigale V2 WRP Racing		12		52	Pirelli	
12	24 TACCINI Leonardo [Tac]	22	18/09/2002	Rome	ITA	Ducati Panigale V2 Ecosantagata Althea Racing Team		1		2	Pirelli	
13	27 TOBA Kaito [Tob]	24	07/04/2000	Fukuova	JPN	Honda CBR600RR PETRONAS MIE Honda Racing Team				26	Pirelli	
14	28 VAN STRAALEN Glenn [van]	24	30/09/2000	Hoogkarspel	NED	Ducati Panigale V2 D34G WorldSSP Racing Team	1	5		101	Pirelli	
15	31 OKAMOTO Yuki [Oka]	25	23/07/1999	Japan	JPN	Yamaha YZF R9 Pata Yamaha Ten Kate Racing					Pirelli	
16	32 BAYLISS Oliver [Bay]	21	20/09/2003	Monaco	AUS	Triumph Street Triple RS 765 PTR Triumph Factory Racing				61	Pirelli	
17	33 MONTERO Eduardo [Mon]	22	23/12/2002	Alcobendas	ESP	Ducati Panigale V2 D34G WorldSSP Racing Team					Pirelli	*
18	43 JESPERSEN Simon [Jes]	23	23/07/2001	Copenhagen	DEN	Ducati Panigale V2 Ecosantagata Althea Racing Team				26	Pirelli	
19**	44 TRUELOVE Harry [Tru]	28	30/09/1996	Lincolnshire	GBR	Ducati Panigale V2 MMB Racing				16	Pirelli	
20	50 VOSTATEK Ondrej [Vos]	20	26/08/2004	Praha 4	CZE	Ducati Panigale V2 WRP Racing				66	Pirelli	
21	51 MASIA Jaume [Mas]	24	08/10/2000	Algemesi - Valencia	ESP	Ducati Panigale V2 Orelac Racing Verdnature				2	Pirelli	
22	52 ALCOBA Jeremy [Alc]	23	15/11/2001	Tortosa	ESP	Kawasaki ZX-6R 636 Kawasaki WorldSSP Team				2	Pirelli	
23	53 DEBISE Valentin [Deb]	33	12/02/1992	Albi	FRA	Ducati Panigale V2 Renzi Corse		9		72	Pirelli	
24	57 MAHENDRA Aldi [Mah]	18	27/06/2006	Yogyakarta	INA	Yamaha YZF R9 Yamaha BLU CRU Evan Bros Team				2	Pirelli	
25	61 ONCU Can [Onc]	21	26/07/2003	Alanya	TUR	Yamaha YZF R9 Yamaha BLU CRU Evan Bros Team	1	14		100	Pirelli	
26	62 MANZI Stefano [Man]	25	29/03/1999	Rimini	ITA	Yamaha YZF R9 Pata Yamaha Ten Kate Racing	11	43	2	75	Pirelli	
27	63 AZMAN Syarifuddin [Azm]	23	24/11/2001	Puchong	MAS	Honda CBR600RR PETRONAS MIE Honda Racing Team				2	Pirelli	
28	64 CARICASULO Federico [Car]	28	06/04/1996	Ravenna	ITA	MV Agusta F3 800 RR Motozoo ME air Racing	7	35	12	141	Pirelli	
29	65 OETTL Philipp [Oet]	28	03/05/1996	Bad Reichenhall	GER	Ducati Panigale V2 Feel Racing WorldSSP Team			1	38	Pirelli	
30	66 TUULI Niki [Tuu]	29	26/10/1995	Imatra	FIN	QJMOTOR SRK 800 RR QJMOTOR Factory Racing	3	12	2	105	Pirelli	*
31	68 POWER Luke [Pow]	20	30/11/2004	Ferntree Gully	AUS	MV Agusta F3 800 RR Motozoo ME air Racing				42	Pirelli	
32	69 BOOTH-AMOS Tom [Boo]	29	12/03/1996	Stafford	GBR	Triumph Street Triple RS 765 PTR Triumph Factory Racing	1	3		63	Pirelli	
33	77 FARIOLI Filippo [Far]	19	04/04/2005	Bergamo	ITA	MV Agusta F3 800 RR MV Agusta Reparto Corse					Pirelli	
34	94 MAHIAS Lucas [MaL]	35	14/04/1989	Mont de Marsan	FRA	Yamaha YZF R9 GMT94-YAMAHA	9	30	8	98	Pirelli	



Portuguese Round, 28-30 March 2025
Results Free Practice

No.	Rider	Nat	Team	Bike	Class	Time	Gap	Rel.	Laps	Speed	
										Avg	Max
1	61 C. ONCU	TUR	Yamaha BLU CRU Evan Bros Team	Yamaha YZF R9		1'43.741			17	159,351	273,6
2	64 F. CARICASULO	ITA	Motozoo ME air Racing	MV Agusta F3 800 RR		1'43.789	0.048	0.048	15	159,277	280,7
3	11 B. BENDSNEYDER	NED	MV Agusta Reparto Corse	MV Agusta F3 800 RR		1'43.955	0.214	0.166	13	159,023	283,7
4	94 L. MAHIAS	FRA	GMT94-YAMAHA	Yamaha YZF R9		1'44.043	0.302	0.088	12	158,888	272,9
5	51 J. MASIA	ESP	Orelac Racing Verdnatura	Ducati Panigale V2		1'44.047	0.306	0.004	15	158,882	280,7
6	62 S. MANZI	ITA	Pata Yamaha Ten Kate Racing	Yamaha YZF R9		1'44.257	0.516	0.210	17	158,562	276,4
7	23 M. SCHROETTER	GER	WRP Racing	Ducati Panigale V2		1'44.452	0.711	0.195	16	158,266	282,9
8	5 N. ANTONELLI	ITA	VFT Racing	Yamaha YZF R9		1'44.594	0.853	0.142	16	158,051	273,6
9	6 C. PEROLARI	FRA	Honda Racing World Supersport	Honda CBR600RR	*	1'44.733	0.992	0.139	17	157,841	276,4
10	65 P. OETTL	GER	Feel Racing WorldSSP Team	Ducati Panigale V2		1'44.793	1.052	0.060	17	157,751	280,7
11	20 X. CARDELUS	AND	Orelac Racing Verdnatura	Ducati Panigale V2		1'44.802	1.061	0.009	14	157,737	280,7
12	52 J. ALCOBA	ESP	Kawasaki WorldSSP Team	Kawasaki ZX-6R 636		1'44.807	1.066	0.005	15	157,730	280,0
13	43 S. JESPERSEN	DEN	Ecosantagata Althea Racing Team	Ducati Panigale V2		1'44.961	1.220	0.154	18	157,498	282,9
14	24 L. TACCINI	ITA	Ecosantagata Althea Racing Team	Ducati Panigale V2		1'44.976	1.235	0.015	16	157,476	282,2
15	69 T. BOOTH-AMOS	GBR	PTR Triumph Factory Racing	Triumph Street Triple RS 765		1'45.015	1.274	0.039	12	157,418	280,7
16	53 V. DEBISE	FRA	Renzi Corse	Ducati Panigale V2		1'45.192	1.451	0.177	13	157,153	271,6
17	50 O. VOSTATEK	CZE	WRP Racing	Ducati Panigale V2		1'45.383	1.642	0.191	13	156,868	278,6
18	21 M. RINALDI	ITA	GMT94-YAMAHA	Yamaha YZF R9		1'45.393	1.652	0.010	13	156,853	270,9
19	3 R. DE ROSA	ITA	QJMOTOR Factory Racing	QJMOTOR SRK 800 RR	*	1'45.843	2.102	0.450	10	156,186	270,9
20	57 A. MAHENDRA	INA	Yamaha BLU CRU Evan Bros Team	Yamaha YZF R9		1'45.862	2.121	0.019	16	156,158	274,3
21	32 O. BAYLISS	AUS	PTR Triumph Factory Racing	Triumph Street Triple RS 765		1'45.869	2.128	0.007	15	156,148	275,0
22	15 E. MCMANUS	IRL	MMB Racing	Ducati Panigale V2		1'45.982	2.241	0.113	13	155,981	276,4
23	77 F. FARIOLI	ITA	MV Agusta Reparto Corse	MV Agusta F3 800 RR		1'46.021	2.280	0.039	17	155,924	282,2
24	66 N. TUULI	FIN	QJMOTOR Factory Racing	QJMOTOR SRK 800 RR	*	1'46.196	2.455	0.175	13	155,667	270,9
25	27 K. TOBA	JPN	PETRONAS MIE Honda Racing Team	Honda CBR600RR		1'46.513	2.772	0.317	10	155,204	272,3
26	44 H. TRUELOVE	GBR	MMB Racing	Ducati Panigale V2		1'46.622	2.881	0.109	15	155,045	273,6
27	28 G. VAN STRAALEN	NED	D34G WorldSSP Racing Team	Ducati Panigale V2		1'46.661	2.920	0.039	10	154,988	270,9
28	7 L. VENEMAN	NED	EAB Racing Team	Ducati Panigale V2		1'47.016	3.275	0.355	16	154,474	274,3
29	33 E. MONTERO	ESP	D34G WorldSSP Racing Team	Ducati Panigale V2	*	1'47.397	3.656	0.381	13	153,926	275,0
30	63 S. AZMAN	MAS	PETRONAS MIE Honda Racing Team	Honda CBR600RR		1'47.663	3.922	0.266	13	153,546	271,6
31	4 L. ARBEL	FRA	Team Flembbo-Pilote Moto Production	MV Agusta F3 800 RR		1'47.862	4.121	0.199	16	153,263	266,2
32	68 L. POWER	AUS	Motozoo ME air Racing	MV Agusta F3 800 RR		1'47.899	4.158	0.037	12	153,210	272,3
33	22 A. CARRASCO	ESP	Honda Racing World Supersport	Honda CBR600RR	*	1'47.934	4.193	0.035	12	153,160	270,2
34	31 Y. OKAMOTO	JPN	Pata Yamaha Ten Kate Racing	Yamaha YZF R9		1'48.707	4.966	0.773	12	152,071	270,9

Qualifying Lap Time (105% of 1'43.741): 1'48.929

* WorldSSP Challenge

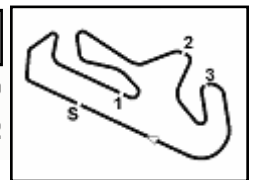
AIR	Humidity:	58%	Temp:	18°C
TRACK	Condition:	Dry	Temp:	21°C

Records	Pole	[SP]	2023 N.Bulega	1'42.769	160,860	Km/h
	Race	[RC1]	2024 Y.Montella	1'43.246	160,110	Km/h
	All Times	[SP]	2023 N.Bulega	1'42.769	160,860	Km/h

Start 28/03/2025 09:40 End 10:23 The results are provisional until the end of the time limit for protests and appeals and the completion of the technical checks.

These data/results cannot be reproduced, stored and/or transmitted in whole or in part by any manner of electronic, mechanical, photocopying, recording, broadcasting or otherwise now known or herein after developed without the previous express consent by the copyright owner, except for reproduction in daily press and regular printed publications on sale to the public within 60 days of the event related to those data/results and always provided that copyright symbol appears together as follows below.

© DORNA WSBK ORGANIZATION Srl 2025



Portuguese Round, 28-30 March 2025
Results Free Practice

Session Highlights

Local Time	No.	Rider	Description
09.40.00			Start of Session
09.40.12			WorldSSP Pit Intervention Time: 1min 50secs
09.48.26	15	E. MCMANUS	#15 Crashed - Turn 3
09.49.09	15	E. MCMANUS	#15 Rejoined
09.54.07	33	E. MONTERO	#33 Lap Time Cancelled [2'16.508] - Yellow Flag - Turn 3
09.54.12	20	X. CARDELUS	#20 Lap Time Cancelled [1'46.130] - Yellow Flag - Turn 3
09.54.17	77	F. FARIOLI	#77 Lap Time Cancelled [1'52.442] - Yellow Flag - Turn 3
09.54.22	69	T. BOOTH-AMOS	#69 Lap Time Cancelled [1'52.122] - Yellow Flag - Turn 3
09.54.27	52	J. ALCOBA	#52 Lap Time Cancelled [1'52.340] - Yellow Flag - Turn 3
09.54.32	5	N. ANTONELLI	#5 Lap Time Cancelled [1'46.961] - Yellow Flag - Turn 3
09.54.37	57	A. MAHENDRA	#57 Lap Time Cancelled [1'47.802] - Yellow Flag - Turn 3
09.54.42	61	C. ONCU	#61 Lap Time Cancelled [1'44.247] - Yellow Flag - Turn 3
09.54.47	94	L. MAHIAS	#94 Lap Time Cancelled [1'44.515] - Yellow Flag - Turn 3
09.54.58	7	L. VENEMAN	#7 Lap Time Cancelled [1'48.260] - Yellow Flag - Turn 3
09.55.03	51	J. MASIA	#51 Lap Time Cancelled [1'45.176] - Yellow Flag - Turn 3
09.55.08	62	S. MANZI	#62 Lap Time Cancelled [1'45.679] - Yellow Flag - Turn 3
09.55.12	27	K. TOBA	#27 Lap Time Cancelled [1'51.950] - Yellow Flag - Turn 3
09.55.18	63	S. AZMAN	#63 Lap Time Cancelled [1'49.164] - Yellow Flag - Turn 3
09.55.23	21	M. RINALDI	#21 Lap Time Cancelled [1'46.237] - Yellow Flag - Turn 3
09.55.40	43	S. JESPERSEN	#43 On Asphalt - Rejoined - Turn 5
10.00.42	6	C. PEROLARI	#6 racelink gps not working
10.03.50	6	C. PEROLARI	#6 racelink gps not working
10.03.51	21	M. RINALDI	#21 racelink gps not working
10.04.46	6	C. PEROLARI	#6 racelink gps not working
10.04.46	21	M. RINALDI	#21 racelink gps not working
10.04.46	44	H. TRUELOVE	#44 racelink gps not working
10.09.49	68	L. POWER	#68 Transponder NDT Working
10.14.27	68	L. POWER	#68 BLACK FLAG - Transponder Not Working
10.15.59	94	L. MAHIAS	#94 Crashed - Turn 5
10.16.17	94	L. MAHIAS	#94 Rejoined
10.19.50	52	J. ALCOBA	#52 Lap Time Cancelled [1'54.540] - Yellow Flag - Turn 5-6
10.19.55	21	M. RINALDI	#21 Lap Time Cancelled [6'32.441] - Yellow Flag - Turn 5-6
10.23.31			End of Session

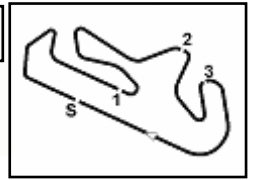
Fastest Laps Sequence

No.	Rider	Nat	Team	Bike	Local Time	Time	Gap	Avg
53	V. DEBISE	FRA	Renzi Corse	Ducati Panigale V2	09:44'01.742	1'46.880		154,671
43	S. JESPERSEN	DEN	Ecosantagata Althea Racing Team	Ducati Panigale V2	09:44'05.187	1'46.616	-0.264	155,054
65	P. OETTL	GER	Feel Racing WorldSSP Team	Ducati Panigale V2	09:44'06.324	1'46.583	-0.033	155,102
20	X. CARDELUS	AND	Orelac Racing Verdunatura	Ducati Panigale V2	09:44'27.771	1'46.431	-0.152	155,323
61	C. ONCU	TUR	Yamaha BLU CRU Evan Bros Team	Yamaha YZF R9	09:44'43.863	1'45.280	-1.151	157,021
94	L. MAHIAS	FRA	GMT94-YAMAHA	Yamaha YZF R9	09:44'46.209	1'44.390	-0.890	158,360
61	C. ONCU	TUR	Yamaha BLU CRU Evan Bros Team	Yamaha YZF R9	09:46'28.079	1'44.216	-0.174	158,624
94	L. MAHIAS	FRA	GMT94-YAMAHA	Yamaha YZF R9	09:46'30.252	1'44.043	-0.173	158,888
61	C. ONCU	TUR	Yamaha BLU CRU Evan Bros Team	Yamaha YZF R9	10:05'34.975	1'43.845	-0.198	159,191
61	C. ONCU	TUR	Yamaha BLU CRU Evan Bros Team	Yamaha YZF R9	10:10'46.780	1'43.827	-0.018	159,219
64	F. CARICASULO	ITA	Motozoo ME air Racing	MV Agusta F3 800 RR	10:14'09.336	1'43.789	-0.038	159,277
61	C. ONCU	TUR	Yamaha BLU CRU Evan Bros Team	Yamaha YZF R9	10:21'28.334	1'43.741	-0.048	159,351

28/03/2025 Start 09:40 End 10:23 The results are provisional until the end of the time limit for protests and appeals and the completion of the technical checks.

These data/results cannot be reproduced, stored and/or transmitted in whole or in part by any manner of electronic, mechanical, photocopying, recording, broadcasting or otherwise now known or herein after developed without the previous express consent by the copyright owner, except for reproduction in daily press and regular printed publications on sale to the public within 60 days of the event related to those data/results and always provided that copyright symbol appears together as follows below.

© DORNA WSBK ORGANIZATION Srl 2025



Portimao 4.592 m

Portuguese Round, 28-30 March 2025
Best Sectors & Speed Free Practice

BEST LAP		
1	61 C. ONCU	Yamaha YZF R9 1'43.741
2	64 F. CARICASULO	MV Agusta F3 800 RR 1'43.789
3	11 B. BENDSNEYDER	MV Agusta F3 800 RR 1'43.955
4	94 L. MAHIAS	Yamaha YZF R9 1'44.043
5	51 J. MASIA	Ducati Panigale V2 1'44.047
6	62 S. MANZI	Yamaha YZF R9 1'44.257
7	23 M. SCHROETTER	Ducati Panigale V2 1'44.452
8	5 N. ANTONELLI	Yamaha YZF R9 1'44.594
9	6 C. PEROLARI	Honda CBR600RR 1'44.733
10	65 P. OETTL	Ducati Panigale V2 1'44.793
11	20 X. CARDELUS	Ducati Panigale V2 1'44.802
12	52 J. ALCOBA	Kawasaki ZX-6R 636 1'44.807
13	43 S. JESPERSEN	Ducati Panigale V2 1'44.961
14	24 L. TACCINI	Ducati Panigale V2 1'44.976
15	69 T. BOOTH-AMOS	Triumph Street Triple RS 765 1'45.015
16	53 V. DEBISE	Ducati Panigale V2 1'45.192
17	50 D. VOSTATEK	Ducati Panigale V2 1'45.383
18	21 M. RINALDI	Yamaha YZF R9 1'45.393
19	3 R. DE ROSA	QJMOTOR SRK 800 RR 1'45.843
20	57 A. MAHENDRA	Yamaha YZF R9 1'45.862
21	32 D. BAYLISS	Triumph Street Triple RS 765 1'45.869
22	15 E. MCMANUS	Ducati Panigale V2 1'45.982
23	77 F. FARIOLI	MV Agusta F3 800 RR 1'46.021
24	66 N. TUULI	QJMOTOR SRK 800 RR 1'46.196
25	27 K. TOBA	Honda CBR600RR 1'46.513
26	44 H. TRUELOVE	Ducati Panigale V2 1'46.622
27	28 G. VAN STRAALEN	Ducati Panigale V2 1'46.661
28	7 L. VENEMAN	Ducati Panigale V2 1'47.016
29	33 E. MONTERO	Ducati Panigale V2 1'47.397
30	63 S. AZMAN	Honda CBR600RR 1'47.663
31	4 L. ARBEL	MV Agusta F3 800 RR 1'47.862
32	68 L. POWER	MV Agusta F3 800 RR 1'47.899
33	22 A. CARRASCO	Honda CBR600RR 1'47.934
34	31 Y. OKAMOTO	Yamaha YZF R9 1'48.707

SPEED		
1	11 B. BENDSNEYDER	MV Agusta F3 800 RR 283,7
2	43 S. JESPERSEN	Ducati Panigale V2 282,9
3	23 M. SCHROETTER	Ducati Panigale V2 282,9
4	77 F. FARIOLI	MV Agusta F3 800 RR 282,2
5	24 L. TACCINI	Ducati Panigale V2 282,2
6	20 X. CARDELUS	Ducati Panigale V2 280,7
7	65 P. OETTL	Ducati Panigale V2 280,7
8	69 T. BOOTH-AMOS	Triumph Street Triple RS 765 280,7
9	64 F. CARICASULO	MV Agusta F3 800 RR 280,7
10	51 J. MASIA	Ducati Panigale V2 280,7
11	52 J. ALCOBA	Kawasaki ZX-6R 636 280,0
12	50 D. VOSTATEK	Ducati Panigale V2 278,6
13	6 C. PEROLARI	Honda CBR600RR 276,4
14	15 E. MCMANUS	Ducati Panigale V2 276,4
15	62 S. MANZI	Yamaha YZF R9 276,4
16	33 E. MONTERO	Ducati Panigale V2 275,0
17	32 D. BAYLISS	Triumph Street Triple RS 765 275,0
18	57 A. MAHENDRA	Yamaha YZF R9 274,3
19	7 L. VENEMAN	Ducati Panigale V2 274,3
20	44 H. TRUELOVE	Ducati Panigale V2 273,6
21	5 N. ANTONELLI	Yamaha YZF R9 273,6
22	61 C. ONCU	Yamaha YZF R9 273,6
23	94 L. MAHIAS	Yamaha YZF R9 272,9
24	68 L. POWER	MV Agusta F3 800 RR 272,3
25	27 K. TOBA	Honda CBR600RR 272,3
26	53 V. DEBISE	Ducati Panigale V2 271,6
27	63 S. AZMAN	Honda CBR600RR 271,6
28	3 R. DE ROSA	QJMOTOR SRK 800 RR 270,9
29	21 M. RINALDI	Yamaha YZF R9 270,9
30	31 Y. OKAMOTO	Yamaha YZF R9 270,9
31	66 N. TUULI	QJMOTOR SRK 800 RR 270,9
32	28 G. VAN STRAALEN	Ducati Panigale V2 270,9
33	22 A. CARRASCO	Honda CBR600RR 270,2
34	4 L. ARBEL	MV Agusta F3 800 RR 266,2

SEG. 1		
1	51 J. MASIA	33.060
2	61 C. ONCU	33.083
3	11 B. BENDSNEYDER	33.092
4	94 L. MAHIAS	33.137
5	62 S. MANZI	33.200
6	64 F. CARICASULO	33.233
7	5 N. ANTONELLI	33.337
8	23 M. SCHROETTER	33.352
9	20 X. CARDELUS	33.357
10	65 P. OETTL	33.390
11	43 S. JESPERSEN	33.399
12	6 C. PEROLARI	33.418
13	69 T. BOOTH-AMOS	33.423
14	52 J. ALCOBA	33.469
15	24 L. TACCINI	33.497
16	53 V. DEBISE	33.603
17	50 D. VOSTATEK	33.663
18	21 M. RINALDI	33.683
19	15 E. MCMANUS	33.746
20	57 A. MAHENDRA	33.766
21	3 R. DE ROSA	33.911
22	32 D. BAYLISS	33.923
23	28 G. VAN STRAALEN	33.942
24	44 H. TRUELOVE	33.942
25	66 N. TUULI	33.947
26	77 F. FARIOLI	34.011
27	27 K. TOBA	34.074
28	7 L. VENEMAN	34.118
29	63 S. AZMAN	34.397
30	4 L. ARBEL	34.449
31	33 E. MONTERO	34.455
32	68 L. POWER	34.517
33	22 A. CARRASCO	34.539
34	31 Y. OKAMOTO	34.661

SEG. 2		
1	61 C. ONCU	30.627
2	62 S. MANZI	30.707
3	64 F. CARICASULO	30.716
4	94 L. MAHIAS	30.765
5	11 B. BENDSNEYDER	30.797
6	51 J. MASIA	30.807
7	23 M. SCHROETTER	30.842
8	65 P. OETTL	30.872
9	20 X. CARDELUS	30.895
10	43 S. JESPERSEN	31.001
11	24 L. TACCINI	31.004
12	52 J. ALCOBA	31.008
13	5 N. ANTONELLI	31.042
14	53 V. DEBISE	31.044
15	50 D. VOSTATEK	31.055
16	6 C. PEROLARI	31.072
17	69 T. BOOTH-AMOS	31.124
18	21 M. RINALDI	31.174
19	15 E. MCMANUS	31.202
20	32 D. BAYLISS	31.255
21	57 A. MAHENDRA	31.296
22	27 K. TOBA	31.356
23	77 F. FARIOLI	31.371
24	44 H. TRUELOVE	31.391
25	66 N. TUULI	31.435
26	3 R. DE ROSA	31.475
27	33 E. MONTERO	31.572
28	7 L. VENEMAN	31.593
29	28 G. VAN STRAALEN	31.640
30	68 L. POWER	31.740
31	4 L. ARBEL	31.913
32	63 S. AZMAN	31.980
33	22 A. CARRASCO	32.031
34	31 Y. OKAMOTO	32.539

SEG. 3		
1	94 L. MAHIAS	21.454
2	64 F. CARICASULO	21.493
3	23 M. SCHROETTER	21.509
4	11 B. BENDSNEYDER	21.547
5	62 S. MANZI	21.548
6	61 C. ONCU	21.549
7	53 V. DEBISE	21.657
8	5 N. ANTONELLI	21.659
9	51 J. MASIA	21.668
10	43 S. JESPERSEN	21.672
11	20 X. CARDELUS	21.692
12	21 M. RINALDI	21.721
13	6 C. PEROLARI	21.727
14	50 D. VOSTATEK	21.731
15	32 D. BAYLISS	21.794
16	24 L. TACCINI	21.813
17	65 P. OETTL	21.847
18	52 J. ALCOBA	21.848
19	69 T. BOOTH-AMOS	21.874
20	77 F. FARIOLI	21.892
21	3 R. DE ROSA	21.907
22	57 A. MAHENDRA	21.913
23	66 N. TUULI	21.932
24	27 K. TOBA	22.081
25	44 H. TRUELOVE	22.094
26	15 E. MCMANUS	22.098
27	28 G. VAN STRAALEN	22.116
28	33 E. MONTERO	22.167
29	7 L. VENEMAN	22.221
30	4 L. ARBEL	22.260
31	63 S. AZMAN	22.322
32	22 A. CARRASCO	22.326
33	31 Y. OKAMOTO	22.469
34	68 L. POWER	22.491

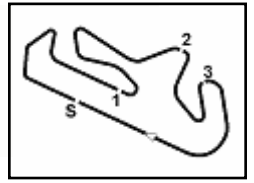
SEG. 4		
1	61 C. ONCU	18.193
2	11 B. BENDSNEYDER	18.305
3	64 F. CARICASULO	18.347
4	94 L. MAHIAS	18.361
5	6 C. PEROLARI	18.363
6	52 J. ALCOBA	18.454
7	69 T. BOOTH-AMOS	18.458
8	51 J. MASIA	18.464
9	62 S. MANZI	18.476
10	24 L. TACCINI	18.501
11	5 N. ANTONELLI	18.512
12	3 R. DE ROSA	18.515
13	23 M. SCHROETTER	18.564
14	57 A. MAHENDRA	18.566
15	53 V. DEBISE	18.618
16	20 X. CARDELUS	18.622
17	43 S. JESPERSEN	18.628
18	65 P. OETTL	18.636
19	15 E. MCMANUS	18.680
20	21 M. RINALDI	18.701
21	32 D. BAYLISS	18.709
22	66 N. TUULI	18.719
23	50 D. VOSTATEK	18.720
24	77 F. FARIOLI	18.723
25	7 L. VENEMAN	18.754
26	27 K. TOBA	18.772
27	28 G. VAN STRAALEN	18.822
28	22 A. CARRASCO	18.868
29	68 L. POWER	18.881
30	31 Y. OKAMOTO	18.909
31	63 S. AZMAN	18.921
32	33 E. MONTERO	18.947
33	44 H. TRUELOVE	18.966
34	4 L. ARBEL	18.983

28/03/2025

These data/results cannot be reproduced, stored and/or transmitted in whole or in part by any manner of electronic, mechanical, photocopying, recording, broadcasting or otherwise now known or herein after developed without the previous express consent by the copyright owner, except for reproduction in daily press and regular printed publications on sale to the public within 60 days of the event related to those data/results and always provided that copyright symbol appears together as follows below.

© DORNA WSBK ORGANIZATION Srl 2025





Portimao 4.592 m

Portuguese Round, 28-30 March 2025
Ideal Times Free Practice

No.	Rider	Nat	Bike	Seg. 1 Diff. 1	Seg. 2 Diff. 2	Seg. 3 Diff. 3	Seg. 4 Diff. 4	Ideal Time Best Lap	Pos.	Diff.
1	61 C. ONCU	TUR	Yamaha YZF R9	33.083 +0.086	30.627	21.549 +0.153	18.193 +0.050	1'43.452 1'43.741	1	0.289
2	94 L. MAHIAS	FRA	Yamaha YZF R9	33.137 +0.231	30.765 +0.028	21.454	18.361 +0.067	1'43.717 1'44.043	4	0.326
3	11 B. BENDSNEYDER	NED	MV Agusta F3 800 RR	33.092	30.797	21.547 +0.021	18.305 +0.193	1'43.741 1'43.955	3	0.214
4	64 F. CARICASULO	ITA	MV Agusta F3 800 RR	33.233	30.716	21.493	18.347	1'43.789 1'43.789	2	
5	62 S. MANZI	ITA	Yamaha YZF R9	33.200	30.707	21.548 +0.247	18.476 +0.079	1'43.931 1'44.257	6	0.326
6	51 J. MASIA	ESP	Ducati Panigale V2	33.060	30.807	21.668 +0.048	18.464	1'43.999 1'44.047	5	0.048
7	23 M. SCHROETTER	GER	Ducati Panigale V2	33.352 +0.045	30.842 +0.004	21.509 +0.065	18.564 +0.071	1'44.267 1'44.452	7	0.185
8	5 N. ANTONELLI	ITA	Yamaha YZF R9	33.337	31.042	21.659	18.512 +0.044	1'44.550 1'44.594	8	0.044
9	20 X. CARDELLUS	AND	Ducati Panigale V2	33.357 +0.167	30.895 +0.042	21.692	18.622 +0.027	1'44.566 1'44.802	11	0.236
10	6 C. PEROLARI	FRA	Honda CBR600RR	33.418 +0.055	31.072	21.727 +0.098	18.363	1'44.580 1'44.733	9	0.153
11	43 S. JESPERSEN	DEN	Ducati Panigale V2	33.399 +0.024	31.001 +0.117	21.672	18.628 +0.120	1'44.700 1'44.961	13	0.261
12	65 P. OETTL	GER	Ducati Panigale V2	33.390	30.872	21.847	18.636 +0.048	1'44.745 1'44.793	10	0.048
13	52 J. ALCOBA	ESP	Kawasaki ZX-6R 636	33.469 +0.028	31.008	21.848	18.454	1'44.779 1'44.807	12	0.028
14	24 L. TACCINI	ITA	Ducati Panigale V2	33.497	31.004	21.813 +0.066	18.501 +0.095	1'44.815 1'44.976	14	0.161
15	69 T. BOOTH-AMOS	GBR	Triumph Street Triple RS 765	33.423	31.124 +0.031	21.874 +0.076	18.458 +0.029	1'44.879 1'45.015	15	0.136
16	53 V. DEBISE	FRA	Ducati Panigale V2	33.603 +0.019	31.044	21.657 +0.177	18.618 +0.074	1'44.922 1'45.192	16	0.270
17	50 D. VOSTATEK	CZE	Ducati Panigale V2	33.663 +0.066	31.055	21.731	18.720 +0.148	1'45.169 1'45.383	17	0.214
18	21 M. RINALDI	ITA	Yamaha YZF R9	33.683 +0.095	31.174	21.721 +0.019	18.701	1'45.279 1'45.393	18	0.114
19	57 A. MAHENDRA	INA	Yamaha YZF R9	33.766 +0.031	31.296 +0.237	21.913	18.566 +0.053	1'45.541 1'45.862	20	0.321
20	32 D. BAYLISS	AUS	Triumph Street Triple RS 765	33.923 +0.069	31.255	21.794 +0.050	18.709 +0.069	1'45.681 1'45.869	21	0.188
21	15 E. MCMANUS	IRL	Ducati Panigale V2	33.746 +0.150	31.202 +0.073	22.098 +0.011	18.680 +0.022	1'45.726 1'45.982	22	0.256
22	3 R. DE ROSA	ITA	QJMOTOR SRK 800 RR	33.911 +0.035	31.475	21.907	18.515	1'45.808 1'45.843	19	0.035
23	77 F. FARIOLI	ITA	MV Agusta F3 800 RR	34.011	31.371 +0.021	21.892	18.723 +0.003	1'45.997 1'46.021	23	0.024
24	66 N. TUULI	FIN	QJMOTOR SRK 800 RR	33.947	31.435	21.932 +0.081	18.719 +0.082	1'46.033 1'46.196	24	0.163
25	27 K. TOBA	JPN	Honda CBR600RR	34.074	31.356	22.081 +0.182	18.772 +0.048	1'46.283 1'46.513	25	0.230
26	44 H. TRUELOVE	GBR	Ducati Panigale V2	33.942 +0.014	31.391 +0.113	22.094	18.966 +0.102	1'46.393 1'46.622	26	0.229
27	28 G. VAN STRAALEN	NED	Ducati Panigale V2	33.942 +0.085	31.640	22.116 +0.043	18.822 +0.013	1'46.520 1'46.661	27	0.141
28	7 L. VENEMAN	NED	Ducati Panigale V2	34.118 +0.214	31.593	22.221	18.754 +0.116	1'46.686 1'47.016	28	0.330
29	33 E. MONTERO	ESP	Ducati Panigale V2	34.455 +0.098	31.572	22.167 +0.158	18.947	1'47.141 1'47.397	29	0.256
30	4 L. ARBEL	FRA	MV Agusta F3 800 RR	34.449 +0.169	31.913 +0.055	22.260 +0.033	18.983	1'47.605 1'47.862	31	0.257
31	63 S. AZMAN	MAS	Honda CBR600RR	34.397 +0.043	31.980	22.322	18.921	1'47.620 1'47.663	30	0.043
32	68 L. POWER	AUS	MV Agusta F3 800 RR	34.517	31.740	22.491	18.881 +1'29.018	1'47.629 1'47.899	32	0.270
33	22 A. CARRASCO	ESP	Honda CBR600RR	34.539 +0.019	32.031	22.326 +0.103	18.868 +0.048	1'47.764 1'47.934	33	0.170
34	31 Y. OKAMOTO	JPN	Yamaha YZF R9	34.661	32.539	22.469	18.909 +0.129	1'48.578 1'48.707	34	0.129
Overall Ideal Time				33.060	30.627	21.454	18.193	1'43.334		

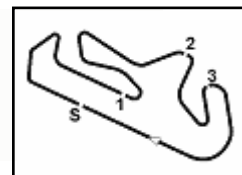
28/03/2025

These data/results cannot be reproduced, stored and/or transmitted in whole or in part by any manner of electronic, mechanical, photocopying, recording, broadcasting or otherwise now known or herein after developed without the previous express consent by the copyright owner, except for reproduction in daily press and regular printed publications on sale to the public within 60 days of the event related to those data/results and always provided that copyright symbol appears together as follows below.

© DORNA WSBK ORGANIZATION Srl 2025

FICR PERUGIA TIMING





Portimao 4.592 m

1 / 5

Portuguese Round, 28-30 March 2025
Chronological Analysis Free Practice

1° 61 C. ONCU [1'43.741]							
Lap	Seg1	Seg2	Seg3	Seg4	Lap Time	km/h	Local Time
1	33.459	31.715	22.097	18.417	1'45.280	260,5	9:42'58.583
2	33.350	30.904	21.769	18.262	1'44.216	263,7	9:46'28.079
3	33.515	31.080	21.563	18.365	1'44.523	261,1	9:48'12.602
4	33.391	30.761	21.858	18.237	1'44.247C	261,1	9:49'56.849
5	33.477	30.764	21.993	18.491	1'44.725	263,0	9:51'41.574
6	36.858	31.439	21.856	39.294	2'09.447P	271,6	9:53'51.021
7	8'45.053	32.239	24.214	18.603	10'00.109P		10:03'51.130
8	33.198	30.823	21.571	18.253	1'43.845	269,6	10:05'34.975
9	33.263	30.862	21.553	18.295	1'43.973	272,9	10:07'18.948
10	33.163	30.926	21.596	18.320	1'44.005	272,3	10:09'02.953
11	33.083	30.785	21.643	18.316	1'43.827	273,6	10:10'46.780
12	33.167	30.989	21.898	18.377	1'44.431	268,9	10:12'31.211
13	33.249	30.827	21.549	18.449	1'44.074	270,2	10:14'15.285
14	33.175	31.019	21.681	18.423	1'44.298	270,9	10:15'59.583
15	44.311	35.368	22.286	18.496	2'00.461	269,6	10:18'00.044
16	33.294	31.185	21.674	18.396	1'44.549	269,6	10:19'44.593
17	33.169	30.627	21.702	18.243	1'43.741	272,9	10:21'28.334

5° 51 J. MASIA [1'44.047]							
Lap	Seg1	Seg2	Seg3	Seg4	Lap Time	km/h	Local Time
1	34.119	31.347	21.963	18.741	1'46.170	277,1	9:44'52.176
2	33.851	31.191	21.909	18.695	1'45.646	278,6	9:46'37.822
3	33.698	31.076	21.764	18.691	1'45.229	276,4	9:48'23.051
4	33.490	31.105	21.851	18.730	1'45.176C	277,8	9:50'08.227
5	37.579	35.077	22.124	18.822	1'53.602	279,3	9:52'01.829
6	33.518	31.001	21.915	18.648	1'45.082	275,7	9:53'46.911
7	33.317	30.922	21.879	18.673	1'44.791	277,1	9:55'31.702
8	35.838	33.196	23.168	37.988	2'10.190P	277,1	9:57'41.892
9	8'42.801	32.523	22.557	18.947	9'56.828P		10:07'38.720
10	33.673	31.099	21.829	18.713	1'45.314	273,6	10:09'24.034
11	33.326	30.903	21.812	18.683	1'44.724	276,4	10:11'08.758
12	36.082	31.280	21.903	35.113	2'04.378P	280,7	10:13'13.136
13	3'08.628	31.361	21.987	18.599	4'20.575P		10:17'33.711
14	33.182	30.822	21.668	18.470	1'44.142	275,7	10:19'17.853
15	33.060	30.807	21.716	18.464	1'44.047	280,0	10:21'01.900

2° 64 F. CARICASULO [1'43.789]							
Lap	Seg1	Seg2	Seg3	Seg4	Lap Time	km/h	Local Time
1	34.917	31.930	21.835	18.560	1'47.242	268,2	9:44'04.763
2	34.549	31.797	21.933	18.653	1'46.932	261,1	9:45'51.695
3	33.903	32.317	24.600	18.638	1'49.458	280,7	9:47'41.153
4	33.687	31.337	21.914	18.681	1'45.619	276,4	9:49'26.772
5	33.825	33.684	21.937	18.639	1'48.085	274,3	9:51'14.857
6	33.725	31.034	21.625	18.520	1'44.904	279,3	9:52'59.761
7	33.354	31.809	22.541	42.623	2'10.327P	275,0	9:55'10.088
8	12'35.067	31.307	21.525	18.432	13'46.331P		10:08'56.419
9	33.263	30.756	21.632	18.395	1'44.046	275,0	10:10'40.465
10	33.417	30.979	21.878	18.808	1'45.082	276,4	10:12'25.547
11	33.233	30.716	21.493	18.347	1'43.789	273,6	10:14'09.336
12	33.732	31.671	22.527	18.700	1'46.630	277,1	10:15'55.966
13	33.487	30.848	21.802	18.566	1'44.703	271,6	10:17'40.669
14	33.842	31.984	22.347	18.799	1'46.972	272,3	10:19'27.641
15	33.536	30.962	21.911	18.553	1'44.962	272,9	10:21'12.603

6° 62 S. MANZI [1'44.257]							
Lap	Seg1	Seg2	Seg3	Seg4	Lap Time	km/h	Local Time
1	33.838	31.317	22.036	18.717	1'45.908	272,3	9:44'57.175
2	33.680	31.271	21.732	18.592	1'45.275	273,6	9:46'42.450
3	33.830	31.182	21.683	18.732	1'45.427	272,3	9:48'27.877
4	33.894	31.296	21.672	18.817	1'45.679C	273,6	9:50'13.556
5	33.452	31.011	21.567	18.801	1'44.831	270,9	9:51'58.387
6	33.500	30.895	21.771	18.476	1'44.642	273,6	9:53'43.029
7	33.293	30.885	21.705	18.636	1'44.519	275,7	9:55'27.548
8	33.415	30.994	21.595	18.669	1'44.673	271,6	9:57'12.221
9	36.242	32.163	22.556	39.521	2'10.482P	273,6	9:59'22.703
10	8'19.218	31.595	21.749	18.835	9'31.397P		10:08'54.100
11	33.332	30.919	21.655	18.667	1'44.573	273,6	10:10'38.673
12	33.309	30.873	21.679	18.666	1'44.527	275,0	10:12'23.200
13	33.460	30.926	21.824	18.586	1'44.796	276,4	10:14'07.996
14	33.247	30.977	21.548	18.705	1'44.477	273,6	10:15'52.473
15	33.259	30.877	21.667	18.683	1'44.486	272,3	10:17'36.959
16	40.013	35.785	22.339	18.710	1'56.847	271,6	10:19'33.806
17	33.200	30.707	21.795	18.555	1'44.257	274,3	10:21'18.063

3° 11 B. BENDSNEYDER [1'43.955]							
Lap	Seg1	Seg2	Seg3	Seg4	Lap Time	km/h	Local Time
1	3'54.721	31.599	21.761	18.972	5'07.053P		9:47'44.572
2	33.679	30.941	21.653	18.305	1'44.578	275,0	9:49'29.150
3	33.458	30.830	21.564	18.548	1'44.400	274,3	9:51'13.550
4	33.625	30.909	21.797	18.614	1'44.945	283,7	9:52'58.495
5	33.452	30.846	21.569	18.492	1'44.359	279,3	9:54'42.854
6	33.461	30.918	21.670	18.522	1'44.571	272,3	9:56'27.425
7	35.697	32.209	22.388	41.209	2'11.503P	271,6	9:58'38.928
8	9'31.613	31.368	24.186	18.734	10'45.901P		10:09'24.829
9	33.092	30.797	21.568	18.498	1'43.955	278,6	10:11'08.784
10	35.429	31.151	21.559	18.397	1'46.536	280,7	10:12'55.320
11	33.182	31.004	21.547	18.455	1'44.188	278,6	10:14'39.508
12	35.027	32.618	25.462	40.210	2'13.317P	274,3	10:16'52.825
13	2'55.693	31.483	21.772	18.611	4'07.559P		10:21'00.384

4° 94 L. MAHIAS [1'44.043]							
Lap	Seg1	Seg2	Seg3	Seg4	Lap Time	km/h	Local Time
1	33.476	30.927	21.626	18.361	1'44.390	268,9	9:44'46.209
2	33.368	30.793	21.454	18.428	1'44.043	270,9	9:46'30.252
3	33.292	30.871	21.530	18.498	1'44.191	272,9	9:48'14.443

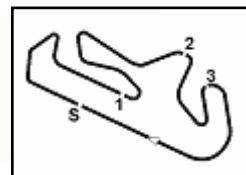
7° 23 M. SCHROETTER [1'44.452]							
Lap	Seg1	Seg2	Seg3	Seg4	Lap Time	km/h	Local Time
1	35.153	34.327	23.003	19.245	1'52.377	272,3	9:44'04.087
2	33.700	31.165	21.891	18.710	1'45.466	275,0	9:47'41.930
3	33.577	31.021	21.810	18.733	1'45.141	275,7	9:49'27.071
4	33.970	32.061	21.707	18.669	1'46.407	277,8	9:51'13.478
5	37.976	31.533	21.685	18.794	1'49.988	282,9	9:53'03.466
6	33.691	31.072	21.637	18.836	1'45.236	272,9	9:54'48.702
7	36.575	32.084	25.318	19.236	1'53.213	272,3	9:56'41.915
8	34.481	31.749	22.360	39.251	2'07.841P	268,9	9:58'49.756
9	9'29.057	31.585	21.778	18.821	10'41.241P		10:09'30.997
10	33.552	30.939	21.566	18.632	1'44.689	275,0	10:11'15.686

28/03/2025 P = Pits In/Out - C = Lap Time Cancelled

These data/results cannot be reproduced, stored and/or transmitted in whole or in part by any manner of electronic, mechanical, photocopying, recording, broadcasting or otherwise now known or herein after developed without the previous express consent by the copyright owner, except for reproduction in daily press and regular printed publications on sale to the public within 60 days of the event related to those data/results and always provided that copyright symbol appears together as follows below.

© DORNA WSBK ORGANIZATION Srl 2025





Portimao 4.592 m

2 / 5

Portuguese Round, 28-30 March 2025
Chronological Analysis Free Practice

11	33.358	31.024	21.654	18.799	1'44.835	272,3	10:13'00.521	13	33.577	31.168	21.971	18.741	1'45.457	270,9	10:14'05.365
12	33.397	30.846	21.574	18.635	1'44.452	272,9	10:14'44.973	14	33.828	38.082	23.930	18.930	1'54.770	269,6	10:16'00.135
13	33.701	30.993	21.690	18.690	1'45.074	272,3	10:16'30.047	15	33.696	31.245	22.005	18.702	1'45.648	272,9	10:17'45.783
14	33.471	30.842	21.781	18.564	1'44.658	272,3	10:18'14.705	16	33.776	31.343	22.086	18.717	1'45.922	270,9	10:19'31.705
15	33.352	31.061	21.509	18.639	1'44.561	272,9	10:19'59.266	17	33.747	31.339	23.500	18.636	1'47.222	272,9	10:21'18.927
16	1'11.820	34.470	23.742	40.023	2'50.055P	274,3	10:22'49.321								

8° 5 N. ANTONELLI [1'44.594]							
Lap	Seg1	Seg2	Seg3	Seg4	Lap Time	km/h	Local Time
		33.447	23.218	19.089		63,5	9:42'44.403
1	34.749	32.792	22.363	18.860	1'48.764	269,6	9:44'33.167
2	34.578	31.979	22.197	18.750	1'47.504	270,2	9:46'20.671
3	34.056	31.536	22.004	18.784	1'46.380	270,2	9:48'07.051
4	33.891	31.441	22.927	18.702	1'46.961C	271,6	9:49'54.012
5	34.385	31.603	22.325	18.692	1'47.005	270,9	9:51'41.017
6	33.728	31.113	22.051	18.608	1'45.500	273,6	9:53'26.517
7	33.874	31.181	21.938	18.546	1'45.539	270,2	9:55'12.056
8	33.419	31.204	21.973	18.633	1'45.229	269,6	9:56'57.285
9	34.321	31.321	22.388	38.650	2'06.680P	268,9	9:59'03.965
10	10'56.564	31.724	22.053	18.572	12'08.913P		10:11'12.878
11	33.636	31.215	22.230	18.512	1'45.593	270,2	10:12'58.471
12	33.487	31.216	21.879	18.686	1'45.268	271,6	10:14'43.739
13	33.658	31.162	21.909	18.625	1'45.354	271,6	10:16'29.093
14	33.500	31.273	21.698	18.547	1'45.018	267,6	10:18'14.111
15	33.337	31.042	21.659	18.556	1'44.594	270,9	10:19'58.705
16	1'14.363	34.836	23.773	42.190	2'55.162P	268,2	10:22'53.867

11° 20 X. CADELUS [1'44.802]								
Lap	Seg1	Seg2	Seg3	Seg4	Lap Time	km/h	Local Time	
			32.755	22.489	18.840			9:42'41.340
1	34.416	31.321	22.072	18.622	1'46.431	271,6	9:44'27.771	
2	33.725	31.239	21.963	18.688	1'45.615	275,0	9:46'13.386	
3	33.679	31.107	21.838	18.696	1'45.320	273,6	9:47'58.706	
4	33.805	31.258	22.138	18.929	1'46.130C	276,4	9:49'44.836	
5	33.650	31.016	21.892	18.794	1'45.352	275,0	9:51'30.188	
6	37.634	32.199	22.505	39.320	2'11.658P	274,3	9:53'41.846	
7	8'32.308	31.985	22.163	18.665	9'45.121P		10:03'26.967	
8	33.524	30.937	21.692	18.649	1'44.802	272,9	10:05'11.769	
9	33.397	31.583	22.528	19.034	1'46.542	275,7	10:06'58.311	
10	33.357	31.111	21.862	18.634	1'44.964	278,6	10:08'43.275	
11	33.838	31.433	22.199	38.477	2'05.947P	280,7	10:10'49.222	
12	4'43.113	31.826	22.269	18.842	5'56.050P		10:16'45.272	
13	33.602	31.005	21.867	18.647	1'45.121	270,2	10:18'30.393	
14	33.426	30.895	21.735	18.746	1'44.802	272,9	10:20'15.195	

12° 52 J. ALCOBA [1'44.807]								
Lap	Seg1	Seg2	Seg3	Seg4	Lap Time	km/h	Local Time	
		32.585	23.590	20.074			9:42'42.639	
1	34.284	31.644	22.299	18.782	1'47.009	275,0	9:44'29.648	
2	33.982	31.346	21.917	18.667	1'45.912	279,3	9:46'15.560	
3	33.908	31.446	21.996	18.707	1'46.057	277,8	9:48'01.617	
4	37.117	32.295	24.139	18.789	1'52.340C	277,8	9:49'53.957	
5	33.975	31.254	22.079	18.587	1'45.895	280,0	9:51'39.852	
6	33.570	31.156	22.055	18.625	1'45.406	277,1	9:53'25.258	
7	33.649	31.266	22.050	18.564	1'45.529	277,8	9:55'10.787	
8	33.469	31.167	21.933	18.559	1'45.128	275,7	9:56'55.915	
9	37.715	33.842	23.761	39.432	2'14.750P	276,4	9:59'10.665	
10	11'36.664	31.722	22.173	18.763	12'49.322P		10:11'59.987	
11	33.918	31.412	21.984	18.558	1'45.872	271,6	10:13'45.859	
12	33.689	31.138	22.565	18.616	1'46.008	272,3	10:15'31.867	
13	33.535	34.783	22.822	23.400	1'54.540C	272,9	10:17'26.407	
14	33.480	31.199	22.110	18.628	1'45.417	275,7	10:19'11.824	
15	33.497	31.008	21.848	18.454	1'44.807	276,4	10:20'56.631	

13° 43 S. JESPERSEN [1'44.961]								
Lap	Seg1	Seg2	Seg3	Seg4	Lap Time	km/h	Local Time	
		32.262	23.134	19.209			9:42'18.571	
1	34.202	31.972	21.795	18.647	1'46.616	280,7	9:44'05.187	
2	34.491	31.796	21.805	18.697	1'46.789	261,1	9:45'51.976	
3	33.973	31.459	21.827	18.680	1'45.939	272,3	9:47'37.915	
4	35.792	33.753	21.734	18.728	1'50.007	279,3	9:49'27.922	
5	33.646	31.229	21.740	18.765	1'45.380	282,9	9:51'13.302	
6	33.575	31.055	21.711	18.778	1'45.119	282,9	9:52'58.421	
7	33.772	31.001	21.709	18.836	1'45.318	280,7	9:54'43.739	
8	38.867	36.202	24.136	19.472	1'58.677	272,9	9:56'42.416	
9	34.214	32.129	22.125	39.179	2'07.647P	280,7	9:58'50.063	
10	6'52.996	31.577	22.225	18.773	8'05.571P		10:06'55.634	
11	34.213	31.585	21.866	18.894	1'46.558	282,9	10:08'42.192	
12	33.705	31.189	21.981	18.791	1'45.666	272,3	10:10'27.858	
13	33.399	31.122	21.967	18.773	1'45.261	280,7	10:12'13.119	
14	37.853	31.796	24.750	18.639	1'53.038	277,1	10:14'06.157	
15	33.711	32.146	22.329	18.681	1'46.867	277,8	10:15'53.024	
16	33.423	31.118	21.672	18.748	1'44.961	279,3	10:17'37.985	
17	37.079	36.337	22.007	18.762	1'54.185	279,3	10:19'32.170	

10° 65 P. OETTL [1'44.793]							
Lap	Seg1	Seg2	Seg3	Seg4	Lap Time	km/h	Local Time
		33.110	22.420	19.015			9:42'19.741
1	34.264	31.422	22.230	18.667	1'46.583	273,6	9:44'06.324
2	36.518	31.424	21.976	18.799	1'48.717	275,7	9:45'55.041
3	33.745	31.021	21.949	18.723	1'45.438	274,3	9:47'40.479
4	33.602	31.227	21.953	18.875	1'45.657	272,3	9:49'26.136
5	33.896	31.216	21.926	18.877	1'45.915	271,6	9:51'12.051
6	38.131	33.370	21.915	18.792	1'52.208	273,6	9:53'04.259
7	33.691	31.145	22.004	18.751	1'45.591	275,0	9:54'49.850
8	35.104	31.981	23.056	38.332	2'08.473P	270,2	9:56'58.323
9	8'53.316	31.165	21.956	18.658	10'05.095P		10:07'03.418
10	33.390	30.872	21.847	18.684	1'44.793	273,6	10:08'48.211
11	33.642	31.255	22.654	18.695	1'46.246	275,7	10:10'34.457
12	33.711	31.071	21.912	18.757	1'45.451	280,7	10:12'19.908

28/03/2025 P = Pits In/Out - C = Lap Time Cancelled

These data/results cannot be reproduced, stored and/or transmitted in whole or in part by any manner of electronic, mechanical, photocopying, recording, broadcasting or otherwise now known or herein after developed without the previous express consent by the copyright owner, except for reproduction in daily press and regular printed publications on sale to the public within 60 days of the event related to those data/results and always provided that copyright symbol appears together as follows below.

© DORNA WSBK ORGANIZATION Srl 2025

Portuguese Round, 28-30 March 2025
Chronological Analysis Free Practice

3 / 5

18 33.637 31.274 22.763 18.628 1'46.302 282,2 10:21'18.472

6 38.138 31.923 22.833 39.846 2'12.740P 277,8 9:55'13.538

14° 24 L. TACCINI [1'44.976]

Lap	Seg1	Seg2	Seg3	Seg4	Lap Time	km/h	Local Time
1	34.450	32.014	22.532	18.692	1'47.688	270,9	9:44'04.550
2	33.788	31.825	22.040	18.731	1'46.384	278,6	9:45'50.934
3	33.726	31.593	21.957	18.612	1'45.888	276,4	9:47'36.822
4	34.929	33.433	22.516	18.662	1'49.540	274,3	9:49'26.362
5	33.856	31.354	21.929	18.539	1'45.678	275,7	9:51'12.040
6	33.557	31.436	22.054	18.619	1'45.666	278,6	9:52'57.706
7	34.887	31.958	22.646	39.256	2'08.747P	275,7	9:55'06.453
8	10'35.480	31.922	22.410	18.773	11'48.585P		10:06'55.038
9	33.932	31.642	21.840	18.639	1'46.053	279,3	10:08'41.091
10	33.617	31.343	21.813	18.597	1'45.370	281,5	10:10'26.461
11	33.531	31.335	21.977	18.720	1'45.563	282,2	10:12'12.024
12	37.330	32.814	25.077	18.614	1'53.835	275,0	10:14'05.859
13	33.691	32.579	22.617	18.712	1'47.599	278,6	10:15'53.458
14	33.497	31.004	21.879	18.596	1'44.976	280,7	10:17'38.434
15	35.439	32.433	22.884	18.718	1'49.474	280,0	10:19'27.908
16	33.607	31.260	21.870	18.501	1'45.238	277,8	10:21'13.146

18° 21 M. RINALDI [1'45.393]

Lap	Seg1	Seg2	Seg3	Seg4	Lap Time	km/h	Local Time
1	34.540	31.543	21.807	18.840	1'46.730	268,2	9:48'34.863
2	34.191	31.402	21.744	18.900	1'46.237C	270,9	9:50'21.100
3	34.004	31.205	21.833	18.763	1'45.805	268,9	9:52'06.905
4	33.864	31.184	21.784	18.741	1'45.573	269,6	9:53'52.478
5	39.449	32.850	23.071	40.175	2'15.545P	269,6	9:56'08.023
6	5'58.328	31.615	21.862	18.741	7'10.546P		10:03'18.569
7	34.438	31.431	21.851	18.744	1'46.464	260,5	10:05'05.033
8	35.780	31.429	21.949	18.755	1'47.913	267,6	10:06'52.946
9	33.822	31.207	21.868	18.813	1'45.710	266,9	10:08'38.656
10	34.081	37.803	23.217	39.368	2'14.469P	267,6	10:10'53.125
11	5'17.949	32.351	23.214	18.927	6'32.441CP		10:17'25.566
12	33.683	31.332	21.721	18.769	1'45.505	268,9	10:19'11.071
13	33.778	31.174	21.740	18.701	1'45.393	265,6	10:20'56.464

15° 69 T. BOOTH-AMOS [1'45.015]

Lap	Seg1	Seg2	Seg3	Seg4	Lap Time	km/h	Local Time
1	34.309	32.866	24.231	20.579			9:42'42.038
2	34.063	32.028	22.323	18.791	1'47.451	270,9	9:44'29.489
3	34.036	31.694	21.874	18.493	1'46.124	278,6	9:46'15.613
4	36.709	31.452	22.094	18.458	1'46.040	280,7	9:48'01.653
5	33.728	33.496	22.881	19.036	1'52.122C	280,7	9:49'53.775
6	33.728	31.315	22.144	18.617	1'45.804	277,8	9:51'39.579
7	33.459	31.124	21.933	18.644	1'45.160	276,4	9:53'24.739
8	33.600	31.147	22.189	18.504	1'45.440	274,3	9:55'10.179
9	33.476	31.192	22.007	18.633	1'45.308	273,6	9:56'55.487
10	37.923	33.761	24.509	40.394	2'16.587P	271,6	9:59'12.074
11	16'36.160	32.226	22.277	18.711	17'49.374P		10:17'01.448
12	33.724	31.124	22.044	18.463	1'45.355	272,9	10:18'46.803
13	33.423	31.155	21.950	18.487	1'45.015	272,9	10:20'31.818

19° 3 R. DE ROSA [1'45.843]

Lap	Seg1	Seg2	Seg3	Seg4	Lap Time	km/h	Local Time
1		32.984	23.012	19.230			9:42'17.564
2	35.175	32.467	22.233	18.586	1'48.461	250,3	9:44'06.025
3	34.278	32.589	22.054	18.715	1'47.636	270,9	9:45'53.661
4	34.081	33.084	26.079	19.112	1'52.356	268,2	9:47'46.017
5	34.889	36.384	22.565	40.964	2'14.802P	270,2	9:50'00.819
6	14'05.476	33.628	22.491	18.964	15'20.559P		10:05'21.378
7	34.587	31.749	22.167	18.726	1'47.229	263,0	10:07'08.607
8	34.178	31.479	21.964	18.586	1'46.207	266,9	10:08'54.814
9	33.911	33.183	23.145	40.972	2'11.211P	270,9	10:11'06.025
10	5'55.969	34.749	25.210	18.642	7'14.570P		10:18'20.595
11	33.946	31.475	21.907	18.515	1'45.843	266,2	10:20'06.438

16° 53 V. DEBISE [1'45.192]

Lap	Seg1	Seg2	Seg3	Seg4	Lap Time	km/h	Local Time
1	34.158	32.545	22.470	18.999	1'46.880	264,9	9:42'14.862
2	33.867	31.981	22.043	18.698	1'46.880	264,9	9:44'01.742
3	33.877	31.291	21.895	18.805	1'45.858	271,6	9:45'47.600
4	33.814	31.080	21.825	18.774	1'45.466	268,9	9:47'33.066
5	33.814	31.174	21.729	18.808	1'45.525	269,6	9:49'18.591
6	33.625	31.257	21.657	39.225	2'05.764P	269,6	9:51'24.355
7	7'58.270	31.592	22.194	18.888	9'10.944P		10:00'35.299
8	33.835	31.336	21.731	18.712	1'45.614	268,9	10:02'20.913
9	33.603	31.274	21.755	18.777	1'45.409	270,2	10:04'06.322
10	34.084	31.788	22.172	37.780	2'05.824P	270,2	10:06'12.146
11	8'46.372	31.411	21.914	18.786	9'58.483P		10:16'10.629
12	33.762	31.083	21.769	18.618	1'45.232	265,6	10:17'55.861
13	33.622	31.044	21.834	18.692	1'45.192	268,2	10:19'41.053
14	33.631	31.072	21.926	18.689	1'45.318	270,2	10:21'26.371

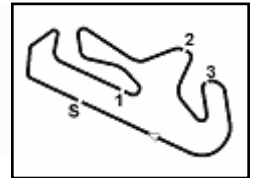
20° 57 A. MAHENDRA [1'45.862]

Lap	Seg1	Seg2	Seg3	Seg4	Lap Time	km/h	Local Time
1		32.375	22.375	18.853		65,8	9:42'48.788
2	34.231	31.589	22.207	18.760	1'46.787	266,9	9:44'35.575
3	33.896	31.351	21.989	18.751	1'45.987	269,6	9:46'21.562
4	33.773	31.388	22.207	18.566	1'45.934	272,3	9:48'07.496
5	34.225	31.809	22.687	19.081	1'47.802C	274,3	9:49'55.298
6	34.196	31.296	22.073	18.618	1'46.183	273,6	9:51'41.481
7	37.446	32.073	22.819	38.591	2'10.929P	274,3	9:53'52.410
8	8'42.344	32.894	22.388	19.267	9'56.893P		10:03'49.303
9	34.169	31.795	22.157	18.579	1'46.700	263,0	10:05'36.003
10	33.783	31.445	22.015	18.715	1'45.958	270,2	10:07'21.961
11	37.844	32.773	24.124	18.877	1'53.618	269,6	10:09'15.579
12	33.842	31.575	22.150	18.615	1'46.182	267,6	10:11'01.761
13	33.766	34.243	22.350	18.776	1'49.135	266,9	10:12'50.896
14	33.787	31.590	22.001	18.590	1'45.968	269,6	10:14'36.864
15	33.797	31.533	21.913	18.619	1'45.862	268,2	10:16'22.726
16	34.071	31.554	22.210	18.657	1'46.492	270,2	10:18'09.218
17	39.602	36.467	23.301	18.760	1'58.130	268,2	10:20'07.348

21° 32 D. BAYLISS [1'45.869]

Lap	Seg1	Seg2	Seg3	Seg4	Lap Time	km/h	Local Time
1		33.553	23.545	19.394			9:42'17.394

28/03/2025 P = Pits In/Out - C = Lap Time Cancelled
 These data/results cannot be reproduced, stored and/or transmitted in whole or in part by any manner of electronic, mechanical, photocopying, recording, broadcasting or otherwise now known or herein after developed without the previous express consent by the copyright owner, except for reproduction in daily press and regular printed publications on sale to the public within 60 days of the event related to those data/results and always provided that copyright symbol appears together as follows below.
 © DORNA WSBK ORGANIZATION Srl 2025



Portimao 4.592 m

Portuguese Round, 28-30 March 2025
Chronological Analysis Free Practice

5 / 5

6	34.554	31.995	22.567	18.931	1'48.047	270,9	9:53'42.942
7	34.245	31.653	22.419	18.894	1'47.211	270,2	9:55'30.153
8	34.118	31.872	22.826	18.945	1'47.761	271,6	9:57'17.914
9	34.947	32.577	23.338	41.384	2'12.246P	270,9	9:59'30.160
10	6'05.920	40.266	22.724	19.139	7'28.049P		10:06'58.209
11	34.307	31.917	22.287	18.853	1'47.364	272,3	10:08'45.573
12	37.941	32.085	22.848	18.958	1'51.832	274,3	10:10'37.405
13	34.381	32.089	22.700	41.072	2'10.242P	273,6	10:12'47.647
14	4'06.920	32.054	22.471	18.866	5'20.311P		10:18'07.958
15	34.332	31.593	22.221	18.870	1'47.016	269,6	10:19'54.974
16	34.130	31.656	22.562	18.754	1'47.102	270,2	10:21'42.076

32° 68 L. POWER [1'47.899]							
Lap	Seg.1	Seg.2	Seg.3	Seg.4	Lap Time	km/h	Local Time
1	34.997	33.449	23.321	19.180			9:42'15.743
2	34.987	32.255	22.628	18.881	1'48.761	268,9	9:44'04.504
3	34.541	31.850	26.042	18.963	1'51.842	266,9	9:45'56.346
4	35.093	31.795	22.640	19.212	1'48.188	267,6	9:47'44.534
5	34.664	31.740	22.491	18.995	1'48.360	268,9	9:49'32.894
6	35.097	35.903	22.630	19.014	1'48.048	266,2	9:51'20.942
7	34.517	35.903	22.569	18.981	1'52.550	268,2	9:53'13.492
8		33.232	23.267	41.145	2'12.161P	272,3	9:55'25.653
9					13'17.232P		10:08'42.885
10					1'48.147		10:10'31.032
11					1'49.908		10:12'20.940
12					1'47.899		10:14'08.839
					2'22.372P		10:16'31.211

29° 33 E. MONTERO [1'47.397]							
Lap	Seg.1	Seg.2	Seg.3	Seg.4	Lap Time	km/h	Local Time
1	37.394	37.346	25.256	20.496			9:43'56.591
2	36.271	43.323	26.795	19.767	2'07.279	257,4	9:46'03.870
3	37.058	33.246	23.351	19.579	1'52.447	264,9	9:47'56.317
4	8'11.807	32.984	22.908	43.558	2'16.508CP	260,5	9:50'12.825
5	35.445	33.109	22.955	19.472	9'27.343P		9:59'40.168
6	34.963	32.220	22.498	19.179	1'49.342	266,9	10:01'29.510
7	34.963	32.021	22.449	19.187	1'48.620	268,2	10:03'18.130
8	35.130	32.206	22.542	18.964	1'48.842	268,2	10:05'06.972
9	35.292	32.222	24.374	19.908	1'51.796	271,6	10:06'58.768
10	34.567	31.943	22.167	19.086	1'47.763	274,3	10:08'46.531
11	34.455	31.949	22.227	19.102	1'47.733	274,3	10:10'34.264
12	34.553	31.572	22.325	18.947	1'47.397	272,3	10:12'21.661
13	39.600	36.239	23.500	19.384	1'58.723	275,0	10:14'20.384
14	35.861	32.534	23.377	44.829	2'16.601P	268,9	10:16'36.985

33° 22 A. CARRASCO [1'47.934]							
Lap	Seg.1	Seg.2	Seg.3	Seg.4	Lap Time	km/h	Local Time
1	36.000	35.257	24.004	19.502			9:42'45.513
2	34.821	33.767	22.972	18.996	1'51.735	261,7	9:44'37.248
3	34.690	32.679	22.796	18.944	1'49.240	269,6	9:46'26.488
4	9'07.624	32.527	22.586	18.876	1'48.679	268,9	9:48'15.167
5	34.940	33.337	23.062	19.275	10'23.298	270,2	9:58'38.465
6	34.940	32.950	22.574	18.987	1'49.451	266,9	10:00'27.916
7	34.727	32.599			1'48.613	267,6	10:02'16.529
8	34.539	32.357	22.605	40.307	2'09.808P	267,6	10:04'26.337
9	7'53.936	32.936			9'20.786P		10:13'47.123
10	34.549		25.264	20.592	1'52.811		10:15'39.934
11	34.609	32.537	22.591	18.952	1'48.629	267,6	10:17'28.563
12	34.558	32.323	22.326	18.868	1'48.126	269,6	10:19'16.689
		32.031	22.429	18.916	1'47.934	267,6	10:21'04.623

30° 63 S. AZMAN [1'47.663]							
Lap	Seg.1	Seg.2	Seg.3	Seg.4	Lap Time	km/h	Local Time
1		34.064	23.665	19.522			9:43'04.246
2	35.540	33.230	22.801	19.139	1'50.710	263,0	9:44'54.956
3	35.094	32.712	22.415	19.102	1'49.323	269,6	9:46'44.279
4	34.870	32.529	22.817	19.251	1'49.467	271,6	9:48'33.746
5	34.924	32.887	22.428	18.925	1'49.164C	268,9	9:50'22.910
6	34.458	32.432	22.491	19.160	1'48.541	270,9	9:52'11.451
7	35.494	34.134	23.723	42.198	2'15.549P	267,6	9:54'27.000
8	11'46.128	33.968	22.922	19.099	13'02.117P		10:07'29.117
9	34.745	32.760	22.633	18.977	1'49.115	267,6	10:09'18.232
10	34.611	32.318	22.507	19.097	1'48.533	269,6	10:11'06.765
11	34.622	32.270	22.472	19.087	1'48.451	270,2	10:12'55.216
12	34.397	32.272	22.518	19.255	1'48.442	268,2	10:14'43.658
13	34.440	31.980	22.322	18.921	1'47.663	267,6	10:16'31.321
14	37.350	34.266	24.777	42.509	2'18.902P	269,6	10:18'50.223

34° 31 Y. OKAMOTO [1'48.707]							
Lap	Seg.1	Seg.2	Seg.3	Seg.4	Lap Time	km/h	Local Time
1		39.737	27.028	21.921			9:43'57.172
2	37.311	39.698	24.399	19.604	2'01.012	240,8	9:45'58.184
3	35.804	33.843	23.599	19.636	1'52.882	258,0	9:47'51.066
4	35.740	33.282	23.470	19.665	1'52.157	258,6	9:49'43.223
5	35.445	33.317	22.946	19.378	1'51.086	270,9	9:51'34.309
6	35.095	33.248	23.045	21.595	1'52.983	266,9	9:53'27.292
7	35.167	32.904	22.781	19.234	1'50.086	263,0	9:55'17.378
8	35.214	32.920	22.627	44.403	2'15.164P	270,2	9:57'32.542
9	14'17.205	33.896	23.032	19.174	15'33.307P		10:13'05.849
10	35.266	33.260	22.736	19.226	1'50.488	267,6	10:14'56.337
11	35.063	32.925	22.674	18.909	1'49.571	266,9	10:16'45.908
12	34.830	32.598	22.469	19.144	1'49.041	267,6	10:18'34.949
		32.539	22.469	19.038	1'48.707	268,9	10:20'23.656

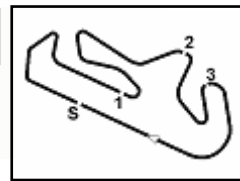
31° 4 L. ARBEL [1'47.862]							
Lap	Seg.1	Seg.2	Seg.3	Seg.4	Lap Time	km/h	Local Time
1		35.196	23.486	19.706			9:43'13.632
2	36.407	33.484	23.034	19.607	1'52.532	246,3	9:45'06.164
3	35.792	32.878	22.617	19.406	1'50.693	259,2	9:46'56.857
4	35.690	32.685	22.438	19.325	1'50.138	258,0	9:48'46.995
5	35.167	32.346	22.357	19.269	1'49.139	259,2	9:50'36.134
6	35.194	32.203	22.329	19.230	1'48.956	260,5	9:52'25.090
7	34.992	32.290	22.498	40.055	2'09.835P	260,5	9:54'34.925
8	8'25.622	32.935	22.504	19.126	9'40.187P		10:04'15.112
9	34.641	32.039	22.260	19.173	1'48.113	266,2	10:06'03.225
10	34.815	31.913	22.404	19.187	1'48.319	260,5	10:07'51.544
11	35.637	32.546	23.283	19.313	1'50.779	262,4	10:09'42.323
12	34.710	31.933	23.049	19.253	1'48.945	261,7	10:11'31.268
13	34.783	31.946	22.416	19.138	1'48.283	261,1	10:13'19.551
14	34.741	33.529	22.764	19.395	1'50.429	261,7	10:15'09.980
15	34.908	33.389	24.447	19.184	1'51.928	259,2	10:17'01.908

28/03/2025 P = Pits In/Out - C = Lap Time Cancelled

These data/results cannot be reproduced, stored and/or transmitted in whole or in part by any manner of electronic, mechanical, photocopying, recording, broadcasting or otherwise now known or herein after developed without the previous express consent by the copyright owner, except for reproduction in daily press and regular printed publications on sale to the public within 60 days of the event related to those data/results and always provided that copyright symbol appears together as follows below.

© DORNA WSBK ORGANIZATION Srl 2025





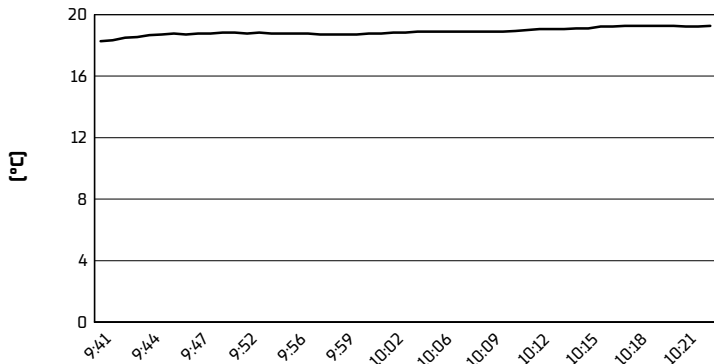
Portimao 4.592 m

Portuguese Round, 28-30 March 2025

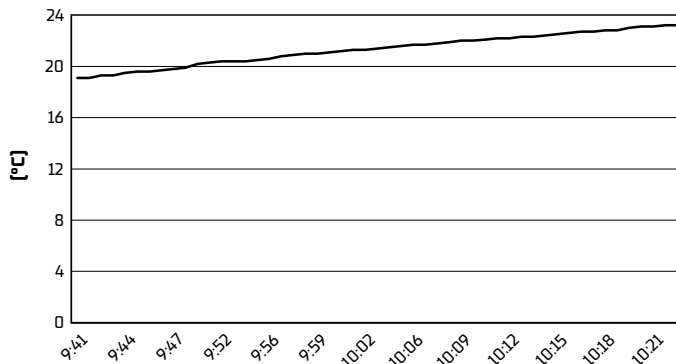
Weather Report Free Practice

Session started 09:40 - Session ended 10:23

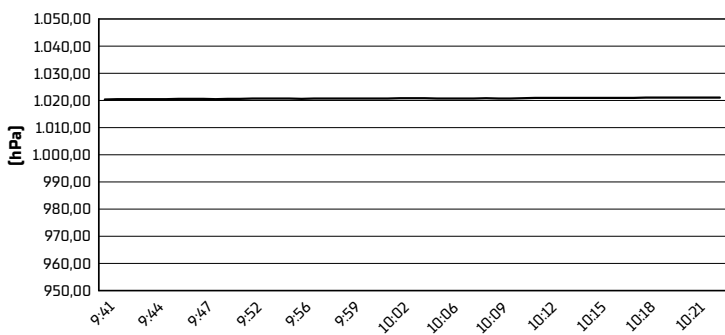
Air Temperature



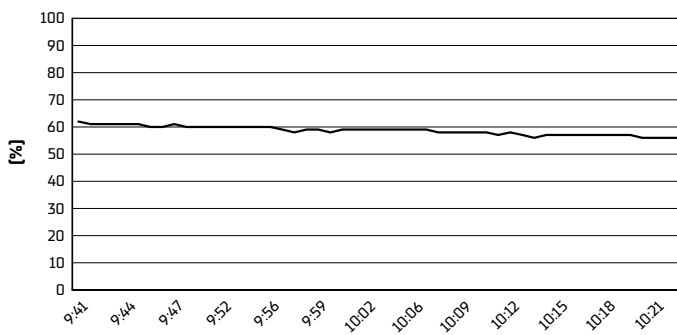
Track Temperature



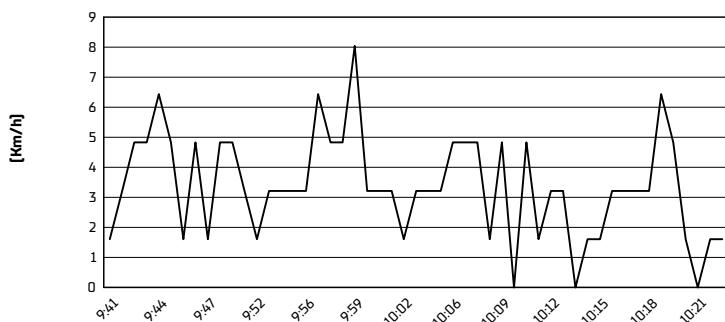
Air Pressure



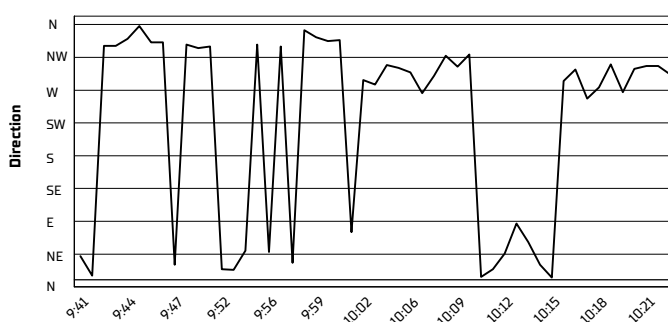
Humidity



Wind Speed



Wind Direction



28/03/2025

These data/results cannot be reproduced, stored and/or transmitted in whole or in part by any manner of electronic, mechanical, photocopying, recording, broadcasting or otherwise now known or herein after developed without the previous express consent by the copyright owner, except for reproduction in daily press and regular printed publications on sale to the public within 60 days of the event related to those data/results and always provided that copyright symbol appears together as follows below.

© DORNA WSBK ORGANIZATION Srl 2025