

**Portuguese Round, 28-30 March 2025**  
**Results Warm Up 1**

Portimao 4.592 m

1 / 2

No.	Rider	Nat	Team	Bike	Class	Time	Gap	Rel.	Laps	Speed	
										Avg	Max
1	<b>61</b> C. <b>ONCU</b>	TUR	Yamaha BLU CRU Evan Bros Team	Yamaha YZF R9		<b>1'43.256</b>			4	160,099	<b>270,9</b>
2	<b>62</b> S. <b>MANZI</b>	ITA	Pata Yamaha Ten Kate Racing	Yamaha YZF R9		<b>1'43.817</b>	0.561	0.561	5	159,234	<b>278,6</b>
3	<b>94</b> L. <b>MAHIAS</b>	FRA	GMT94-YAMAHA	Yamaha YZF R9		<b>1'44.024</b>	0.768	0.207	5	158,917	<b>270,2</b>
4	<b>11</b> B. <b>BENDSNEYDER</b>	NED	MV Agusta Reparto Corse	MV Agusta F3 800 RR		<b>1'44.029</b>	0.773	0.005	5	158,910	<b>279,3</b>
5	<b>24</b> L. <b>TACCINI</b>	ITA	Ecosantagata Althea Racing Team	Ducati Panigale V2		<b>1'44.045</b>	0.789	0.016	5	158,885	<b>285,9</b>
6	<b>53</b> V. <b>DEBISE</b>	FRA	Renzi Corse	Ducati Panigale V2		<b>1'44.125</b>	0.869	0.080	5	158,763	<b>270,2</b>
7	<b>52</b> J. <b>ALCOBA</b>	ESP	Kawasaki WorldSSP Team	Kawasaki ZX-6R 636		<b>1'44.202</b>	0.946	0.077	5	158,646	<b>278,6</b>
8	<b>64</b> F. <b>CARICASULO</b>	ITA	Motozoo ME air Racing	MV Agusta F3 800 RR		<b>1'44.380</b>	1.124	0.178	4	158,375	<b>273,6</b>
9	<b>51</b> J. <b>MASIA</b>	ESP	Orelac Racing Verdnatura	Ducati Panigale V2		<b>1'44.422</b>	1.166	0.042	5	158,311	<b>280,0</b>
10	<b>23</b> M. <b>SCHROETTER</b>	GER	WRP Racing	Ducati Panigale V2		<b>1'44.470</b>	1.214	0.048	5	158,239	<b>272,9</b>
11	<b>65</b> P. <b>OETTL</b>	GER	Feel Racing WorldSSP Team	Ducati Panigale V2		<b>1'44.483</b>	1.227	0.013	5	158,219	<b>281,5</b>
12	<b>77</b> F. <b>FARIOLI</b>	ITA	MV Agusta Reparto Corse	MV Agusta F3 800 RR		<b>1'44.494</b>	1.238	0.011	5	158,202	<b>281,5</b>
13	<b>5</b> N. <b>ANTONELLI</b>	ITA	VFT Racing	Yamaha YZF R9		<b>1'44.581</b>	1.325	0.087	5	158,071	<b>275,0</b>
14	<b>43</b> S. <b>JESPERSEN</b>	DEN	Ecosantagata Althea Racing Team	Ducati Panigale V2		<b>1'44.653</b>	1.397	0.072	5	157,962	<b>283,7</b>
15	<b>6</b> C. <b>PEROLARI</b>	FRA	Honda Racing World Supersport	Honda CBR600RR	*	<b>1'44.708</b>	1.452	0.055	5	157,879	<b>279,3</b>
16	<b>69</b> T. <b>BOOTH-AMOS</b>	GBR	PTR Triumph Factory Racing	Triumph Street Triple RS 765		<b>1'44.778</b>	1.522	0.070	5	157,774	<b>282,2</b>
17	<b>20</b> X. <b>CARDELUS</b>	AND	Orelac Racing Verdnatura	Ducati Panigale V2		<b>1'44.787</b>	1.531	0.009	5	157,760	<b>280,0</b>
18	<b>32</b> O. <b>BAYLISS</b>	AUS	PTR Triumph Factory Racing	Triumph Street Triple RS 765		<b>1'44.795</b>	1.539	0.008	5	157,748	<b>277,8</b>
19	<b>57</b> A. <b>MAHENDRA</b>	INA	Yamaha BLU CRU Evan Bros Team	Yamaha YZF R9		<b>1'44.927</b>	1.671	0.132	4	157,550	<b>272,3</b>
20	<b>3</b> R. <b>DE ROSA</b>	ITA	QJMOTOR Factory Racing	QJMOTOR SRK 800 RR	*	<b>1'44.990</b>	1.734	0.063	5	157,455	<b>275,7</b>
21	<b>50</b> O. <b>VOSTATEK</b>	CZE	WRP Racing	Ducati Panigale V2		<b>1'45.073</b>	1.817	0.083	5	157,331	<b>277,8</b>
22	<b>21</b> M. <b>RINALDI</b>	ITA	GMT94-YAMAHA	Yamaha YZF R9		<b>1'45.302</b>	2.046	0.229	5	156,988	<b>275,0</b>
23	<b>28</b> G. <b>VAN STRAALEN</b>	NED	D34G WorldSSP Racing Team	Ducati Panigale V2		<b>1'45.488</b>	2.232	0.186	5	156,712	<b>276,4</b>
24	<b>27</b> K. <b>TOBA</b>	JPN	PETRONAS MIE Honda Racing Team	Honda CBR600RR		<b>1'45.624</b>	2.368	0.136	5	156,510	<b>277,1</b>
25	<b>66</b> N. <b>TUULI</b>	FIN	QJMOTOR Factory Racing	QJMOTOR SRK 800 RR	*	<b>1'45.657</b>	2.401	0.033	5	156,461	<b>272,9</b>
26	<b>44</b> H. <b>TRUELOVE</b>	GBR	MMB Racing	Ducati Panigale V2		<b>1'45.711</b>	2.455	0.054	5	156,381	<b>268,9</b>
27	<b>15</b> E. <b>MCMANUS</b>	IRL	MMB Racing	Ducati Panigale V2		<b>1'45.778</b>	2.522	0.067	5	156,282	<b>273,6</b>
28	<b>4</b> L. <b>ARBEL</b>	FRA	Team Flembbo-Pilote Moto Production	MV Agusta F3 800 RR		<b>1'46.227</b>	2.971	0.449	5	155,621	<b>272,9</b>
29	<b>63</b> S. <b>AZMAN</b>	MAS	PETRONAS MIE Honda Racing Team	Honda CBR600RR		<b>1'46.345</b>	3.089	0.118	5	155,449	<b>272,9</b>
30	<b>7</b> L. <b>VENEMAN</b>	NED	EAB Racing Team	Ducati Panigale V2		<b>1'46.394</b>	3.138	0.049	5	155,377	<b>278,6</b>
31	<b>33</b> E. <b>MONTERO</b>	ESP	D34G WorldSSP Racing Team	Ducati Panigale V2	*	<b>1'46.419</b>	3.163	0.025	5	155,341	<b>277,1</b>
32	<b>31</b> Y. <b>OKAMOTO</b>	JPN	Pata Yamaha Ten Kate Racing	Yamaha YZF R9		<b>1'46.926</b>	3.670	0.507	5	154,604	<b>279,3</b>
33	<b>22</b> A. <b>CARRASCO</b>	ESP	Honda Racing World Supersport	Honda CBR600RR	*	<b>1'47.723</b>	4.467	0.797	5	153,460	<b>276,4</b>

Qualifying Lap Time (105% of 1'43.256): 1'48.419

\* WorldSSP Challenge

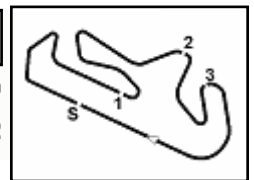
AIR	Humidity:	42%	Temp:	21°C
TRACK	Condition:	Dry	Temp:	20°C

Records	Pole	[SP]	2023 N.Bulega	1'42.769	160,860	Km/h
	Race	[RC1]	2024 Y.Montella	1'43.246	160,110	Km/h
	All Times	[SP]	2023 N.Bulega	1'42.769	160,860	Km/h

Start 09:30 End 09:43 The results are provisional until the end of the time limit for protests and appeals and the completion of the technical checks.

These data/results cannot be reproduced, stored and/or transmitted in whole or in part by any manner of electronic, mechanical, photocopying, recording, broadcasting or otherwise now known or herein after developed without the previous express consent by the copyright owner, except for reproduction in daily press and regular printed publications on sale to the public within 60 days of the event related to those data/results and always provided that copyright symbol appears together as follows below.

© DORNA WSBK ORGANIZATION Srl 2025



**Portuguese Round, 28-30 March 2025**  
**Results Warm Up 1**

**Session Highlights**

Local Time	No. Rider	Description
09.30.00		Start of Session
09.30.02		WorldSSP Pit Intervention Time: 1min 50secs
09.35.17	<b>28 G. VAN STRAALEN</b>	#28 Racelink GPS not working - It must be fixed - last warning
09.35.42	<b>63 S. AZMAN</b>	#63 Racelink GPS not working well - It must be fixed
09.43.56		End of Session

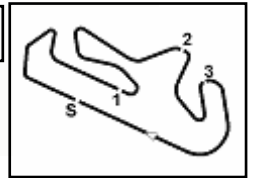
**Fastest Laps Sequence**

No.	Rider	Nat	Team	Bike	Local Time	Time	Gap	Avg
<b>53</b>	V. <b>DEBISE</b>	FRA	Renzi Corse	Ducati Panigale V2	09:33'43.992	<b>1'45.051</b>		157,364
<b>20</b>	X. <b>CARDELUS</b>	AND	Orelac Racing Verdnatura	Ducati Panigale V2	09:34'01.205	<b>1'44.961</b>	-0.090	157,498
<b>11</b>	B. <b>BENDSNEYDER</b>	NED	MV Agusta Reparto Corse	MV Agusta F3 800 RR	09:34'07.494	<b>1'44.178</b>	-0.783	158,682
<b>11</b>	B. <b>BENDSNEYDER</b>	NED	MV Agusta Reparto Corse	MV Agusta F3 800 RR	09:35'51.523	<b>1'44.029</b>	-0.149	158,910
<b>62</b>	S. <b>MANZI</b>	ITA	Pata Yamaha Ten Kate Racing	Yamaha YZF R9	09:35'56.469	<b>1'43.827</b>	-0.202	159,219
<b>61</b>	C. <b>ONCU</b>	TUR	Yamaha BLU CRU Evan Bros Team	Yamaha YZF R9	09:36'44.701	<b>1'43.637</b>	-0.190	159,511
<b>61</b>	C. <b>ONCU</b>	TUR	Yamaha BLU CRU Evan Bros Team	Yamaha YZF R9	09:40'18.757	<b>1'43.256</b>	-0.381	160,099

29/03/2025 Start 09:30 End 09:43 The results are provisional until the end of the time limit for protests and appeals and the completion of the technical checks.

These data/results cannot be reproduced, stored and/or transmitted in whole or in part by any manner of electronic, mechanical, photocopying, recording, broadcasting or otherwise now known or herein after developed without the previous express consent by the copyright owner, except for reproduction in daily press and regular printed publications on sale to the public within 60 days of the event related to those data/results and always provided that copyright symbol appears together as follows below.

© DORNA WSBK ORGANIZATION Srl 2025



Portimao 4.592 m

**Portuguese Round, 28-30 March 2025**  
**Best Sectors & Speed Warm Up 1**

BEST LAP		
1	<b>61</b> C. ONCU	Yamaha YZF R9 1'43.256
2	<b>62</b> S. MANZI	Yamaha YZF R9 1'43.817
3	<b>94</b> L. MAHIAS	Yamaha YZF R9 1'44.024
4	<b>11</b> B. BENDSNEYDER	MV Agusta F3 800 RR 1'44.029
5	<b>24</b> L. TACCINI	Ducati Panigale V2 1'44.045
6	<b>53</b> V. DEBISE	Ducati Panigale V2 1'44.125
7	<b>52</b> J. ALCOBA	Kawasaki ZX-6R 636 1'44.202
8	<b>64</b> F. CARICASULO	MV Agusta F3 800 RR 1'44.380
9	<b>51</b> J. MASIA	Ducati Panigale V2 1'44.422
10	<b>23</b> M. SCHROETTER	Ducati Panigale V2 1'44.470
11	<b>65</b> P. OETTL	Ducati Panigale V2 1'44.483
12	<b>77</b> F. FARIOLI	MV Agusta F3 800 RR 1'44.494
13	<b>5</b> N. ANTONELLI	Yamaha YZF R9 1'44.581
14	<b>43</b> S. JESPERSEN	Ducati Panigale V2 1'44.653
15	<b>6</b> C. PEROLARI	Honda CBR600RR 1'44.708
16	<b>69</b> T. BOOTH-AMOS	Triumph Street Triple RS 765 1'44.778
17	<b>20</b> X. CARDELUS	Ducati Panigale V2 1'44.787
18	<b>32</b> D. BAYLISS	Triumph Street Triple RS 765 1'44.795
19	<b>57</b> A. MAHENDRA	Yamaha YZF R9 1'44.927
20	<b>3</b> R. DE ROSA	QJMOTOR SRK 800 RR 1'44.990
21	<b>50</b> D. VOSTATEK	Ducati Panigale V2 1'45.073
22	<b>21</b> M. RINALDI	Yamaha YZF R9 1'45.302
23	<b>28</b> G. VAN STRAALEN	Ducati Panigale V2 1'45.488
24	<b>27</b> K. TOBA	Honda CBR600RR 1'45.624
25	<b>66</b> N. TUULI	QJMOTOR SRK 800 RR 1'45.657
26	<b>44</b> H. TRUELOVE	Ducati Panigale V2 1'45.711
27	<b>15</b> E. MCMANUS	Ducati Panigale V2 1'45.778
28	<b>4</b> L. ARBEL	MV Agusta F3 800 RR 1'46.227
29	<b>63</b> S. AZMAN	Honda CBR600RR 1'46.345
30	<b>7</b> L. VENEMAN	Ducati Panigale V2 1'46.394
31	<b>33</b> E. MONTERO	Ducati Panigale V2 1'46.419
32	<b>31</b> Y. OKAMOTO	Yamaha YZF R9 1'46.926
33	<b>22</b> A. CARRASCO	Honda CBR600RR 1'47.723

SPEED		
1	<b>24</b> L. TACCINI	Ducati Panigale V2 285,9
2	<b>43</b> S. JESPERSEN	Ducati Panigale V2 283,7
3	<b>69</b> T. BOOTH-AMOS	Triumph Street Triple RS 765 282,2
4	<b>77</b> F. FARIOLI	MV Agusta F3 800 RR 281,5
5	<b>65</b> P. OETTL	Ducati Panigale V2 281,5
6	<b>20</b> X. CARDELUS	Ducati Panigale V2 280,0
7	<b>51</b> J. MASIA	Ducati Panigale V2 280,0
8	<b>6</b> C. PEROLARI	Honda CBR600RR 279,3
9	<b>31</b> Y. OKAMOTO	Yamaha YZF R9 279,3
10	<b>11</b> B. BENDSNEYDER	MV Agusta F3 800 RR 279,3
11	<b>7</b> L. VENEMAN	Ducati Panigale V2 278,6
12	<b>62</b> S. MANZI	Yamaha YZF R9 278,6
13	<b>52</b> J. ALCOBA	Kawasaki ZX-6R 636 278,6
14	<b>50</b> D. VOSTATEK	Ducati Panigale V2 277,8
15	<b>32</b> D. BAYLISS	Triumph Street Triple RS 765 277,8
16	<b>27</b> K. TOBA	Honda CBR600RR 277,1
17	<b>33</b> E. MONTERO	Ducati Panigale V2 277,1
18	<b>28</b> G. VAN STRAALEN	Ducati Panigale V2 276,4
19	<b>22</b> A. CARRASCO	Honda CBR600RR 276,4
20	<b>3</b> R. DE ROSA	QJMOTOR SRK 800 RR 275,7
21	<b>21</b> M. RINALDI	Yamaha YZF R9 275,0
22	<b>5</b> N. ANTONELLI	Yamaha YZF R9 275,0
23	<b>15</b> E. MCMANUS	Ducati Panigale V2 273,6
24	<b>64</b> F. CARICASULO	MV Agusta F3 800 RR 273,6
25	<b>23</b> M. SCHROETTER	Ducati Panigale V2 272,9
26	<b>4</b> L. ARBEL	MV Agusta F3 800 RR 272,9
27	<b>66</b> N. TUULI	QJMOTOR SRK 800 RR 272,9
28	<b>63</b> S. AZMAN	Honda CBR600RR 272,9
29	<b>57</b> A. MAHENDRA	Yamaha YZF R9 272,3
30	<b>61</b> C. ONCU	Yamaha YZF R9 270,9
31	<b>53</b> V. DEBISE	Ducati Panigale V2 270,2
32	<b>94</b> L. MAHIAS	Yamaha YZF R9 270,2
33	<b>44</b> H. TRUELOVE	Ducati Panigale V2 268,9

SEG. 1	
1	<b>62</b> S. MANZI 32.985
2	<b>24</b> L. TACCINI 33.105
3	<b>51</b> J. MASIA 33.111
4	<b>61</b> C. ONCU 33.140
5	<b>65</b> P. OETTL 33.219
6	<b>11</b> B. BENDSNEYDER 33.223
7	<b>94</b> L. MAHIAS 33.271
8	<b>53</b> V. DEBISE 33.292
9	<b>43</b> S. JESPERSEN 33.302
10	<b>52</b> J. ALCOBA 33.307
11	<b>64</b> F. CARICASULO 33.318
12	<b>20</b> X. CARDELUS 33.324
13	<b>57</b> A. MAHENDRA 33.409
14	<b>69</b> T. BOOTH-AMOS 33.420
15	<b>23</b> M. SCHROETTER 33.426
16	<b>5</b> N. ANTONELLI 33.443
17	<b>77</b> F. FARIOLI 33.469
18	<b>32</b> D. BAYLISS 33.492
19	<b>6</b> C. PEROLARI 33.509
20	<b>50</b> D. VOSTATEK 33.570
21	<b>27</b> K. TOBA 33.580
22	<b>3</b> R. DE ROSA 33.663
23	<b>21</b> M. RINALDI 33.701
24	<b>28</b> G. VAN STRAALEN 33.722
25	<b>66</b> N. TUULI 33.793
26	<b>44</b> H. TRUELOVE 33.881
27	<b>15</b> E. MCMANUS 33.906
28	<b>63</b> S. AZMAN 33.978
29	<b>7</b> L. VENEMAN 34.010
30	<b>33</b> E. MONTERO 34.076
31	<b>31</b> Y. OKAMOTO 34.082
32	<b>4</b> L. ARBEL 34.191
33	<b>22</b> A. CARRASCO 34.479

SEG. 2	
1	<b>61</b> C. ONCU 30.477
2	<b>52</b> J. ALCOBA 30.633
3	<b>62</b> S. MANZI 30.643
4	<b>53</b> V. DEBISE 30.729
5	<b>94</b> L. MAHIAS 30.749
6	<b>51</b> J. MASIA 30.762
7	<b>64</b> F. CARICASULO 30.773
8	<b>77</b> F. FARIOLI 30.799
9	<b>24</b> L. TACCINI 30.853
10	<b>11</b> B. BENDSNEYDER 30.856
11	<b>5</b> N. ANTONELLI 30.889
12	<b>65</b> P. OETTL 30.896
13	<b>23</b> M. SCHROETTER 30.904
14	<b>20</b> X. CARDELUS 30.921
15	<b>32</b> D. BAYLISS 30.990
16	<b>15</b> E. MCMANUS 30.990
17	<b>6</b> C. PEROLARI 30.993
18	<b>43</b> S. JESPERSEN 31.016
19	<b>50</b> D. VOSTATEK 31.046
20	<b>69</b> T. BOOTH-AMOS 31.050
21	<b>28</b> G. VAN STRAALEN 31.132
22	<b>3</b> R. DE ROSA 31.144
23	<b>44</b> H. TRUELOVE 31.173
24	<b>21</b> M. RINALDI 31.194
25	<b>4</b> L. ARBEL 31.195
26	<b>57</b> A. MAHENDRA 31.213
27	<b>66</b> N. TUULI 31.253
28	<b>27</b> K. TOBA 31.311
29	<b>7</b> L. VENEMAN 31.458
30	<b>33</b> E. MONTERO 31.504
31	<b>63</b> S. AZMAN 31.557
32	<b>31</b> Y. OKAMOTO 31.728
33	<b>22</b> A. CARRASCO 31.874

SEG. 3	
1	<b>61</b> C. ONCU 21.375
2	<b>94</b> L. MAHIAS 21.378
3	<b>62</b> S. MANZI 21.422
4	<b>23</b> M. SCHROETTER 21.447
5	<b>53</b> V. DEBISE 21.502
6	<b>11</b> B. BENDSNEYDER 21.507
7	<b>64</b> F. CARICASULO 21.568
8	<b>20</b> X. CARDELUS 21.596
9	<b>43</b> S. JESPERSEN 21.609
10	<b>32</b> D. BAYLISS 21.635
11	<b>24</b> L. TACCINI 21.640
12	<b>77</b> F. FARIOLI 21.661
13	<b>51</b> J. MASIA 21.682
14	<b>65</b> P. OETTL 21.685
15	<b>21</b> M. RINALDI 21.687
16	<b>5</b> N. ANTONELLI 21.698
17	<b>50</b> D. VOSTATEK 21.707
18	<b>3</b> R. DE ROSA 21.725
19	<b>28</b> G. VAN STRAALEN 21.752
20	<b>69</b> T. BOOTH-AMOS 21.753
21	<b>52</b> J. ALCOBA 21.760
22	<b>6</b> C. PEROLARI 21.769
23	<b>57</b> A. MAHENDRA 21.796
24	<b>66</b> N. TUULI 21.804
25	<b>44</b> H. TRUELOVE 21.845
26	<b>27</b> K. TOBA 21.936
27	<b>7</b> L. VENEMAN 21.973
28	<b>15</b> E. MCMANUS 21.984
29	<b>33</b> E. MONTERO 21.985
30	<b>63</b> S. AZMAN 22.061
31	<b>4</b> L. ARBEL 22.113
32	<b>31</b> Y. OKAMOTO 22.156
33	<b>22</b> A. CARRASCO 22.339

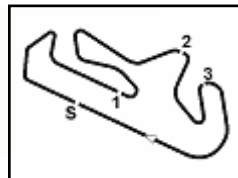
SEG. 4	
1	<b>61</b> C. ONCU 18.204
2	<b>11</b> B. BENDSNEYDER 18.335
3	<b>6</b> C. PEROLARI 18.366
4	<b>24</b> L. TACCINI 18.371
5	<b>52</b> J. ALCOBA 18.374
6	<b>57</b> A. MAHENDRA 18.384
7	<b>62</b> S. MANZI 18.395
8	<b>69</b> T. BOOTH-AMOS 18.421
9	<b>94</b> L. MAHIAS 18.428
10	<b>3</b> R. DE ROSA 18.458
11	<b>65</b> P. OETTL 18.480
12	<b>53</b> V. DEBISE 18.486
13	<b>51</b> J. MASIA 18.503
14	<b>5</b> N. ANTONELLI 18.514
15	<b>20</b> X. CARDELUS 18.538
16	<b>43</b> S. JESPERSEN 18.558
17	<b>77</b> F. FARIOLI 18.563
18	<b>32</b> D. BAYLISS 18.576
19	<b>64</b> F. CARICASULO 18.585
20	<b>28</b> G. VAN STRAALEN 18.654
21	<b>27</b> K. TOBA 18.657
22	<b>21</b> M. RINALDI 18.665
23	<b>63</b> S. AZMAN 18.677
24	<b>4</b> L. ARBEL 18.686
25	<b>15</b> E. MCMANUS 18.687
26	<b>23</b> M. SCHROETTER 18.693
27	<b>7</b> L. VENEMAN 18.696
28	<b>66</b> N. TUULI 18.707
29	<b>33</b> E. MONTERO 18.723
30	<b>50</b> D. VOSTATEK 18.736
31	<b>31</b> Y. OKAMOTO 18.740
32	<b>44</b> H. TRUELOVE 18.812
33	<b>22</b> A. CARRASCO 18.857

29/03/2025

These data/results cannot be reproduced, stored and/or transmitted in whole or in part by any manner of electronic, mechanical, photocopying, recording, broadcasting or otherwise now known or herein after developed without the previous express consent by the copyright owner, except for reproduction in daily press and regular printed publications on sale to the public within 60 days of the event related to those data/results and always provided that copyright symbol appears together as follows below.

© DORNA WSBK ORGANIZATION Srl 2025





Portimao 4.592 m

**Portuguese Round, 28-30 March 2025**
**Ideal Times Warm Up 1**

No.	Rider	Nat	Bike	Seg. 1 Diff. 1	Seg. 2 Diff. 2	Seg. 3 Diff. 3	Seg. 4 Diff. 4	Ideal Time Best Lap	Pos.	Diff.
1	<b>61 C. ONCU</b>	TUR	Yamaha YZF R9	33.140	<b>30.477</b>	<b>21.375</b> +0.060	<b>18.204</b>	<b>1'43.196</b> 1'43.256	1	0.060
2	<b>62 S. MANZI</b>	ITA	Yamaha YZF R9	<b>32.985</b> +0.126	30.643 +0.001	21.422 +0.033	18.395 +0.212	<b>1'43.445</b> 1'43.817	2	0.372
3	<b>94 L. MAHIAS</b>	FRA	Yamaha YZF R9	33.271 +0.151	30.749 +0.047	21.378	18.428	<b>1'43.826</b> 1'44.024	3	0.198
4	<b>11 B. BENDSNEYDER</b>	NED	MV Agusta F3 800 RR	33.223	30.856 +0.005	21.507 +0.069	18.335 +0.034	<b>1'43.921</b> 1'44.029	4	0.108
5	<b>24 L. TACCINI</b>	ITA	Ducati Panigale V2	33.105	30.853	21.640 +0.007	18.371 +0.069	<b>1'43.969</b> 1'44.045	5	0.076
6	<b>53 V. DEBISE</b>	FRA	Ducati Panigale V2	33.292 +0.059	30.729	21.502	18.486 +0.057	<b>1'44.009</b> 1'44.125	6	0.116
7	<b>51 J. MASIA</b>	ESP	Ducati Panigale V2	33.111 +0.364	30.762	21.682	18.503	<b>1'44.058</b> 1'44.422	9	0.364
8	<b>52 J. ALCOBA</b>	ESP	Kawasaki ZX-6R 636	33.307 +0.071	30.633	21.760 +0.038	18.374 +0.019	<b>1'44.074</b> 1'44.202	7	0.128
9	<b>64 F. CARICASULO</b>	ITA	MV Agusta F3 800 RR	33.318	30.773 +0.090	21.568	18.585 +0.046	<b>1'44.244</b> 1'44.380	8	0.136
10	<b>65 P. OETTL</b>	GER	Ducati Panigale V2	33.219 +0.097	30.896	21.685 +0.071	18.480 +0.035	<b>1'44.280</b> 1'44.483	11	0.203
11	<b>20 X. CARDELUS</b>	AND	Ducati Panigale V2	33.324 +0.170	30.921 +0.046	21.596	18.538 +0.192	<b>1'44.379</b> 1'44.787	17	0.408
12	<b>23 M. SCHROETTER</b>	GER	Ducati Panigale V2	33.426	30.904	21.447	18.693	<b>1'44.470</b> 1'44.470	10	
13	<b>43 S. JESPERSEN</b>	DEN	Ducati Panigale V2	33.302 +0.108	31.016	21.609	18.558 +0.060	<b>1'44.485</b> 1'44.653	14	0.168
14	<b>77 F. FARIOLI</b>	ITA	MV Agusta F3 800 RR	33.469	30.799	21.661 +0.002	18.563	<b>1'44.492</b> 1'44.494	12	0.002
15	<b>5 N. ANTONELLI</b>	ITA	Yamaha YZF R9	33.443	30.889	21.698 +0.037	18.514	<b>1'44.544</b> 1'44.581	13	0.037
16	<b>6 C. PEROLARI</b>	FRA	Honda CBR600RR	33.509	30.993	21.769	18.366 +0.071	<b>1'44.637</b> 1'44.708	15	0.071
17	<b>69 T. BOOTH-AMOS</b>	GBR	Triumph Street Triple RS 765	33.420 +0.077	31.050	21.753 +0.039	18.421 +0.018	<b>1'44.644</b> 1'44.778	16	0.134
18	<b>32 D. BAYLISS</b>	AUS	Triumph Street Triple RS 765	33.492 +0.090	30.990 +0.012	21.635	18.576	<b>1'44.693</b> 1'44.795	18	0.102
19	<b>57 A. MAHENDRA</b>	INA	Yamaha YZF R9	33.409	31.213	21.796 +0.092	18.384 +0.033	<b>1'44.802</b> 1'44.927	19	0.125
20	<b>3 R. DE ROSA</b>	ITA	QJMOTOR SRK 800 RR	33.663	31.144	21.725	18.458	<b>1'44.990</b> 1'44.990	20	
21	<b>50 D. VOSTATEK</b>	CZE	Ducati Panigale V2	33.570	31.046	21.707	18.736 +0.014	<b>1'45.059</b> 1'45.073	21	0.014
22	<b>21 M. RINALDI</b>	ITA	Yamaha YZF R9	33.701 +0.016	31.194	21.687 +0.010	18.665 +0.029	<b>1'45.247</b> 1'45.302	22	0.055
23	<b>28 G. VAN STRAALEN</b>	NED	Ducati Panigale V2	33.722 +0.068	31.132	21.752	18.654 +0.160	<b>1'45.260</b> 1'45.488	23	0.228
24	<b>27 K. TOBA</b>	JPN	Honda CBR600RR	33.580	31.311 +0.059	21.936	18.657 +0.081	<b>1'45.484</b> 1'45.624	24	0.140
25	<b>66 N. TUULI</b>	FIN	QJMOTOR SRK 800 RR	33.793	31.253	21.804	18.707 +0.100	<b>1'45.557</b> 1'45.657	25	0.100
26	<b>15 E. MCMANUS</b>	IRL	Ducati Panigale V2	33.906	30.990	21.984 +0.170	18.687 +0.041	<b>1'45.567</b> 1'45.778	27	0.211
27	<b>44 H. TRUELOVE</b>	GBR	Ducati Panigale V2	33.881	31.173	21.845	18.812	<b>1'45.711</b> 1'45.711	26	
28	<b>7 L. VENEMAN</b>	NED	Ducati Panigale V2	34.010	31.458	21.973 +0.109	18.696 +0.148	<b>1'46.137</b> 1'46.394	30	0.257
29	<b>4 L. ARBEL</b>	FRA	MV Agusta F3 800 RR	34.191	31.195	22.113 +0.042	18.686	<b>1'46.185</b> 1'46.227	28	0.042
30	<b>63 S. AZMAN</b>	MAS	Honda CBR600RR	33.978	31.557	22.061	18.677 +0.072	<b>1'46.273</b> 1'46.345	29	0.072
31	<b>33 E. MONTERO</b>	ESP	Ducati Panigale V2	34.076	31.504 +0.131	21.985	18.723	<b>1'46.288</b> 1'46.419	31	0.131
32	<b>31 Y. OKAMOTO</b>	JPN	Yamaha YZF R9	34.082 +0.129	31.728	22.156 +0.028	18.740 +0.063	<b>1'46.706</b> 1'46.926	32	0.220
33	<b>22 A. CARRASCO</b>	ESP	Honda CBR600RR	34.479	31.874	22.339 +0.174	18.857	<b>1'47.549</b> 1'47.723	33	0.174
<b>Overall Ideal Time</b>				32.985	30.477	21.375	18.204	<b>1'43.041</b>		

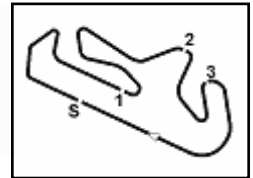
29/03/2025

These data/results cannot be reproduced, stored and/or transmitted in whole or in part by any manner of electronic, mechanical, photocopying, recording, broadcasting or otherwise now known or herein after developed without the previous express consent by the copyright owner, except for reproduction in daily press and regular printed publications on sale to the public within 60 days of the event related to those data/results and always provided that copyright symbol appears together as follows below.

© DORNA WSBK ORGANIZATION Srl 2025

FICR PERUGIA TIMING





**Portuguese Round, 28-30 March 2025**  
**Chronological Analysis Warm Up 1**

1° 61 C. ONCU [1'43.256]								8° 64 F. CARICASULO [1'44.380]							
Lap	Seg1	Seg2	Seg3	Seg4	Lap Time	km/h	Local Time	Lap	Seg1	Seg2	Seg3	Seg4	Lap Time	km/h	Local Time
		35.017	22.899	20.826			9:33'16.540			43.534	24.229	22.097			9:33'13.937
1	33.517	30.771	21.879	18.357	1'44.524	269,6	9:35'01.064	1	34.322	31.980	22.824	18.653	1'47.779	269,6	9:35'01.716
2	33.300	30.636	<b>21.375</b>	18.326	1'43.637	267,6	9:36'44.701	2	33.710	31.002	21.904	<b>18.585</b>	1'45.201	<b>273,6</b>	9:36'46.917
3	33.388	30.648	28.224	18.540	1'50.800	268,2	9:38'35.501	3	33.394	<b>30.773</b>	21.771	18.704	1'44.642	272,3	9:38'31.559
4	<b>33.140</b>	<b>30.477</b>	21.435	<b>18.204</b>	<b>1'43.256</b>	<b>270,9</b>	9:40'18.757	4	<b>33.318</b>	30.863	<b>21.568</b>	18.631	<b>1'44.380</b>	270,9	9:40'15.939

2° 62 S. MANZI [1'43.817]								9° 51 J. MASIA [1'44.422]							
Lap	Seg1	Seg2	Seg3	Seg4	Lap Time	km/h	Local Time	Lap	Seg1	Seg2	Seg3	Seg4	Lap Time	km/h	Local Time
		31.431	21.898	18.591			9:32'28.455			32.195	22.936	18.960			9:32'33.570
1	33.400	30.923	21.469	<b>18.395</b>	1'44.187	275,0	9:34'12.642	1	33.632	31.089	21.980	18.640	1'45.341	277,1	9:34'18.911
2	33.191	30.701	<b>21.422</b>	18.513	1'43.827	<b>278,6</b>	9:35'56.469	2	33.263	30.860	21.733	18.698	1'44.554	277,8	9:36'03.465
3	<b>32.985</b>	30.703	21.826	18.744	1'44.258	277,1	9:37'40.727	3	33.206	31.136	21.738	18.596	1'44.676	277,8	9:37'48.141
4	33.222	<b>30.643</b>	22.089	18.559	1'44.513	276,4	9:39'25.240	4	<b>33.111</b>	31.253	21.920	18.985	1'45.269	<b>280,0</b>	9:39'33.410
5	33.111	30.644	21.455	18.607	<b>1'43.817</b>	272,9	9:41'09.057	5	33.475	<b>30.762</b>	<b>21.682</b>	<b>18.503</b>	<b>1'44.422</b>	277,1	9:41'17.832

3° 94 L. MAHIAS [1'44.024]								10° 23 M. SCHROETTER [1'44.470]							
Lap	Seg1	Seg2	Seg3	Seg4	Lap Time	km/h	Local Time	Lap	Seg1	Seg2	Seg3	Seg4	Lap Time	km/h	Local Time
		31.749	21.781	18.576			9:32'48.197			32.614	22.290	19.062			9:32'38.392
1	33.501	31.051	21.448	18.457	1'44.457	267,6	9:34'32.654	1	33.792	31.146	21.661	18.844	1'45.443	270,9	9:34'23.835
2	33.422	30.796	<b>21.378</b>	<b>18.428</b>	<b>1'44.024</b>	269,6	9:36'16.678	2	33.582	31.392	21.619	18.718	1'45.311	271,6	9:36'09.146
3	<b>33.271</b>	<b>30.749</b>	21.726	18.467	1'44.213	<b>270,2</b>	9:38'00.891	3	33.479	31.124	21.600	18.799	1'45.002	271,6	9:37'54.148
4	33.380	30.754	21.514	18.468	1'44.116	269,6	9:39'45.007	4	33.464	31.054	21.560	18.707	1'44.785	271,6	9:39'38.933
5	33.363	30.754	21.426	18.482	1'44.025	269,6	9:41'29.032	5	<b>33.426</b>	<b>30.904</b>	<b>21.447</b>	<b>18.693</b>	<b>1'44.470</b>	<b>272,9</b>	9:41'23.403

4° 11 B. BENDSNEYDER [1'44.029]								11° 65 P. OETTL [1'44.483]							
Lap	Seg1	Seg2	Seg3	Seg4	Lap Time	km/h	Local Time	Lap	Seg1	Seg2	Seg3	Seg4	Lap Time	km/h	Local Time
		32.225	21.681	18.507			9:32'23.316			31.848	22.344	18.614			9:32'11.152
1	33.439	30.866	<b>21.507</b>	18.366	1'44.178	273,6	9:34'07.494	1	33.530	30.996	25.997	21.223	1'51.746	278,6	9:34'02.898
2	<b>33.223</b>	30.861	21.576	18.369	<b>1'44.029</b>	275,7	9:35'51.523	2	33.341	30.991	<b>21.685</b>	18.545	1'44.562	277,1	9:35'47.460
3	33.260	<b>30.856</b>	21.610	<b>18.335</b>	1'44.061	275,0	9:37'35.584	3	33.373	33.573	23.127	<b>18.480</b>	1'48.553	279,3	9:37'36.013
4	33.325	31.415	28.196	19.001	1'51.937	277,8	9:39'27.521	4	<b>33.219</b>	31.281	27.613	18.541	1'50.654	<b>281,5</b>	9:39'26.667
5	33.288	31.213	21.621	18.390	1'44.512	<b>279,3</b>	9:41'12.033	5	33.316	<b>30.896</b>	21.756	18.515	<b>1'44.483</b>	277,8	9:41'11.150

5° 24 L. TACCINI [1'44.045]								12° 77 F. FARIOLI [1'44.494]							
Lap	Seg1	Seg2	Seg3	Seg4	Lap Time	km/h	Local Time	Lap	Seg1	Seg2	Seg3	Seg4	Lap Time	km/h	Local Time
		32.623	22.101	18.429			9:32'23.853			32.662	22.494	18.736			9:32'06.814
1	33.400	30.971	21.665	18.398	1'44.434	280,7	9:34'08.287	1	33.949	31.179	<b>21.661</b>	18.632	1'45.421	277,1	9:33'52.235
2	33.490	31.054	<b>21.640</b>	18.567	1'44.751	281,5	9:35'55.038	2	33.756	31.052	21.722	18.626	1'45.156	278,6	9:35'37.391
3	33.351	30.899	21.658	<b>18.371</b>	1'44.279	280,0	9:37'37.317	3	33.560	30.848	21.979	18.598	1'44.985	279,3	9:37'22.376
4	<b>33.105</b>	<b>30.853</b>	21.647	18.440	<b>1'44.045</b>	<b>285,9</b>	9:39'21.362	4	33.577	31.783	26.499	18.899	1'50.758	<b>281,5</b>	9:39'13.134
5	37.761	30.926	21.722	18.413	1'48.822	283,7	9:41'10.184	5	<b>33.469</b>	<b>30.799</b>	21.663	<b>18.563</b>	<b>1'44.494</b>	280,7	9:40'57.628

6° 53 V. DEBISE [1'44.125]								13° 5 N. ANTONELLI [1'44.581]							
Lap	Seg1	Seg2	Seg3	Seg4	Lap Time	km/h	Local Time	Lap	Seg1	Seg2	Seg3	Seg4	Lap Time	km/h	Local Time
		31.704	22.032	18.860			9:31'58.941			32.796	22.289	18.640			9:32'29.158
1	33.706	30.905	21.718	18.722	1'45.051	<b>270,2</b>	9:33'43.992	1	33.561	31.231	22.014	18.630	1'45.436	271,6	9:34'14.594
2	33.661	30.900	21.520	18.626	1'44.707	267,6	9:35'28.699	2	33.482	31.144	<b>21.698</b>	18.529	1'44.853	272,3	9:35'59.447
3	33.351	<b>30.729</b>	<b>21.502</b>	18.543	<b>1'44.125</b>	269,6	9:37'12.824	3	33.487	31.098	21.822	18.600	1'45.007	<b>275,0</b>	9:37'44.454
4	<b>33.292</b>	30.851	21.657	18.550	1'44.350	<b>270,2</b>	9:38'57.174	4	<b>33.443</b>	<b>30.889</b>	21.735	<b>18.514</b>	<b>1'44.581</b>	272,9	9:39'29.035
5	33.296	30.794	21.651	<b>18.486</b>	1'44.227	269,6	9:40'41.401	5	34.340	31.633	21.962	18.593	1'46.528	272,3	9:41'15.563

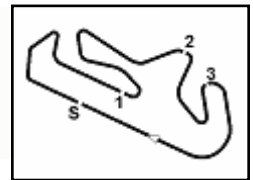
7° 52 J. ALCOBA [1'44.202]								14° 43 S. JESPERSEN [1'44.653]							
Lap	Seg1	Seg2	Seg3	Seg4	Lap Time	km/h	Local Time	Lap	Seg1	Seg2	Seg3	Seg4	Lap Time	km/h	Local Time
		31.440	21.994	18.523			9:32'25.613			33.910	25.498	19.885			9:32'08.057
1	33.565	31.396	<b>21.760</b>	18.511	1'45.232	277,8	9:34'10.845	1	33.996	31.269	22.110	18.767	1'46.142	<b>283,7</b>	9:33'54.199
2	33.486	31.016	21.767	18.529	1'44.798	277,1	9:35'55.643	2	33.640	31.184	21.859	18.571	1'45.254	278,6	9:35'39.453
3	33.408	30.813	21.849	18.436	1'44.506	277,8	9:37'40.149	3	33.442	31.102	21.693	<b>18.558</b>	1'44.795	280,7	9:37'24.248
4	<b>33.307</b>	30.883	22.652	<b>18.374</b>	1'45.216	<b>278,6</b>	9:39'25.365	4	<b>33.302</b>	31.168	22.604	19.238	1'46.312	282,9	9:39'10.560
5	33.378	<b>30.633</b>	21.798	18.393	<b>1'44.202</b>	273,6	9:41'09.567	5	33.410	<b>31.016</b>	<b>21.609</b>	18.618	<b>1'44.653</b>	279,3	9:40'55.213

29/03/2025

P = Pits In/Out - C = Lap Time Cancelled

These data/results cannot be reproduced, stored and/or transmitted in whole or in part by any manner of electronic, mechanical, photocopying, recording, broadcasting or otherwise now known or herein after developed without the previous express consent by the copyright owner, except for reproduction in daily press and regular printed publications on sale to the public within 60 days of the event related to those data/results and always provided that copyright symbol appears together as follows below.

© DORNA WSBK ORGANIZATION Srl 2025



Portimao 4.592 m

**Portuguese Round, 28-30 March 2025**  
**Chronological Analysis Warm Up 1**

2 / 3

15° 6 C. PEROLARI [1'44.708]								22° 21 M. RINALDI [1'45.302]							
Lap	Seg.1	Seg.2	Seg.3	Seg.4	Lap Time	km/h	Local Time	Lap	Seg.1	Seg.2	Seg.3	Seg.4	Lap Time	km/h	Local Time
1	33.697	31.461	22.257	18.510	1'45.925	274,3	9:32'10.318	1	34.006	31.317	22.524	18.719	1'45.874	<b>275,0</b>	9:34'12.095
2	33.786	31.079	22.045	18.492	1'45.402	<b>279,3</b>	9:35'41.645	2	33.895	37.528	22.029	18.746	1'52.198	274,3	9:36'04.293
3	33.623	31.003	21.999	<b>18.366</b>	1'44.991	270,9	9:37'26.636	3	33.717	<b>31.194</b>	21.697	18.694	<b>1'45.302</b>	274,3	9:37'49.595
4	33.559	31.192	21.888	18.428	1'45.067	275,0	9:39'11.703	4	<b>33.701</b>	31.220	21.781	18.817	1'45.519	272,9	9:39'35.114
5	<b>33.509</b>	<b>30.993</b>	<b>21.769</b>	18.437	<b>1'44.708</b>	274,3	9:40'56.411	5	33.720	31.245	<b>21.687</b>	18.760	1'45.412	270,2	9:41'20.526

16° 69 T. BOOTH-AMDS [1'44.778]								23° 28 G. VAN STRAALLEN [1'45.488]							
Lap	Seg.1	Seg.2	Seg.3	Seg.4	Lap Time	km/h	Local Time	Lap	Seg.1	Seg.2	Seg.3	Seg.4	Lap Time	km/h	Local Time
1	34.094	32.585	22.984	19.027	1'46.174	279,3	9:32'07.792	1	34.129	31.279	21.888	18.872	1'45.950	272,9	9:32'01.330
2	33.667	31.136	21.888	18.477	1'45.168	277,8	9:35'39.134	2	<b>33.722</b>	31.855	21.969	18.855	1'46.401	<b>276,4</b>	9:35'33.681
3	33.497	<b>31.050</b>	21.792	18.439	<b>1'44.778</b>	277,1	9:37'23.912	3	34.042	31.456	21.858	18.885	1'46.241	269,6	9:37'19.922
4	<b>33.420</b>	31.237	22.462	18.683	1'45.802	<b>282,2</b>	9:39'09.714	4	34.038	31.313	21.879	18.844	1'46.074	266,9	9:39'05.996
5	33.593	31.070	<b>21.753</b>	<b>18.421</b>	1'44.837	275,7	9:40'54.551	5	33.790	<b>31.132</b>	<b>21.752</b>	18.814	<b>1'45.488</b>	266,9	9:40'51.484

17° 20 X. CARDELUS [1'44.787]								24° 27 K. TOBA [1'45.624]							
Lap	Seg.1	Seg.2	Seg.3	Seg.4	Lap Time	km/h	Local Time	Lap	Seg.1	Seg.2	Seg.3	Seg.4	Lap Time	km/h	Local Time
1	33.769	31.935	22.342	18.717	1'44.961	277,1	9:32'16.244	1	34.231	31.533	22.117	18.802	1'46.683	274,3	9:34'00.262
2	33.507	31.051	23.816	18.643	1'47.017	277,8	9:35'48.225	2	33.707	31.466	22.031	18.742	1'45.946	273,6	9:35'46.208
3	<b>33.324</b>	31.207	21.692	18.730	1'44.953	<b>280,0</b>	9:37'33.175	3	33.923	32.188	22.576	<b>18.657</b>	1'47.344	<b>277,1</b>	9:37'33.552
4	33.635	<b>30.921</b>	21.771	18.648	1'44.975	274,3	9:39'18.150	4	<b>33.580</b>	31.370	<b>21.936</b>	18.738	<b>1'45.624</b>	273,6	9:39'19.176
5	33.494	30.967	<b>21.596</b>	18.730	<b>1'44.787</b>	274,3	9:41'02.937	5	33.684	<b>31.311</b>	21.987	18.739	1'45.721	273,6	9:41'04.897

18° 32 O. BAYLISS [1'44.795]								25° 66 N. TUULI [1'45.657]							
Lap	Seg.1	Seg.2	Seg.3	Seg.4	Lap Time	km/h	Local Time	Lap	Seg.1	Seg.2	Seg.3	Seg.4	Lap Time	km/h	Local Time
1	34.349	31.551	22.138	18.859	1'46.897	275,0	9:33'49.162	1	34.602	31.549	21.831	<b>18.707</b>	1'46.689	<b>272,9</b>	9:33'54.631
2	34.107	31.920	24.347	18.693	1'49.067	272,9	9:35'38.229	2	33.969	31.301	21.845	18.744	1'45.859	272,3	9:35'40.490
3	<b>33.492</b>	<b>30.990</b>	21.771	18.618	1'44.871	276,4	9:37'23.100	3	<b>33.793</b>	<b>31.253</b>	<b>21.804</b>	18.807	<b>1'45.657</b>	269,6	9:37'26.147
4	33.828	31.253	25.799	19.497	1'50.377	277,1	9:39'13.477	4	40.111	34.744	23.738	19.237	1'57.830	269,6	9:39'23.977
5	33.582	31.002	<b>21.635</b>	<b>18.576</b>	<b>1'44.795</b>	<b>277,8</b>	9:40'58.272	5	38.803	31.585	21.882	18.890	1'51.160	267,6	9:41'15.137

19° 57 A. MAHENDRA [1'44.927]								26° 44 H. TRUELOVE [1'45.711]							
Lap	Seg.1	Seg.2	Seg.3	Seg.4	Lap Time	km/h	Local Time	Lap	Seg.1	Seg.2	Seg.3	Seg.4	Lap Time	km/h	Local Time
1	33.642	34.904	22.914	21.046	1'45.396	269,6	9:35'02.412	1	34.291	31.492	21.970	18.914	1'46.667	<b>268,9</b>	9:33'45.573
2	<b>33.409</b>	<b>31.213</b>	21.888	18.417	<b>1'44.927</b>	<b>272,3</b>	9:36'47.339	2	33.890	31.234	22.012	18.871	1'46.007	267,6	9:35'31.580
3	33.487	31.227	21.951	18.698	1'45.363	271,6	9:38'32.702	3	37.744	31.622	21.901	19.031	1'50.298	266,9	9:37'21.878
4	33.785	31.368	<b>21.796</b>	18.586	1'45.535	268,2	9:40'18.237	4	<b>33.881</b>	<b>31.173</b>	<b>21.845</b>	<b>18.812</b>	<b>1'45.711</b>	<b>268,9</b>	9:39'07.589
								5	34.032	31.315	21.967	18.969	1'46.283	268,2	9:40'53.872

20° 3 R. DE ROSA [1'44.990]								27° 15 E. MCMANUS [1'45.778]							
Lap	Seg.1	Seg.2	Seg.3	Seg.4	Lap Time	km/h	Local Time	Lap	Seg.1	Seg.2	Seg.3	Seg.4	Lap Time	km/h	Local Time
1	34.359	33.079	23.327	18.766	1'46.150	267,6	9:33'57.232	1	34.428	32.407	22.702	19.046	1'46.830	268,9	9:33'47.154
2	34.034	31.435	21.894	18.674	1'45.823	270,9	9:35'43.055	2	34.153	31.866	22.238	<b>18.687</b>	1'46.944	266,2	9:35'34.098
3	40.341	31.294	21.821	18.674	1'45.823	270,9	9:35'43.055	3	33.973	31.415	22.006	18.808	1'46.202	272,9	9:37'20.300
4	34.014	32.638	21.976	18.545	1'53.500	<b>275,7</b>	9:37'36.555	4	36.909	32.280	22.210	18.871	1'50.270	270,9	9:39'10.570
5	<b>33.663</b>	43.177	23.365	18.651	1'59.207	271,6	9:39'35.762	5	<b>33.906</b>	<b>30.990</b>	22.154	18.728	<b>1'45.778</b>	<b>273,6</b>	9:40'56.348

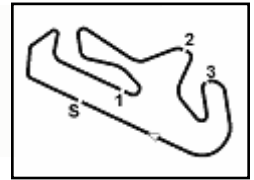
21° 50 O. VOSTATEK [1'45.073]								28° 4 L. ARBEL [1'46.227]							
Lap	Seg.1	Seg.2	Seg.3	Seg.4	Lap Time	km/h	Local Time	Lap	Seg.1	Seg.2	Seg.3	Seg.4	Lap Time	km/h	Local Time
1	34.019	32.544	22.311	18.934	1'45.906	275,0	9:32'38.659	1	34.742	32.371	22.787	18.929	1'47.759	267,6	9:33'56.230
2	34.096	31.245	21.829	18.813	1'45.969	<b>277,8</b>	9:36'10.534	2	34.528	31.983	22.321	18.713	1'50.174	265,6	9:35'46.404
3	33.682	31.150	21.864	18.859	1'45.969	277,8	9:36'10.534	3	34.307	33.333	23.169	19.144	1'50.174	265,6	9:35'46.404
4	33.639	31.064	21.844	<b>18.736</b>	1'45.326	276,4	9:37'55.860	4	34.307	31.976	22.536	18.688	1'47.507	<b>272,9</b>	9:37'33.911
5	<b>33.570</b>	31.084	21.732	18.768	1'45.223	275,7	9:39'41.083	5	<b>34.191</b>	<b>31.195</b>	22.155	<b>18.686</b>	<b>1'46.227</b>	269,6	9:39'20.138

29/03/2025 P = Pits In/Out - C = Lap Time Cancelled

These data/results cannot be reproduced, stored and/or transmitted in whole or in part by any manner of electronic, mechanical, photocopying, recording, broadcasting or otherwise now known or herein after developed without the previous express consent by the copyright owner, except for reproduction in daily press and regular printed publications on sale to the public within 60 days of the event related to those data/results and always provided that copyright symbol appears together as follows below.

© DORNA WSBK ORGANIZATION Srl 2025





Portimao 4.592 m

**Portuguese Round, 28-30 March 2025**  
**Chronological Analysis Warm Up 1**

29° 63 S. AZMAN [1'46.345]							
Lap	Seg.1	Seg.2	Seg.3	Seg.4	Lap Time	km/h	Local Time
		33.011	23.097	18.749			9:32'23.857
1	34.475	32.237	22.377	<b>18.677</b>	1'47.766	<b>272,9</b>	9:34'11.623
2	34.242	31.855	22.117	18.967	1'47.181	271,6	9:35'58.804
3	34.196	31.623	22.358	18.917	1'47.094	270,9	9:37'45.898
4	34.303	32.236	24.372	19.196	1'50.107	270,9	9:39'36.005
5	<b>33.978</b>	<b>31.557</b>	<b>22.061</b>	18.749	<b>1'46.345</b>	270,2	9:41'22.350

30° 7 L. VENEMAN [1'46.394]							
Lap	Seg.1	Seg.2	Seg.3	Seg.4	Lap Time	km/h	Local Time
		32.625	22.957	19.106			9:32'08.255
1	34.612	31.717	<b>21.973</b>	<b>18.696</b>	1'46.998	<b>278,6</b>	9:33'55.253
2	<b>34.010</b>	<b>31.458</b>	22.082	18.844	<b>1'46.394</b>	275,7	9:35'41.647
3	34.224	31.472	22.071	18.743	1'46.510	270,2	9:37'28.157
4	34.178	32.142	22.535	18.956	1'47.811	272,9	9:39'15.968
5	34.136	32.566	22.382	18.882	1'47.966	270,2	9:41'03.934

31° 33 E. MONTERO [1'46.419]							
Lap	Seg.1	Seg.2	Seg.3	Seg.4	Lap Time	km/h	Local Time
		36.862	23.524	20.145			9:32'11.757
1	34.472	31.894	22.154	18.856	1'47.376	<b>277,1</b>	9:33'59.133
2	34.222	31.615	22.008	18.899	1'46.744	275,0	9:35'45.877
3	34.567	32.714	22.439	18.861	1'48.581	272,9	9:37'34.458
4	34.114	<b>31.504</b>	22.025	18.782	1'46.425	<b>277,1</b>	9:39'20.883
5	<b>34.076</b>	31.635	<b>21.985</b>	<b>18.723</b>	<b>1'46.419</b>	273,6	9:41'07.302

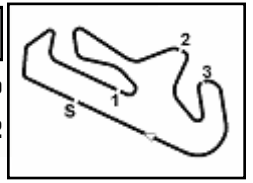
32° 31 Y. OKAMOTO [1'46.926]							
Lap	Seg.1	Seg.2	Seg.3	Seg.4	Lap Time	km/h	Local Time
		32.584	23.108	18.935			9:32'07.287
1	34.981	32.659	22.198	18.857	1'48.695	271,6	9:33'55.982
2	34.280	31.774	<b>22.156</b>	18.807	1'47.017	275,7	9:35'42.999
3	34.211	<b>31.728</b>	22.184	18.803	<b>1'46.926</b>	<b>279,3</b>	9:37'29.925
4	41.089	32.772	23.399	<b>18.740</b>	1'56.000	275,0	9:39'25.925
5	<b>34.082</b>	31.946	22.352	18.802	1'47.182	276,4	9:41'13.107

33° 22 A. CARRASCO [1'47.723]							
Lap	Seg.1	Seg.2	Seg.3	Seg.4	Lap Time	km/h	Local Time
		32.882	22.948	19.178			9:32'15.750
1	34.932	32.349	22.513	18.965	1'48.759	<b>276,4</b>	9:34'04.509
2	34.656	32.381	22.524	18.940	1'48.501		9:35'53.010
3	<b>34.479</b>	<b>31.874</b>	22.513	<b>18.857</b>	<b>1'47.723</b>		9:37'40.733
4	<b>34.479</b>	32.086	<b>22.339</b>	19.004	1'47.908		9:39'28.641
5	34.501	32.166	22.466	18.933	1'48.066		9:41'16.707

29/03/2025 P = Pits In/Out - C = Lap Time Cancelled

These data/results cannot be reproduced, stored and/or transmitted in whole or in part by any manner of electronic, mechanical, photocopying, recording, broadcasting or otherwise now known or herein after developed without the previous express consent by the copyright owner, except for reproduction in daily press and regular printed publications on sale to the public within 60 days of the event related to those data/results and always provided that copyright symbol appears together as follows below.

© DORNA WSBK ORGANIZATION Srl 2025



**Portuguese Round, 28-30 March 2025**  
**Best Laps & Speeds**

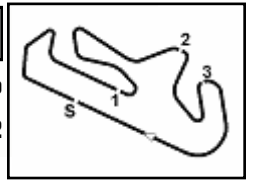
No.	Rider Bike	Nat	Best Lap		FP		SP		WUP1									
			LL	SPD	LL	SPD	LL	SPD	LL	SPD								
1	<b>61 C. ONCU</b> Yamaha YZF R9	TUR	<b>1'42.944</b> 31 273,6		1'43.741 17 <b>273,6</b>		<b>1'42.944</b> 10 270,2		1'43.256 4 270,9									
2	<b>94 L. MAHIAS</b> Yamaha YZF R9	FRA	<b>1'43.542</b> 30 274,3		1'44.043 12 272,9		<b>1'43.542</b> 13 <b>274,3</b>		1'44.024 5 270,2									
3	<b>64 F. CARICASULO</b> MV Agusta F3 800 RR	ITA	<b>1'43.570</b> 34 280,7		1'43.789 15 <b>280,7</b>		<b>1'43.570</b> 15 280,0		1'44.380 4 273,6									
4	<b>52 J. ALCOBA</b> Kawasaki ZX-6R 636	ESP	<b>1'43.603</b> 34 280,0		1'44.807 15 <b>280,0</b>		<b>1'43.603</b> 14 279,3		1'44.202 5 278,6									
5	<b>11 B. BENDSNEYDER</b> MV Agusta F3 800 RR	NED	<b>1'43.685</b> 34 283,7		1'43.955 13 <b>283,7</b>		<b>1'43.685</b> 16 282,2		1'44.029 5 279,3									
6	<b>62 S. MANZI</b> Yamaha YZF R9	ITA	<b>1'43.720</b> 40 278,6		1'44.257 17 276,4		<b>1'43.720</b> 18 277,8		1'43.817 5 <b>278,6</b>									
7	<b>23 M. SCHROETTER</b> Ducati Panigale V2	GER	<b>1'43.835</b> 37 282,9		1'44.452 16 <b>282,9</b>		<b>1'43.835</b> 16 277,8		1'44.470 5 272,9									
8	<b>53 V. DEBISE</b> Ducati Panigale V2	FRA	<b>1'43.842</b> 31 276,4		1'45.192 13 271,6		<b>1'43.842</b> 13 <b>276,4</b>		1'44.125 5 270,2									
9	<b>51 J. MASIA</b> Ducati Panigale V2	ESP	<b>1'43.863</b> 35 280,7		1'44.047 15 <b>280,7</b>		<b>1'43.863</b> 15 280,0		1'44.422 5 280,0									
10	<b>65 P. OETTL</b> Ducati Panigale V2	GER	<b>1'43.920</b> 38 281,5		1'44.793 17 280,7		<b>1'43.920</b> 16 278,6		1'44.483 5 <b>281,5</b>									
11	<b>20 X. CARDELUS</b> Ducati Panigale V2	AND	<b>1'43.989</b> 32 280,7		1'44.802 14 <b>280,7</b>		<b>1'43.989</b> 13 277,8		1'44.787 5 280,0									
12	<b>24 L. TACCINI</b> Ducati Panigale V2	ITA	<b>1'44.045</b> 36 285,9		1'44.976 16 282,2		1'44.245 15 280,0		<b>1'44.045</b> 5 <b>285,9</b>									
13	<b>69 T. BOOTH-AMOS</b> Triumph Street Triple RS 765	GBR	<b>1'44.234</b> 31 282,2		1'45.015 12 280,7		<b>1'44.234</b> 14 280,0		1'44.778 5 <b>282,2</b>									
14	<b>6 C. PEROLARI</b> Honda CBR600RR	FRA	<b>1'44.316</b> 36 279,3		1'44.733 17 276,4		<b>1'44.316</b> 14 275,7		1'44.708 5 <b>279,3</b>									
15	<b>57 A. MAHENDRA</b> Yamaha YZF R9	INA	<b>1'44.376</b> 34 274,3		1'45.862 16 <b>274,3</b>		<b>1'44.376</b> 14 273,6		1'44.927 4 272,3									
16	<b>5 N. ANTONELLI</b> Yamaha YZF R9	ITA	<b>1'44.469</b> 34 275,0		1'44.594 16 273,6		<b>1'44.469</b> 13 267,6		1'44.581 5 <b>275,0</b>									
17	<b>32 D. BAYLISS</b> Triumph Street Triple RS 765	AUS	<b>1'44.476</b> 36 277,8		1'45.869 15 275,0		<b>1'44.476</b> 16 <b>277,8</b>		1'44.795 5 <b>277,8</b>									
18	<b>77 F. FARIOLI</b> MV Agusta F3 800 RR	ITA	<b>1'44.494</b> 39 282,2		1'46.021 17 <b>282,2</b>		1'44.903 17 278,6		<b>1'44.494</b> 5 281,5									
19	<b>3 R. DE ROSA</b> QJMOTOR SRK 800 RR	ITA	<b>1'44.590</b> 31 275,7		1'45.843 10 270,9		<b>1'44.590</b> 16 272,9		1'44.990 5 <b>275,7</b>									
20	<b>43 S. JESPERSEN</b> Ducati Panigale V2	DEN	<b>1'44.614</b> 40 283,7		1'44.961 18 282,9		<b>1'44.614</b> 17 <b>283,7</b>		1'44.653 5 <b>283,7</b>									
21	<b>21 M. RINALDI</b> Yamaha YZF R9	ITA	<b>1'44.749</b> 32 275,0		1'45.393 13 270,9		<b>1'44.749</b> 14 268,9		1'45.302 5 <b>275,0</b>									
22	<b>50 D. VOSTATEK</b> Ducati Panigale V2	CZE	<b>1'44.974</b> 33 278,6		1'45.383 13 <b>278,6</b>		<b>1'44.974</b> 15 272,3		1'45.073 5 277,8									
23	<b>27 K. TOBA</b> Honda CBR600RR	JPN	<b>1'45.284</b> 25 277,1		1'46.513 10 272,3		<b>1'45.284</b> 10 <b>277,1</b>		1'45.624 5 <b>277,1</b>									
24	<b>28 G. VAN STRAALEN</b> Ducati Panigale V2	NED	<b>1'45.488</b> 27 276,4		1'46.661 10 270,9		1'45.851 12 271,6		<b>1'45.488</b> 5 <b>276,4</b>									
25	<b>66 N. TUULI</b> QJMOTOR SRK 800 RR	FIN	<b>1'45.657</b> 32 272,9		1'46.196 13 270,9		1'45.749 14 271,6		<b>1'45.657</b> 5 <b>272,9</b>									

29/03/2025

These data/results cannot be reproduced, stored and/or transmitted in whole or in part by any manner of electronic, mechanical, photocopying, recording, broadcasting or otherwise now known or herein after developed without the previous express consent by the copyright owner, except for reproduction in daily press and regular printed publications on sale to the public within 60 days of the event related to those data/results and always provided that copyright symbol appears together as follows below.

© DORNA WSBK ORGANIZATION Srl 2025





Portimao 4.592 m

2 / 2

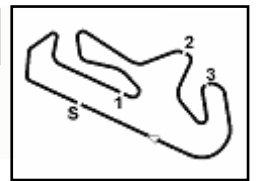
**Portuguese Round, 28–30 March 2025**  
**Best Laps & Speeds**

No.	Rider	Nat	Best Lap		FP		SP		WUP1								
			LL	SPD	LL	SPD	LL	SPD	LL	SPD							
26	<b>44 H. TRUELOVE</b> Ducati Panigale V2	GBR	<b>1'45.711</b> 35 273,6		1'46.622 15 <b>273,6</b>		1'45.761 15 270,9		<b>1'45.711</b> 5 268,9								
27	<b>15 E. MCMANUS</b> Ducati Panigale V2	IRL	<b>1'45.778</b> 30 276,4		1'45.982 13 <b>276,4</b>		1'45.860 12 272,3		<b>1'45.778</b> 5 273,6								
28	<b>4 L. ARBEL</b> MV Agusta F3 800 RR	FRA	<b>1'46.227</b> 36 272,9		1'47.862 16 266,2		1'46.968 15 266,2		<b>1'46.227</b> 5 <b>272,9</b>								
29	<b>31 Y. OKAMOTO</b> Yamaha YZF R9	JPN	<b>1'46.280</b> 33 280,7		1'48.707 12 270,9		<b>1'46.280</b> 16 <b>280,7</b>		1'46.926 5 279,3								
30	<b>7 L. VENEMAN</b> Ducati Panigale V2	NED	<b>1'46.331</b> 37 278,6		1'47.016 16 274,3		<b>1'46.331</b> 16 274,3		1'46.394 5 <b>278,6</b>								
31	<b>63 S. AZMAN</b> Honda CBR600RR	MAS	<b>1'46.345</b> 28 275,0		1'47.663 13 271,6		1'46.374 10 <b>275,0</b>		<b>1'46.345</b> 5 272,9								
32	<b>33 E. MONTERO</b> Ducati Panigale V2	ESP	<b>1'46.419</b> 33 277,1		1'47.397 13 275,0		1'46.916 15 270,9		<b>1'46.419</b> 5 <b>277,1</b>								
33	<b>22 A. CARRASCO</b> Honda CBR600RR	ESP	<b>1'46.721</b> 29 276,4		1'47.934 12 270,2		<b>1'46.721</b> 12 274,3		1'47.723 5 <b>276,4</b>								
34	<b>68 L. POWER</b> MV Agusta F3 800 RR	AUS	<b>1'46.891</b> 27 272,3		1'47.899 12 <b>272,3</b>		<b>1'46.891</b> 15 <b>272,3</b>										

29/03/2025

These data/results cannot be reproduced, stored and/or transmitted in whole or in part by any manner of electronic, mechanical, photocopying, recording, broadcasting or otherwise now known or herein after developed without the previous express consent by the copyright owner, except for reproduction in daily press and regular printed publications on sale to the public within 60 days of the event related to those data/results and always provided that copyright symbol appears together as follows below.

© DORNA WSBK ORGANIZATION Srl 2025



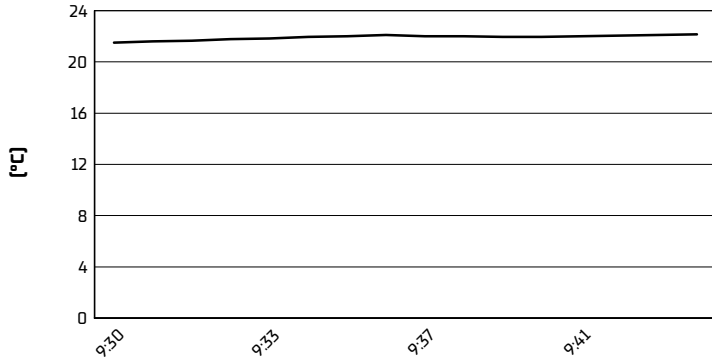
Portimao 4.592 m

**Portuguese Round, 28-30 March 2025**

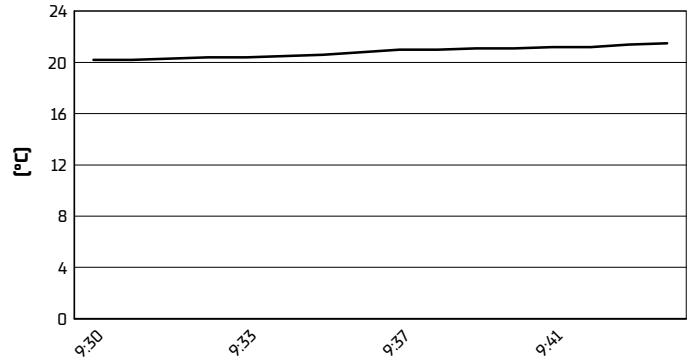
**Weather Report Warm Up 1**

Session started 09:30 - Session ended 9:43

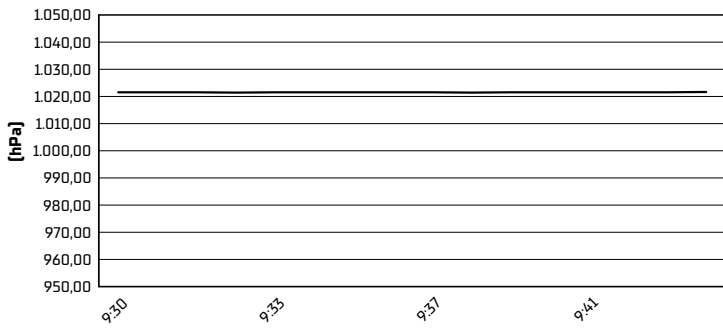
**Air Temperature**



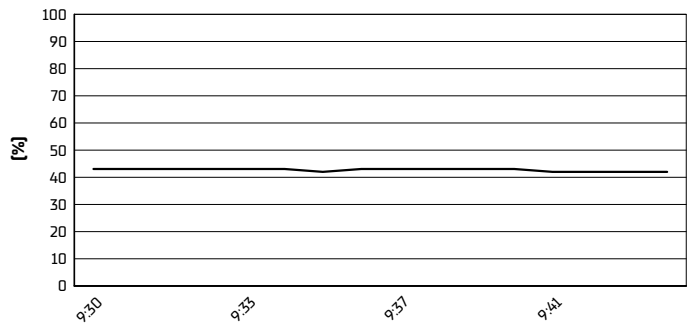
**Track Temperature**



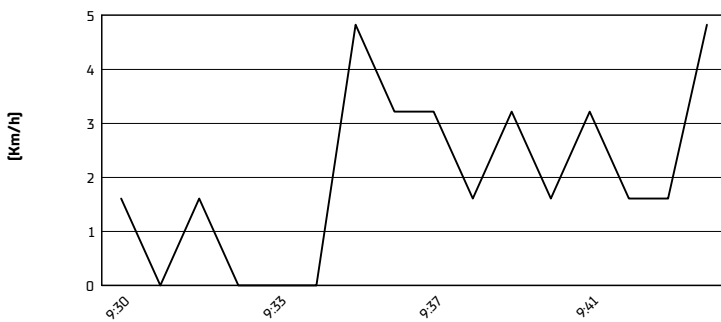
**Air Pressure**



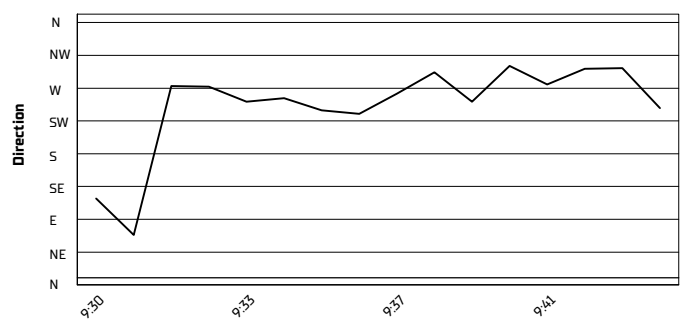
**Humidity**



**Wind Speed**



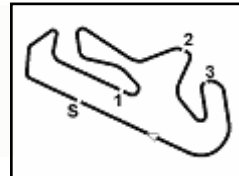
**Wind Direction**



29/03/2025

These data/results cannot be reproduced, stored and/or transmitted in whole or in part by any manner of electronic, mechanical, photocopying, recording, broadcasting or otherwise now known or herein after developed without the previous express consent by the copyright owner, except for reproduction in daily press and regular printed publications on sale to the public within 60 days of the event related to those data/results and always provided that copyright symbol appears together as follows below.

© DORNA WSBK ORGANIZATION Srl 2025



Portimao 4.592 m

**Portuguese Round, 28-30 March 2025**  
**Starting Grid - Race 1 (17 Laps x 4,592 km = 78,064 km)**

1	1	<b>61</b> ONCU C. Yamaha 1'42.944	2	<b>94</b> MAHIAS L. Yamaha 1'43.542	3	<b>64</b> CARICASULO F. MV Agusta 1'43.570
2	4	<b>52</b> ALCOBA J. Kawasaki 1'43.603	5	<b>11</b> BENDSNEYDER B. MV Agusta 1'43.685	6	<b>62</b> MANZI S. Yamaha 1'43.720
3	7	<b>23</b> SCHROETTER M. Ducati 1'43.835	8	<b>53</b> DEBISE V. Ducati 1'43.842	9	<b>51</b> MASIA J. Ducati 1'43.863
4	10	<b>65</b> DETTL P. Ducati 1'43.920	11	<b>20</b> CARDELUS X. Ducati 1'43.989	12	<b>69</b> BOOTH-AMOS T. Triumph 1'44.234
5	13	<b>24</b> TACCINI L. Ducati 1'44.245	14	<b>6</b> PEROLARI C. Honda 1'44.316	15	<b>57</b> MAHENDRA A. Yamaha 1'44.376
6	16	<b>5</b> ANTONELLI N. Yamaha 1'44.469	17	<b>32</b> BAYLISS O. Triumph 1'44.476	18	<b>3</b> DE ROSA R. QJMOTOR 1'44.590
7	19	<b>43</b> JESPERSEN S. Ducati 1'44.614	20	<b>21</b> RINALDI M. Yamaha 1'44.749	21	<b>77</b> FARIOLI F. MV Agusta 1'44.903
8	22	<b>50</b> VOSTATEK O. Ducati 1'44.974	23	<b>27</b> TOBA K. Honda 1'45.284	24	<b>66</b> TUULI N. QJMOTOR 1'45.749
9	25	<b>28</b> VAN STRAALEN G. Ducati 1'45.851	26	<b>15</b> MCMANUS E. Ducati 1'45.860	27	<b>31</b> OKAMOTO Y. Yamaha 1'46.280
10	28	<b>7</b> VENEMAN L. Ducati 1'46.331	29	<b>63</b> AZMAN S. Honda 1'46.374	30	<b>22</b> CARRASCO A. Honda 1'46.721
11	31	<b>44</b> TRUELOVE H. Ducati 1'45.761	32	<b>33</b> MONTERO E. Ducati 1'46.916	33	<b>4</b> ARBEL L. MV Agusta 1'46.968

N.68 (Power L.) will not take part in the race. Declared unfit after Superpole  
N.51 (Masia J.) has been penalized with a Long Lap Penalty - Sanction from Phillip Island Race 2  
N.44 (Truelove H.) has been penalized with 6 grid positions - Slow Riding causing a crash

29/03/2025 The Race Director .....

\* = Penalized

These data/results cannot be reproduced, stored and/or transmitted in whole or in part by any manner of electronic, mechanical, photocopying, recording, broadcasting or otherwise now known or herein after developed without the previous express consent by the copyright owner, except for reproduction in daily press and regular printed publications on sale to the public within 60 days of the event related to those data/results and always provided that copyright symbol appears together as follows below. © DORNA WSBK ORGANIZATION Srl 2025