

Portuguese Round, 28-30 March 2025
Results Warm Up 2

No.	Rider	Nat	Team	Bike	Class	Time	Gap	Rel.	Laps	Speed	
										Avg	Max
1	61 C. ONCU	TUR	Yamaha BLU CRU Evan Bros Team	Yamaha YZF R9		1'42.643			5	161,055	272,3
2	53 V. DEBISE	FRA	Renzi Corse	Ducati Panigale V2		1'43.058	0.415	0.415	5	160,407	277,8
3	51 J. MASIA	ESP	Orelac Racing Verdnatura	Ducati Panigale V2		1'43.291	0.648	0.233	5	160,045	282,2
4	23 M. SCHROETTER	GER	WRP Racing	Ducati Panigale V2		1'43.456	0.813	0.165	5	159,790	281,5
5	11 B. BENDSNEYDER	NED	MV Agusta Reparto Corse	MV Agusta F3 800 RR		1'43.515	0.872	0.059	5	159,699	280,7
6	94 L. MAHIAS	FRA	GMT94-YAMAHA	Yamaha YZF R9		1'43.688	1.045	0.173	5	159,432	272,9
7	62 S. MANZI	ITA	Pata Yamaha Ten Kate Racing	Yamaha YZF R9		1'43.799	1.156	0.111	5	159,262	279,3
8	65 P. OETTL	GER	Feel Racing WorldSSP Team	Ducati Panigale V2		1'43.899	1.256	0.100	5	159,108	283,7
9	52 J. ALCOBA	ESP	Kawasaki WorldSSP Team	Kawasaki ZX-6R 636		1'43.945	1.302	0.046	5	159,038	280,7
10	69 T. BOOTH-AMOS	GBR	PTR Triumph Factory Racing	Triumph Street Triple RS 765		1'44.046	1.403	0.101	5	158,884	280,0
11	77 F. FARIOLI	ITA	MV Agusta Reparto Corse	MV Agusta F3 800 RR		1'44.127	1.484	0.081	5	158,760	285,2
12	43 S. JESPERSEN	DEN	Ecosantagata Althea Racing Team	Ducati Panigale V2		1'44.157	1.514	0.030	5	158,714	287,4
13	20 X. CARDELUS	AND	Orelac Racing Verdnatura	Ducati Panigale V2		1'44.198	1.555	0.041	5	158,652	281,5
14	64 F. CARICASULO	ITA	Motozoo ME air Racing	MV Agusta F3 800 RR		1'44.347	1.704	0.149	5	158,425	
15	57 A. MAHENDRA	INA	Yamaha BLU CRU Evan Bros Team	Yamaha YZF R9		1'44.391	1.748	0.044	5	158,358	280,0
16	27 K. TOBA	JPN	PETRONAS MIE Honda Racing Team	Honda CBR600RR		1'44.478	1.835	0.087	5	158,227	278,6
17	6 C. PEROLARI	FRA	Honda Racing World Supersport	Honda CBR600RR	*	1'44.491	1.848	0.013	5	158,207	279,3
18	50 O. VOSTATEK	CZE	WRP Racing	Ducati Panigale V2		1'44.708	2.065	0.217	5	157,879	281,5
19	28 G. VAN STRAALLEN	NED	D34G WorldSSP Racing Team	Ducati Panigale V2		1'44.832	2.189	0.124	5	157,692	284,4
20	32 O. BAYLISS	AUS	PTR Triumph Factory Racing	Triumph Street Triple RS 765		1'44.868	2.225	0.036	5	157,638	281,5
21	24 L. TACCINI	ITA	Ecosantagata Althea Racing Team	Ducati Panigale V2		1'44.877	2.234	0.009	5	157,625	285,2
22	21 M. RINALDI	ITA	GMT94-YAMAHA	Yamaha YZF R9		1'45.050	2.407	0.173	5	157,365	279,3
23	15 E. MCMANUS	IRL	MMB Racing	Ducati Panigale V2		1'45.080	2.437	0.030	4	157,320	281,5
24	5 N. ANTONELLI	ITA	VFT Racing	Yamaha YZF R9		1'45.277	2.634	0.197	5	157,026	278,6
25	31 Y. OKAMOTO	JPN	Pata Yamaha Ten Kate Racing	Yamaha YZF R9		1'45.331	2.688	0.054	5	156,945	281,5
26	63 S. AZMAN	MAS	PETRONAS MIE Honda Racing Team	Honda CBR600RR		1'45.333	2.690	0.002	5	156,942	280,7
27	66 N. TUULI	FIN	QJMOTOR Factory Racing	QJMOTOR SRK 800 RR	*	1'45.426	2.783	0.093	5	156,804	272,9
28	7 L. VENEMAN	NED	EAB Racing Team	Ducati Panigale V2		1'45.655	3.012	0.229	5	156,464	280,0
29	33 E. MONTERO	ESP	D34G WorldSSP Racing Team	Ducati Panigale V2	*	1'45.996	3.353	0.341	5	155,961	279,3
30	44 H. TRUELOVE	GBR	MMB Racing	Ducati Panigale V2		1'46.862	4.219	0.866	5	154,697	277,1
31	4 L. ARBEL	FRA	Team Flembbo-Pilote Moto Production	MV Agusta F3 800 RR		1'47.071	4.428	0.209	3	154,395	270,9
32	22 A. CARRASCO	ESP	Honda Racing World Supersport	Honda CBR600RR	*	1'47.284	4.641	0.213	5	154,088	275,7
Out 105% in this Session											
33	3 R. DE ROSA	ITA	QJMOTOR Factory Racing	QJMOTOR SRK 800 RR	*				1		

Qualifying Lap Time [105% of 1'42.643]: **1'47.776**

* WorldSSP Challenge

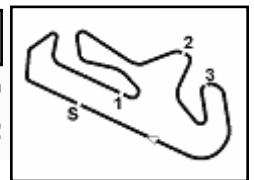
AIR	Humidity:	41%	Temp:	20°C
TRACK	Condition:	Dry	Temp:	15°C

Records	Pole	[SP]	2023 N.Bulega	1'42.769	160,860	Km/h
	Race	[RC1]	2024 Y.Montella	1'43.246	160,110	Km/h
	All Times	[SP]	2023 N.Bulega	1'42.769	160,860	Km/h

Start 09:20 End 09:35 The results are provisional until the end of the time limit for protests and appeals and the completion of the technical checks.

These data/results cannot be reproduced, stored and/or transmitted in whole or in part by any manner of electronic, mechanical, photocopying, recording, broadcasting or otherwise now known or herein after developed without the previous express consent by the copyright owner, except for reproduction in daily press and regular printed publications on sale to the public within 60 days of the event related to those data/results and always provided that copyright symbol appears together as follows below.

© DORNA WSBK ORGANIZATION Srl 2025



Portuguese Round, 28-30 March 2025
Results Warm Up 2

Session Highlights

Local Time	No. Rider	Description
09.20.00		Start of Session
09.23.58	20 X. CARDELUS	#20 Racelink GPS not working properly - It must be fixed before race 2
09.28.10	3 R. DE ROSA	#3 On Asphalt - Rejoined - Turn 5
09.30.39	15 E. MC MANUS	#15 Crashed - Turn 13
09.33.14	64 F. CARICASULO	#64 Lap Time Cancelled [1'44.373] - Yellow Flag - Turn 13
09.33.19	33 E. MONTERO	#33 Lap Time Cancelled [1'46.111] - Yellow Flag - Turn 13
09.33.24	24 L. TACCINI	#24 Lap Time Cancelled [1'44.600] - Yellow Flag - Turn 13
09.33.29	66 N. TUULI	#66 Lap Time Cancelled [1'45.644] - Yellow Flag - Turn 13
09.33.34	31 Y. OKAMOTO	#31 Lap Time Cancelled [1'45.389] - Yellow Flag - Turn 13
09.33.39	7 L. VENEMAN	#7 Lap Time Cancelled [1'46.451] - Yellow Flag - Turn 13
09.33.44	52 J. ALCOBA	#52 Lap Time Cancelled [1'45.110] - Yellow Flag - Turn 13
09.33.49	4 L. ARBEL	#4 Lap Time Cancelled [1'47.419] - Yellow Flag - Turn 13
09.33.54	44 H. TRUELOVE	#44 Lap Time Cancelled [1'47.062] - Yellow Flag - Turn 13
09.33.59	27 K. TOBA	#27 Lap Time Cancelled [1'45.643] - Yellow Flag - Turn 13
09.34.04	50 O. VOSTATEK	#50 Lap Time Cancelled [1'50.674] - Yellow Flag - Turn 13
09.34.09	69 T. BOOTH-AMOS	#69 Lap Time Cancelled [1'43.731] - Yellow Flag - Turn 13
09.34.14	65 P. OETTL	#65 Lap Time Cancelled [1'51.673] - Yellow Flag - Turn 13
09.34.19	6 C. PERLARI	#6 Lap Time Cancelled [1'44.586] - Yellow Flag - Turn 13
09.34.24	23 M. SCHROETTER	#23 Lap Time Cancelled [1'43.144] - Yellow Flag - Turn 13
09.34.29	20 X. CARDELUS	#20 Lap Time Cancelled [1'44.196] - Yellow Flag - Turn 13
09.34.34	5 N. ANTONELLI	#5 Lap Time Cancelled [1'44.820] - Yellow Flag - Turn 13
09.34.39	94 L. MAHIAS	#94 Lap Time Cancelled [1'45.096] - Yellow Flag - Turn 13
09.34.44	63 S. AZMAN	#63 Lap Time Cancelled [1'46.201] - Yellow Flag - Turn 13
09.34.49	22 A. CARRASCO	#22 Lap Time Cancelled [1'47.504] - Yellow Flag - Turn 13
09.34.54	21 M. RINALDI	#21 Lap Time Cancelled [1'53.004] - Yellow Flag - Turn 13
09.35.03		End of Session

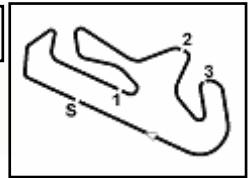
Fastest Laps Sequence

No.	Rider	Nat	Team	Bike	Local Time	Time	Gap	Avg
61	C. ONCU	TUR	Yamaha BLU CRU Evan Bros Team	Yamaha YZF R9	09:23'41.868	1'43.060		160,404
61	C. ONCU	TUR	Yamaha BLU CRU Evan Bros Team	Yamaha YZF R9	09:25'24.511	1'42.643	-0.417	161,055

30/03/2025 Start 09:20 End 09:35 The results are provisional until the end of the time limit for protests and appeals and the completion of the technical checks.

These data/results cannot be reproduced, stored and/or transmitted in whole or in part by any manner of electronic, mechanical, photocopying, recording, broadcasting or otherwise now known or herein after developed without the previous express consent by the copyright owner, except for reproduction in daily press and regular printed publications on sale to the public within 60 days of the event related to those data/results and always provided that copyright symbol appears together as follows below.

© DORNA WSBK ORGANIZATION Srl 2025



Portimao 4.592 m

Portuguese Round, 28-30 March 2025
Best Sectors & Speed Warm Up 2

BEST LAP		
1	61 C. ONCU	Yamaha YZF R9 1'42.643
2	53 V. DEBISE	Ducati Panigale V2 1'43.058
3	51 J. MASIA	Ducati Panigale V2 1'43.291
4	23 M. SCHROETTER	Ducati Panigale V2 1'43.456
5	11 B. BENDSNEYDER	MV Agusta F3 800 RR 1'43.515
6	94 L. MAHIAS	Yamaha YZF R9 1'43.688
7	62 S. MANZI	Yamaha YZF R9 1'43.799
8	65 P. OETTL	Ducati Panigale V2 1'43.899
9	52 J. ALCOBA	Kawasaki ZX-6R 636 1'43.945
10	69 T. BOOTH-AMOS	Triumph Street Triple RS 765 1'44.046
11	77 F. FARIOLI	MV Agusta F3 800 RR 1'44.127
12	43 S. JESPERSEN	Ducati Panigale V2 1'44.157
13	20 X. CARDELLUS	Ducati Panigale V2 1'44.198
14	64 F. CARICASULO	MV Agusta F3 800 RR 1'44.347
15	57 A. MAHENDRA	Yamaha YZF R9 1'44.391
16	27 K. TOBA	Honda CBR600RR 1'44.478
17	6 C. PEROLARI	Honda CBR600RR 1'44.491
18	50 D. VOSTATEK	Ducati Panigale V2 1'44.708
19	28 G. VAN STRAALLEN	Ducati Panigale V2 1'44.832
20	32 D. BAYLISS	Triumph Street Triple RS 765 1'44.868
21	24 L. TACCINI	Ducati Panigale V2 1'44.877
22	21 M. RINALDI	Yamaha YZF R9 1'45.050
23	15 E. MCMANUS	Ducati Panigale V2 1'45.080
24	5 N. ANTONELLI	Yamaha YZF R9 1'45.277
25	31 Y. OKAMOTO	Yamaha YZF R9 1'45.331
26	63 S. AZMAN	Honda CBR600RR 1'45.333
27	66 N. TUULI	QJMOTOR SRK 800 RR 1'45.426
28	7 L. VENEMAN	Ducati Panigale V2 1'45.655
29	33 E. MONTERO	Ducati Panigale V2 1'45.996
30	44 H. TRUELOVE	Ducati Panigale V2 1'46.862
31	4 L. ARBEL	MV Agusta F3 800 RR 1'47.071
32	22 A. CARRASCO	Honda CBR600RR 1'47.284
33	3 R. DE ROSA	QJMOTOR SRK 800 RR

SPEED		
1	43 S. JESPERSEN	Ducati Panigale V2 287,4
2	24 L. TACCINI	Ducati Panigale V2 285,2
3	77 F. FARIOLI	MV Agusta F3 800 RR 285,2
4	28 G. VAN STRAALLEN	Ducati Panigale V2 284,4
5	65 P. OETTL	Ducati Panigale V2 283,7
6	51 J. MASIA	Ducati Panigale V2 282,2
7	20 X. CARDELLUS	Ducati Panigale V2 281,5
8	32 D. BAYLISS	Triumph Street Triple RS 765 281,5
9	50 D. VOSTATEK	Ducati Panigale V2 281,5
10	15 E. MCMANUS	Ducati Panigale V2 281,5
11	31 Y. OKAMOTO	Yamaha YZF R9 281,5
12	23 M. SCHROETTER	Ducati Panigale V2 281,5
13	52 J. ALCOBA	Kawasaki ZX-6R 636 280,7
14	11 B. BENDSNEYDER	MV Agusta F3 800 RR 280,7
15	63 S. AZMAN	Honda CBR600RR 280,7
16	7 L. VENEMAN	Ducati Panigale V2 280,0
17	69 T. BOOTH-AMOS	Triumph Street Triple RS 765 280,0
18	57 A. MAHENDRA	Yamaha YZF R9 280,0
19	33 E. MONTERO	Ducati Panigale V2 279,3
20	6 C. PEROLARI	Honda CBR600RR 279,3
21	21 M. RINALDI	Yamaha YZF R9 279,3
22	62 S. MANZI	Yamaha YZF R9 279,3
23	27 K. TOBA	Honda CBR600RR 278,6
24	5 N. ANTONELLI	Yamaha YZF R9 278,6
25	53 V. DEBISE	Ducati Panigale V2 277,8
26	44 H. TRUELOVE	Ducati Panigale V2 277,1
27	22 A. CARRASCO	Honda CBR600RR 275,7
28	66 N. TUULI	QJMOTOR SRK 800 RR 272,9
29	94 L. MAHIAS	Yamaha YZF R9 272,9
30	61 C. ONCU	Yamaha YZF R9 272,3
31	4 L. ARBEL	MV Agusta F3 800 RR 270,9

SEG. 1	
1	61 C. ONCU 32.924
2	23 M. SCHROETTER 32.942
3	51 J. MASIA 32.949
4	53 V. DEBISE 32.997
5	94 L. MAHIAS 33.114
6	65 P. OETTL 33.116
7	20 X. CARDELLUS 33.160
8	43 S. JESPERSEN 33.163
9	62 S. MANZI 33.167
10	52 J. ALCOBA 33.174
11	69 T. BOOTH-AMOS 33.184
12	11 B. BENDSNEYDER 33.229
13	77 F. FARIOLI 33.276
14	27 K. TOBA 33.323
15	57 A. MAHENDRA 33.327
16	6 C. PEROLARI 33.362
17	64 F. CARICASULO 33.397
18	24 L. TACCINI 33.407
19	63 S. AZMAN 33.413
20	50 D. VOSTATEK 33.466
21	5 N. ANTONELLI 33.471
22	32 D. BAYLISS 33.600
23	21 M. RINALDI 33.604
24	28 G. VAN STRAALLEN 33.680
25	31 Y. OKAMOTO 33.736
26	15 E. MCMANUS 33.806
27	66 N. TUULI 33.816
28	7 L. VENEMAN 33.875
29	33 E. MONTERO 33.915
30	44 H. TRUELOVE 34.210
31	22 A. CARRASCO 34.379
32	4 L. ARBEL 34.509

SEG. 2	
1	61 C. ONCU 30.393
2	53 V. DEBISE 30.442
3	23 M. SCHROETTER 30.561
4	11 B. BENDSNEYDER 30.594
5	51 J. MASIA 30.619
6	62 S. MANZI 30.676
7	69 T. BOOTH-AMOS 30.678
8	65 P. OETTL 30.701
9	94 L. MAHIAS 30.715
10	77 F. FARIOLI 30.766
11	52 J. ALCOBA 30.827
12	50 D. VOSTATEK 30.841
13	20 X. CARDELLUS 30.855
14	64 F. CARICASULO 30.858
15	57 A. MAHENDRA 30.882
16	43 S. JESPERSEN 30.894
17	27 K. TOBA 30.907
18	6 C. PEROLARI 30.912
19	15 E. MCMANUS 30.916
20	5 N. ANTONELLI 30.966
21	28 G. VAN STRAALLEN 30.968
22	32 D. BAYLISS 31.034
23	21 M. RINALDI 31.082
24	66 N. TUULI 31.133
25	24 L. TACCINI 31.160
26	31 Y. OKAMOTO 31.216
27	7 L. VENEMAN 31.280
28	33 E. MONTERO 31.328
29	63 S. AZMAN 31.405
30	44 H. TRUELOVE 31.540
31	4 L. ARBEL 31.580
32	22 A. CARRASCO 31.882
33	3 R. DE ROSA 37.164

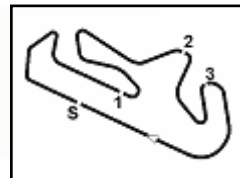
SEG. 3	
1	23 M. SCHROETTER 21.243
2	61 C. ONCU 21.269
3	94 L. MAHIAS 21.302
4	53 V. DEBISE 21.324
5	51 J. MASIA 21.404
6	11 B. BENDSNEYDER 21.417
7	62 S. MANZI 21.438
8	43 S. JESPERSEN 21.486
9	77 F. FARIOLI 21.493
10	64 F. CARICASULO 21.494
11	69 T. BOOTH-AMOS 21.497
12	32 D. BAYLISS 21.554
13	50 D. VOSTATEK 21.600
14	52 J. ALCOBA 21.601
15	20 X. CARDELLUS 21.612
16	57 A. MAHENDRA 21.623
17	24 L. TACCINI 21.624
18	65 P. OETTL 21.632
19	28 G. VAN STRAALLEN 21.644
20	27 K. TOBA 21.666
21	21 M. RINALDI 21.694
22	6 C. PEROLARI 21.720
23	15 E. MCMANUS 21.721
24	66 N. TUULI 21.739
25	5 N. ANTONELLI 21.799
26	31 Y. OKAMOTO 21.812
27	33 E. MONTERO 21.838
28	7 L. VENEMAN 21.849
29	44 H. TRUELOVE 21.871
30	63 S. AZMAN 21.983
31	4 L. ARBEL 22.140
32	22 A. CARRASCO 22.147
33	3 R. DE ROSA 23.549

SEG. 4	
1	61 C. ONCU 18.026
2	53 V. DEBISE 18.132
3	11 B. BENDSNEYDER 18.251
4	94 L. MAHIAS 18.254
5	69 T. BOOTH-AMOS 18.263
6	24 L. TACCINI 18.276
7	52 J. ALCOBA 18.288
8	28 G. VAN STRAALLEN 18.292
9	51 J. MASIA 18.303
10	20 X. CARDELLUS 18.320
11	6 C. PEROLARI 18.337
12	23 M. SCHROETTER 18.354
13	77 F. FARIOLI 18.368
14	15 E. MCMANUS 18.371
15	65 P. OETTL 18.399
16	57 A. MAHENDRA 18.402
17	32 D. BAYLISS 18.430
18	43 S. JESPERSEN 18.440
19	27 K. TOBA 18.440
20	5 N. ANTONELLI 18.455
21	64 F. CARICASULO 18.467
22	31 Y. OKAMOTO 18.475
23	62 S. MANZI 18.475
24	63 S. AZMAN 18.492
25	21 M. RINALDI 18.500
26	7 L. VENEMAN 18.513
27	33 E. MONTERO 18.580
28	66 N. TUULI 18.593
29	50 D. VOSTATEK 18.619
30	22 A. CARRASCO 18.673
31	4 L. ARBEL 18.790
32	44 H. TRUELOVE 18.932

30/03/2025

These data/results cannot be reproduced, stored and/or transmitted in whole or in part by any manner of electronic, mechanical, photocopying, recording, broadcasting or otherwise now known or herein after developed without the previous express consent by the copyright owner, except for reproduction in daily press and regular printed publications on sale to the public within 60 days of the event related to those data/results and always provided that copyright symbol appears together as follows below.

© DORNA WSBK ORGANIZATION Srl 2025



Portimao 4.592 m

Portuguese Round, 28-30 March 2025
Ideal Times Warm Up 2

No.	Rider	Nat	Bike	Seg. 1	Seg. 2	Seg. 3	Seg. 4	Ideal Time			
				Diff. 1	Diff. 2	Diff. 3	Diff. 4	Best Lap	Pos.	Diff.	
1	61 C. ONCU	TUR	Yamaha YZF R9	32.924	30.393	21.269 +0.031	18.026	1'42.612	1'42.643	1	0.031
2	53 V. DEBISE	FRA	Ducati Panigale V2	32.997 +0.014	30.442	21.324 +0.102	18.132 +0.047	1'42.895	1'43.058	2	0.163
3	23 M. SCHROETTER	GER	Ducati Panigale V2	32.942 +0.244	30.561 +0.021	21.243 +0.069	18.354 +0.022	1'43.100	1'43.456	4	0.356
4	51 J. MASIA	ESP	Ducati Panigale V2	32.949	30.619	21.404	18.303 +0.016	1'43.275	1'43.291	3	0.016
5	94 L. MAHIAS	FRA	Yamaha YZF R9	33.114	30.715	21.302	18.254 +0.303	1'43.385	1'43.688	6	0.303
6	11 B. BENDSNEYDER	NED	MV Agusta F3 800 RR	33.229 +0.011	30.594 +0.013	21.417	18.251	1'43.491	1'43.515	5	0.024
7	69 T. BOOTH-AMOS	GBR	Triumph Street Triple RS 765	33.184 +0.109	30.678 +0.315	21.497	18.263	1'43.622	1'44.046	10	0.424
8	62 S. MANZI	ITA	Yamaha YZF R9	33.167 +0.002	30.676	21.438	18.475 +0.041	1'43.756	1'43.799	7	0.043
9	65 P. OETTL	GER	Ducati Panigale V2	33.116	30.701 +0.050	21.632	18.399 +0.001	1'43.848	1'43.899	8	0.051
10	52 J. ALCOBA	ESP	Kawasaki ZX-6R 636	33.174	30.827	21.601 +0.055	18.288	1'43.890	1'43.945	9	0.055
11	77 F. FARIOLI	ITA	MV Agusta F3 800 RR	33.276	30.766	21.493 +0.216	18.368 +0.008	1'43.903	1'44.127	11	0.224
12	20 X. CARDELUS	AND	Ducati Panigale V2	33.160 +0.251	30.855	21.612	18.320	1'43.947	1'44.198	13	0.251
13	43 S. JESPERSEN	DEN	Ducati Panigale V2	33.163 +0.030	30.894 +0.089	21.486	18.440 +0.055	1'43.983	1'44.157	12	0.174
14	64 F. CARICASULO	ITA	MV Agusta F3 800 RR	33.397 +0.030	30.858	21.494 +0.069	18.467 +0.032	1'44.216	1'44.347	14	0.131
15	57 A. MAHENDRA	INA	Yamaha YZF R9	33.327	30.882	21.623 +0.157	18.402	1'44.234	1'44.391	15	0.157
16	6 C. PEROLARI	FRA	Honda CBR600RR	33.362	30.912	21.720	18.337 +0.160	1'44.331	1'44.491	17	0.160
17	27 K. TOBA	JPN	Honda CBR600RR	33.323 +0.049	30.907	21.666	18.440 +0.093	1'44.336	1'44.478	16	0.142
18	24 L. TACCINI	ITA	Ducati Panigale V2	33.407 +0.027	31.160 +0.092	21.624 +0.146	18.276 +0.145	1'44.467	1'44.877	21	0.410
19	50 D. VOSTATEK	CZE	Ducati Panigale V2	33.466	30.841 +0.079	21.600	18.619 +0.103	1'44.526	1'44.708	18	0.182
20	28 G. VAN STRAALEN	NED	Ducati Panigale V2	33.680	30.968 +0.146	21.644 +0.102	18.292	1'44.584	1'44.832	19	0.248
21	32 D. BAYLISS	AUS	Triumph Street Triple RS 765	33.600	31.034	21.554 +0.092	18.430 +0.158	1'44.618	1'44.868	20	0.250
22	5 N. ANTONELLI	ITA	Yamaha YZF R9	33.471 +0.277	30.966 +0.228	21.799	18.455 +0.081	1'44.691	1'45.277	24	0.586
23	15 E. MCMANUS	IRL	Ducati Panigale V2	33.806	30.916	21.721 +0.061	18.371 +0.205	1'44.814	1'45.080	23	0.266
24	21 M. RINALDI	ITA	Yamaha YZF R9	33.604	31.082	21.694	18.500 +0.170	1'44.880	1'45.050	22	0.170
25	31 Y. OKAMOTO	JPN	Yamaha YZF R9	33.736	31.216 +0.092	21.812	18.475	1'45.239	1'45.331	25	0.092
26	66 N. TUULI	FIN	QJMOTOR SRK 800 RR	33.816 +0.131	31.133 +0.014	21.739	18.593	1'45.281	1'45.426	27	0.145
27	63 S. AZMAN	MAS	Honda CBR600RR	33.413	31.405	21.983	18.492 +0.040	1'45.293	1'45.333	26	0.040
28	7 L. VENEMAN	NED	Ducati Panigale V2	33.875	31.280	21.849	18.513 +0.138	1'45.517	1'45.655	28	0.138
29	33 E. MONTERO	ESP	Ducati Panigale V2	33.915	31.328 +0.335	21.838	18.580	1'45.661	1'45.996	29	0.335
30	44 H. TRUELOVE	GBR	Ducati Panigale V2	34.210 +0.069	31.540 +0.033	21.871 +0.136	18.932 +0.071	1'46.553	1'46.862	30	0.309
31	4 L. ARBEL	FRA	MV Agusta F3 800 RR	34.509	31.580	22.140	18.790 +0.052	1'47.019	1'47.071	31	0.052
32	22 A. CARRASCO	ESP	Honda CBR600RR	34.379	31.882 +0.156	22.147	18.673 +0.047	1'47.081	1'47.284	32	0.203
	3 R. DE ROSA	ITA	QJMOTOR SRK 800 RR								
Overall Ideal Time				32.924	30.393	21.243	18.026	1'42.586			

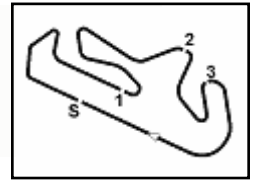
30/03/2025

These data/results cannot be reproduced, stored and/or transmitted in whole or in part by any manner of electronic, mechanical, photocopying, recording, broadcasting or otherwise now known or herein after developed without the previous express consent by the copyright owner, except for reproduction in daily press and regular printed publications on sale to the public within 60 days of the event related to those data/results and always provided that copyright symbol appears together as follows below.

© DORNA WSBK ORGANIZATION Srl 2025

FICR PERUGIA TIMING





Portimao 4.592 m

Portuguese Round, 28-30 March 2025
Chronological Analysis Warm Up 2

4	38.338	31.540	22.474	18.661	1'51.013	275,7	9:29'15.828
5	33.925	31.371	22.151	19.004	1'46.451C	278,6	9:31'02.279

29° 33 E. MONTERO [1'45.996]							
Lap	Seg.1	Seg.2	Seg.3	Seg.4	Lap Time	km/h	Local Time
		32.935	23.567	18.809			9:22'02.085
1	34.855	31.740	22.395	18.602	1'47.592	277,8	9:23'49.677
2	33.915	31.663	21.838	18.580	1'45.996	279,3	9:25'35.673
3	34.143	31.711	21.913	18.818	1'46.585	277,1	9:27'22.258
4	34.052	31.538	22.158	18.709	1'46.457	274,3	9:29'08.715
5	34.097	31.328	21.987	18.699	1'46.111C	273,6	9:30'54.826

30° 44 H. TRUELOVE [1'46.862]							
Lap	Seg.1	Seg.2	Seg.3	Seg.4	Lap Time	km/h	Local Time
		33.017	22.942	18.940			9:22'01.472
1	34.589	31.540	21.871	18.966	1'46.966	276,4	9:23'48.438
2	34.279	31.573	22.007	19.003	1'46.862	274,3	9:25'35.300
3	34.210	31.678	22.063	19.014	1'46.965	277,1	9:27'22.265
4	43.061	31.578	22.511	18.932	1'56.082	271,6	9:29'18.347
5	34.244	31.589	22.265	18.964	1'47.062C	272,9	9:31'05.409

31° 4 L. ARBEL [1'47.071]							
Lap	Seg.1	Seg.2	Seg.3	Seg.4	Lap Time	km/h	Local Time
		32.918	22.649	18.962			9:25'40.536
1	34.643	31.787	22.383	18.790	1'47.603	266,2	9:27'28.139
2	34.509	31.580	22.140	18.842	1'47.071	270,9	9:29'15.210
3	34.555	31.797	22.320	18.747	1'47.419C	264,9	9:31'02.629

32° 22 A. CARRASCO [1'47.284]							
Lap	Seg.1	Seg.2	Seg.3	Seg.4	Lap Time	km/h	Local Time
		33.631	23.200	23.058			9:22'21.170
1	34.486	32.168	22.236	18.673	1'47.563	275,7	9:24'08.733
2	34.413	32.046	22.252	18.683	1'47.394	275,7	9:25'56.127
3	34.641	32.418	22.305	18.708	1'48.072	272,9	9:27'44.199
4	34.379	32.038	22.147	18.720	1'47.284	269,6	9:29'31.483
5	34.596	31.882	22.291	18.735	1'47.504C	275,7	9:31'18.987

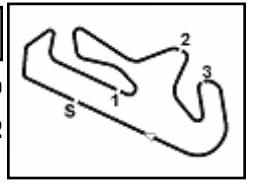
33° 3 R. DE ROSA							
Lap	Seg.1	Seg.2	Seg.3	Seg.4	Lap Time	km/h	Local Time
		37.164	26.136	39.484			9:22'38.225
1	5'19.548	1'00.464	23.549	45.127	7'28.688P		9:30'06.913

30/03/2025 P = Pits In/Out - C = Lap Time Cancelled

These data/results cannot be reproduced, stored and/or transmitted in whole or in part by any manner of electronic, mechanical, photocopying, recording, broadcasting or otherwise now known or herein after developed without the previous express consent by the copyright owner, except for reproduction in daily press and regular printed publications on sale to the public within 60 days of the event related to those data/results and always provided that copyright symbol appears together as follows below.

© DORNA WSBK ORGANIZATION Srl 2025





Portuguese Round, 28–30 March 2025
Best Laps & Speeds

No.	Rider Bike	Nat	Best Lap		FP		SP		WUP1		RC1		WUP2				
			LL	SPD	LL	SPD	LL	SPD	LL	SPD	LL	SPD	LL	SPD			
1	61 C. ONCU Yamaha YZF R9	TUR	1'42.643 53 273,6		1'43.741 17 273,6		1'42.944 10 270,2		1'43.256 4 270,9		1'43.251 17 270,9		1'42.643 5 272,3				
2	94 L. MAHIAS Yamaha YZF R9	FRA	1'43.542 52 278,6		1'44.043 12 272,9		1'43.542 13 274,3		1'44.024 5 270,2		1'43.644 17 278,6		1'43.688 5 272,9				
3	64 F. CARICASULO MV Agusta F3 800 RR	ITA	1'43.570 56 280,7		1'43.789 15 280,7		1'43.570 15 280,0		1'44.380 4 273,6		1'43.905 17		1'44.347 5				
4	52 J. ALCOBA Kawasaki ZX-6R 636	ESP	1'43.603 56 284,4		1'44.807 15 280,0		1'43.603 14 279,3		1'44.202 5 278,6		1'44.145 17 284,4		1'43.945 5 280,7				
5	11 B. BENDSNEYDER MV Agusta F3 800 RR	NED	1'43.515 56 284,4		1'43.955 13 283,7		1'43.685 16 282,2		1'44.029 5 279,3		1'43.677 17 284,4		1'43.515 5 280,7				
6	62 S. MANZI Yamaha YZF R9	ITA	1'43.720 62 279,3		1'44.257 17 276,4		1'43.720 18 277,8		1'43.817 5 278,6		1'43.740 17 278,6		1'43.799 5 279,3				
7	51 J. MASIA Ducati Panigale V2	ESP	1'43.291 57 285,9		1'44.047 15 280,7		1'43.863 15 280,0		1'44.422 5 280,0		1'43.799 17 285,9		1'43.291 5 282,2				
8	69 T. BOOTH-AMOS Triumph Street Triple RS 765	GBR	1'43.808 53 286,7		1'45.015 12 280,7		1'44.234 14 280,0		1'44.778 5 282,2		1'43.808 17 286,7		1'44.046 5 280,0				
9	23 M. SCHROETTER Ducati Panigale V2	GER	1'43.456 59 285,2		1'44.452 16 282,9		1'43.835 16 277,8		1'44.470 5 272,9		1'44.068 17 285,2		1'43.456 5 281,5				
10	53 V. DEBISE Ducati Panigale V2	FRA	1'43.058 53 282,9		1'45.192 13 271,6		1'43.842 13 276,4		1'44.125 5 270,2		1'44.185 17 282,9		1'43.058 5 277,8				
11	65 P. OETTL Ducati Panigale V2	GER	1'43.899 60 285,9		1'44.793 17 280,7		1'43.920 16 278,6		1'44.483 5 281,5		1'44.063 17 285,9		1'43.899 5 283,7				
12	20 X. CARDELUS Ducati Panigale V2	AND	1'43.989 54 284,4		1'44.802 14 280,7		1'43.989 13 277,8		1'44.787 5 280,0		1'44.278 17 284,4		1'44.198 5 281,5				
13	24 L. TACCINI Ducati Panigale V2	ITA	1'44.045 58 286,7		1'44.976 16 282,2		1'44.245 15 280,0		1'44.045 5 285,9		1'44.208 17 286,7		1'44.877 5 285,2				
14	6 C. PEROLARI Honda CBR600RR	FRA	1'44.316 58 280,7		1'44.733 17 276,4		1'44.316 14 275,7		1'44.708 5 279,3		1'44.317 17 280,7		1'44.491 5 279,3				
15	57 A. MAHENDRA Yamaha YZF R9	INA	1'44.376 56 280,7		1'45.862 16 274,3		1'44.376 14 273,6		1'44.927 4 272,3		1'44.838 17 280,7		1'44.391 5 280,0				
16	77 F. FARIOLI MV Agusta F3 800 RR	ITA	1'44.127 61 285,2		1'46.021 17 282,2		1'44.903 17 278,6		1'44.494 5 281,5		1'44.442 17 285,2		1'44.127 5 285,2				
17	5 N. ANTONELLI Yamaha YZF R9	ITA	1'44.469 56 285,2		1'44.594 16 273,6		1'44.469 13 267,6		1'44.581 5 275,0		1'44.501 17 285,2		1'45.277 5 278,6				
18	32 O. BAYLISS Triumph Street Triple RS 765	AUS	1'44.476 58 282,9		1'45.869 15 275,0		1'44.476 16 277,8		1'44.795 5 277,8		1'44.808 17 282,9		1'44.868 5 281,5				
19	3 R. DE ROSA QJMOTOR SRK 800 RR	ITA	1'44.521 49 279,3		1'45.843 10 270,9		1'44.590 16 272,9		1'44.990 5 275,7		1'44.521 17 279,3		1 1				
20	43 S. JESPERSEN Ducati Panigale V2	DEN	1'44.157 62 289,7		1'44.961 18 282,9		1'44.614 17 283,7		1'44.653 5 283,7		1'44.713 17 289,7		1'44.157 5 287,4				
21	21 M. RINALDI Yamaha YZF R9	ITA	1'44.749 54 279,3		1'45.393 13 270,9		1'44.749 14 268,9		1'45.302 5 275,0		1'45.084 17 278,6		1'45.050 5 279,3				
22	50 O. VOSTATEK Ducati Panigale V2	CZE	1'44.708 51 282,2		1'45.383 13 278,6		1'44.974 15 272,3		1'45.073 5 277,8		1'45.338 13 282,2		1'44.708 5 281,5				
23	27 K. TOBA Honda CBR600RR	JPN	1'44.478 47 279,3		1'46.513 10 272,3		1'45.284 10 277,1		1'45.624 5 277,1		1'45.023 17 279,3		1'44.478 5 278,6				
24	28 G. VAN STRAALEN Ducati Panigale V2	NED	1'44.832 49 284,4		1'46.661 10 270,9		1'45.851 12 271,6		1'45.488 5 276,4		1'45.336 17 280,0		1'44.832 5 284,4				
25	66 N. TUULI QJMOTOR SRK 800 RR	FIN	1'45.426 54 274,3		1'46.196 13 270,9		1'45.749 14 271,6		1'45.657 5 272,9		1'45.457 17 274,3		1'45.426 5 272,9				

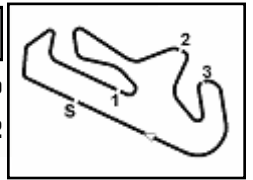
30/03/2025

These data/results cannot be reproduced, stored and/or transmitted in whole or in part by any manner of electronic, mechanical, photocopying, recording, broadcasting or otherwise now known or herein after developed without the previous express consent by the copyright owner, except for reproduction in daily press and regular printed publications on sale to the public within 60 days of the event related to those data/results and always provided that copyright symbol appears together as follows below.

© DORNA WSBK ORGANIZATION Srl 2025

FICR PERUGIA TIMING





Portimao 4.592 m

2 / 2

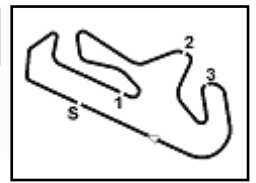
Portuguese Round, 28-30 March 2025
Best Laps & Speeds

No.	Rider Bike	Nat	Best Lap		FP		SP		WUP1		RC1		WUP2					
			LL	SPD	LL	SPD	LL	SPD	LL	SPD	LL	SPD	LL	SPD				
26	31 Y. OKAMOTO Yamaha YZF R9	JPN	1'45.331 55 281,5		1'48.707 12 270,9		1'46.280 16 280,7		1'46.926 5 279,3		1'45.592 17 277,1		1'45.331 5 281,5					
27	44 H. TRUELOVE Ducati Panigale V2	GBR	1'45.711 57 281,5		1'46.622 15 273,6		1'45.761 15 270,9		1'45.711 5 268,9		1'46.404 17 281,5		1'46.862 5 277,1					
28	15 E. MCMANUS Ducati Panigale V2	IRL	1'45.080 51 281,5		1'45.982 13 276,4		1'45.860 12 272,3		1'45.778 5 273,6		1'45.934 17 280,0		1'45.080 4 281,5					
29	4 L. ARBEL MV Agusta F3 800 RR	FRA	1'46.227 46 272,9		1'47.862 16 266,2		1'46.968 15 266,2		1'46.227 5 272,9		1'46.742 7 272,9		1'47.071 3 270,9					
30	7 L. VENEMAN Ducati Panigale V2	NED	1'45.655 59 280,0		1'47.016 16 274,3		1'46.331 16 274,3		1'46.394 5 278,6		1'46.430 17 276,4		1'45.655 5 280,0					
31	63 S. AZMAN Honda CBR600RR	MAS	1'45.333 40 280,7		1'47.663 13 271,6		1'46.374 10 275,0		1'46.345 5 272,9		1'46.833 7 275,0		1'45.333 5 280,7					
32	33 E. MONTERO Ducati Panigale V2	ESP	1'45.996 55 279,3		1'47.397 13 275,0		1'46.916 15 270,9		1'46.419 5 277,1		1'46.564 17 279,3		1'45.996 5 279,3					
33	22 A. CARRASCO Honda CBR600RR	ESP	1'46.721 51 277,1		1'47.934 12 270,2		1'46.721 12 274,3		1'47.723 5 276,4		1'46.742 17 277,1		1'47.284 5 275,7					
34	68 L. POWER MV Agusta F3 800 RR	AUS	1'46.891 27 272,3		1'47.899 12 272,3		1'46.891 15 272,3											

30/03/2025

These data/results cannot be reproduced, stored and/or transmitted in whole or in part by any manner of electronic, mechanical, photocopying, recording, broadcasting or otherwise now known or herein after developed without the previous express consent by the copyright owner, except for reproduction in daily press and regular printed publications on sale to the public within 60 days of the event related to those data/results and always provided that copyright symbol appears together as follows below.

© DORNA WSBK ORGANIZATION Srl 2025




Portimao 4.592 m

Portuguese Round, 28-30 March 2025

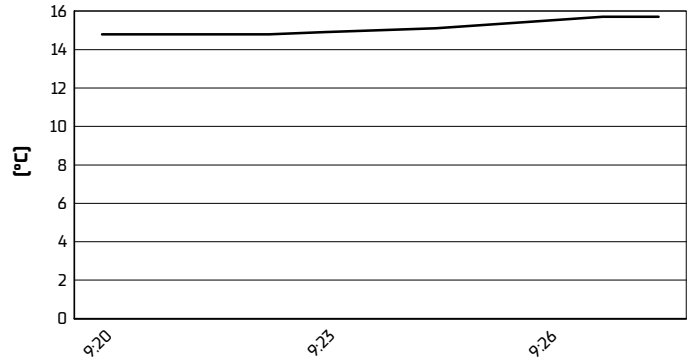
Weather Report Warm Up 2

Session started 09:20 - Session ended 9:35


Air Temperature



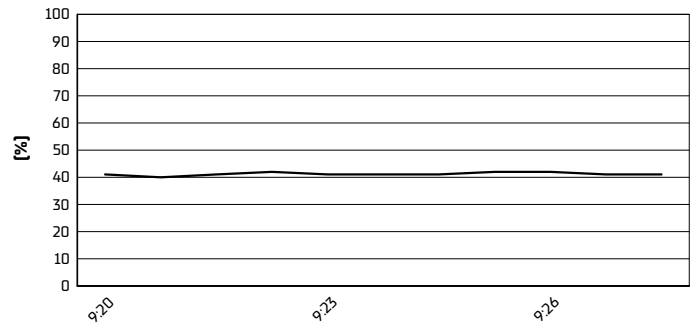
Track Temperature



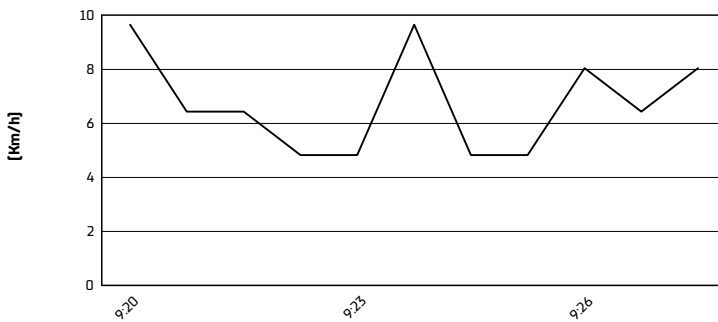
Air Pressure



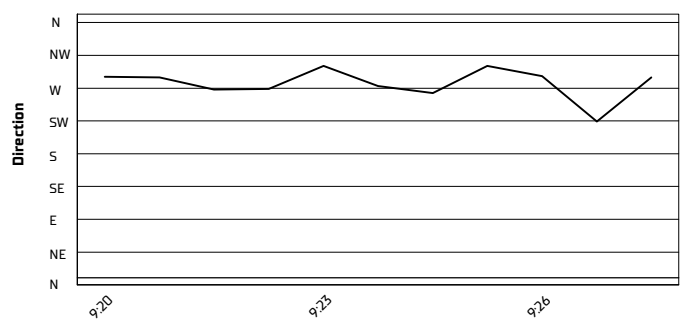
Humidity



Wind Speed



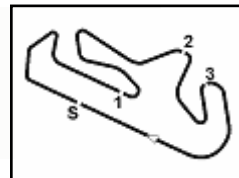
Wind Direction



30/03/2025

These data/results cannot be reproduced, stored and/or transmitted in whole or in part by any manner of electronic, mechanical, photocopying, recording, broadcasting or otherwise now known or herein after developed without the previous express consent by the copyright owner, except for reproduction in daily press and regular printed publications on sale to the public within 60 days of the event related to those data/results and always provided that copyright symbol appears together as follows below.

© DORNA WSBK ORGANIZATION Srl 2025



Portimao 4.592 m

Portuguese Round, 28-30 March 2025
Starting Grid - Race 2 [17 Laps x 4,592 km = 78,064 km]

1	1	61 ONCU C. Yamaha 1'43.251 RC1	2	94 MAHIAS L. Yamaha 1'43.644 RC1	3	11 BENDSNEYDER B. MV Agusta 1'43.677 RC1
2	4	62 MANZI S. Yamaha 1'43.740 RC1	5	51 MASIA J. Ducati 1'43.799 RC1	6	69 BOOTH-AMOS T. Triumph 1'43.808 RC1
3	7	64 CARICASULO F. MV Agusta 1'43.905 RC1	8	65 DETTL P. Ducati 1'44.063 RC1	9	23 SCHROETTER M. Ducati 1'44.068 RC1
4	10	52 ALCOBA J. Kawasaki 1'43.603 SP	11	53 DEBISE V. Ducati 1'43.842 SP	12	20 CARDELUS X. Ducati 1'43.989 SP
5	13	24 TACCINI L. Ducati 1'44.245 SP	14	6 PEROLARI C. Honda 1'44.316 SP	15	57 MAHENDRA A. Yamaha 1'44.376 SP
6	16	5 ANTONELLI N. Yamaha 1'44.469 SP	17	32 BAYLISS O. Triumph 1'44.476 SP	18	3 DE ROSA R. QJMOTOR 1'44.590 SP
7	19	43 JESPERSEN S. Ducati 1'44.614 SP	20	21 RINALDI M. Yamaha 1'44.749 SP	21	77 FARIOLI F. MV Agusta 1'44.903 SP
8	22	50 VOSTATEK O. Ducati 1'44.974 SP	23	27 TOBA K. Honda 1'45.284 SP	24	66 TUULI N. QJMOTOR 1'45.749 SP
9	25	44 TRUELOVE H. Ducati 1'45.761 SP	26	28 VAN STRAALEN G. Ducati 1'45.851 SP	27	15 MCMANUS E. Ducati 1'45.860 SP
10	28	31 OKAMOTO Y. Yamaha 1'46.280 SP	29	7 VENEMAN L. Ducati 1'46.331 SP	30	63 AZMAN S. Honda 1'46.374 SP
11	31	22 CARRASCO A. Honda 1'46.721 SP	32	33 MONTERO E. Ducati 1'46.916 SP	33	4 ARBEL L. MV Agusta 1'46.968 SP

30/03/2025 The Race Director

These data/results cannot be reproduced, stored and/or transmitted in whole or in part by any manner of electronic, mechanical, photocopying, recording, broadcasting or otherwise now known or herein after developed without the previous express consent by the copyright owner, except for reproduction in daily press and regular printed publications on sale to the public within 60 days of the event related to those data/results and always provided that copyright symbol appears together as follows below. © DORNA WSBK ORGANIZATION Srl 2025