

Portimao 4.592 m

**Portuguese Round, 28-30 March 2025**  
**Chronological Analysis Race 1**

Start at 15:16:06.270

**1 / 4**

<b>1° 6 J. BUIS [1'55.336]</b>							
Lap	Seg1	Seg2	Seg3	Seg4	Lap Time	km/h	Local Time
1		33.992	22.945	<b>20.567</b>	1'55.929	137,0	15:18'02.199
2	<b>37.812</b>	33.932	22.805	<b>20.787</b>	<b>1'55.336</b>	<b>208,4</b>	15:19'57.535
3	37.956	33.987	22.919	20.760	1'55.622	203,7	15:21'53.157
4	38.451	34.041	22.992	20.684	1'56.168	202,9	15:23'49.325
5	38.249	34.015	23.239	20.627	1'56.130	206,0	15:25'45.455
6	38.163	34.249	22.980	20.808	1'56.200	206,0	15:27'41.655
7	38.445	34.339	23.031	20.725	1'56.540	204,1	15:29'38.195
8	38.479	<b>33.905</b>	23.099	20.571	1'56.054	202,5	15:31'34.249
9	38.033	34.484	23.030	20.658	1'56.205	205,2	15:33'30.454
10	38.232	33.978	22.788	20.776	1'55.774	202,9	15:35'26.228
11	38.142	34.076	<b>22.642</b>	20.844	1'55.704	201,4	15:37'21.932
Race Time 21'15.662							

<b>2° 48 J. GARCIA [1'54.784]</b>							
Lap	Seg1	Seg2	Seg3	Seg4	Lap Time	km/h	Local Time
1		34.037	<b>22.780</b>	20.372	1'57.380	144,9	15:18'03.650
2	37.792	33.968	22.846	20.438	1'55.044	208,4	15:19'58.694
3	<b>37.424</b>	34.178	22.842	20.340	<b>1'54.784</b>	<b>218,0</b>	15:21'53.478
4	38.505	34.176	23.067	20.445	1'56.193	205,6	15:23'49.671
5	38.036	<b>33.962</b>	22.975	20.873	1'55.846	211,2	15:25'45.517
6	38.054	34.635	23.322	20.604	1'56.615	209,6	15:27'42.132
7	38.657	34.328	23.425	20.590	1'57.000	211,6	15:29'39.132
8	38.369	34.094	22.998	20.425	1'55.886	214,2	15:31'35.018
9	38.026	34.276	23.356	<b>20.284</b>	1'55.942	212,5	15:33'30.960
10	37.896	34.316	23.130	20.453	1'55.795	209,6	15:35'26.755
11	37.722	34.256	23.185	20.672	1'55.835	208,4	15:37'22.590
Race Time 21'16.320							

<b>3° 47 A. TORRES [1'55.360]</b>							
Lap	Seg1	Seg2	Seg3	Seg4	Lap Time	km/h	Local Time
1		34.027	22.851	20.464	1'56.175	137,0	15:18'02.445
2	<b>37.764</b>	34.186	<b>22.759</b>	20.651	<b>1'55.360</b>	212,1	15:19'57.805
3	38.028	33.972	22.862	20.709	1'55.571	206,8	15:21'53.376
4	37.943	34.147	22.942	20.849	1'55.881	209,6	15:23'49.257
5	38.762	<b>33.935</b>	23.169	20.478	1'56.344	204,1	15:25'45.601
6	37.875	34.326	23.321	20.751	1'56.273	<b>212,9</b>	15:27'41.874
7	38.544	34.170	23.047	20.739	1'56.500	210,8	15:29'38.374
8	38.035	34.135	23.449	20.527	1'56.146	206,8	15:31'34.520
9	38.197	34.335	23.212	20.595	1'56.339	208,4	15:33'30.859
10	38.295	34.297	23.288	<b>20.368</b>	1'56.248	210,0	15:35'27.107
11	37.853	33.943	23.198	20.494	1'55.488	211,6	15:37'22.595
Race Time 21'16.325							

<b>4° 7 B. FERNANDEZ [1'55.287]</b>							
Lap	Seg1	Seg2	Seg3	Seg4	Lap Time	km/h	Local Time
1		34.568	23.324	<b>20.216</b>	1'56.348	131,5	15:18'02.618
2	37.724	34.283	<b>22.834</b>	20.656	1'55.497	<b>213,3</b>	15:19'58.115
3	<b>37.651</b>	<b>33.894</b>	22.845	20.897	<b>1'55.287</b>	207,6	15:21'53.402
4	38.530	33.992	22.993	20.490	1'56.005	206,4	15:23'49.407
5	38.457	33.979	23.126	20.601	1'56.163	203,7	15:25'45.570
6	38.329	34.354	23.202	20.593	1'56.478	211,2	15:27'42.048
7	37.684	34.500	22.872	21.095	1'56.151	212,5	15:29'38.199
8	38.651	33.976	23.011	20.546	1'56.184	201,0	15:31'34.383
9	37.932	34.544	23.080	20.807	1'56.363	207,6	15:33'30.746
10	38.401	34.165	22.916	20.439	1'55.921	206,0	15:35'26.667
11	37.984	34.264	23.413	20.280	1'55.941	202,9	15:37'22.608
Race Time 21'16.338							

<b>5° 12 H. MAIER [1'54.849]</b>							
Lap	Seg1	Seg2	Seg3	Seg4	Lap Time	km/h	Local Time
1		<b>33.785</b>	23.083	<b>20.341</b>	1'56.232	133,9	15:18'02.502
2	37.676	34.296	23.551	20.557	1'56.080	215,0	15:19'58.582
3	<b>37.390</b>	33.934	23.072	20.453	<b>1'54.849</b>	214,6	15:21'53.431
4	38.007	34.381	23.561	20.348	1'56.297	208,4	15:23'49.728
5	37.536	34.161	23.098	20.799	1'55.594	215,9	15:25'45.322

6	38.683	34.411	23.406	20.437	1'56.937	206,0	15:27'42.259
7	38.406	34.085	23.339	20.419	1'56.249	214,2	15:29'38.508
8	38.311	34.407	23.113	20.427	1'56.258	210,4	15:31'34.766
9	37.960	34.474	23.358	20.361	1'56.153	<b>218,5</b>	15:33'30.919
10	37.950	34.203	<b>22.951</b>	20.568	1'55.672	210,0	15:35'26.591
11	37.923	34.157	23.139	20.801	1'56.020	209,2	15:37'22.611
Race Time 21'16.341							

<b>6° 50 C. THOMPSON [1'55.172]</b>								
Lap	Seg1	Seg2	Seg3	Seg4	Lap Time	km/h	Local Time	
1			34.004	<b>22.871</b>	20.516	1'56.053	130,9	15:18'02.323
2	38.280	34.346	23.244	20.467	1'56.337	209,6	15:19'58.660	
3	38.227	34.017	22.939	20.335	1'55.518	214,2	15:21'54.178	
4	38.132	<b>33.991</b>	23.209	20.571	1'55.903	211,2	15:23'50.081	
5	38.216	34.199	23.174	20.293	1'55.882	215,4	15:25'45.963	
6	38.530	34.242	23.237	20.343	1'56.352	210,4	15:27'42.315	
7	38.008	34.267	23.245	20.600	1'56.120	215,4	15:29'38.435	
8	38.896	34.018	23.162	20.410	1'56.486	204,1	15:31'34.921	
9	38.651	34.081	23.164	20.317	1'56.213	213,7	15:33'31.134	
10	38.424	34.127	23.364	20.417	1'56.332	212,9	15:35'27.466	
11	<b>37.623</b>	34.014	23.332	<b>20.203</b>	<b>1'55.172</b>	<b>219,4</b>	15:37'22.638	
Race Time 21'16.368								

<b>7° 91 M. VANNUCCI [1'55.081]</b>								
Lap	Seg1	Seg2	Seg3	Seg4	Lap Time	km/h	Local Time	
1			34.307	<b>22.956</b>	20.559	1'57.403	137,5	15:18'03.673
2	<b>37.608</b>	<b>34.024</b>	23.037	20.412	<b>1'55.081</b>	212,5	15:19'58.754	
3	37.616	34.092	23.028	20.509	1'55.245	212,9	15:21'53.999	
4	38.419	34.088	23.141	20.272	1'55.920	212,9	15:23'49.919	
5	38.188	34.189	22.988	20.466	1'55.831	213,3	15:25'45.750	
6	38.522	34.169	23.611	20.354	1'56.656	214,2	15:27'42.406	
7	38.666	34.611	23.128	20.417	1'56.822	<b>214,6</b>	15:29'39.228	
8	38.468	34.278	23.063	20.466	1'56.275	<b>214,6</b>	15:31'35.503	
9	38.119	34.398	23.080	<b>20.155</b>	1'55.752	212,5	15:33'31.255	
10	38.513	34.153	23.281	20.332	1'56.279	214,2	15:35'27.534	
11	37.670	34.275	23.103	20.294	1'55.342	212,9	15:37'22.876	
Race Time 21'16.606								

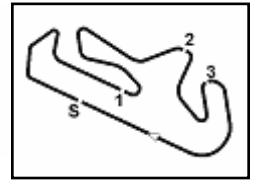
<b>8° 66 P. TONN [1'55.456]</b>								
Lap	Seg1	Seg2	Seg3	Seg4	Lap Time	km/h	Local Time	
1			34.081	22.988	20.690	1'55.920	134,4	15:18'02.190
2	38.647	33.969	23.261	20.473	1'56.350	207,2	15:19'58.540	
3	37.770	<b>33.797</b>	23.317	20.572	<b>1'55.456</b>	217,6	15:21'53.996	
4	38.043	33.913	23.190	20.389	1'55.535	215,4	15:23'49.531	
5	<b>37.511</b>	34.250	<b>22.947</b>	20.956	1'55.664	212,1	15:25'45.195	
6	38.564	34.277	23.275	20.686	1'56.802	202,9	15:27'41.997	
7	37.827	34.266	23.213	20.816	1'56.122	211,2	15:29'38.119	
8	38.918	33.994	23.149	20.538	1'56.599	201,8	15:31'34.718	
9	37.842	34.352	23.214	20.599	1'56.007	217,6	15:33'30.725	
10	38.881	34.187	23.374	<b>20.290</b>	1'56.732	201,8	15:35'27.457	
11	37.780	34.036	23.056	20.763	1'55.635	<b>218,5</b>	15:37'23.092	
Race Time 21'16.822								

<b>9° 27 F. MULYA [1'55.950]</b>								
Lap	Seg1	Seg2	Seg3	Seg4	Lap Time	km/h	Local Time	
1			34.359	23.496	20.689	1'59.336	142,0	15:18'05.606
2	38.068	<b>33.854</b>	23.318	20.738	1'55.978	209,6	15:20'01.584	
3	38.316	34.124	23.257	20.738	1'56.435	205,2	15:21'58.019	
4	<b>38.044</b>	34.140	23.161	<b>20.623</b>	1'55.968	204,1	15:23'53.987	
5	38.161	34.237	23.534	20.626	1'56.558	<b>210,0</b>	15:25'50.545	
6	38.125	34.029	23.019	20.777	<b>1'55.950</b>	209,2	15:27'46.495	
7	38.148	34.230	22.985	20.737	1'56.100	206,0	15:29'42.595	
8	38.288	34.543	<b>22.920</b>	21.066	1'56.817	203,7	15:31'39.412	
9	38.605	34.456	23.443	21.044	1'57.548	198,5	15:33'36.960	
10	38.904	34.386	23.347	20.856	1'57.493	199,2	15:35'34.453	
11	38.290	34.722	23.207	20.899	1'57.118c	204,1	15:37'31.571	
Race Time 21'25.301								

29/03/2025 P = Pits In/Out - C = Lap Time Cancelled

These data/results cannot be reproduced, stored and/or transmitted in whole or in part by any manner of electronic, mechanical, photocopying, recording, broadcasting or otherwise now known or herein after developed without the previous express consent by the copyright owner, except for reproduction in daily press and regular printed publications on sale to the public within 60 days of the event related to those data/results and always provided that copyright symbol appears together as follows below.

© DORNA WSBK ORGANIZATION Srl 2025



Portimao 4.592 m

**Portuguese Round, 28-30 March 2025**  
**Chronological Analysis Race 1**

Start at 15:16'06.270

**2 / 4**

10° 79 T. ALONSO [1'55.926]							
Lap	Seg.1	Seg.2	Seg.3	Seg.4	Lap Time	km/h	Local Time
1		34.715	23.207	<b>20.376</b>	1'58.449	134,8	15:18'04.719
2	38.297	34.128	<b>22.835</b>	20.666	<b>1'55.926</b>	<b>214,6</b>	15:20'00.645
3	38.287	34.168	22.877	20.748	1'56.080	202,9	15:21'56.725
4	38.143	<b>34.091</b>	23.213	20.672	1'56.119	205,6	15:23'52.844
5	38.090	34.498	23.197	21.029	1'56.814	207,6	15:25'49.658
6	38.591	34.276	22.937	21.009	1'56.813	204,8	15:27'46.471
7	38.357	34.566	22.916	20.582	1'56.421	205,2	15:29'42.892
8	38.146	34.679	23.176	20.786	1'56.787	208,4	15:31'39.679
9	39.025	34.344	23.835	20.465	1'57.669	198,8	15:33'37.348
10	39.069	34.359	23.277	20.591	1'57.296	204,1	15:35'34.644
11	<b>38.023</b>	34.869	23.392	20.658	1'56.942C	203,7	15:37'31.586
Race Time 21'25.316							

6	38.602	34.217	23.394	20.580	1'56.793	211,2	15:27'47.484
7	38.135	34.294	23.146	20.594	1'56.169	210,4	15:29'43.653
8	38.759	34.295	23.207	20.576	1'56.837	198,8	15:31'40.490
9	38.607	34.363	23.774	20.622	1'57.366	208,8	15:33'37.856
10	38.770	34.311	23.338	20.500	1'56.919	207,2	15:35'34.775
11	38.731	34.502	23.572	20.309	1'57.114C	205,6	15:37'31.889
Race Time 21'25.619							

11° 62 K. FONTAINHA [1'55.790]							
Lap	Seg.1	Seg.2	Seg.3	Seg.4	Lap Time	km/h	Local Time
1		34.604	23.697	20.818	1'59.555	138,6	15:18'05.825
2	<b>37.875</b>	34.405	23.079	20.606	1'55.965	<b>213,3</b>	15:20'01.790
3	38.357	34.262	23.093	20.712	1'56.424	207,6	15:21'58.214
4	38.417	<b>33.917</b>	<b>23.067</b>	<b>20.389</b>	<b>1'55.790</b>	208,4	15:23'54.004
5	38.107	34.378	23.149	20.944	1'56.578	207,2	15:25'50.582
6	38.356	34.350	23.220	20.709	1'56.635	209,6	15:27'47.217
7	38.069	34.487	23.099	20.783	1'56.438	209,2	15:29'43.655
8	38.151	34.279	23.216	20.788	1'56.434	199,6	15:31'40.089
9	38.432	34.635	23.863	20.517	1'57.447	211,6	15:33'37.536
10	38.164	34.434	23.617	20.697	1'56.912	210,4	15:35'34.448
11	38.833	34.543	23.345	20.591	1'57.312C	201,8	15:37'31.760
Race Time 21'25.490							

15° 23 E. BARTOLINI [1'55.362]							
Lap	Seg.1	Seg.2	Seg.3	Seg.4	Lap Time	km/h	Local Time
1		34.707	23.166	20.356	1'58.011	141,3	15:18'04.281
2	37.896	<b>34.276</b>	<b>22.959</b>	<b>20.231</b>	<b>1'55.362</b>	211,2	15:19'59.643
3	<b>37.423</b>	34.370	23.209	21.075	1'56.077	<b>212,5</b>	15:21'55.720
4	38.467	34.680	23.133	20.620	1'56.900	208,0	15:23'52.620
5	38.159	34.360	23.261	21.287	1'57.067	203,7	15:25'49.687
6	38.742	34.303	23.289	21.054	1'57.388	206,4	15:27'47.075
7	38.181	34.284	22.984	20.553	1'56.002	207,2	15:29'43.077
8	38.105	34.661	23.599	20.693	1'57.058	210,4	15:31'40.135
9	37.992	34.550	23.528	21.024	1'57.094	209,2	15:33'37.229
10	38.788	34.404	23.453	20.630	1'57.275	207,2	15:35'34.504
11	38.025	34.503	23.241	21.350	1'57.119C	205,2	15:37'31.623
Race Time 21'25.353 + 3.000Pen							

12° 36 F. TOREQTULLAH [1'55.179]							
Lap	Seg.1	Seg.2	Seg.3	Seg.4	Lap Time	km/h	Local Time
1		34.452	23.716	20.943	2'00.043	148,8	15:18'06.313
2	38.486	34.573	23.030	20.730	1'56.819	<b>213,3</b>	15:20'03.132
3	<b>37.686</b>	<b>34.059</b>	22.962	<b>20.472</b>	<b>1'55.179</b>	206,0	15:21'58.311
4	37.958	34.130	23.096	20.497	1'55.681	208,8	15:23'53.992
5	37.880	34.090	22.957	20.806	1'55.733	210,0	15:25'49.725
6	38.005	34.277	22.960	21.086	1'56.328	205,6	15:27'46.053
7	38.292	34.320	<b>22.868</b>	21.106	1'56.586	200,3	15:29'42.639
8	38.141	34.712	23.096	21.094	1'57.043	205,6	15:31'39.682
9	38.603	34.496	23.579	20.869	1'57.547	204,5	15:33'37.229
10	38.158	34.412	23.128	21.261	1'56.959	207,6	15:35'34.188
11	38.813	34.541	23.231	20.862	1'57.447C	198,5	15:37'31.635
Race Time 21'25.365 + 0.137Pen							

16° 39 J. RISUENO [1'56.248]							
Lap	Seg.1	Seg.2	Seg.3	Seg.4	Lap Time	km/h	Local Time
1		34.295	23.308	<b>20.419</b>	1'59.891	145,5	15:18'06.161
2	38.862	34.667	23.105	20.637	1'57.271	<b>212,5</b>	15:20'03.432
3	38.278	34.322	23.148	20.595	1'56.343	211,2	15:21'59.775
4	38.278	<b>34.254</b>	23.080	20.636	<b>1'56.248</b>	208,4	15:23'56.023
5	38.745	34.703	23.085	20.775	1'57.308	207,2	15:25'53.331
6	38.864	34.385	23.250	20.666	1'57.165	203,3	15:27'50.496
7	38.947	34.952	<b>23.037</b>	20.644	1'57.580	204,5	15:29'48.076
8	38.407	34.259	23.186	20.793	1'56.645	202,9	15:31'44.721
9	38.649	34.355	23.317	20.801	1'57.122C	199,6	15:33'41.843
10	38.712	34.698	23.430	20.842	1'57.682	201,4	15:35'39.525
11	<b>38.187</b>	34.948	23.106	20.848	1'57.089C	209,2	15:37'36.614
Race Time 21'30.344							

13° 85 K. SABATUCCI [1'55.340]							
Lap	Seg.1	Seg.2	Seg.3	Seg.4	Lap Time	km/h	Local Time
1		34.644	23.237	20.636	1'57.969	136,6	15:18'04.239
2	<b>37.660</b>	<b>34.228</b>	<b>23.003</b>	<b>20.449</b>	<b>1'55.340</b>	212,1	15:19'59.579
3	38.155	34.322	23.171	20.721	1'56.369	<b>215,0</b>	15:21'55.948
4	38.438	34.370	23.117	20.771	1'56.696	209,2	15:23'52.644
5	38.488	34.442	23.223	20.885	1'57.038	201,0	15:25'49.682
6	38.592	34.886	23.528	20.774	1'57.780	202,5	15:27'47.462
7	38.302	34.292	23.212	20.721	1'56.527	210,4	15:29'43.989
8	37.755	34.509	23.338	20.637	1'56.239	211,6	15:31'40.228
9	38.244	34.449	23.797	20.597	1'57.087	213,7	15:33'37.315
10	38.883	34.460	23.529	20.553	1'57.425	204,5	15:35'34.740
11	38.238	34.752	23.586	20.461	1'57.037C	210,0	15:37'31.777
Race Time 21'25.507							

17° 77 J. OSUNA [1'56.610]							
Lap	Seg.1	Seg.2	Seg.3	Seg.4	Lap Time	km/h	Local Time
1		34.467	23.483	<b>20.521</b>	1'59.864	150,1	15:18'06.134
2	38.539	34.583	23.035	20.834	1'56.991	<b>218,5</b>	15:20'03.125
3	38.467	<b>34.192</b>	23.059	20.892	<b>1'56.610</b>	209,2	15:21'59.735
4	38.539	34.345	23.060	20.869	1'56.813	208,0	15:23'56.548
5	38.197	34.519	23.007	21.021	1'56.744	206,4	15:25'53.292
6	38.735	34.241	23.126	21.086	1'57.188	202,2	15:27'50.480
7	38.605	34.868	<b>23.003</b>	21.127	1'57.603	202,2	15:29'48.083
8	38.480	34.377	23.251	20.849	1'56.957	206,8	15:31'45.040
9	38.515	34.378	23.320	20.955	1'57.168C	207,6	15:33'42.208
10	38.202	34.623	23.422	20.947	1'57.194	212,5	15:35'39.402
11	<b>38.195</b>	34.885	23.099	21.112	1'57.291C	208,0	15:37'36.693
Race Time 21'30.423							

14° 53 P. SVOBODA [1'55.967]							
Lap	Seg.1	Seg.2	Seg.3	Seg.4	Lap Time	km/h	Local Time
1		34.692	23.241	<b>20.262</b>	1'58.177	137,0	15:18'04.447
2	38.887	34.259	23.456	20.686	1'57.288	<b>212,9</b>	15:20'01.735
3	38.413	34.449	<b>23.118</b>	20.487	1'56.467	206,8	15:21'58.202
4	38.386	34.483	23.125	20.528	1'56.522	206,8	15:23'54.724
5	<b>38.030</b>	<b>34.153</b>	23.312	20.472	<b>1'55.967</b>	209,6	15:25'50.691

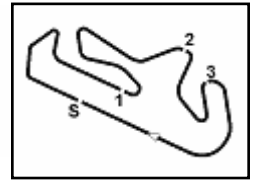
18° 13 R. FERNANDEZ [1'56.466]							
Lap	Seg.1	Seg.2	Seg.3	Seg.4	Lap Time	km/h	Local Time
1		34.648	23.600	<b>20.640</b>	1'59.819	143,9	15:18'06.089
2	38.801	34.923	23.211	20.845	1'57.780	<b>214,6</b>	15:20'03.869
3	38.038	<b>34.339</b>	23.217	20.881	1'56.475	210,4	15:22'00.344
4	38.107	34.663	<b>22.932</b>	20.764	<b>1'56.466</b>	208,8	15:23'56.810
5	<b>38.035</b>	34.824	23.018	20.821	1'56.698	211,6	15:25'53.508
6	38.195	34.647	23.179	20.924	1'56.945	208,0	15:27'50.453
7	38.724	34.965	23.434	21.004	1'58.127	204,5	15:29'48.580
8	38.242	34.383	23.151	20.863	1'56.639	206,4	15:31'45.219
9	38.468	34.435	23.284	20.757	1'56.944C	204,1	15:33'42.163
10	38.095	34.614	23.248	21.038	1'56.995	210,0	15:35'39.158
11	38.738	34.895	23.157	20.968	1'57.758C	200,3	15:37'36.916
Race Time 21'30.646							

29/03/2025

P = Pits In/Out - C = Lap Time Cancelled

These data/results cannot be reproduced, stored and/or transmitted in whole or in part by any manner of electronic, mechanical, photocopying, recording, broadcasting or otherwise now known or herein after developed without the previous express consent by the copyright owner, except for reproduction in daily press and regular printed publications on sale to the public within 60 days of the event related to those data/results and always provided that copyright symbol appears together as follows below.

© DORNA WSBK ORGANIZATION Srl 2025



Portimao 4.592 m

**3 / 4**

**Portuguese Round, 28-30 March 2025**  
**Chronological Analysis Race 1**

Start at 15:16'06.270

19° 87 C. SWAIN [1'56.670]							
Lap	Seg1	Seg2	Seg3	Seg4	Lap Time	km/h	Local Time
1		35.285	23.452	21.053	2'02.177	149,3	15:18'08.447
2	<b>38.128</b>	34.547	23.282	20.736	1'56.693	212,5	15:20'05.140
3	38.277	34.596	23.116	20.779	1'56.768	<b>216,7</b>	15:22'01.908
4	38.199	<b>34.435</b>	23.172	20.864	<b>1'56.670</b>	209,6	15:23'58.578
5	38.438	34.714	23.280	20.716	1'57.148	214,2	15:25'55.726
6	38.365	34.519	23.066	20.759	1'56.709	213,3	15:27'52.435
7	38.329	34.819	23.156	20.926	1'57.230	206,0	15:29'49.665
8	38.341	34.947	23.221	20.870	1'57.379	204,5	15:31'47.044
9	38.653	34.821	23.204	20.955	1'57.633C	208,4	15:33'44.677
10	38.352	34.621	23.149	<b>20.684</b>	1'56.806	206,4	15:35'41.483
11	38.363	34.548	<b>23.048</b>	20.895	1'56.854C	209,6	15:37'38.337
Race Time 21'32.067							

20° 96 M. VICH [1'56.356]							
Lap	Seg1	Seg2	Seg3	Seg4	Lap Time	km/h	Local Time
1		34.913	23.002	<b>20.675</b>	2'00.823	146,4	15:18'07.093
2	38.470	35.000	23.434	20.861	1'57.765	213,3	15:20'04.858
3	<b>38.225</b>	<b>34.322</b>	23.066	20.743	<b>1'56.356</b>	211,6	15:22'01.214
4	38.437	34.553	23.126	20.917	1'57.033	<b>214,2</b>	15:23'58.247
5	38.652	34.421	22.967	21.031	1'57.071	210,4	15:25'55.318
6	38.459	34.576	22.982	21.063	1'57.080	202,9	15:27'52.398
7	38.507	35.151	<b>22.902</b>	21.033	1'57.593	207,2	15:29'49.991
8	38.297	34.834	23.291	20.752	1'57.174	208,8	15:31'47.165
9	38.508	34.425	23.194	20.743	1'56.870C	209,6	15:33'44.035
10	38.574	34.464	22.972	20.951	1'56.961	200,7	15:35'40.996
11	38.509	34.646	22.972	21.281	1'57.408C	201,0	15:37'38.404
Race Time 21'32.134							

21° 4 E. CAZZANIGA [1'56.449]							
Lap	Seg1	Seg2	Seg3	Seg4	Lap Time	km/h	Local Time
1		34.895	23.454	20.811	2'01.186	142,2	15:18'07.456
2	38.107	34.734	23.521	<b>20.705</b>	1'57.067	210,8	15:20'04.523
3	37.963	34.417	23.222	20.847	<b>1'56.449</b>	209,6	15:22'00.972
4	38.559	34.403	<b>23.171</b>	20.884	1'57.017	208,4	15:23'57.989
5	39.040	34.431	23.217	20.962	1'57.650	205,2	15:25'55.639
6	38.574	34.532	23.210	20.774	1'57.090	209,6	15:27'52.729
7	38.267	34.883	23.248	20.899	1'57.297	<b>211,2</b>	15:29'50.026
8	<b>37.933</b>	34.514	23.217	20.986	1'56.650	208,8	15:31'46.676
9	38.687	<b>34.399</b>	23.316	20.949	1'57.351C	201,0	15:33'44.027
10	38.704	34.513	23.397	20.797	1'57.411	201,0	15:35'41.438
11	38.531	34.667	23.281	20.777	1'57.256C	206,8	15:37'38.694
Race Time 21'32.424							

22° 16 U. HIDALGO [1'57.029]							
Lap	Seg1	Seg2	Seg3	Seg4	Lap Time	km/h	Local Time
1		34.613	23.200	<b>20.520</b>	2'00.328	149,3	15:18'06.598
2	38.719	34.858	23.222	20.847	1'57.646	<b>217,2</b>	15:20'04.244
3	38.866	<b>34.427</b>	<b>23.027</b>	20.709	<b>1'57.029</b>	203,3	15:22'01.273
4	<b>38.542</b>	34.495	23.140	20.946	1'57.123	210,4	15:23'58.396
5	38.857	34.646	23.195	20.968	1'57.666	207,2	15:25'56.062
6	38.848	34.596	23.197	21.225	1'57.866C	204,8	15:27'53.928
7	39.017	34.993	23.842	21.342	1'59.194	198,8	15:29'53.122
8	39.349	35.786	23.276	21.663	2'00.074	194,9	15:31'53.196
9	39.498	35.152	23.457	21.381	1'59.488C	192,1	15:33'52.684
10	39.247	34.994	23.381	21.371	1'58.993	192,5	15:35'51.677
11	39.308	35.326	23.560	21.495	1'59.689C	192,1	15:37'51.366
Race Time 21'45.096							

23° 29 G. ZANNINI [1'57.789]							
Lap	Seg1	Seg2	Seg3	Seg4	Lap Time	km/h	Local Time
1		35.342	23.486	21.129	2'02.171	145,8	15:18'08.441
2	38.726	<b>34.909</b>	<b>23.210</b>	<b>20.944</b>	<b>1'57.789</b>	<b>210,0</b>	15:20'06.230
3	<b>38.572</b>	35.328	23.460	21.153	1'58.513	204,1	15:22'04.743
4	39.358	35.612	23.449	21.247	1'59.666	196,7	15:24'04.409
5	39.377	35.842	23.611	21.686	2'00.516	196,3	15:26'04.925

6	39.346	35.882	23.954	21.687	2'00.869C	195,2	15:28'05.794
7	39.724	35.867	23.578	21.501	2'00.670	196,7	15:30'06.464
8	39.568	35.798	23.609	21.663	2'00.638	193,8	15:32'07.102
9	39.727	35.818	23.777	21.625	2'00.947	194,2	15:34'08.049
10	39.592	36.137	23.634	21.357	2'00.720	193,8	15:36'08.769
11	40.029	35.923	23.859	21.640	2'01.451C	193,5	15:38'10.220
Race Time 22'03.950							

RET 43 M. GAGGI [1'55.390]							
Lap	Seg1	Seg2	Seg3	Seg4	Lap Time	km/h	Local Time
1		34.290	22.974	20.730	1'57.407	133,4	15:18'03.677
2	<b>37.868</b>	34.227	22.920	20.644	1'55.659	211,6	15:19'59.336
3	37.941	34.553	23.233	20.576	1'56.303	207,2	15:21'55.639
4	37.870	34.091	<b>22.912</b>	20.702	1'55.575	209,6	15:23'51.214
5	38.261	34.026	23.034	20.815	1'56.136	201,8	15:25'47.350
6	37.906	<b>33.963</b>	23.175	20.346	<b>1'55.390</b>	208,0	15:27'42.740
7	38.162	34.427	23.343	20.506	1'56.438	<b>215,9</b>	15:29'39.178
8	38.459	34.226	23.039	20.433	1'56.157	212,9	15:31'35.335
9	38.046	34.477	23.085	<b>20.240</b>	1'55.848	212,5	15:33'31.183
10	38.228	34.106	23.358	20.274	1'55.966	213,7	15:35'27.149
Race Time 19'20.879							

RET 38 D. SALVADOR [1'54.414]							
Lap	Seg1	Seg2	Seg3	Seg4	Lap Time	km/h	Local Time
1		34.391	23.006	<b>20.318</b>	1'58.026	145,8	15:18'04.296
2	38.035	33.928	22.985	20.319	1'55.267	212,1	15:19'59.563
3	<b>37.343</b>	<b>33.856</b>	<b>22.892</b>	20.323	<b>1'54.414</b>	210,0	15:21'53.977
4	38.364	33.938	23.212	20.379	1'55.893	208,8	15:23'49.870
5	38.322	34.080	23.182	20.481	1'56.065	<b>214,6</b>	15:25'45.935
6	38.330	34.333	23.051	20.490	1'56.204	210,0	15:27'42.139
7	38.886	34.328	23.050	20.541	1'56.805	212,5	15:29'38.944
8	38.444	34.125	23.230	20.844	1'56.643	210,4	15:31'35.587
9	40.693	46.524	28.730	42.339	2'38.286P	202,5	15:34'13.873
Race Time 18'07.603							

RET 26 M. GENNAI [1'55.160]							
Lap	Seg1	Seg2	Seg3	Seg4	Lap Time	km/h	Local Time
1		34.651	23.134	20.384	1'57.949	141,6	15:18'04.219
2	37.751	33.960	23.069	20.380	<b>1'55.160</b>	210,0	15:19'59.379
3	38.090	34.091	23.354	20.593	1'56.128	207,2	15:21'55.507
4	38.713	<b>33.959</b>	22.828	20.441	1'55.941	200,7	15:23'51.448
5	37.871	33.984	<b>22.741</b>	20.588	1'55.184	208,0	15:25'46.632
6	38.014	34.225	23.401	<b>20.205</b>	1'55.845	210,0	15:27'42.477
7	38.317	34.146	23.355	20.300	1'56.118	<b>218,5</b>	15:29'38.595
8	<b>37.644</b>	34.205	22.946	20.881	1'55.676	213,7	15:31'34.271
9	1'17.931	51.113	43.426	1'00.180	3'52.650P	206,8	15:35'26.921
Race Time 19'20.651							

RET 9 E. ERCOLANI [1'55.165]							
Lap	Seg1	Seg2	Seg3	Seg4	Lap Time	km/h	Local Time
1		34.432	23.582	20.847	1'59.737	146,8	15:18'06.007
2	38.778	34.720	23.091	20.652	1'57.241	<b>212,1</b>	15:20'03.248
3	<b>37.960</b>	34.004	<b>22.818</b>	<b>20.383</b>	<b>1'55.165</b>	205,6	15:21'58.413
4	38.377	<b>33.937</b>	23.041	20.444	1'55.799	199,9	15:23'54.212
5	38.128	34.284	23.202	20.834	1'56.448	204,1	15:25'50.660
Race Time 9'44.390							

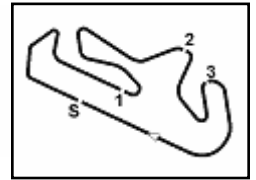
RET 55 U. CALATAYUD [1'55.176]							
Lap	Seg1	Seg2	Seg3	Seg4	Lap Time	km/h	Local Time
1		33.919	23.133	<b>20.205</b>	1'56.437	133,9	15:18'02.707
2	37.910	34.017	23.275	20.494	1'55.696	208,0	15:19'58.403
3	38.282	33.963			1'58.399	<b>208,8</b>	15:21'56.802
4	<b>37.669</b>	34.244	<b>22.734</b>	20.529	<b>1'55.176</b>	207,2	15:23'51.978
Race Time 7'45.708							

RET 11 F. NOVOTNY [1'57.788]							
Lap	Seg1	Seg2	Seg3	Seg4	Lap Time	km/h	Local Time
1		34.614	<b>23.225</b>	<b>20.455</b>	2'00.176	148,2	15:18'06.446

29/03/2025 P = Pits In/Out - C = Lap Time Cancelled

These data/results cannot be reproduced, stored and/or transmitted in whole or in part by any manner of electronic, mechanical, photocopying, recording, broadcasting or otherwise now known or herein after developed without the previous express consent by the copyright owner, except for reproduction in daily press and regular printed publications on sale to the public within 60 days of the event related to those data/results and always provided that copyright symbol appears together as follows below.

© DORNA WSBK ORGANIZATION Srl 2025



Portimao 4.592 m

4 / 4

**Portuguese Round, 28-30 March 2025**  
**Chronological Analysis Race 1**

Start at 15:16'06.270

2	38.700	34.947	23.480	20.661	<b>1'57.788</b>	<b>212,1</b>	15:20'04.234
Race Time 3'57.964							

29/03/2025 P = Pits In/Out - C = Lap Time Cancelled

These data/results cannot be reproduced, stored and/or transmitted in whole or in part by any manner of electronic, mechanical, photocopying, recording, broadcasting or otherwise now known or herein after developed without the previous express consent by the copyright owner, except for reproduction in daily press and regular printed publications on sale to the public within 60 days of the event related to those data/results and always provided that copyright symbol appears together as follows below.

© DORNA WSBK ORGANIZATION Srl 2025