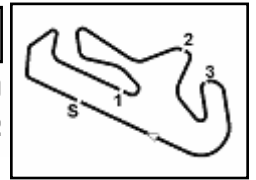


Portimao 4.592 m

**Portuguese Round, 28–30 March 2025**  
**Biographical Entry List**

No.	Rider (Abbreviation)	Age	Date of Birth	Place of Birth	Nat	Bike Team	Wins 2025	Podiums 2025	Pole 2025	Races 2025	Tyres
1	<b>4 CAZZANIGA Emanuele</b> [Caz]	21	10/04/2003	Carate Brianza	ITA	<b>Yamaha YZF-R3</b> Racestar Trasimeno				4	Pirelli
2	<b>6 BUIS Jeffrey</b> [Bui]	23	27/12/2001	Meppel	NED	<b>KTM RC 390 R</b> Freudenberg KTM-Paligo Racing	13	23	2	70	Pirelli
3	<b>7 FERNANDEZ Benat</b> [FeB]	17	19/11/2007	San Sebastian	ESP	<b>Kove 321 RR-S</b> Team#109 Retro Traffic Kove					Pirelli
4	<b>9 ERCOLANI Emiliano</b> [Erc]	20	16/02/2005	Pesaro	ITA	<b>Kawasaki Ninja 400</b> Kawasaki GP Project				16	Pirelli
5	<b>11 NOVOTNY Filip</b> [Nov]	17	11/09/2007	Brno	CZE	<b>Kawasaki Ninja 400</b> Accolade Funds Smrz Racing BGR				16	Pirelli
6	<b>12 MAIER Humberto</b> [Mai]	19	28/10/2005	Osasco	BRA	<b>Yamaha YZF-R3</b> Yamaha AD78 FIMLA by MS Racing		4	1	42	Pirelli
7	<b>13 FERNANDEZ Roberto</b> [FeR]	17	05/01/2008	Madrid	ESP	<b>Kawasaki Ninja 400</b> Kawasaki Junior Team by MTM				4	Pirelli
8	<b>16 HIDALGO Uriel</b> [Hid]	16	16/04/2008	Tarragona	ESP	<b>Kawasaki Ninja 400</b> ZAPPAS-DEZA-BOX 77 Racing Team				2	Pirelli
9	<b>23 BARTOLINI Elia</b> [Bar]	21	31/07/2003	Cesena	ITA	<b>Yamaha YZF-R3</b> Team BrCorse				16	Pirelli
10	<b>26 GENNAI Mirko</b> [Gen]	22	07/03/2003	Firenze	ITA	<b>Kawasaki Ninja 400</b> MTM Kawasaki	7	14		76	Pirelli
11	<b>27 MULYA Felix</b> [Mul]	17	30/06/2007	Bogor	INA	<b>Yamaha YZF-R3</b> ProGP NitiRacing					Pirelli
12	<b>29 ZANNINI Giacomo</b> [Zan]	25	03/08/1999	Comacchio	ITA	<b>Kawasaki Ninja 400</b> Kawasaki GP Project				16	Pirelli
13	<b>33 SANCHEZ Gonzalo</b> [San]	16	20/08/2008	Teruel	ESP	<b>Yamaha YZF-R3</b> ARCO MotoR University Team				2	Pirelli
14	<b>36 TOREQOTTULLAH Faerozi</b> [ToF]	22	15/12/2002	Lumajang, Jawa Timur	INA	<b>Yamaha YZF-R3</b> ProGP NitiRacing					Pirelli
15	<b>38 SALVADOR David</b> [Sal]	21	27/06/2003	Madrid	ESP	<b>Kawasaki Ninja 400</b> Team ProDina XCI	1	1		14	Pirelli
16	<b>39 RISUENO Juan</b> [Ris]	17	29/07/2007	Cartagena	ESP	<b>Yamaha YZF-R3</b> MS Racing				2	Pirelli
17	<b>43 GAGGI Marco</b> [Gag]	21	25/12/2003	Fano	ITA	<b>Yamaha YZF-R3</b> Team BrCorse		3		62	Pirelli
18	<b>47 TORRES Antonio</b> [Tor]	17	02/08/2007	Sevilla	ESP	<b>Kawasaki Ninja 400</b> Team ProDina XCI		1		6	Pirelli
19	<b>48 GARCIA Julio</b> [GaJ]	18	10/07/2006	Malaga	ESP	<b>Kawasaki Ninja 400</b> Prodina Kawasaki Racing Sport	1	6	1	34	Pirelli
20	<b>50 THOMPSON Carter</b> [Tho]	17	29/11/2007	New Lambton Heights	AUS	<b>Kawasaki Ninja 400</b> MTM Kawasaki		2	1	8	Pirelli
21	<b>53 SVOBODA Petr</b> [Svo]	22	04/12/2002	Brno	CZE	<b>Kawasaki Ninja 400</b> Kawasaki Junior Team by MTM	2	4		53	Pirelli
22	<b>55 CALATAYUD Unai</b> [Cal]	21	31/01/2004	Bicorp	ESP	<b>Yamaha YZF-R3</b> ARCO MotoR University Team	1	2		26	Pirelli
23	<b>62 FONTAINHA Kevin</b> [Fon]	18	26/07/2006	Brazil	BRA	<b>Yamaha YZF-R3</b> Yamaha AD78 FIMLA by MS Racing				20	Pirelli
24	<b>66 TONN Phillip</b> [Ton]	19	22/08/2005	Werdau	GER	<b>KTM RC 390 R</b> Freudenberg KTM-Paligo Racing				18	Pirelli
25	<b>77 OSUNA Jose</b> [Osu]	18	06/02/2007	Écija	ESP	<b>Kawasaki Ninja 400</b> ZAPPAS-DEZA-BOX 77 Racing Team		2		31	Pirelli
26	<b>79 ALONSO Tomas</b> [Alo]	22	07/09/2002	Loures	POR	<b>Kawasaki Ninja 400</b> Pons Motosport Italika Racing				23	Pirelli
27	<b>85 SABATUCCI Kevin</b> [Sab]	25	07/04/1999	Ascoli Piceno	ITA	<b>Kawasaki Ninja 400</b> Accolade Funds Smrz Racing BGR	1	3	1	83	Pirelli
28	<b>87 SWAIN Cameron</b> [Swa]	16	14/08/2008	Oxford	AUS	<b>Yamaha YZF-R3</b> Yamaha Motoxrcing WorldSSP300 Team					Pirelli
29	<b>91 VANNUCCI Matteo</b> [Van]	21	19/05/2003	Bagno a Ripoli	ITA	<b>Yamaha YZF-R3</b> PATA AG Motorsport Italia WorldSSP300	3	8	3	46	Pirelli
30	<b>96 VICH Marc</b> [Vic]	18	09/10/2006	Palma de Mallorca	ESP	<b>Yamaha YZF-R3</b> Yamaha Motoxrcing WorldSSP300 Team				2	Pirelli



**Portuguese Round, 28-30 March 2025**  
**Results Free Practice**

No.	Rider	Nat	Team	Bike	Time	Gap	Rel.	Laps	Speed	
									Avg	Max
1	<b>66</b> P. <b>TONN</b>	GER	Freudenberg KTM-Paligo Racing	KTM RC 390 R	<b>1'55.141</b>			11	143,574	<b>210,0</b>
2	<b>6</b> J. <b>BUIS</b>	NED	Freudenberg KTM-Paligo Racing	KTM RC 390 R	<b>1'55.562</b>	0.421	0.421	11	143,050	<b>207,6</b>
3	<b>55</b> U. <b>CALATAYUD</b>	ESP	ARCO MotoR University Team	Yamaha YZF-R3	<b>1'55.613</b>	0.472	0.051	11	142,987	<b>207,6</b>
4	<b>12</b> H. <b>MAIER</b>	BRA	Yamaha AD78 FIMLA by MS Racing	Yamaha YZF-R3	<b>1'55.639</b>	0.498	0.026	11	142,955	<b>208,4</b>
5	<b>48</b> J. <b>GARCIA</b>	ESP	Prodina Kawasaki Racing Sport	Kawasaki Ninja 400	<b>1'55.813</b>	0.672	0.174	9	142,740	<b>205,2</b>
6	<b>7</b> B. <b>FERNANDEZ</b>	ESP	Team#109 Retro Traffic Kove	Kove 321 RR-5	<b>1'55.836</b>	0.695	0.023	8	142,712	<b>208,4</b>
7	<b>50</b> C. <b>THOMPSON</b>	AUS	MTM Kawasaki	Kawasaki Ninja 400	<b>1'55.858</b>	0.717	0.022	8	142,685	<b>197,7</b>
8	<b>77</b> J. <b>OSUNA</b>	ESP	ZAPPAS-DEZA-BOX 77 Racing Team	Kawasaki Ninja 400	<b>1'56.124</b>	0.983	0.266	10	142,358	<b>207,6</b>
9	<b>85</b> K. <b>SABATUCCI</b>	ITA	Accolade Funds Smrz Racing BGR	Kawasaki Ninja 400	<b>1'56.242</b>	1.101	0.118	12	142,214	<b>205,6</b>
10	<b>38</b> D. <b>SALVADOR</b>	ESP	Team ProDina XCI	Kawasaki Ninja 400	<b>1'56.277</b>	1.136	0.035	12	142,171	<b>201,8</b>
11	<b>47</b> A. <b>TORRES</b>	ESP	Team ProDina XCI	Kawasaki Ninja 400	<b>1'56.277</b>	1.136	0.000	12	142,171	<b>205,2</b>
12	<b>79</b> T. <b>ALONSO</b>	POR	Pons Motosport Italika Racing	Kawasaki Ninja 400	<b>1'56.500</b>	1.359	0.223	10	141,899	<b>200,3</b>
13	<b>62</b> K. <b>FONTAINHA</b>	BRA	Yamaha AD78 FIMLA by MS Racing	Yamaha YZF-R3	<b>1'56.552</b>	1.411	0.052	12	141,835	<b>205,6</b>
14	<b>26</b> M. <b>GENNAI</b>	ITA	MTM Kawasaki	Kawasaki Ninja 400	<b>1'56.587</b>	1.446	0.035	9	141,793	<b>204,8</b>
15	<b>91</b> M. <b>VANNUCCI</b>	ITA	PATA AG Motorsport Italia WorldSSP300	Yamaha YZF-R3	<b>1'56.660</b>	1.519	0.073	9	141,704	<b>208,0</b>
16	<b>23</b> E. <b>BARTOLINI</b>	ITA	Team BrCorse	Yamaha YZF-R3	<b>1'56.666</b>	1.525	0.006	8	141,697	<b>203,7</b>
17	<b>43</b> M. <b>GAGGI</b>	ITA	Team BrCorse	Yamaha YZF-R3	<b>1'56.776</b>	1.635	0.110	10	141,563	<b>204,8</b>
18	<b>27</b> F. <b>MULYA</b>	INA	ProGP NitiRacing	Yamaha YZF-R3	<b>1'56.859</b>	1.718	0.083	9	141,463	<b>207,2</b>
19	<b>13</b> R. <b>FERNANDEZ</b>	ESP	Kawasaki Junior Team by MTM	Kawasaki Ninja 400	<b>1'57.035</b>	1.894	0.176	9	141,250	<b>204,1</b>
20	<b>9</b> E. <b>ERCOLANI</b>	ITA	Kawasaki GP Project	Kawasaki Ninja 400	<b>1'57.276</b>	2.135	0.241	12	140,960	<b>203,3</b>
21	<b>53</b> P. <b>SVOBODA</b>	CZE	Kawasaki Junior Team by MTM	Kawasaki Ninja 400	<b>1'57.283</b>	2.142	0.007	8	140,951	<b>197,4</b>
22	<b>87</b> C. <b>SWAIN</b>	AUS	Yamaha Motoxracing WorldSSP300 Team	Yamaha YZF-R3	<b>1'57.444</b>	2.303	0.161	10	140,758	<b>206,0</b>
23	<b>29</b> G. <b>ZANNINI</b>	ITA	Kawasaki GP Project	Kawasaki Ninja 400	<b>1'57.456</b>	2.315	0.012	10	140,744	<b>207,6</b>
24	<b>11</b> F. <b>NOVOTNY</b>	CZE	Accolade Funds Smrz Racing BGR	Kawasaki Ninja 400	<b>1'57.463</b>	2.322	0.007	12	140,735	<b>203,7</b>
25	<b>36</b> F. <b>TOREOOTTULLAH</b>	INA	ProGP NitiRacing	Yamaha YZF-R3	<b>1'57.585</b>	2.444	0.122	9	140,589	<b>199,9</b>
26	<b>39</b> J. <b>RISUENO</b>	ESP	MS Racing	Yamaha YZF-R3	<b>1'57.769</b>	2.628	0.184	10	140,370	<b>203,7</b>
27	<b>4</b> E. <b>CAZZANIGA</b>	ITA	Racestar Trasimeno	Yamaha YZF-R3	<b>1'58.004</b>	2.863	0.235	12	140,090	<b>204,5</b>
28	<b>33</b> G. <b>SANCHEZ</b>	ESP	ARCO MotoR University Team	Yamaha YZF-R3	<b>1'58.323</b>	3.182	0.319	1	139,712	<b>207,6</b>
29	<b>96</b> M. <b>VICH</b>	ESP	Yamaha Motoxracing WorldSSP300 Team	Yamaha YZF-R3	<b>1'58.666</b>	3.525	0.343	5	139,309	<b>200,7</b>
30	<b>16</b> U. <b>HIDALGO</b>	ESP	ZAPPAS-DEZA-BOX 77 Racing Team	Kawasaki Ninja 400	<b>1'59.563</b>	4.422	0.897	9	138,264	<b>196,7</b>

**Qualifying Lap Time (105% of 1'55.141): 2'00.899**

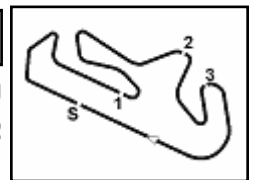
AIR	Humidity:	39%	Temp:	21°C
TRACK	Condition:	Dry	Temp:	29°C

Records	Pole	[SP]	2023 J.Perez Gonzalez	1'54.428	144,470	Km/h
	Race	[RC1]	2024 M.Vannucci	1'54.862	143,920	Km/h
	All Times	[SP]	2023 J.Perez Gonzalez	1'54.428	144,470	Km/h

Start 28/03/2025 11:40 End 12:09 The results are provisional until the end of the time limit for protests and appeals and the completion of the technical checks.

These data/results cannot be reproduced, stored and/or transmitted in whole or in part by any manner of electronic, mechanical, photocopying, recording, broadcasting or otherwise now known or herein after developed without the previous express consent by the copyright owner, except for reproduction in daily press and regular printed publications on sale to the public within 60 days of the event related to those data/results and always provided that copyright symbol appears together as follows below.

© DORNA WSBK ORGANIZATION Srl 2025



**Portuguese Round, 28-30 March 2025**  
**Results Free Practice**

**Session Highlights**

Local Time	No. Rider	Description
11.40.00		Start of Session
11.40.05		WorldSSP300 Pit Intervention Time: 1min 50secs
11.43.18	<b>7 B. FERNANDEZ</b>	#7 racelink is not working
11.44.05	<b>13 R. FERNANDEZ</b>	#13 Transponder NOT Working
11.44.05	<b>53 P. SVOBODA</b>	#53 Transponder NOT Working
11.46.36	<b>33 G. SANCHEZ</b>	#33 Crashed - Turn 6
11.52.34	<b>50 C. THOMPSON</b>	#50 Crashed - Turn 13
11.53.01	<b>50 C. THOMPSON</b>	#50 Rejoined
11.53.22	<b>13 R. FERNANDEZ</b>	#13 BLACK FLAG - Transponder Not Working
11.53.30	<b>96 M. VICH</b>	#96 Stopped with Technical Problem - Turn 2
11.56.02	<b>85 K. SABATUCCI</b>	#85 Lap Time Cancelled [2'00.048] - Exceeded Track Limits - Turn
11.56.12	<b>87 C. SWAIN</b>	#87 Lap Time Cancelled [2'20.479] - Exceeded Track Limits - Turn
11.57.29	<b>13 R. FERNANDEZ</b>	#13 Lap Time Cancelled [1'57.520] - Yellow Flag - Turn 13
11.57.34	<b>77 J. OSUNA</b>	#77 Lap Time Cancelled [2'20.530] - Yellow Flag - Turn 13
11.57.39	<b>26 M. GENNAI</b>	#26 Lap Time Cancelled [1'56.802] - Yellow Flag - Turn 13
11.57.44	<b>27 F. MULYA</b>	#27 Lap Time Cancelled [2'28.578] - Yellow Flag - Turn 13
11.57.49	<b>43 M. GAGGI</b>	#43 Lap Time Cancelled [1'57.129] - Yellow Flag - Turn 13
11.57.54	<b>55 U. CALATAYUD</b>	#55 Lap Time Cancelled [1'56.834] - Yellow Flag - Turn 13
11.57.59	<b>6 J. BUIS</b>	#6 Lap Time Cancelled [1'56.680] - Yellow Flag - Turn 13
11.58.04	<b>66 P. TONN</b>	#66 Lap Time Cancelled [1'56.896] - Yellow Flag - Turn 13
11.58.51	<b>13 R. FERNANDEZ</b>	#13 Lap Time Cancelled [2'20.757] - Yellow Flag - Turn 2
11.58.56	<b>26 M. GENNAI</b>	#26 Lap Time Cancelled [2'20.936] - Yellow Flag - Turn 2
11.59.01	<b>43 M. GAGGI</b>	#43 Lap Time Cancelled [1'57.319] - Yellow Flag - Turn 2
11.59.06	<b>55 U. CALATAYUD</b>	#55 Lap Time Cancelled [1'58.827] - Yellow Flag - Turn 2
11.59.11	<b>6 J. BUIS</b>	#6 Lap Time Cancelled [1'57.077] - Yellow Flag - Turn 2
11.59.16	<b>66 P. TONN</b>	#66 Lap Time Cancelled [1'57.265] - Yellow Flag - Turn 2
11.59.21	<b>23 E. BARTOLINI</b>	#23 Lap Time Cancelled [5'34.768] - Yellow Flag - Turn 2
12.09.05		End of Session
12.14.14	<b>38 D. SALVADOR</b>	#38 Lap Time Cancelled [1'57.639] - Yellow Flag - Turn 6
12.14.19	<b>91 M. VANNUCCI</b>	#91 Lap Time Cancelled [1'57.156] - Yellow Flag - Turn 6
12.14.24	<b>39 J. RISUENO</b>	#39 Lap Time Cancelled [1'57.874] - Yellow Flag - Turn 6
12.14.29	<b>12 H. MAIER</b>	#12 Lap Time Cancelled [1'59.194] - Yellow Flag - Turn 6
12.14.34	<b>11 F. NOVOTNY</b>	#11 Lap Time Cancelled [1'59.433] - Yellow Flag - Turn 6
12.14.39	<b>47 A. TORRES</b>	#47 Lap Time Cancelled [1'59.223] - Yellow Flag - Turn 6
12.14.44	<b>85 K. SABATUCCI</b>	#85 Lap Time Cancelled [2'00.857] - Yellow Flag - Turn 6
12.14.49	<b>9 E. ERCOLANI</b>	#9 Lap Time Cancelled [1'58.502] - Yellow Flag - Turn 6
12.14.54	<b>87 C. SWAIN</b>	#87 Lap Time Cancelled [1'58.965] - Yellow Flag - Turn 6
12.14.59	<b>29 G. ZANNINI</b>	#29 Lap Time Cancelled [1'59.166] - Yellow Flag - Turn 6
12.15.04	<b>96 M. VICH</b>	#96 Lap Time Cancelled [1'59.716] - Yellow Flag - Turn 6
12.15.09	<b>62 K. FONTAINHA</b>	#62 Lap Time Cancelled [1'57.730] - Yellow Flag - Turn 6
12.15.14	<b>4 E. CAZZANIGA</b>	#4 Lap Time Cancelled [1'59.865] - Yellow Flag - Turn 6
12.15.19	<b>48 J. GARCIA</b>	#48 Lap Time Cancelled [1'57.577] - Yellow Flag - Turn 6

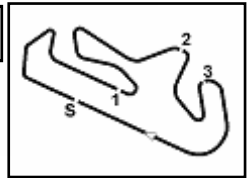
**Fastest Laps Sequence**

No.	Rider	Nat	Team	Bike	Local Time	Time	Gap	Avg
<b>38</b>	<b>D. SALVADOR</b>	ESP	Team ProDina XCI	Kawasaki Ninja 400	11:44'19.031	<b>1'58.379</b>		139,646
<b>91</b>	<b>M. VANNUCCI</b>	ITA	PATA AG Motorsport Italia WorldSSP300	Yamaha YZF-R3	11:44'29.894	<b>1'58.152</b>	-0.227	139,915
<b>12</b>	<b>H. MAIER</b>	BRA	Yamaha AD78 FIMLA by MS Racing	Yamaha YZF-R3	11:44'30.342	<b>1'57.451</b>	-0.701	140,750
<b>6</b>	<b>J. BUIS</b>	NED	Freudenberg KTM-Paligo Racing	KTM RC 390 R	11:45'36.870	<b>1'55.790</b>	-1.661	142,769
<b>66</b>	<b>P. TONN</b>	GER	Freudenberg KTM-Paligo Racing	KTM RC 390 R	11:45'36.872	<b>1'55.699</b>	-0.091	142,881
<b>66</b>	<b>P. TONN</b>	GER	Freudenberg KTM-Paligo Racing	KTM RC 390 R	11:49'28.266	<b>1'55.141</b>	-0.558	143,574

28/03/2025 Start 11:40 End 12:09 The results are provisional until the end of the time limit for protests and appeals and the completion of the technical checks.

These data/results cannot be reproduced, stored and/or transmitted in whole or in part by any manner of electronic, mechanical, photocopying, recording, broadcasting or otherwise now known or herein after developed without the previous express consent by the copyright owner, except for reproduction in daily press and regular printed publications on sale to the public within 60 days of the event related to those data/results and always provided that copyright symbol appears together as follows below.

© DORNA WSBK ORGANIZATION Srl 2025



Portimao 4.592 m

**Portuguese Round, 28-30 March 2025**  
**Best Sectors & Speed Free Practice**

BEST LAP		
1	<b>66</b> P. TONN	KTM RC 390 R 1'55.141
2	<b>6</b> J. BUIS	KTM RC 390 R 1'55.562
3	<b>55</b> U. CALATAYUD	Yamaha YZF-R3 1'55.613
4	<b>12</b> H. MAIER	Yamaha YZF-R3 1'55.639
5	<b>48</b> J. GARCIA	Kawasaki Ninja 400 1'55.813
6	<b>7</b> B. FERNANDEZ	Kove 321 RR-5 1'55.836
7	<b>50</b> C. THOMPSON	Kawasaki Ninja 400 1'55.858
8	<b>77</b> J. OSUNA	Kawasaki Ninja 400 1'56.124
9	<b>85</b> K. SABATUCCI	Kawasaki Ninja 400 1'56.242
10	<b>38</b> D. SALVADOR	Kawasaki Ninja 400 1'56.277
11	<b>47</b> A. TORRES	Kawasaki Ninja 400 1'56.277
12	<b>79</b> T. ALONSO	Kawasaki Ninja 400 1'56.500
13	<b>62</b> K. FONTAINHA	Yamaha YZF-R3 1'56.552
14	<b>26</b> M. GENNAI	Kawasaki Ninja 400 1'56.587
15	<b>91</b> M. VANNUCCI	Yamaha YZF-R3 1'56.660
16	<b>23</b> E. BARTOLINI	Yamaha YZF-R3 1'56.666
17	<b>43</b> M. GAGGI	Yamaha YZF-R3 1'56.776
18	<b>27</b> F. MULYA	Yamaha YZF-R3 1'56.859
19	<b>13</b> R. FERNANDEZ	Kawasaki Ninja 400 1'57.035
20	<b>9</b> E. ERCOLANI	Kawasaki Ninja 400 1'57.276
21	<b>53</b> P. SVOBODA	Kawasaki Ninja 400 1'57.283
22	<b>87</b> C. SWAIN	Yamaha YZF-R3 1'57.444
23	<b>29</b> G. ZANNINI	Kawasaki Ninja 400 1'57.456
24	<b>11</b> F. NOVOTNY	Kawasaki Ninja 400 1'57.463
25	<b>36</b> F. TOREQOTTULLAH	Yamaha YZF-R3 1'58.323
26	<b>39</b> J. RISUENO	Yamaha YZF-R3 1'57.769
27	<b>4</b> E. CAZZANIGA	Yamaha YZF-R3 1'58.004
28	<b>33</b> G. SANCHEZ	Yamaha YZF-R3 1'58.323
29	<b>96</b> M. VICH	Yamaha YZF-R3 1'58.666
30	<b>16</b> U. HIDALGO	Kawasaki Ninja 400 1'59.563

SPEED		
1	<b>66</b> P. TONN	KTM RC 390 R 210,0
2	<b>12</b> H. MAIER	Yamaha YZF-R3 208,4
3	<b>7</b> B. FERNANDEZ	Kove 321 RR-5 208,4
4	<b>91</b> M. VANNUCCI	Yamaha YZF-R3 208,0
5	<b>55</b> U. CALATAYUD	Yamaha YZF-R3 207,6
6	<b>33</b> G. SANCHEZ	Yamaha YZF-R3 207,6
7	<b>29</b> G. ZANNINI	Kawasaki Ninja 400 207,6
8	<b>6</b> J. BUIS	KTM RC 390 R 207,6
9	<b>77</b> J. OSUNA	Kawasaki Ninja 400 207,6
10	<b>27</b> F. MULYA	Yamaha YZF-R3 207,2
11	<b>87</b> C. SWAIN	Yamaha YZF-R3 206,0
12	<b>62</b> K. FONTAINHA	Yamaha YZF-R3 205,6
13	<b>85</b> K. SABATUCCI	Kawasaki Ninja 400 205,6
14	<b>48</b> J. GARCIA	Kawasaki Ninja 400 205,2
15	<b>47</b> A. TORRES	Kawasaki Ninja 400 205,2
16	<b>43</b> M. GAGGI	Yamaha YZF-R3 204,8
17	<b>26</b> M. GENNAI	Kawasaki Ninja 400 204,8
18	<b>4</b> E. CAZZANIGA	Yamaha YZF-R3 204,5
19	<b>13</b> R. FERNANDEZ	Kawasaki Ninja 400 204,1
20	<b>23</b> E. BARTOLINI	Yamaha YZF-R3 203,7
21	<b>11</b> F. NOVOTNY	Kawasaki Ninja 400 203,7
22	<b>39</b> J. RISUENO	Yamaha YZF-R3 203,7
23	<b>9</b> E. ERCOLANI	Kawasaki Ninja 400 203,3
24	<b>38</b> D. SALVADOR	Kawasaki Ninja 400 201,8
25	<b>96</b> M. VICH	Yamaha YZF-R3 200,7
26	<b>79</b> T. ALONSO	Kawasaki Ninja 400 200,3
27	<b>36</b> F. TOREQOTTULLAH	Yamaha YZF-R3 199,9
28	<b>50</b> C. THOMPSON	Kawasaki Ninja 400 197,7
29	<b>53</b> P. SVOBODA	Kawasaki Ninja 400 197,4
30	<b>16</b> U. HIDALGO	Kawasaki Ninja 400 196,7

SEG. 1	
1	<b>66</b> P. TONN 37.733
2	<b>7</b> B. FERNANDEZ 37.869
3	<b>6</b> J. BUIS 37.918
4	<b>55</b> U. CALATAYUD 37.961
5	<b>48</b> J. GARCIA 37.979
6	<b>12</b> H. MAIER 38.016
7	<b>85</b> K. SABATUCCI 38.092
8	<b>38</b> D. SALVADOR 38.129
9	<b>77</b> J. OSUNA 38.156
10	<b>23</b> E. BARTOLINI 38.192
11	<b>50</b> C. THOMPSON 38.195
12	<b>62</b> K. FONTAINHA 38.233
13	<b>43</b> M. GAGGI 38.253
14	<b>47</b> A. TORRES 38.306
15	<b>27</b> F. MULYA 38.338
16	<b>26</b> M. GENNAI 38.341
17	<b>79</b> T. ALONSO 38.398
18	<b>91</b> M. VANNUCCI 38.417
19	<b>29</b> G. ZANNINI 38.495
20	<b>53</b> P. SVOBODA 38.495
21	<b>13</b> R. FERNANDEZ 38.502
22	<b>87</b> C. SWAIN 38.533
23	<b>9</b> E. ERCOLANI 38.547
24	<b>11</b> F. NOVOTNY 38.557
25	<b>39</b> J. RISUENO 38.571
26	<b>33</b> G. SANCHEZ 38.689
27	<b>4</b> E. CAZZANIGA 38.739
28	<b>36</b> F. TOREQOTTULLAH 38.866
29	<b>16</b> U. HIDALGO 39.161
30	<b>96</b> M. VICH 39.247

SEG. 2	
1	<b>66</b> P. TONN 33.738
2	<b>6</b> J. BUIS 33.779
3	<b>55</b> U. CALATAYUD 33.907
4	<b>38</b> D. SALVADOR 34.015
5	<b>7</b> B. FERNANDEZ 34.023
6	<b>50</b> C. THOMPSON 34.068
7	<b>48</b> J. GARCIA 34.084
8	<b>47</b> A. TORRES 34.115
9	<b>26</b> M. GENNAI 34.129
10	<b>12</b> H. MAIER 34.150
11	<b>77</b> J. OSUNA 34.268
12	<b>23</b> E. BARTOLINI 34.273
13	<b>79</b> T. ALONSO 34.294
14	<b>9</b> E. ERCOLANI 34.341
15	<b>85</b> K. SABATUCCI 34.353
16	<b>62</b> K. FONTAINHA 34.358
17	<b>43</b> M. GAGGI 34.378
18	<b>91</b> M. VANNUCCI 34.382
19	<b>27</b> F. MULYA 34.401
20	<b>13</b> R. FERNANDEZ 34.419
21	<b>39</b> J. RISUENO 34.424
22	<b>53</b> P. SVOBODA 34.437
23	<b>36</b> F. TOREQOTTULLAH 34.441
24	<b>4</b> E. CAZZANIGA 34.590
25	<b>11</b> F. NOVOTNY 34.602
26	<b>87</b> C. SWAIN 34.717
27	<b>33</b> G. SANCHEZ 34.728
28	<b>29</b> G. ZANNINI 34.752
29	<b>16</b> U. HIDALGO 34.772
30	<b>96</b> M. VICH 34.901

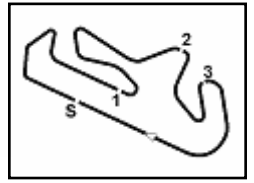
SEG. 3	
1	<b>66</b> P. TONN 22.719
2	<b>50</b> C. THOMPSON 22.726
3	<b>55</b> U. CALATAYUD 22.797
4	<b>38</b> D. SALVADOR 22.844
5	<b>48</b> J. GARCIA 22.863
6	<b>6</b> J. BUIS 22.899
7	<b>47</b> A. TORRES 22.905
8	<b>12</b> H. MAIER 22.935
9	<b>79</b> T. ALONSO 22.982
10	<b>43</b> M. GAGGI 22.987
11	<b>9</b> E. ERCOLANI 23.016
12	<b>85</b> K. SABATUCCI 23.039
13	<b>91</b> M. VANNUCCI 23.060
14	<b>77</b> J. OSUNA 23.069
15	<b>7</b> B. FERNANDEZ 23.071
16	<b>27</b> F. MULYA 23.095
17	<b>26</b> M. GENNAI 23.097
18	<b>11</b> F. NOVOTNY 23.158
19	<b>23</b> E. BARTOLINI 23.168
20	<b>62</b> K. FONTAINHA 23.195
21	<b>13</b> R. FERNANDEZ 23.225
22	<b>36</b> F. TOREQOTTULLAH 23.235
23	<b>87</b> C. SWAIN 23.240
24	<b>29</b> G. ZANNINI 23.247
25	<b>39</b> J. RISUENO 23.271
26	<b>53</b> P. SVOBODA 23.273
27	<b>96</b> M. VICH 23.284
28	<b>33</b> G. SANCHEZ 23.349
29	<b>4</b> E. CAZZANIGA 23.376
30	<b>16</b> U. HIDALGO 23.481

SEG. 4	
1	<b>12</b> H. MAIER 20.439
2	<b>6</b> J. BUIS 20.446
3	<b>77</b> J. OSUNA 20.534
4	<b>79</b> T. ALONSO 20.591
5	<b>50</b> C. THOMPSON 20.608
6	<b>11</b> F. NOVOTNY 20.650
7	<b>91</b> M. VANNUCCI 20.651
8	<b>66</b> P. TONN 20.666
9	<b>26</b> M. GENNAI 20.669
10	<b>55</b> U. CALATAYUD 20.678
11	<b>29</b> G. ZANNINI 20.689
12	<b>39</b> J. RISUENO 20.716
13	<b>85</b> K. SABATUCCI 20.716
14	<b>27</b> F. MULYA 20.745
15	<b>38</b> D. SALVADOR 20.763
16	<b>62</b> K. FONTAINHA 20.766
17	<b>48</b> J. GARCIA 20.771
18	<b>7</b> B. FERNANDEZ 20.773
19	<b>9</b> E. ERCOLANI 20.794
20	<b>87</b> C. SWAIN 20.795
21	<b>13</b> R. FERNANDEZ 20.845
22	<b>43</b> M. GAGGI 20.890
23	<b>47</b> A. TORRES 20.892
24	<b>23</b> E. BARTOLINI 20.911
25	<b>36</b> F. TOREQOTTULLAH 20.938
26	<b>53</b> P. SVOBODA 20.963
27	<b>96</b> M. VICH 21.056
28	<b>4</b> E. CAZZANIGA 21.080
29	<b>33</b> G. SANCHEZ 21.088
30	<b>16</b> U. HIDALGO 21.283

28/03/2025

These data/results cannot be reproduced, stored and/or transmitted in whole or in part by any manner of electronic, mechanical, photocopying, recording, broadcasting or otherwise now known or herein after developed without the previous express consent by the copyright owner, except for reproduction in daily press and regular printed publications on sale to the public within 60 days of the event related to those data/results and always provided that copyright symbol appears together as follows below.

© DORNA WSBK ORGANIZATION Srl 2025



Portimao 4.592 m

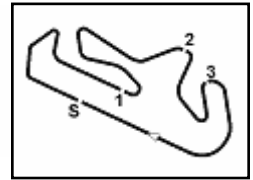
**Portuguese Round, 28-30 March 2025**  
**Ideal Times Free Practice**

No.	Rider	Nat	Bike	Seg. 1	Seg. 2	Seg. 3	Seg. 4	Ideal Time		
				Diff. 1	Diff. 2	Diff. 3	Diff. 4	Best Lap	Pos.	Diff.
1	<b>66 P. TONN</b>	GER	KTM RC 390 R	<b>37.733</b>	<b>33.738</b> +0.096	<b>22.719</b> +0.176	20.666 +0.013	<b>1'54.856</b> 1'55.141	1	0.285
2	<b>6 J. BUIS</b>	NED	KTM RC 390 R	37.918 +0.114	33.779	22.899	20.446 +0.406	<b>1'55.042</b> 1'55.562	2	0.520
3	<b>55 U. CALATAYUD</b>	ESP	Yamaha YZF-R3	37.961	33.907 +0.168	22.797 +0.100	20.678 +0.002	<b>1'55.343</b> 1'55.613	3	0.270
4	<b>12 H. MAIER</b>	BRA	Yamaha YZF-R3	38.016 +0.018	34.150 +0.081	22.935	<b>20.439</b>	<b>1'55.540</b> 1'55.639	4	0.099
5	<b>50 C. THOMPSON</b>	AUS	Kawasaki Ninja 400	38.195 +0.124	34.068 +0.024	22.726	20.608 +0.113	<b>1'55.597</b> 1'55.858	7	0.261
6	<b>48 J. GARCIA</b>	ESP	Kawasaki Ninja 400	37.979	34.084	22.863 +0.008	20.771 +0.108	<b>1'55.697</b> 1'55.813	5	0.116
7	<b>7 B. FERNANDEZ</b>	ESP	Kove 321 RR-S	37.869	34.023	23.071 +0.100	20.773	<b>1'55.736</b> 1'55.836	6	0.100
8	<b>38 D. SALVADOR</b>	ESP	Kawasaki Ninja 400	38.129	34.015 +0.175	22.844 +0.238	20.763 +0.113	<b>1'55.751</b> 1'56.277	11	0.526
9	<b>77 J. OSUNA</b>	ESP	Kawasaki Ninja 400	38.156	34.268 +0.012	23.069	20.534 +0.085	<b>1'56.027</b> 1'56.124	8	0.097
10	<b>85 K. SABATUCCI</b>	ITA	Kawasaki Ninja 400	38.092	34.353 +0.042	23.039	20.716	<b>1'56.200</b> 1'56.242	9	0.042
11	<b>47 A. TORRES</b>	ESP	Kawasaki Ninja 400	38.306 +0.059	34.115	22.905	20.892	<b>1'56.218</b> 1'56.277	10	0.059
12	<b>26 M. GENNAI</b>	ITA	Kawasaki Ninja 400	38.341 +0.292	34.129	23.097 +0.059	20.669	<b>1'56.236</b> 1'56.587	14	0.351
13	<b>79 T. ALONSO</b>	POR	Kawasaki Ninja 400	38.398	34.294 +0.176	22.982 +0.059	20.591	<b>1'56.265</b> 1'56.500	12	0.235
14	<b>43 M. GAGGI</b>	ITA	Yamaha YZF-R3	38.253 +0.051	34.378 +0.119	22.987 +0.055	20.890 +0.043	<b>1'56.508</b> 1'56.776	17	0.268
15	<b>91 M. VANNUCCI</b>	ITA	Yamaha YZF-R3	38.417	34.382	23.060 +0.096	20.651 +0.054	<b>1'56.510</b> 1'56.660	15	0.150
16	<b>23 E. BARTOLINI</b>	ITA	Yamaha YZF-R3	38.192 +0.024	34.273	23.168 +0.026	20.911 +0.072	<b>1'56.544</b> 1'56.666	16	0.122
17	<b>62 K. FONTAINHA</b>	BRA	Yamaha YZF-R3	38.233	34.358	23.195	20.766	<b>1'56.552</b> 1'56.552	13	
18	<b>27 F. MULYA</b>	INA	Yamaha YZF-R3	38.338 +0.257	34.401	23.095	20.745 +0.023	<b>1'56.579</b> 1'56.859	18	0.280
19	<b>9 E. ERCOLANI</b>	ITA	Kawasaki Ninja 400	38.547 +0.022	34.341 +0.165	23.016 +0.048	20.794 +0.343	<b>1'56.698</b> 1'57.276	20	0.578
20	<b>11 F. NOVOTNY</b>	CZE	Kawasaki Ninja 400	38.557	34.602 +0.072	23.158	20.650 +0.424	<b>1'56.967</b> 1'57.463	24	0.496
21	<b>39 J. RISUENO</b>	ESP	Yamaha YZF-R3	38.571 +0.255	34.424 +0.018	23.271 +0.140	20.716 +0.374	<b>1'56.982</b> 1'57.769	26	0.787
22	<b>13 R. FERNANDEZ</b>	ESP	Kawasaki Ninja 400	38.502	34.419	23.225	20.845 +0.044	<b>1'56.991</b> 1'57.035	19	0.044
23	<b>53 P. SVOBODA</b>	CZE	Kawasaki Ninja 400	38.495	34.437	23.273 +0.115	20.963	<b>1'57.168</b> 1'57.283	21	0.115
24	<b>29 G. ZANNINI</b>	ITA	Kawasaki Ninja 400	38.495 +0.175	34.752	23.247	20.689 +0.098	<b>1'57.183</b> 1'57.456	23	0.273
25	<b>87 C. SWAIN</b>	AUS	Yamaha YZF-R3	38.533	34.717 +0.106	23.240 +0.053	20.795	<b>1'57.285</b> 1'57.444	22	0.159
26	<b>36 F. TOREQOTTULLAH</b>	INA	Yamaha YZF-R3	38.866 +0.002	34.441	23.235 +0.103	20.938	<b>1'57.480</b> 1'57.585	25	0.105
27	<b>4 E. CAZZANIGA</b>	ITA	Yamaha YZF-R3	38.739	34.590 +0.086	23.376 +0.035	21.080 +0.098	<b>1'57.785</b> 1'58.004	27	0.219
28	<b>33 G. SANCHEZ</b>	ESP	Yamaha YZF-R3	38.689 +0.469	34.728	23.349	21.088	<b>1'57.854</b> 1'58.323	28	0.469
29	<b>96 M. VICH</b>	ESP	Yamaha YZF-R3	39.247	34.901 +0.178	23.284	21.056	<b>1'58.488</b> 1'58.666	29	0.178
30	<b>16 U. HIDALGO</b>	ESP	Kawasaki Ninja 400	39.161 +0.331	34.772 +0.203	23.481 +0.297	21.283 +0.035	<b>1'58.697</b> 1'59.563	30	0.866
<b>Overall Ideal Time</b>				<b>37.733</b>	<b>33.738</b>	<b>22.719</b>	<b>20.439</b>	<b>1'54.629</b>		

28/03/2025  
These data/results cannot be reproduced, stored and/or transmitted in whole or in part by any manner of electronic, mechanical, photocopying, recording, broadcasting or otherwise now known or herein after developed without the previous express consent by the copyright owner, except for reproduction in daily press and regular printed publications on sale to the public within 60 days of the event related to those data/results and always provided that copyright symbol appears together as follows below.  
© DORNA WSBK ORGANIZATION Srl 2025

FICR PERUGIA TIMING





Portimao 4.592 m

**Portuguese Round, 28-30 March 2025**  
**Chronological Analysis Free Practice**

1 / 4

1° <b>66 P. TONN [1'55.141]</b>							
Lap	Seg1	Seg2	Seg3	Seg4	Lap Time	km/h	Local Time
1	38.135	35.077	23.296	20.784	1'55.699	206,8	11:43'41.173
2	38.154	34.271	23.162	<b>20.666</b>	1'56.253	208,0	11:47'33.125
3	<b>37.733</b>	33.834	22.895	20.679	<b>1'55.141</b>	<b>210,0</b>	11:49'28.266
4	38.007	34.332	23.061	20.744	1'56.144	200,7	11:51'24.410
5	37.983	34.217	23.875	20.821	1'56.896C	205,2	11:53'21.306
6	38.295	34.552	23.715	20.703	1'57.265C	204,1	11:55'18.571
7	37.945	<b>33.738</b>	<b>22.719</b>	21.126	1'55.528	202,5	11:57'14.099
8	38.258	34.117	23.212	20.888	1'56.475	203,7	11:59'10.574
9	40.245	34.117	23.370	20.779	1'58.511	203,3	12:01'09.085
10	37.914	33.912	23.063	20.804	1'55.693	202,9	12:03'04.778
11	37.983	33.745	23.375	21.216	1'56.319	203,7	12:05'01.097

2° <b>6 J. BUIS [1'55.562]</b>							
Lap	Seg1	Seg2	Seg3	Seg4	Lap Time	km/h	Local Time
1	38.434	33.880	23.030	<b>20.446</b>	1'55.790	206,8	11:45'36.870
2	<b>37.918</b>	34.096	23.134	20.784	1'55.932	207,2	11:47'32.802
3	38.268	33.874	22.947	20.595	1'55.684	205,2	11:49'28.486
4	<b>38.032</b>	<b>33.779</b>	<b>22.899</b>	20.852	<b>1'55.562</b>	201,8	11:51'24.048
5	38.189	33.930	23.792	20.769	1'56.680C	200,7	11:53'20.728
6	38.407	34.627	23.335	20.708	1'57.077C	201,0	11:55'17.805
7	38.191	34.055	23.136	20.793	1'56.175	202,5	11:57'13.980
8	38.006	34.243	24.228	20.732	1'57.209	202,5	11:59'11.189
9	38.061	34.074	23.008	20.811	1'55.954	206,4	12:01'07.143
10	37.974	34.974	24.514	20.453	1'57.915	201,8	12:03'05.058
11	37.951	33.822	23.193	20.975	1'55.941	<b>207,6</b>	12:05'00.999

3° <b>55 U. CALATAYUD [1'55.613]</b>							
Lap	Seg1	Seg2	Seg3	Seg4	Lap Time	km/h	Local Time
1	38.999	36.399	23.564	21.556			11:43'31.225
2	38.999	35.019	23.106	20.913	1'58.037	205,2	11:45'29.262
3	38.306	35.383	22.999	21.611	1'58.299	<b>207,6</b>	11:47'27.561
4	38.635	34.578	22.811	20.962	1'56.986	199,9	11:49'24.547
5	38.278	34.130	22.847	20.806	1'56.061	198,1	11:51'20.608
6	38.332	34.073	23.439	20.990	1'56.834C	197,4	11:53'17.442
7	39.159	35.580	23.244	20.844	1'58.827C	198,1	11:55'16.269
8	38.387	34.607	24.134	20.809	1'57.937	197,7	11:57'14.206
9	<b>37.961</b>	34.075	22.897	20.680	<b>1'55.613</b>	205,2	11:59'09.819
10	40.418	34.008	<b>22.797</b>	<b>20.678</b>	1'57.901	201,8	12:01'07.720
11	38.250	34.791	23.457	20.767	1'57.265	205,6	12:03'04.985
12	38.143	<b>33.907</b>	23.163	20.766	1'55.979	206,0	12:05'00.964

4° <b>12 H. MAIER [1'55.639]</b>							
Lap	Seg1	Seg2	Seg3	Seg4	Lap Time	km/h	Local Time
1		37.271	26.672	21.321			11:42'32.891
2	38.734	34.712	23.387	20.618	1'57.451	202,2	11:44'30.342
3	38.429	34.558	23.225	20.737	1'56.949	206,8	11:46'27.291
4	38.272	36.384	23.534	21.004	1'59.194C	199,2	11:48'26.485
5	38.040	34.203	23.104	20.686	1'56.033	203,7	11:50'22.518
6	38.625	36.353	25.860	21.810	2'02.648	195,2	11:52'25.166
7	38.224	<b>34.150</b>	23.045	20.728	1'56.147	196,7	11:54'21.313
8	42.318	39.348	23.758	20.936	2'06.360	198,8	11:56'27.673
9	<b>38.016</b>	34.209	23.060	20.616	1'55.901	201,0	11:58'23.574
10	38.553	36.232	26.670	26.409	2'07.864	206,4	12:00'31.438
11	38.034	34.231	<b>22.935</b>	<b>20.439</b>	<b>1'55.639</b>	202,5	12:02'27.077
12	38.158	37.885	23.900	40.752	2'20.695P	<b>208,4</b>	12:04'47.772

5° <b>48 J. GARCIA [1'55.813]</b>							
Lap	Seg1	Seg2	Seg3	Seg4	Lap Time	km/h	Local Time
1		36.578	23.956	21.519			11:42'52.933

1	39.934	35.353	23.530	21.232	2'00.049	195,2	11:44'52.982
2	38.881	34.370	23.039	20.881	1'57.171	201,0	11:46'50.153
3	38.403	34.740	23.273	21.161	1'57.577C	204,8	11:48'47.730
4	38.540	34.162	22.950	20.956	1'56.608	197,7	11:50'44.338
5	38.312	34.133	<b>22.863</b>	<b>20.771</b>	1'56.079	197,4	11:52'40.417
6	<b>37.979</b>	<b>34.084</b>	22.871	20.879	<b>1'55.813</b>	<b>205,2</b>	11:54'36.230
7	38.706	34.644	24.269	42.748	2'20.367P	201,8	11:56'56.597
8	4'51.636	34.258	23.016	20.962	6'09.872P		12:03'06.469
9	38.278	<b>34.084</b>	23.045	20.811	1'56.218	202,2	12:05'02.687

6° <b>7 B. FERNANDEZ [1'55.836]</b>							
Lap	Seg1	Seg2	Seg3	Seg4	Lap Time	km/h	Local Time
1		36.532	24.673	21.325			11:42'53.640
2	38.953	34.957	23.393	21.104	1'58.407	199,9	11:44'52.047
3	38.950	34.719	23.264	20.961	1'57.894	198,8	11:46'49.941
4	38.793	34.789	23.913	21.650	1'59.145	197,4	11:48'49.086
5	38.354	34.081	23.137	20.888	1'56.460	199,2	11:50'45.546
6	38.042	34.109	<b>23.071</b>	20.812	1'56.034	200,3	11:52'41.580
7	38.094	34.604	23.214	42.131	2'18.043P	201,4	11:54'59.623
8	6'42.519	35.605	26.165	21.662	8'05.951P		12:03'05.574
9	<b>37.869</b>	<b>34.023</b>	23.171	<b>20.773</b>	<b>1'55.836</b>	<b>208,4</b>	12:05'01.410

7° <b>50 C. THOMPSON [1'55.858]</b>							
Lap	Seg1	Seg2	Seg3	Seg4	Lap Time	km/h	Local Time
1		36.214	23.808	21.172			11:43'09.338
2	39.493	34.679	23.161	20.837	1'58.170	195,2	11:45'07.508
3	38.468	34.502	22.888	20.755	1'56.613	197,0	11:47'04.121
4	38.319	34.092	<b>22.726</b>	20.721	<b>1'55.858</b>	195,9	11:48'59.979
5	<b>38.195</b>	34.128	22.826	20.959	1'56.108	195,6	11:50'56.087
6	38.197	<b>34.068</b>	48.941	42.756	2'43.962P	194,9	11:53'40.049
7	6'59.888	36.086	23.482	21.090	8'20.546P		12:02'00.595
8	38.949	34.454	23.089	<b>20.608</b>	1'57.100	190,8	12:03'57.695
9	38.334	34.273	22.832	20.807	1'56.246	<b>197,7</b>	12:05'53.941

8° <b>77 J. OSUNA [1'56.124]</b>							
Lap	Seg1	Seg2	Seg3	Seg4	Lap Time	km/h	Local Time
1		36.701	23.988	21.262			11:43'16.906
2	39.747	35.056	23.493	21.138	1'59.434	197,0	11:45'16.340
3	39.020	34.639	23.406	21.139	1'58.204	199,2	11:47'14.544
4	38.784	34.462	23.128	20.905	1'57.279	198,1	11:49'11.823
5	38.555	34.584	23.164	20.933	1'57.236	196,3	11:51'09.059
6	38.621	35.047	23.590	43.272	2'20.530CP	193,8	11:53'29.589
7	3'42.438	35.997	24.568	20.786	5'03.789P		11:58'33.378
8	<b>38.156</b>	34.280	<b>23.069</b>	20.619	<b>1'56.124</b>	207,2	12:00'29.502
9	38.296	<b>34.268</b>	23.169	20.942	1'56.675	203,3	12:02'26.177
10	38.496	35.124	23.982	<b>20.534</b>	1'58.136	198,1	12:04'24.313
11	38.195	34.476	23.306	20.621	1'56.598	<b>207,6</b>	12:06'20.911

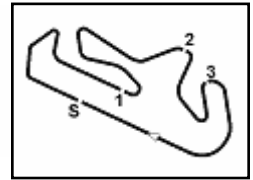
9° <b>85 K. SABATUCCI [1'56.242]</b>							
Lap	Seg1	Seg2	Seg3	Seg4	Lap Time	km/h	Local Time
1		36.272	25.386	21.653			11:42'33.915
2	39.768	35.334	23.524	21.145	1'59.771	199,6	11:44'33.686
3	39.265	35.175	23.627	21.447	1'59.514	201,0	11:46'33.200
4	39.943	35.801	23.668	21.445	2'00.857C	186,5	11:48'34.057
5	38.860	34.712	26.150	23.342	2'03.064	198,5	11:50'37.121
6	38.804	34.589	23.343	21.075	1'57.811	196,3	11:52'34.932
7	39.082	35.736	23.726	21.504	2'00.048C	201,8	11:54'34.980
8	38.656	34.778	25.058	23.439	2'01.931	198,5	11:56'36.911
9	38.583	<b>34.353</b>	23.356	20.799	1'57.091	199,9	11:58'34.002
10	<b>38.092</b>	34.395	<b>23.039</b>	<b>20.716</b>	<b>1'56.242</b>	203,3	12:00'30.244
11	38.205	34.480	23.211	21.946	1'57.842	<b>205,6</b>	12:02'28.086
12	38.366	34.801	24.457	20.905	1'58.529	202,2	12:04'26.615
13	38.557	34.455	23.168	20.990	1'57.170	200,3	12:06'23.785

28/03/2025

P = Pits In/Out - C = Lap Time Cancelled

These data/results cannot be reproduced, stored and/or transmitted in whole or in part by any manner of electronic, mechanical, photocopying, recording, broadcasting or otherwise now known or herein after developed without the previous express consent by the copyright owner, except for reproduction in daily press and regular printed publications on sale to the public within 60 days of the event related to those data/results and always provided that copyright symbol appears together as follows below.

© DORNA WSBK ORGANIZATION Srl 2025



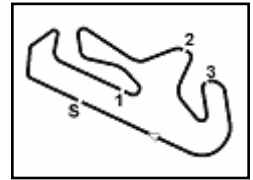
**Portuguese Round, 28-30 March 2025**  
**Chronological Analysis Free Practice**

10° 38 D. SALVADOR [1'56.277]								14° 26 M. GENNAI [1'56.587]							
Lap	Seg.1	Seg.2	Seg.3	Seg.4	Lap Time	km/h	Local Time	Lap	Seg.1	Seg.2	Seg.3	Seg.4	Lap Time	km/h	Local Time
1	39.179	34.935	23.266	20.999	1'58.379	194,2	11:44'19.031	1	39.782	34.903	23.321	21.227	1'59.081	197,7	11:45'19.433
2	38.733	34.471	23.123	20.929	1'57.256	197,0	11:46'16.287	2	38.984	34.412	<b>23.097</b>	20.738	1'57.231	<b>204,8</b>	11:47'16.664
3	38.379	35.079	23.165	21.016	1'57.639C	197,7	11:48'13.926	3	38.557	34.464	23.638	20.957	1'57.616	203,3	11:49'14.280
4	38.354	34.256	22.946	20.900	1'56.456	197,0	11:50'10.382	4	<b>38.633</b>	<b>34.129</b>	23.156	<b>20.669</b>	<b>1'56.587</b>	197,4	11:51'10.867
5	38.427	34.240	<b>22.844</b>	21.004	1'56.515	195,2	11:52'06.897	5	<b>38.341</b>	34.317	23.166	20.978	1'56.802C	197,0	11:53'07.669
6	41.615	34.988	23.355	21.088	2'01.046	193,8	11:54'07.943	6	39.344	35.351	23.953	42.288	2'20.936CP	192,8	11:55'28.605
7	38.479	34.148	23.204	20.834	1'56.665	195,6	11:56'04.608	7	5'21.376	34.906	23.382	21.057	6'40.721P		12:02'09.326
8	38.328	34.266	22.962	20.855	1'56.411	196,7	11:58'01.019	8	38.830	34.532	23.334	21.039	1'57.735	194,5	12:04'07.061
9	38.307	<b>34.015</b>	23.172	20.896	1'56.390	197,4	11:59'57.409	9	38.771	34.464	23.204	20.923	1'57.362	193,5	12:06'04.423
10	42.657	36.605	23.501	20.784	2'03.547	197,4	12:02'00.956								
11	<b>38.129</b>	34.190	23.082	20.876	<b>1'56.277</b>	<b>201,8</b>	12:03'57.233								
12	40.176	34.023	23.106	<b>20.763</b>	1'58.068	196,7	12:05'55.301								
11° 47 A. TORRES [1'56.277]								15° 91 M. VANNUCCI [1'56.660]							
Lap	Seg.1	Seg.2	Seg.3	Seg.4	Lap Time	km/h	Local Time	Lap	Seg.1	Seg.2	Seg.3	Seg.4	Lap Time	km/h	Local Time
1	40.298	36.187	24.068	21.204	2'01.757	202,5	11:44'34.581	1	39.203	35.970	24.314	21.128	1'58.152	193,5	11:44'29.894
2	39.398	34.895	23.685	21.174	1'59.152	203,7	11:46'33.733	2	38.645	34.860	23.299	<b>20.651</b>	1'57.455	199,6	11:46'27.349
3	38.870	35.332	23.536	21.485	1'59.223C	<b>205,2</b>	11:48'32.956	3	38.687	34.490	<b>23.060</b>	20.919	1'57.156C	195,2	11:48'24.505
4	39.451	35.006	23.680	21.282	1'59.419	198,1	11:50'32.375	4	39.038	35.187	23.260	43.938	2'21.423P	194,9	11:50'45.928
5	38.893	34.826	23.369	21.201	1'58.289	195,6	11:52'30.664	5	6'22.980	36.160	23.810	20.973	7'43.923P		11:58'29.851
6	38.882	34.462	23.354	21.189	1'57.887	196,7	11:54'28.551	6	38.725	34.582	23.198	20.797	1'57.302	196,3	12:00'27.153
7	38.769	34.710	23.428	20.989	1'57.896	197,7	11:56'26.447	7	39.088	35.870	24.284	20.743	1'59.985	196,3	12:02'27.138
8	38.455	34.178	23.137	20.952	1'56.722	198,5	11:58'23.169	8	<b>38.417</b>	<b>34.382</b>	23.156	20.705	<b>1'56.660</b>	<b>208,0</b>	12:04'23.798
9	38.442	35.446	23.517	21.254	1'58.659	198,5	12:00'21.828	9	38.613	34.455	23.122	20.907	1'57.097	195,2	12:06'20.895
10	38.359	34.239	23.328	20.898	1'56.824	197,7	12:02'18.652								
11	<b>38.306</b>	34.168	23.056	20.899	1'56.429	198,8	12:04'15.081								
12	38.365	<b>34.115</b>	<b>22.905</b>	<b>20.892</b>	<b>1'56.277</b>	198,1	12:06'11.358								
12° 79 T. ALONSO [1'56.500]								16° 23 E. BARTOLINI [1'56.666]							
Lap	Seg.1	Seg.2	Seg.3	Seg.4	Lap Time	km/h	Local Time	Lap	Seg.1	Seg.2	Seg.3	Seg.4	Lap Time	km/h	Local Time
1	39.539	35.307	23.604	21.257	1'59.707	194,2	11:45'10.577	1	38.216	<b>34.273</b>	23.194	20.983	<b>1'56.666</b>	<b>203,7</b>	11:45'38.375
2	39.646	40.551	23.230	21.119	2'04.546	193,8	11:47'15.123	2	<b>38.192</b>	34.649	23.499	21.202	1'57.542	202,2	11:47'35.917
3	38.704	35.260	24.593	41.102	2'19.659P	197,0	11:49'34.782	3	38.400	34.639	23.416	41.788	2'18.243P	199,6	11:49'54.160
4	3'43.423	35.621	23.034	21.117	5'03.195P		11:54'37.977	4	4'14.470	35.544	23.498	21.256	5'34.768CP		11:55'28.928
5	38.674	35.098	23.254	20.701	1'57.727	195,9	11:56'35.704	5	38.647	34.437	23.273	21.293	1'57.650	195,2	11:57'26.578
6	38.883	<b>34.294</b>	<b>22.982</b>	20.907	1'57.066	194,5	11:58'32.770	6	38.440	34.723	23.409	40.856	2'17.428P	197,4	11:59'44.006
7	38.591	34.621	23.147	20.720	1'57.079	198,8	12:00'29.849	7	1'59.707	35.163	24.323	21.324	3'20.517P		12:03'04.523
8	<b>38.398</b>	34.470	23.041	<b>20.591</b>	<b>1'56.500</b>	<b>200,3</b>	12:02'26.349	8	38.667	34.428	<b>23.168</b>	<b>20.911</b>	1'57.174	194,9	12:05'01.697
9	38.537	34.708	23.296	21.008	1'57.549	199,2	12:04'23.898								
10	38.903	34.369	23.249	20.691	1'57.212	195,6	12:06'21.110								
13° 62 K. FONTAINHA [1'56.552]								17° 43 M. GAGGI [1'56.776]							
Lap	Seg.1	Seg.2	Seg.3	Seg.4	Lap Time	km/h	Local Time	Lap	Seg.1	Seg.2	Seg.3	Seg.4	Lap Time	km/h	Local Time
1	39.787	35.437	23.497	21.145	1'59.866	202,5	11:44'33.128	1	39.307	36.267	23.760	21.378	1'58.688	200,7	11:45'22.950
2	40.088	37.444	30.581	21.067	2'09.180	196,3	11:46'42.308	2	38.699	34.673	23.113	21.280	1'57.765	201,0	11:47'20.715
3	38.625	34.897	23.310	20.898	1'57.730C	202,9	11:48'40.038	3	38.513	34.502	23.172	21.253	1'57.440	199,6	11:49'18.155
4	38.809	34.716	23.233	20.882	1'57.640	204,1	11:50'37.678	4	38.353	34.422	23.164	21.102	1'57.041	199,6	11:51'15.196
5	41.070	37.908	24.411	21.014	2'04.403	198,8	11:52'42.081	5	38.382	<b>34.378</b>	23.204	21.165	1'57.129C	198,5	11:53'12.325
6	<b>38.233</b>	<b>34.358</b>	<b>23.195</b>	<b>20.766</b>	<b>1'56.552</b>	202,5	11:54'38.633	6	38.642	34.504	<b>22.987</b>	21.186	1'57.319C	197,0	11:55'09.644
7	38.296	34.611	23.229	20.870	1'57.006	202,2	11:56'35.639	7	38.671	34.642	23.314	38.901	2'15.528P	197,4	11:57'25.172
8	41.935	34.720	23.356	20.917	2'00.928	198,1	11:58'36.567	8	3'06.229	44.917	24.431	<b>20.890</b>	4'36.467P		12:02'01.639
9	38.821	34.455	24.395	21.348	1'59.019	<b>205,6</b>	12:00'35.586	9	38.304	34.497	23.042	20.933	<b>1'56.776</b>	<b>204,8</b>	12:03'58.415
10	38.469	34.752	23.439	21.082	1'57.742	200,3	12:02'33.328	10	<b>38.253</b>	34.412	23.145	21.061	1'56.871	202,5	12:05'55.286
11	38.689	34.604	23.357	21.062	1'57.712	196,7	12:04'31.040								
12	38.781	34.640	23.371	21.133	1'57.925	195,6	12:06'28.965								
18° 27 F. MULYA [1'56.859]															
Lap	Seg.1	Seg.2	Seg.3	Seg.4	Lap Time	km/h	Local Time	Lap	Seg.1	Seg.2	Seg.3	Seg.4	Lap Time	km/h	Local Time
1	39.485	34.821	23.367	<b>20.745</b>	1'58.418	202,9	11:45'19.372	1	39.485	34.821	23.367	<b>20.745</b>	1'58.418	202,9	11:45'19.372
2	38.595	<b>34.401</b>	<b>23.095</b>	20.768	<b>1'56.859</b>	203,3	11:47'16.231	2	38.595	<b>34.401</b>	<b>23.095</b>	20.768	<b>1'56.859</b>	203,3	11:47'16.231
3	<b>38.338</b>	34.435	23.229	21.048	1'57.050	<b>207,2</b>	11:49'13.281	3	<b>38.338</b>	34.435	23.229	21.048	1'57.050	<b>207,2</b>	11:49'13.281
4	38.910	34.517	23.146	20.941	1'57.514	198,5	11:51'10.795	4	38.910	34.517	23.146	20.941	1'57.514	198,5	11:51'10.795
5	39.471	35.067	23.723	50.317	2'28.578CP	196,7	11:53'39.373	5	39.471	35.067	23.723	50.317	2'28.578CP	196,7	11:53'39.373
6	5'51.388	35.140	23.746	21.231	7'11.505P		12:00'50.878	6	5'51.388	35.140	23.746	21.231	7'11.505P		12:00'50.878
7	38.873	34.685	23.703	21.108	1'58.369	197,0	12:02'49.247	7	38.873	34.685	23.703	21.108	1'58.369	197,0	12:02'49.247
8	38.905	34.564	23.360	21.207	1'58.036	194,9	12:04'47.283	8	38.905	34.564	23.360	21.207	1'58.036	194,9	12:04'47.283

28/03/2025 P = Pits In/Out - C = Lap Time Cancelled

These data/results cannot be reproduced, stored and/or transmitted in whole or in part by any manner of electronic, mechanical, photocopying, recording, broadcasting or otherwise now known or herein after developed without the previous express consent by the copyright owner, except for reproduction in daily press and regular printed publications on sale to the public within 60 days of the event related to those data/results and always provided that copyright symbol appears together as follows below.

© DORNA WSBK ORGANIZATION Srl 2025



Portimao 4.592 m

**Portuguese Round, 28-30 March 2025**  
**Chronological Analysis Free Practice**

**3 / 4**

19° 13 R. FERNANDEZ [1'57.035]							
Lap	Seg.1	Seg.2	Seg.3	Seg.4	Lap Time	km/h	Local Time
							11:43'09.579
1					1'58.246		11:45'07.825
2					1'57.050		11:47'04.875
3					1'57.158		11:49'02.033
4					1'58.113		11:51'00.146
5					1'57.520C		11:52'57.666
6					2'20.757CP		11:55'18.423
7	5'58.314	34.814	23.344	21.046	7'17.518P		12:02'35.941
8	<b>38.502</b>	<b>34.419</b>	<b>23.225</b>	20.889	<b>1'57.035</b>	202,5	12:04'32.976
9	38.738	34.614	23.399	<b>20.845</b>	1'57.596	<b>204,1</b>	12:06'30.572

20° 9 E. ERCOLANI [1'57.276]							
Lap	Seg.1	Seg.2	Seg.3	Seg.4	Lap Time	km/h	Local Time
							11:42'42.219
1	39.167	35.307	24.343	20.983	1'59.127	194,9	11:44'41.346
2	38.719	34.983	23.351	21.167	1'58.220	<b>203,3</b>	11:46'39.566
3	39.136	34.865	23.421	21.080	1'58.502C	181,2	11:48'38.068
4	38.967	34.873	<b>23.016</b>	20.906	1'57.762	186,2	11:50'35.830
5	38.788	34.970	23.533	21.242	1'58.533	198,5	11:52'34.363
6	38.853	34.702	23.370	21.096	1'58.021	198,5	11:54'32.384
7	41.675	34.608	23.936	20.906	2'01.125	189,1	11:56'33.509
8	38.872	34.960	23.370	20.938	1'58.140	191,8	11:58'31.649
9	38.569	34.506	23.064	21.137	<b>1'57.276</b>	193,8	12:00'28.925
10	39.157	<b>34.341</b>	23.130	<b>20.794</b>	1'57.422	185,9	12:02'26.347
11	38.672	36.330	23.172	20.925	1'59.099	198,1	12:04'25.446
12	<b>38.547</b>	34.642	23.021	21.077	1'57.287	195,2	12:06'22.733

21° 53 P. SVOBODA [1'57.283]							
Lap	Seg.1	Seg.2	Seg.3	Seg.4	Lap Time	km/h	Local Time
							11:43'18.904
1					1'59.466		11:45'18.370
2					1'57.630		11:47'16.000
3					1'58.207		11:49'14.207
4					2'16.629P		11:51'30.836
5				21.020	7'42.843P		11:59'13.679
6	38.853	34.522	<b>23.273</b>	21.160	1'57.808	196,7	12:01'11.487
7	38.581	34.512	23.353	21.018	1'57.464	196,3	12:03'08.951
8	<b>38.495</b>	<b>34.437</b>	23.388	<b>20.963</b>	<b>1'57.283</b>	<b>197,4</b>	12:05'06.234

22° 87 C. SWAIN [1'57.444]							
Lap	Seg.1	Seg.2	Seg.3	Seg.4	Lap Time	km/h	Local Time
							11:42'40.872
1	39.675	35.836	23.738	21.118	2'00.367	202,2	11:44'41.239
2	39.608	34.989	23.721	20.964	1'59.282	203,7	11:46'40.521
3	38.727	35.251	23.697	21.290	1'58.965C	<b>206,0</b>	11:48'39.486
4	39.154	37.513	23.588	21.270	2'01.525	198,8	11:50'41.011
5	38.993	35.144	23.547	21.375	1'59.059	202,2	11:52'40.070
6	40.201	35.688	23.299	41.291	2'20.479CP	195,6	11:55'00.549
7	2'53.107	35.830	23.637	21.014	4'13.588P		11:59'14.137
8	38.712	<b>34.717</b>	23.337	21.053	1'57.819	203,7	12:01'11.956
9	38.654	34.721	<b>23.240</b>	20.927	1'57.542	203,3	12:03'09.498
10	<b>38.533</b>	34.823	23.293	<b>20.795</b>	<b>1'57.444</b>	203,7	12:05'06.942

23° 29 G. ZANNINI [1'57.456]							
Lap	Seg.1	Seg.2	Seg.3	Seg.4	Lap Time	km/h	Local Time
							11:42'39.277
1	39.983	35.587	23.893	21.872	2'01.310	202,2	11:44'40.587
2	39.865	35.149	23.719	21.060	1'59.793	196,7	11:46'40.380
3	39.416	35.028	23.635	21.087	1'59.166C	201,8	11:48'39.546

4	38.913	35.332	23.460	<b>20.689</b>	1'58.394	201,0	11:50'37.940
5	<b>38.495</b>	34.945	23.274	20.929	1'57.643	<b>207,6</b>	11:52'35.583
6	38.670	<b>34.752</b>	<b>23.247</b>	20.787	<b>1'57.456</b>	200,7	11:54'33.039
7	42.460	39.260	24.039	42.001	2'27.760P	206,0	11:57'00.799
8	2'57.206	44.572	24.818	21.716	4'28.312P		12:01'29.111
9	39.833	35.391	23.700	21.651	2'00.575	192,5	12:03'29.686
10	39.411	35.782	23.406	21.203	1'59.802	194,5	12:05'29.488

24° 11 F. NOVOTNY [1'57.463]							
Lap	Seg.1	Seg.2	Seg.3	Seg.4	Lap Time	km/h	Local Time
							11:42'33.889
1	40.106	35.231	23.697	21.092	2'00.126	196,3	11:44'34.015
2	39.435	35.239	23.496	21.390	1'59.560	<b>203,7</b>	11:46'33.575
3	39.346	35.391	23.476	21.220	1'59.433C	200,3	11:48'33.008
4	39.282	34.946	26.723	21.461	2'02.412	195,6	11:50'35.420
5	39.113	34.916	23.496	21.347	1'58.872	194,9	11:52'34.292
6	39.112	34.651	23.744	20.973	1'58.480	197,4	11:54'32.772
7	42.379	<b>34.602</b>	23.806	21.032	2'01.819	198,8	11:56'34.591
8	39.000	34.876	23.685	<b>20.650</b>	1'58.211	200,3	11:58'32.802
9	40.172	34.886	27.591	21.112	2'03.761	199,9	12:00'36.563
10	39.134	34.816	23.432	21.046	1'58.428	202,2	12:02'34.991
11	38.623	34.626	23.419	20.953	1'57.621	201,0	12:04'32.612
12	<b>38.557</b>	34.674	<b>23.158</b>	21.074	<b>1'57.463</b>	200,7	12:06'30.075

25° 36 F. TOREQOTTULLAH [1'57.585]							
Lap	Seg.1	Seg.2	Seg.3	Seg.4	Lap Time	km/h	Local Time
							11:43'26.038
1	40.925	35.923	24.143	21.609	2'02.600	197,7	11:45'28.638
2	40.019	36.604	23.533	21.524	2'01.680	198,5	11:47'30.318
3	39.526	35.188	23.409	21.044	1'59.167	198,1	11:49'29.485
4	<b>38.866</b>	35.046	<b>23.235</b>	21.207	1'58.354	197,7	11:51'27.839
5	39.607	35.493	24.218	53.803	2'33.121P	195,2	11:54'00.960
6	5'21.573	42.289	25.049	21.785	6'50.696P		12:00'51.656
7	39.028	34.663	23.600	21.002	1'58.293	199,2	12:02'49.949
8	38.962	34.743	23.259	20.979	1'57.943	<b>199,9</b>	12:04'47.892
9	38.868	<b>34.441</b>	23.338	<b>20.938</b>	<b>1'57.585</b>	199,6	12:06'45.477

26° 39 J. RISUENO [1'57.769]							
Lap	Seg.1	Seg.2	Seg.3	Seg.4	Lap Time	km/h	Local Time
							11:42'28.974
1	39.998	35.464	23.642	21.204	2'00.308	193,2	11:44'29.282
2	39.679	34.774	23.433	20.784	1'58.670	197,0	11:46'27.952
3	<b>38.571</b>	34.958	<b>23.271</b>	21.074	1'57.874C	<b>203,7</b>	11:48'25.826
4	38.701	34.576	23.798	<b>20.716</b>	1'57.791	197,7	11:50'23.617
5	38.681	34.994	25.245	21.027	1'59.947	197,7	11:52'23.564
6	38.826	34.442	23.411	21.090	<b>1'57.769</b>	194,2	11:54'21.333
7	38.730	<b>34.424</b>	23.691	20.989	1'57.834	<b>203,7</b>	11:56'19.167
8	43.989	38.674	24.549	43.801	2'31.013P	196,3	11:58'50.180
9	3'20.904	35.044	23.443	20.874	4'40.265P		12:03'30.445
10	38.851	34.706	23.571	21.128	1'58.256	200,7	12:05'28.701

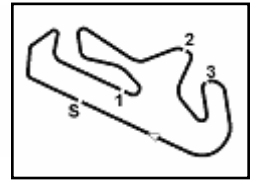
27° 4 E. CAZZANIGA [1'58.004]							
Lap	Seg.1	Seg.2	Seg.3	Seg.4	Lap Time	km/h	Local Time
							11:42'38.890
1	40.852	35.860	24.058	21.577	2'02.347	192,1	11:44'41.237
2	39.762	35.086	23.883	21.262	1'59.993	<b>204,5</b>	11:46'41.230
3	39.552	35.334	23.765	21.214	1'59.865C	203,3	11:48'41.095
4	39.165	35.135	23.692	21.334	1'59.326	200,7	11:50'40.421
5	39.860	35.218	23.628	21.212	1'59.918	195,6	11:52'40.339
6	39.064	34.878	23.856	<b>21.080</b>	1'58.878	202,5	11:54'39.217
7	38.980	34.926	<b>23.376</b>	21.207	1'58.489	203,3	11:56'37.706
8	39.024	<b>34.590</b>	23.408	21.374	1'58.396	201,8	11:58'36.102
9	39.541	34.770	23.570	21.505	1'59.386	199,6	12:00'35.488

28/03/2025 P = Pits In/Out - C = Lap Time Cancelled

These data/results cannot be reproduced, stored and/or transmitted in whole or in part by any manner of electronic, mechanical, photocopying, recording, broadcasting or otherwise now known or herein after developed without the previous express consent by the copyright owner, except for reproduction in daily press and regular printed publications on sale to the public within 60 days of the event related to those data/results and always provided that copyright symbol appears together as follows below.

© DORNA WSBK ORGANIZATION Srl 2025





Portimao 4.592 m

4 / 4

**Portuguese Round, 28–30 March 2025**  
**Chronological Analysis Free Practice**

10	39.157	34.773	23.424	21.219	1'58.573	198,8	12:02'34.061
11	39.013	34.642	23.565	21.334	1'58.554	199,2	12:04'32.615
12	<b>38.739</b>	34.676	23.411	21.178	<b>1'58.004</b>	203,7	12:06'30.619

<b>28° 33 G. SANCHEZ (1'58.323)</b>							
Lap	Seg.1	Seg.2	Seg.3	Seg.4	Lap Time	km/h	Local Time
		36.061	23.820	21.578			11:43'30.935
1	39.158	<b>34.728</b>	<b>23.349</b>	<b>21.088</b>	<b>1'58.323</b>	199,9	11:45'29.258

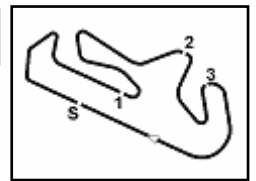
<b>29° 96 M. VICH (1'58.666)</b>							
Lap	Seg.1	Seg.2	Seg.3	Seg.4	Lap Time	km/h	Local Time
		37.440	23.987	22.076			11:42'39.209
1	40.055	36.129	23.809	21.528	2'01.521	<b>200,7</b>	11:44'40.730
2	39.378	35.221	23.636	21.361	1'59.596	200,3	11:46'40.326
3	39.803	35.205	23.448	21.260	1'59.716C	197,0	11:48'40.042
4	<b>39.247</b>	35.079	<b>23.284</b>	<b>21.056</b>	<b>1'58.666</b>	<b>200,7</b>	11:50'38.708
5	39.326	<b>34.901</b>	23.368	21.346	1'58.941	197,7	11:52'37.649

<b>30° 16 U. HIDALGO (1'59.563)</b>							
Lap	Seg.1	Seg.2	Seg.3	Seg.4	Lap Time	km/h	Local Time
		37.287	24.363	21.775			11:42'54.011
1	39.942	35.402	23.608	21.432	2'00.384	<b>196,7</b>	11:44'54.395
2	40.130	35.425	23.734	21.656	2'00.945	195,6	11:46'55.340
3	39.967	35.556	23.838	21.654	2'01.015	192,1	11:48'56.355
4	39.566	35.351	23.584	<b>21.283</b>	1'59.784	190,4	11:50'56.139
5	<b>39.161</b>	<b>34.772</b>	23.567	43.134	2'20.634P	193,5	11:53'16.773
6	4'03.441	35.362	23.772	21.463	5'24.038P		11:58'40.811
7	39.492	34.975	23.778	21.318	<b>1'59.563</b>	194,5	12:00'40.374
8	39.221	35.122	24.057	21.376	1'59.776	192,8	12:02'40.150
9	39.300	35.186	<b>23.481</b>	39.501	2'17.468P	193,5	12:04'57.618

28/03/2025 P = Pits In/Out - C = Lap Time Cancelled

These data/results cannot be reproduced, stored and/or transmitted in whole or in part by any manner of electronic, mechanical, photocopying, recording, broadcasting or otherwise now known or herein after developed without the previous express consent by the copyright owner, except for reproduction in daily press and regular printed publications on sale to the public within 60 days of the event related to those data/results and always provided that copyright symbol appears together as follows below.

© DORNA WSBK ORGANIZATION Srl 2025




Portimao 4.592 m

**Portuguese Round, 28-30 March 2025**


**Weather Report Free Practice**

Session started 11:40 - Session ended 12:09


**Air Temperature**




**Track Temperature**



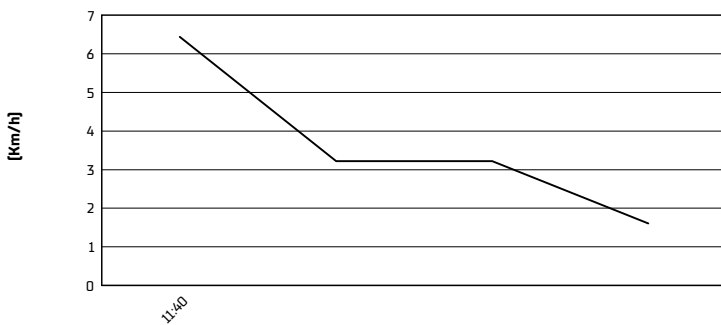
**Air Pressure**



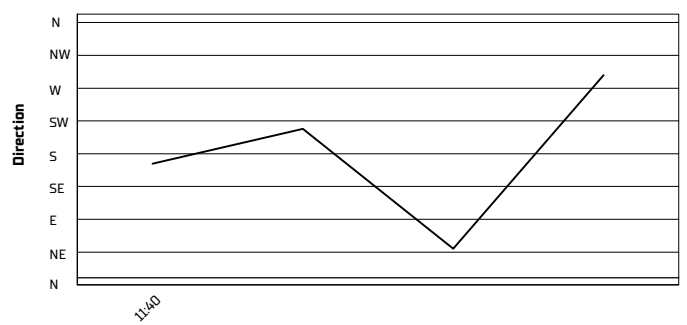
**Humidity**



**Wind Speed**



**Wind Direction**



28/03/2025

These data/results cannot be reproduced, stored and/or transmitted in whole or in part by any manner of electronic, mechanical, photocopying, recording, broadcasting or otherwise now known or herein after developed without the previous express consent by the copyright owner, except for reproduction in daily press and regular printed publications on sale to the public within 60 days of the event related to those data/results and always provided that copyright symbol appears together as follows below.

© DORNA WSBK ORGANIZATION Srl 2025