

Portimao 4.592 m

Portuguese Round, 28-30 March 2025
Chronological Analysis Free Practice

1 / 4

1° 66 P. TONN [1'55.141]							
Lap	Seg1	Seg2	Seg3	Seg4	Lap Time	km/h	Local Time
1	38.135	35.077	23.296	20.784	1'55.699	206,8	11:43'41.173
2	38.154	34.271	23.162	20.666	1'56.253	208,0	11:47'33.125
3	37.733	33.834	22.895	20.679	1'55.141	210,0	11:49'28.266
4	38.007	34.332	23.061	20.744	1'56.144	200,7	11:51'24.410
5	37.983	34.217	23.875	20.821	1'56.896C	205,2	11:53'21.306
6	38.295	34.552	23.715	20.703	1'57.265C	204,1	11:55'18.571
7	37.945	33.738	22.719	21.126	1'55.528	202,5	11:57'14.099
8	38.258	34.117	23.212	20.888	1'56.475	203,7	11:59'10.574
9	40.245	34.117	23.370	20.779	1'58.511	203,3	12:01'09.085
10	37.914	33.912	23.063	20.804	1'55.693	202,9	12:03'04.778
11	37.983	33.745	23.375	21.216	1'56.319	203,7	12:05'01.097

2° 6 J. BUIS [1'55.562]							
Lap	Seg1	Seg2	Seg3	Seg4	Lap Time	km/h	Local Time
1	38.434	33.880	23.030	20.446	1'55.790	206,8	11:45'36.870
2	37.918	34.096	23.134	20.784	1'55.932	207,2	11:47'32.802
3	38.268	33.874	22.947	20.595	1'55.684	205,2	11:49'28.486
4	38.032	33.779	22.899	20.852	1'55.562	201,8	11:51'24.048
5	38.189	33.930	23.792	20.769	1'56.680C	200,7	11:53'20.728
6	38.407	34.627	23.335	20.708	1'57.077C	201,0	11:55'17.805
7	38.191	34.055	23.136	20.793	1'56.175	202,5	11:57'13.980
8	38.006	34.243	24.228	20.732	1'57.209	202,5	11:59'11.189
9	38.061	34.074	23.008	20.811	1'55.954	206,4	12:01'07.143
10	37.974	34.974	24.514	20.453	1'57.915	201,8	12:03'05.058
11	37.951	33.822	23.193	20.975	1'55.941	207,6	12:05'00.999

3° 55 U. CALATAYUD [1'55.613]							
Lap	Seg1	Seg2	Seg3	Seg4	Lap Time	km/h	Local Time
1	38.999	36.399	23.564	21.556			11:43'31.225
2	38.999	35.019	23.106	20.913	1'58.037	205,2	11:45'29.262
3	38.306	35.383	22.999	21.611	1'58.299	207,6	11:47'27.561
4	38.635	34.578	22.811	20.962	1'56.986	199,9	11:49'24.547
5	38.278	34.130	22.847	20.806	1'56.061	198,1	11:51'20.608
6	38.332	34.073	23.439	20.990	1'56.834C	197,4	11:53'17.442
7	39.159	35.580	23.244	20.844	1'58.827C	198,1	11:55'16.269
8	38.387	34.607	24.134	20.809	1'57.937	197,7	11:57'14.206
9	37.961	34.075	22.897	20.680	1'55.613	205,2	11:59'09.819
10	40.418	34.008	22.797	20.678	1'57.901	201,8	12:01'07.720
11	38.250	34.791	23.457	20.767	1'57.265	205,6	12:03'04.985
12	38.143	33.907	23.163	20.766	1'55.979	206,0	12:05'00.964

4° 12 H. MAIER [1'55.639]							
Lap	Seg1	Seg2	Seg3	Seg4	Lap Time	km/h	Local Time
1		37.271	26.672	21.321			11:42'32.891
2	38.734	34.712	23.387	20.618	1'57.451	202,2	11:44'30.342
3	38.429	34.558	23.225	20.737	1'56.949	206,8	11:46'27.291
4	38.272	36.384	23.534	21.004	1'59.194C	199,2	11:48'26.485
5	38.040	34.203	23.104	20.686	1'56.033	203,7	11:50'22.518
6	38.625	36.353	25.860	21.810	2'02.648	195,2	11:52'25.166
7	38.224	34.150	23.045	20.728	1'56.147	196,7	11:54'21.313
8	42.318	39.348	23.758	20.936	2'06.360	198,8	11:56'27.673
9	38.016	34.209	23.060	20.616	1'55.901	201,0	11:58'23.574
10	38.553	36.232	26.670	26.409	2'07.864	206,4	12:00'31.438
11	38.034	34.231	22.935	20.439	1'55.639	202,5	12:02'27.077
12	38.158	37.885	23.900	40.752	2'20.695P	208,4	12:04'47.772

5° 48 J. GARCIA [1'55.813]							
Lap	Seg1	Seg2	Seg3	Seg4	Lap Time	km/h	Local Time
1		36.578	23.956	21.519			11:42'52.933

1	39.934	35.353	23.530	21.232	2'00.049	195,2	11:44'52.982
2	38.881	34.370	23.039	20.881	1'57.171	201,0	11:46'50.153
3	38.403	34.740	23.273	21.161	1'57.577C	204,8	11:48'47.730
4	38.540	34.162	22.950	20.956	1'56.608	197,7	11:50'44.338
5	38.312	34.133	22.863	20.771	1'56.079	197,4	11:52'40.417
6	37.979	34.084	22.871	20.879	1'55.813	205,2	11:54'36.230
7	38.706	34.644	24.269	42.748	2'20.367P	201,8	11:56'56.597
8	4'51.636	34.258	23.016	20.962	6'09.872P		12:03'06.469
9	38.278	34.084	23.045	20.811	1'56.218	202,2	12:05'02.687

6° 7 B. FERNANDEZ [1'55.836]							
Lap	Seg1	Seg2	Seg3	Seg4	Lap Time	km/h	Local Time
1		36.532	24.673	21.325			11:42'53.640
2	38.953	34.957	23.393	21.104	1'58.407	199,9	11:44'52.047
3	38.950	34.719	23.264	20.961	1'57.894	198,8	11:46'49.941
4	38.793	34.789	23.913	21.650	1'59.145	197,4	11:48'49.086
5	38.354	34.081	23.137	20.888	1'56.460	199,2	11:50'45.546
6	38.042	34.109	23.071	20.812	1'56.034	200,3	11:52'41.580
7	38.094	34.604	23.214	42.131	2'18.043P	201,4	11:54'59.623
8	6'42.519	35.605	26.165	21.662	8'05.951P		12:03'05.574
9	37.869	34.023	23.171	20.773	1'55.836	208,4	12:05'01.410

7° 50 C. THOMPSON [1'55.858]							
Lap	Seg1	Seg2	Seg3	Seg4	Lap Time	km/h	Local Time
1		36.214	23.808	21.172			11:43'09.338
2	39.493	34.679	23.161	20.837	1'58.170	195,2	11:45'07.508
3	38.468	34.502	22.888	20.755	1'56.613	197,0	11:47'04.121
4	38.319	34.092	22.726	20.721	1'55.858	195,9	11:48'59.979
5	38.195	34.128	22.826	20.959	1'56.108	195,6	11:50'56.087
6	38.197	34.068	48.941	42.756	2'43.962P	194,9	11:53'40.049
7	6'59.888	36.086	23.482	21.090	8'20.546P		12:02'00.595
8	38.949	34.454	23.089	20.608	1'57.100	190,8	12:03'57.695
9	38.334	34.273	22.832	20.807	1'56.246	197,7	12:05'53.941

8° 77 J. OSUNA [1'56.124]							
Lap	Seg1	Seg2	Seg3	Seg4	Lap Time	km/h	Local Time
1		36.701	23.988	21.262			11:43'16.906
2	39.747	35.056	23.493	21.138	1'59.434	197,0	11:45'16.340
3	39.020	34.639	23.406	21.139	1'58.204	199,2	11:47'14.544
4	38.784	34.462	23.128	20.905	1'57.279	198,1	11:49'11.823
5	38.555	34.584	23.164	20.933	1'57.236	196,3	11:51'09.059
6	38.621	35.047	23.590	43.272	2'20.530CP	193,8	11:53'29.589
7	3'42.438	35.997	24.568	20.786	5'03.789P		11:58'33.378
8	38.156	34.280	23.069	20.619	1'56.124	207,2	12:00'29.502
9	38.296	34.268	23.169	20.942	1'56.675	203,3	12:02'26.177
10	38.496	35.124	23.982	20.534	1'58.136	198,1	12:04'24.313
11	38.195	34.476	23.306	20.621	1'56.598	207,6	12:06'20.911

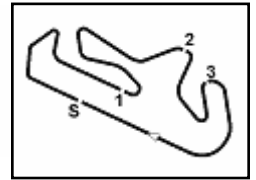
9° 85 K. SABATUCCI [1'56.242]							
Lap	Seg1	Seg2	Seg3	Seg4	Lap Time	km/h	Local Time
1		36.272	25.386	21.653			11:42'33.915
2	39.768	35.334	23.524	21.145	1'59.771	199,6	11:44'33.686
3	39.265	35.175	23.627	21.447	1'59.514	201,0	11:46'33.200
4	39.943	35.801	23.668	21.445	2'00.857C	186,5	11:48'34.057
5	38.860	34.712	26.150	23.342	2'03.064	198,5	11:50'37.121
6	38.804	34.589	23.343	21.075	1'57.811	196,3	11:52'34.932
7	39.082	35.736	23.726	21.504	2'00.048C	201,8	11:54'34.980
8	38.656	34.778	25.058	23.439	2'01.931	198,5	11:56'36.911
9	38.583	34.353	23.356	20.799	1'57.091	199,9	11:58'34.002
10	38.029	34.395	23.039	20.716	1'56.242	203,3	12:00'30.244
11	38.205	34.480	23.211	21.946	1'57.842	205,6	12:02'28.086
12	38.366	34.801	24.457	20.905	1'58.529	202,2	12:04'26.615
13	38.557	34.455	23.168	20.990	1'57.170	200,3	12:06'23.785

28/03/2025

P = Pits In/Out - C = Lap Time Cancelled

These data/results cannot be reproduced, stored and/or transmitted in whole or in part by any manner of electronic, mechanical, photocopying, recording, broadcasting or otherwise now known or herein after developed without the previous express consent by the copyright owner, except for reproduction in daily press and regular printed publications on sale to the public within 60 days of the event related to those data/results and always provided that copyright symbol appears together as follows below.

© DORNA WSBK ORGANIZATION Srl 2025



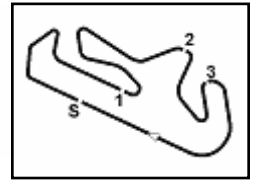
Portuguese Round, 28-30 March 2025
Chronological Analysis Free Practice

10° 38 D. SALVADOR [1'56.277]								14° 26 M. GENNAI [1'56.587]							
Lap	Seg.1	Seg.2	Seg.3	Seg.4	Lap Time	km/h	Local Time	Lap	Seg.1	Seg.2	Seg.3	Seg.4	Lap Time	km/h	Local Time
1	39.179	34.935	23.266	20.999	1'58.379	194,2	11:44'19.031	1	39.782	34.903	23.321	21.227	1'59.081	197,7	11:45'19.433
2	38.733	34.471	23.123	20.929	1'57.256	197,0	11:46'16.287	2	38.984	34.412	23.097	20.738	1'57.231	204,8	11:47'16.664
3	38.379	35.079	23.165	21.016	1'57.639C	197,7	11:48'13.926	3	38.557	34.464	23.638	20.957	1'57.616	203,3	11:49'14.280
4	38.354	34.256	22.946	20.900	1'56.456	197,0	11:50'10.382	4	38.633	34.129	23.156	20.669	1'56.587	197,4	11:51'10.867
5	38.427	34.240	22.844	21.004	1'56.515	195,2	11:52'06.897	5	38.341	34.317	23.166	20.978	1'56.802C	197,0	11:53'07.669
6	41.615	34.988	23.355	21.088	2'01.046	193,8	11:54'07.943	6	39.344	35.351	23.953	42.288	2'20.936CP	192,8	11:55'28.605
7	38.479	34.148	23.204	20.834	1'56.665	195,6	11:56'04.608	7	5'21.376	34.906	23.382	21.057	6'40.721P		12:02'09.326
8	38.328	34.266	22.962	20.855	1'56.411	196,7	11:58'01.019	8	38.830	34.532	23.334	21.039	1'57.735	194,5	12:04'07.061
9	38.307	34.015	23.172	20.896	1'56.390	197,4	11:59'57.409	9	38.771	34.464	23.204	20.923	1'57.362	193,5	12:06'04.423
10	42.657	36.605	23.501	20.784	2'03.547	197,4	12:02'00.956								
11	38.129	34.190	23.082	20.876	1'56.277	201,8	12:03'57.233								
12	40.176	34.023	23.106	20.763	1'58.068	196,7	12:05'55.301								
11° 47 A. TORRES [1'56.277]								15° 91 M. VANNUCCI [1'56.660]							
Lap	Seg.1	Seg.2	Seg.3	Seg.4	Lap Time	km/h	Local Time	Lap	Seg.1	Seg.2	Seg.3	Seg.4	Lap Time	km/h	Local Time
1	40.298	36.187	24.068	21.204	2'01.757	202,5	11:44'34.581	1	39.203	35.970	24.314	21.128	1'58.152	193,5	11:44'29.894
2	39.398	34.895	23.685	21.174	1'59.152	203,7	11:46'33.733	2	38.645	34.860	23.299	20.651	1'57.455	199,6	11:46'27.349
3	38.870	35.332	23.536	21.485	1'59.223C	205,2	11:48'32.956	3	38.687	34.490	23.060	20.919	1'57.156C	195,2	11:48'24.505
4	39.451	35.006	23.680	21.282	1'59.419	198,1	11:50'32.375	4	39.038	35.187	23.260	43.938	2'21.423P	194,9	11:50'45.928
5	38.893	34.826	23.369	21.201	1'58.289	195,6	11:52'30.664	5	6'22.980	36.160	23.810	20.973	7'43.923P		11:58'29.851
6	38.882	34.462	23.354	21.189	1'57.887	196,7	11:54'28.551	6	38.725	34.582	23.198	20.797	1'57.302	196,3	12:00'27.153
7	38.769	34.710	23.428	20.989	1'57.896	197,7	11:56'26.447	7	39.088	35.870	24.284	20.743	1'59.985	196,3	12:02'27.138
8	38.455	34.178	23.137	20.952	1'56.722	198,5	11:58'23.169	8	38.417	34.382	23.156	20.705	1'56.660	208,0	12:04'23.798
9	38.442	35.446	23.517	21.254	1'58.659	198,5	12:00'21.828	9	38.613	34.455	23.122	20.907	1'57.097	195,2	12:06'20.895
10	38.359	34.239	23.328	20.898	1'56.824	197,7	12:02'18.652								
11	38.306	34.168	23.056	20.899	1'56.429	198,8	12:04'15.081								
12	38.365	34.115	22.905	20.892	1'56.277	198,1	12:06'11.358								
12° 79 T. ALONSO [1'56.500]								16° 23 E. BARTOLINI [1'56.666]							
Lap	Seg.1	Seg.2	Seg.3	Seg.4	Lap Time	km/h	Local Time	Lap	Seg.1	Seg.2	Seg.3	Seg.4	Lap Time	km/h	Local Time
1	39.539	35.307	23.604	21.327	1'59.707	194,2	11:45'10.577	1	38.216	34.273	23.194	20.983	1'56.666	203,7	11:45'38.375
2	39.646	40.551	23.230	21.119	2'04.546	193,8	11:47'15.123	2	38.192	34.649	23.499	21.202	1'57.542	202,2	11:47'35.917
3	38.704	35.260	24.593	41.102	2'19.659P	197,0	11:49'34.782	3	38.400	34.639	23.416	41.788	2'18.243P	199,6	11:49'54.160
4	3'43.423	35.621	23.034	21.117	5'03.195P		11:54'37.977	4	4'14.470	35.544	23.498	21.256	5'34.768CP		11:55'28.928
5	38.674	35.098	23.254	20.701	1'57.727	195,9	11:56'35.704	5	38.647	34.437	23.273	21.293	1'57.650	195,2	11:57'26.578
6	38.883	34.294	22.982	20.907	1'57.066	194,5	11:58'32.770	6	38.440	34.723	23.409	40.856	2'17.428P	197,4	11:59'44.006
7	38.591	34.621	23.147	20.720	1'57.079	198,8	12:00'29.849	7	1'59.707	35.163	24.323	21.324	3'20.517P		12:03'04.523
8	38.398	34.470	23.041	20.591	1'56.500	200,3	12:02'26.349	8	38.667	34.428	23.168	20.911	1'57.174	194,9	12:05'01.697
9	38.537	34.708	23.296	21.008	1'57.549	199,2	12:04'23.898								
10	38.903	34.369	23.249	20.691	1'57.212	195,6	12:06'21.110								
13° 62 K. FONTAINHA [1'56.552]								17° 43 M. GAGGI [1'56.776]							
Lap	Seg.1	Seg.2	Seg.3	Seg.4	Lap Time	km/h	Local Time	Lap	Seg.1	Seg.2	Seg.3	Seg.4	Lap Time	km/h	Local Time
1	39.787	35.437	23.497	21.354	1'59.866	202,5	11:44'33.128	1	39.307	36.267	23.760	21.378	1'58.688	200,7	11:45'22.950
2	40.088	37.444	30.581	21.067	2'09.180	196,3	11:46'42.308	2	38.699	34.673	23.113	21.280	1'57.765	201,0	11:47'20.715
3	38.625	34.897	23.310	20.898	1'57.730C	202,9	11:48'40.038	3	38.513	34.502	23.172	21.253	1'57.440	199,6	11:49'18.155
4	38.809	34.716	23.233	20.882	1'57.640	204,1	11:50'37.678	4	38.353	34.422	23.164	21.102	1'57.041	199,6	11:51'15.196
5	41.070	37.908	24.411	21.014	2'04.403	198,8	11:52'42.081	5	38.382	34.378	23.204	21.165	1'57.129C	198,5	11:53'12.325
6	38.233	34.358	23.195	20.766	1'56.552	202,5	11:54'38.633	6	38.642	34.504	22.987	21.186	1'57.319C	197,0	11:55'09.644
7	38.296	34.611	23.229	20.870	1'57.006	202,2	11:56'35.639	7	38.671	34.642	23.314	38.901	2'15.528P	197,4	11:57'25.172
8	41.935	34.720	23.356	20.917	2'00.928	198,1	11:58'36.567	8	3'06.229	44.917	24.431	20.890	4'36.467P		12:02'01.639
9	38.821	34.455	24.395	21.348	1'59.019	205,6	12:00'35.586	9	38.304	34.497	23.042	20.933	1'56.776	204,8	12:03'58.415
10	38.469	34.752	23.439	21.082	1'57.742	200,3	12:02'33.328	10	38.253	34.412	23.145	21.061	1'56.871	202,5	12:05'55.286
11	38.689	34.604	23.357	21.062	1'57.712	196,7	12:04'31.040								
12	38.781	34.640	23.371	21.133	1'57.925	195,6	12:06'28.965								
18° 27 F. MULYA [1'56.859]															
Lap	Seg.1	Seg.2	Seg.3	Seg.4	Lap Time	km/h	Local Time								
1	39.485	34.821	23.367	20.745	1'58.418	202,9	11:45'19.372								
2	38.595	34.401	23.095	20.768	1'56.859	203,3	11:47'16.231								
3	38.338	34.435	23.229	21.048	1'57.050	207,2	11:49'13.281								
4	38.910	34.517	23.146	20.941	1'57.514	198,5	11:51'10.795								
5	39.471	35.067	23.723	50.317	2'28.578CP	196,7	11:53'39.373								
6	5'51.388	35.140	23.746	21.231	7'11.505P		12:00'50.878								
7	38.873	34.685	23.703	21.108	1'58.369	197,0	12:02'49.247								
8	38.905	34.564	23.360	21.207	1'58.036	194,9	12:04'47.283								

28/03/2025 P = Pits In/Out - C = Lap Time Cancelled

These data/results cannot be reproduced, stored and/or transmitted in whole or in part by any manner of electronic, mechanical, photocopying, recording, broadcasting or otherwise now known or herein after developed without the previous express consent by the copyright owner, except for reproduction in daily press and regular printed publications on sale to the public within 60 days of the event related to those data/results and always provided that copyright symbol appears together as follows below.

© DORNA WSBK ORGANIZATION Srl 2025



Portimao 4.592 m

Portuguese Round, 28-30 March 2025
Chronological Analysis Free Practice

3 / 4

19° 13 R. FERNANDEZ [1'57.035]							
Lap	Seg.1	Seg.2	Seg.3	Seg.4	Lap Time	km/h	Local Time
							11:43'09.579
1					1'58.246		11:45'07.825
2					1'57.050		11:47'04.875
3					1'57.158		11:49'02.033
4					1'58.113		11:51'00.146
5					1'57.520C		11:52'57.666
6					2'20.757CP		11:55'18.423
7	5'58.314	34.814	23.344	21.046	7'17.518P		12:02'35.941
8	38.502	34.419	23.225	20.889	1'57.035	202,5	12:04'32.976
9	38.738	34.614	23.399	20.845	1'57.596	204,1	12:06'30.572

20° 9 E. ERCOLANI [1'57.276]							
Lap	Seg.1	Seg.2	Seg.3	Seg.4	Lap Time	km/h	Local Time
							11:42'42.219
1	39.167	35.307	24.343	20.983	1'59.127	194,9	11:44'41.346
2	38.719	34.983	23.351	21.167	1'58.220	203,3	11:46'39.566
3	39.136	34.865	23.421	21.080	1'58.502C	181,2	11:48'38.068
4	38.967	34.873	23.016	20.906	1'57.762	186,2	11:50'35.830
5	38.788	34.970	23.533	21.242	1'58.533	198,5	11:52'34.363
6	38.853	34.702	23.370	21.096	1'58.021	198,5	11:54'32.384
7	41.675	34.608	23.936	20.906	2'01.125	189,1	11:56'33.509
8	38.872	34.960	23.370	20.938	1'58.140	191,8	11:58'31.649
9	38.569	34.506	23.064	21.137	1'57.276	193,8	12:00'28.925
10	39.157	34.341	23.130	20.794	1'57.422	185,9	12:02'26.347
11	38.672	36.330	23.172	20.925	1'59.099	198,1	12:04'25.446
12	38.547	34.642	23.021	21.077	1'57.287	195,2	12:06'22.733

21° 53 P. SVOBODA [1'57.283]							
Lap	Seg.1	Seg.2	Seg.3	Seg.4	Lap Time	km/h	Local Time
							11:43'18.904
1					1'59.466		11:45'18.370
2					1'57.630		11:47'16.000
3					1'58.207		11:49'14.207
4					2'16.629P		11:51'30.836
5				21.020	7'42.843P		11:59'13.679
6	38.853	34.522	23.273	21.160	1'57.808	196,7	12:01'11.487
7	38.581	34.512	23.353	21.018	1'57.464	196,3	12:03'08.951
8	38.495	34.437	23.388	20.963	1'57.283	197,4	12:05'06.234

22° 87 C. SWAIN [1'57.444]							
Lap	Seg.1	Seg.2	Seg.3	Seg.4	Lap Time	km/h	Local Time
							11:42'40.872
1	39.675	35.836	23.738	21.118	2'00.367	202,2	11:44'41.239
2	39.608	34.989	23.721	20.964	1'59.282	203,7	11:46'40.521
3	38.727	35.251	23.697	21.290	1'58.965C	206,0	11:48'39.486
4	39.154	37.513	23.588	21.270	2'01.525	198,8	11:50'41.011
5	38.993	35.144	23.547	21.375	1'59.059	202,2	11:52'40.070
6	40.201	35.688	23.299	41.291	2'20.479CP	195,6	11:55'00.549
7	2'53.107	35.830	23.637	21.014	4'13.588P		11:59'14.137
8	38.712	34.717	23.337	21.053	1'57.819	203,7	12:01'11.956
9	38.654	34.721	23.240	20.927	1'57.542	203,3	12:03'09.498
10	38.533	34.823	23.293	20.795	1'57.444	203,7	12:05'06.942

23° 29 G. ZANNINI [1'57.456]							
Lap	Seg.1	Seg.2	Seg.3	Seg.4	Lap Time	km/h	Local Time
							11:42'39.277
1	39.983	35.587	23.893	21.872	2'01.310	202,2	11:44'40.587
2	39.865	35.149	23.719	21.060	1'59.793	196,7	11:46'40.380
3	39.416	35.028	23.635	21.087	1'59.166C	201,8	11:48'39.546

4	38.913	35.332	23.460	20.689	1'58.394	201,0	11:50'37.940
5	38.495	34.945	23.274	20.929	1'57.643	207,6	11:52'35.583
6	38.670	34.752	23.247	20.787	1'57.456	200,7	11:54'33.039
7	42.460	39.260	24.039	42.001	2'27.760P	206,0	11:57'00.799
8	2'57.206	44.572	24.818	21.716	4'28.312P		12:01'29.111
9	39.833	35.391	23.700	21.651	2'00.575	192,5	12:03'29.686
10	39.411	35.782	23.406	21.203	1'59.802	194,5	12:05'29.488

24° 11 F. NOVOTNY [1'57.463]							
Lap	Seg.1	Seg.2	Seg.3	Seg.4	Lap Time	km/h	Local Time
							11:42'33.889
1	40.106	35.231	23.697	21.092	2'00.126	196,3	11:44'34.015
2	39.435	35.239	23.496	21.390	1'59.560	203,7	11:46'33.575
3	39.346	35.391	23.476	21.220	1'59.433C	200,3	11:48'33.008
4	39.282	34.946	26.723	21.461	2'02.412	195,6	11:50'35.420
5	39.113	34.916	23.496	21.347	1'58.872	194,9	11:52'34.292
6	39.112	34.651	23.744	20.973	1'58.480	197,4	11:54'32.772
7	42.379	34.602	23.806	21.032	2'01.819	198,8	11:56'34.591
8	39.000	34.876	23.685	20.650	1'58.211	200,3	11:58'32.802
9	40.172	34.886	27.591	21.112	2'03.761	199,9	12:00'36.563
10	39.134	34.816	23.432	21.046	1'58.428	202,2	12:02'34.991
11	38.623	34.626	23.419	20.953	1'57.621	201,0	12:04'32.612
12	38.557	34.674	23.158	21.074	1'57.463	200,7	12:06'30.075

25° 36 F. TOREQOTTULLAH [1'57.585]							
Lap	Seg.1	Seg.2	Seg.3	Seg.4	Lap Time	km/h	Local Time
							11:43'26.038
1	40.925	35.923	24.143	21.609	2'02.600	197,7	11:45'28.638
2	40.019	36.604	23.533	21.524	2'01.680	198,5	11:47'30.318
3	39.526	35.188	23.409	21.044	1'59.167	198,1	11:49'29.485
4	38.866	35.046	23.235	21.207	1'58.354	197,7	11:51'27.839
5	39.607	35.493	24.218	53.803	2'33.121P	195,2	11:54'00.960
6	5'21.573	42.289	25.049	21.785	6'50.696P		12:00'51.656
7	39.028	34.663	23.600	21.002	1'58.293	199,2	12:02'49.949
8	38.962	34.743	23.259	20.979	1'57.943	199,9	12:04'47.892
9	38.868	34.441	23.338	20.938	1'57.585	199,6	12:06'45.477

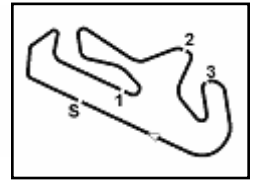
26° 39 J. RISUENO [1'57.769]							
Lap	Seg.1	Seg.2	Seg.3	Seg.4	Lap Time	km/h	Local Time
							11:42'28.974
1	39.998	35.464	23.642	21.204	2'00.308	193,2	11:44'29.282
2	39.679	34.774	23.433	20.784	1'58.670	197,0	11:46'27.952
3	38.571	34.958	23.271	21.074	1'57.874C	203,7	11:48'25.826
4	38.701	34.576	23.798	20.716	1'57.791	197,7	11:50'23.617
5	38.681	34.994	25.245	21.027	1'59.947	197,7	11:52'23.564
6	38.826	34.442	23.411	21.090	1'57.769	194,2	11:54'21.333
7	38.730	34.424	23.691	20.989	1'57.834	203,7	11:56'19.167
8	43.989	38.674	24.549	43.801	2'31.013P	196,3	11:58'50.180
9	3'20.904	35.044	23.443	20.874	4'40.265P		12:03'30.445
10	38.851	34.706	23.571	21.128	1'58.256	200,7	12:05'28.701

27° 4 E. CAZZANIGA [1'58.004]							
Lap	Seg.1	Seg.2	Seg.3	Seg.4	Lap Time	km/h	Local Time
							11:42'38.890
1	40.852	35.860	24.058	21.577	2'02.347	192,1	11:44'41.237
2	39.762	35.086	23.883	21.262	1'59.993	204,5	11:46'41.230
3	39.552	35.334	23.765	21.214	1'59.865C	203,3	11:48'41.095
4	39.165	35.135	23.692	21.334	1'59.326	200,7	11:50'40.421
5	39.860	35.218	23.628	21.212	1'59.918	195,6	11:52'40.339
6	39.064	34.878	23.856	21.080	1'58.878	202,5	11:54'39.217
7	38.980	34.926	23.376	21.207	1'58.489	203,3	11:56'37.706
8	39.024	34.590	23.408	21.374	1'58.396	201,8	11:58'36.102
9	39.541	34.770	23.570	21.505	1'59.386	199,6	12:00'35.488

28/03/2025 P = Pits In/Out - C = Lap Time Cancelled

These data/results cannot be reproduced, stored and/or transmitted in whole or in part by any manner of electronic, mechanical, photocopying, recording, broadcasting or otherwise now known or herein after developed without the previous express consent by the copyright owner, except for reproduction in daily press and regular printed publications on sale to the public within 60 days of the event related to those data/results and always provided that copyright symbol appears together as follows below.

© DORNA WSBK ORGANIZATION Srl 2025



Portimao 4.592 m

4 / 4

Portuguese Round, 28-30 March 2025
Chronological Analysis Free Practice

10	39.157	34.773	23.424	21.219	1'58.573	198,8	12:02'34.061
11	39.013	34.642	23.565	21.334	1'58.554	199,2	12:04'32.615
12	38.739	34.676	23.411	21.178	1'58.004	203,7	12:06'30.619

28° 33 G. SANCHEZ (1'58.323)							
Lap	Seg.1	Seg.2	Seg.3	Seg.4	Lap Time	km/h	Local Time
		36.061	23.820	21.578			11:43'30.935
1	39.158	34.728	23.349	21.088	1'58.323	199,9	11:45'29.258

29° 96 M. VICH (1'58.666)							
Lap	Seg.1	Seg.2	Seg.3	Seg.4	Lap Time	km/h	Local Time
		37.440	23.987	22.076			11:42'39.209
1	40.055	36.129	23.809	21.528	2'01.521	200,7	11:44'40.730
2	39.378	35.221	23.636	21.361	1'59.596	200,3	11:46'40.326
3	39.803	35.205	23.448	21.260	1'59.716C	197,0	11:48'40.042
4	39.247	35.079	23.284	21.056	1'58.666	200,7	11:50'38.708
5	39.326	34.901	23.368	21.346	1'58.941	197,7	11:52'37.649

30° 16 U. HIDALGO (1'59.563)							
Lap	Seg.1	Seg.2	Seg.3	Seg.4	Lap Time	km/h	Local Time
		37.287	24.363	21.775			11:42'54.011
1	39.942	35.402	23.608	21.432	2'00.384	196,7	11:44'54.395
2	40.130	35.425	23.734	21.656	2'00.945	195,6	11:46'55.340
3	39.967	35.556	23.838	21.654	2'01.015	192,1	11:48'56.355
4	39.566	35.351	23.584	21.283	1'59.784	190,4	11:50'56.139
5	39.161	34.772	23.567	43.134	2'20.634P	193,5	11:53'16.773
6	4'03.441	35.362	23.772	21.463	5'24.038P		11:58'40.811
7	39.492	34.975	23.778	21.318	1'59.563	194,5	12:00'40.374
8	39.221	35.122	24.057	21.376	1'59.776	192,8	12:02'40.150
9	39.300	35.186	23.481	39.501	2'17.468P	193,5	12:04'57.618

28/03/2025 P = Pits In/Out - C = Lap Time Cancelled

These data/results cannot be reproduced, stored and/or transmitted in whole or in part by any manner of electronic, mechanical, photocopying, recording, broadcasting or otherwise now known or herein after developed without the previous express consent by the copyright owner, except for reproduction in daily press and regular printed publications on sale to the public within 60 days of the event related to those data/results and always provided that copyright symbol appears together as follows below.

© DORNA WSBK ORGANIZATION Srl 2025