

Portuguese Round, 28–30 March 2025
Results Tissot Superpole

No.	Rider	Nat	Team	Bike	Time	Gap	Rel.	Laps	Speed	
									Avg	Max
1	7 B. FERNANDEZ	ESP	Team#109 Retro Traffic Kove	Kove 321 RR-S	1'55.238			11	143,453	209,2
2	50 C. THOMPSON	AUS	MTM Kawasaki	Kawasaki Ninja 400	1'55.277	0.039	0.039	10	143,404	213,3
3	66 P. TONN	GER	Freudenberg KTM-Paligo Racing	KTM RC 390 R	1'55.321	0.083	0.044	11	143,349	204,8
4	6 J. BUIJS	NED	Freudenberg KTM-Paligo Racing	KTM RC 390 R	1'55.443	0.205	0.122	11	143,198	204,8
5	12 H. MAIER	BRA	Yamaha AD78 FIMLA by MS Racing	Yamaha YZF-R3	1'55.570	0.332	0.127	10	143,041	214,2
6	47 A. TORRES	ESP	Team ProDina XCI	Kawasaki Ninja 400	1'55.672	0.434	0.102	11	142,914	212,5
7	43 M. GAGGI	ITA	Team BrCorse	Yamaha YZF-R3	1'55.685	0.447	0.013	11	142,898	207,2
8	55 U. CALATAYUD	ESP	ARCO MotoR University Team	Yamaha YZF-R3	1'55.707	0.469	0.022	7	142,871	206,4
9	85 K. SABATUCCI	ITA	Accolade Funds Smrz Racing BGR	Kawasaki Ninja 400	1'56.022	0.784	0.315	10	142,483	208,4
10	91 M. VANNUCCI	ITA	PATA AG Motorsport Italia WorldSSP300	Yamaha YZF-R3	1'56.041	0.803	0.019	11	142,460	210,0
11	79 T. ALONSO	POR	Pons Motosport Italika Racing	Kawasaki Ninja 400	1'56.068	0.830	0.027	11	142,427	210,4
12	53 P. SVOBODA	CZE	Kawasaki Junior Team by MTM	Kawasaki Ninja 400	1'56.126	0.888	0.058	10	142,356	208,0
13	26 M. GENNAI	ITA	MTM Kawasaki	Kawasaki Ninja 400	1'56.127	0.889	0.001	11	142,354	202,5
14	62 K. FONTAINHA	BRA	Yamaha AD78 FIMLA by MS Racing	Yamaha YZF-R3	1'56.150	0.912	0.023	10	142,326	212,1
15	23 E. BARTOLINI	ITA	Team BrCorse	Yamaha YZF-R3	1'56.170	0.932	0.020	7	142,302	206,0
16	27 F. MULYA	INA	ProGP NitiRacing	Yamaha YZF-R3	1'56.379	1.141	0.209	9	142,046	206,8
17	4 E. CAZZANIGA	ITA	Racestar Trasimeno	Yamaha YZF-R3	1'56.474	1.236	0.095	12	141,930	208,8
18	48 J. GARCIA	ESP	Prodina Kawasaki Racing Sport	Kawasaki Ninja 400	1'56.590	1.352	0.116	10	141,789	204,1
19	13 R. FERNANDEZ	ESP	Kawasaki Junior Team by MTM	Kawasaki Ninja 400	1'56.612	1.374	0.022	10	141,762	202,5
20	38 D. SALVADOR	ESP	Team ProDina XCI	Kawasaki Ninja 400	1'56.649	1.411	0.037	7	141,717	206,0
21	39 J. RISUENO	ESP	MS Racing	Yamaha YZF-R3	1'56.680	1.442	0.031	8	141,680	204,5
22	9 E. ERCOLANI	ITA	Kawasaki GP Project	Kawasaki Ninja 400	1'56.749	1.511	0.069	12	141,596	200,3
23	36 F. TOREQOTTULLAH	INA	ProGP NitiRacing	Yamaha YZF-R3	1'56.827	1.589	0.078	11	141,502	210,0
24	96 M. VICH	ESP	Yamaha Motoxracing WorldSSP300 Team	Yamaha YZF-R3	1'57.146	1.908	0.319	11	141,116	198,5
25	16 U. HIDALGO	ESP	ZAPPAS-DEZA-BOX 77 Racing Team	Kawasaki Ninja 400	1'57.280	2.042	0.134	11	140,955	204,5
26	33 G. SANCHEZ	ESP	ARCO MotoR University Team	Yamaha YZF-R3	1'57.840	2.602	0.560	5	140,285	198,1
27	29 G. ZANNINI	ITA	Kawasaki GP Project	Kawasaki Ninja 400	1'57.960	2.722	0.120	10	140,142	210,0
28	11 F. NOVOTNY	CZE	Accolade Funds Smrz Racing BGR	Kawasaki Ninja 400	1'57.967	2.729	0.007	10	140,134	204,1
29	87 C. SWAIN	AUS	Yamaha Motoxracing WorldSSP300 Team	Yamaha YZF-R3	1'58.117	2.879	0.150	9	139,956	202,5
30	77 J. OSUNA	ESP	ZAPPAS-DEZA-BOX 77 Racing Team	Kawasaki Ninja 400	1'58.464	3.226	0.347	1	139,546	200,3

Qualifying Lap Time (105% of 1'55.238): 2'01.000

AIR	Humidity:	52%	Temp:	22°C
TRACK	Condition:	Dry	Temp:	32°C

Records	Pole	[SP]	2023 J.Perez Gonzalez	1'54.428	144,470	Km/h
	Race	[RC1]	2024 M.Vannucci	1'54.862	143,920	Km/h
	All Times	[SP]	2023 J.Perez Gonzalez	1'54.428	144,470	Km/h

Start 28/03/2025 16:00 End 16:30 The results are provisional until the end of the time limit for protests and appeals and the completion of the technical checks.

These data/results cannot be reproduced, stored and/or transmitted in whole or in part by any manner of electronic, mechanical, photocopying, recording, broadcasting or otherwise now known or herein after developed without the previous express consent by the copyright owner, except for reproduction in daily press and regular printed publications on sale to the public within 60 days of the event related to those data/results and always provided that copyright symbol appears together as follows below.

© DORNA WSBK ORGANIZATION Srl 2025

Portuguese Round, 28-30 March 2025
Results Tissot Superpole

Session Highlights

Local Time	No. Rider	Description
16.00.00		Start of Session
16.00.01		WorldSSP300 Pit Intervention Time: 1min 50secs
16.06.53	77 J. OSUNA	#77 Crashed - Turn 15
16.07.31	77 J. OSUNA	#77 Medical Centre
16.08.26	47 A. TORRES	#47 Lap Time Cancelled [1'58.937] - Exceeded Track Limits - Turn
16.10.41	27 F. MULYA	#27 Crashed - Turn 14
16.11.01	27 F. MULYA	#27 Rejoined
16.13.11	6 J. BUIS	#6 Lap Time Cancelled [1'56.892] - Yellow Flag - Turn 15
16.13.16	66 P. TONN	#66 Lap Time Cancelled [1'57.810] - Yellow Flag - Turn 15
16.13.21	55 U. CALATAYUD	#55 Lap Time Cancelled [1'56.803] - Yellow Flag - Turn 15
16.13.26	43 M. GAGGI	#43 Lap Time Cancelled [1'56.520] - Yellow Flag - Turn 15
16.13.31	23 E. BARTOLINI	#23 Lap Time Cancelled [1'56.732] - Yellow Flag - Turn 15
16.13.36	38 D. SALVADOR	#38 Lap Time Cancelled [1'57.878] - Yellow Flag - Turn 15
16.13.41	47 A. TORRES	#47 Lap Time Cancelled [1'57.352] - Yellow Flag - Turn 15
16.14.55	6 J. BUIS	#6 Lap Time Cancelled [1'57.883] - Yellow Flag - Turn 14
16.15.00	55 U. CALATAYUD	#55 Lap Time Cancelled [1'58.956] - Yellow Flag - Turn 14
16.15.05	66 P. TONN	#66 Lap Time Cancelled [1'57.118] - Yellow Flag - Turn 14
16.15.10	23 E. BARTOLINI	#23 Lap Time Cancelled [1'58.347] - Yellow Flag - Turn 14
16.15.15	43 M. GAGGI	#43 Lap Time Cancelled [1'58.163] - Yellow Flag - Turn 14
16.16.23	33 G. SANCHEZ	#33 Crashed - Turn 6
16.18.50	55 U. CALATAYUD	#55 Crashed - Turn 8
16.18.50	23 E. BARTOLINI	#23 Crashed - Turn 8
16.19.12	33 G. SANCHEZ	#33 Medical Centre
16.24.48	87 C. SWAIN	#87 Crashed - Turn 15
16.27.58	87 C. SWAIN	#87 Medical Centre
16.28.26	6 J. BUIS	#6 Lap Time Cancelled [1'55.459] - Yellow Flag - Turn 15
16.28.31	66 P. TONN	#66 Lap Time Cancelled [1'56.909] - Yellow Flag - Turn 15
16.28.36	48 J. GARCIA	#48 Lap Time Cancelled [1'58.348] - Yellow Flag - Turn 15
16.28.41	39 J. RISUENO	#39 Lap Time Cancelled [1'59.357] - Yellow Flag - Turn 15
16.28.46	43 M. GAGGI	#43 Lap Time Cancelled [1'58.868] - Yellow Flag - Turn 15
16.28.51	85 K. SABATUCCI	#85 Lap Time Cancelled [1'58.733] - Yellow Flag - Turn 15
16.28.56	12 H. MAIER	#12 Lap Time Cancelled [1'59.407] - Yellow Flag - Turn 15
16.29.01	11 F. NOVOTNY	#11 Lap Time Cancelled [1'58.277] - Yellow Flag - Turn 15
16.30.45		End of Session

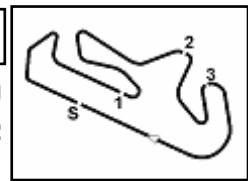
Fastest Laps Sequence

No.	Rider	Nat	Team	Bike	Local Time	Time	Gap	Avg
47	A. TORRES	ESP	Team ProDina XCI	Kawasaki Ninja 400	16:04'03.476	1'57.073		141,204
7	B. FERNANDEZ	ESP	Team#109 Retro Traffic Kove	Kove 321 RR-S	16:04'06.320	1'56.695	-0.378	141,662
6	J. BUIS	NED	Freudenberg KTM-Paligo Racing	KTM RC 390 R	16:05'32.353	1'56.394	-0.301	142,028
66	P. TONN	GER	Freudenberg KTM-Paligo Racing	KTM RC 390 R	16:05'32.522	1'55.321	-1.073	143,349
7	B. FERNANDEZ	ESP	Team#109 Retro Traffic Kove	Kove 321 RR-S	16:22'46.081	1'55.238	-0.083	143,453

28/03/2025 Start 16:00 End 16:30 The results are provisional until the end of the time limit for protests and appeals and the completion of the technical checks.

These data/results cannot be reproduced, stored and/or transmitted in whole or in part by any manner of electronic, mechanical, photocopying, recording, broadcasting or otherwise now known or herein after developed without the previous express consent by the copyright owner, except for reproduction in daily press and regular printed publications on sale to the public within 60 days of the event related to those data/results and always provided that copyright symbol appears together as follows below.

© DORNA WSBK ORGANIZATION Srl 2025



Portimao 4.592 m

Portuguese Round, 28-30 March 2025
Best Sectors & Speed Tissot Superpole

BEST LAP		
1	7 B. FERNANDEZ	Kove 321 RR-S 1'55.238
2	50 C. THOMPSON	Kawasaki Ninja 400 1'55.277
3	66 P. TONN	KTM RC 390 R 1'55.321
4	6 J. BUIS	KTM RC 390 R 1'55.443
5	12 H. MAIER	Yamaha YZF-R3 1'55.570
6	47 A. TORRES	Kawasaki Ninja 400 1'55.672
7	43 M. GAGGI	Yamaha YZF-R3 1'55.685
8	55 U. CALATAYUD	Yamaha YZF-R3 1'55.707
9	85 K. SABATUCCI	Kawasaki Ninja 400 1'56.022
10	91 M. VANNUCCI	Yamaha YZF-R3 1'56.041
11	79 T. ALONSO	Kawasaki Ninja 400 1'56.068
12	53 P. SVOBODA	Kawasaki Ninja 400 1'56.126
13	26 M. GENNAI	Kawasaki Ninja 400 1'56.127
14	62 K. FONTAINHA	Yamaha YZF-R3 1'56.150
15	23 E. BARTOLINI	Yamaha YZF-R3 1'56.170
16	27 F. MULYA	Yamaha YZF-R3 1'56.379
17	4 E. CAZZANIGA	Yamaha YZF-R3 1'56.474
18	48 J. GARCIA	Kawasaki Ninja 400 1'56.590
19	13 R. FERNANDEZ	Kawasaki Ninja 400 1'56.612
20	38 D. SALVADOR	Kawasaki Ninja 400 1'56.649
21	39 J. RISUENO	Yamaha YZF-R3 1'56.680
22	9 E. ERCOLANI	Kawasaki Ninja 400 1'56.749
23	36 F. TOREDOOTTULLAH	Yamaha YZF-R3 1'56.827
24	96 M. VICH	Yamaha YZF-R3 1'57.146
25	16 U. HIDALGO	Kawasaki Ninja 400 1'57.280
26	33 G. SANCHEZ	Yamaha YZF-R3 1'57.840
27	29 G. ZANNINI	Kawasaki Ninja 400 1'57.960
28	11 F. NOVOTNY	Kawasaki Ninja 400 1'57.967
29	87 C. SWAIN	Yamaha YZF-R3 1'58.117
30	77 J. OSUNA	Kawasaki Ninja 400 1'58.464

SPEED		
1	12 H. MAIER	Yamaha YZF-R3 214,2
2	50 C. THOMPSON	Kawasaki Ninja 400 213,3
3	47 A. TORRES	Kawasaki Ninja 400 212,5
4	62 K. FONTAINHA	Yamaha YZF-R3 212,1
5	79 T. ALONSO	Kawasaki Ninja 400 210,4
6	91 M. VANNUCCI	Yamaha YZF-R3 210,0
7	36 F. TOREDOOTTULLAH	Yamaha YZF-R3 210,0
8	29 G. ZANNINI	Kawasaki Ninja 400 210,0
9	7 B. FERNANDEZ	Kove 321 RR-S 209,2
10	4 E. CAZZANIGA	Yamaha YZF-R3 208,8
11	85 K. SABATUCCI	Kawasaki Ninja 400 208,4
12	53 P. SVOBODA	Kawasaki Ninja 400 208,0
13	43 M. GAGGI	Yamaha YZF-R3 207,2
14	27 F. MULYA	Yamaha YZF-R3 206,8
15	55 U. CALATAYUD	Yamaha YZF-R3 206,4
16	38 D. SALVADOR	Kawasaki Ninja 400 206,0
17	23 E. BARTOLINI	Yamaha YZF-R3 206,0
18	66 P. TONN	KTM RC 390 R 204,8
19	6 J. BUIS	KTM RC 390 R 204,8
20	39 J. RISUENO	Yamaha YZF-R3 204,5
21	16 U. HIDALGO	Kawasaki Ninja 400 204,5
22	11 F. NOVOTNY	Kawasaki Ninja 400 204,1
23	48 J. GARCIA	Kawasaki Ninja 400 204,1
24	13 R. FERNANDEZ	Kawasaki Ninja 400 202,5
25	87 C. SWAIN	Yamaha YZF-R3 202,5
26	26 M. GENNAI	Kawasaki Ninja 400 202,5
27	77 J. OSUNA	Kawasaki Ninja 400 200,3
28	9 E. ERCOLANI	Kawasaki Ninja 400 200,3
29	96 M. VICH	Yamaha YZF-R3 198,5
30	33 G. SANCHEZ	Yamaha YZF-R3 198,1

SEG. 1	
1	50 C. THOMPSON 37.614
2	7 B. FERNANDEZ 37.711
3	38 D. SALVADOR 37.753
4	6 J. BUIS 37.763
5	55 U. CALATAYUD 37.771
6	12 H. MAIER 37.822
7	43 M. GAGGI 37.829
8	91 M. VANNUCCI 37.875
9	85 K. SABATUCCI 37.921
10	66 P. TONN 37.929
11	47 A. TORRES 37.945
12	23 E. BARTOLINI 37.956
13	48 J. GARCIA 37.963
14	62 K. FONTAINHA 37.968
15	13 R. FERNANDEZ 38.052
16	79 T. ALONSO 38.092
17	77 J. OSUNA 38.112
18	39 J. RISUENO 38.117
19	36 F. TOREDOOTTULLAH 38.138
20	9 E. ERCOLANI 38.155
21	53 P. SVOBODA 38.155
22	26 M. GENNAI 38.198
23	27 F. MULYA 38.236
24	4 E. CAZZANIGA 38.247
25	11 F. NOVOTNY 38.342
26	96 M. VICH 38.501
27	87 C. SWAIN 38.503
28	16 U. HIDALGO 38.536
29	29 G. ZANNINI 38.585
30	33 G. SANCHEZ 38.589

SEG. 2	
1	47 A. TORRES 33.677
2	6 J. BUIS 33.765
3	55 U. CALATAYUD 33.786
4	66 P. TONN 33.801
5	7 B. FERNANDEZ 33.862
6	79 T. ALONSO 33.876
7	23 E. BARTOLINI 33.881
8	43 M. GAGGI 33.957
9	12 H. MAIER 33.960
10	50 C. THOMPSON 33.970
11	36 F. TOREDOOTTULLAH 33.971
12	26 M. GENNAI 34.009
13	27 F. MULYA 34.044
14	4 E. CAZZANIGA 34.079
15	9 E. ERCOLANI 34.082
16	62 K. FONTAINHA 34.086
17	48 J. GARCIA 34.093
18	39 J. RISUENO 34.103
19	77 J. OSUNA 34.103
20	85 K. SABATUCCI 34.119
21	53 P. SVOBODA 34.139
22	38 D. SALVADOR 34.172
23	13 R. FERNANDEZ 34.184
24	33 G. SANCHEZ 34.191
25	91 M. VANNUCCI 34.235
26	96 M. VICH 34.254
27	16 U. HIDALGO 34.263
28	87 C. SWAIN 34.393
29	11 F. NOVOTNY 34.407
30	29 G. ZANNINI 34.680

SEG. 3	
1	50 C. THOMPSON 22.643
2	6 J. BUIS 22.704
3	55 U. CALATAYUD 22.731
4	66 P. TONN 22.748
5	47 A. TORRES 22.772
6	9 E. ERCOLANI 22.818
7	91 M. VANNUCCI 22.856
8	13 R. FERNANDEZ 22.856
9	96 M. VICH 22.863
10	43 M. GAGGI 22.874
11	36 F. TOREDOOTTULLAH 22.894
12	48 J. GARCIA 22.895
13	79 T. ALONSO 22.897
14	12 H. MAIER 22.899
15	26 M. GENNAI 22.949
16	77 J. OSUNA 22.950
17	85 K. SABATUCCI 22.966
18	87 C. SWAIN 22.971
19	7 B. FERNANDEZ 22.981
20	23 E. BARTOLINI 23.004
21	16 U. HIDALGO 23.028
22	53 P. SVOBODA 23.031
23	38 D. SALVADOR 23.048
24	4 E. CAZZANIGA 23.146
25	62 K. FONTAINHA 23.183
26	11 F. NOVOTNY 23.225
27	33 G. SANCHEZ 23.245
28	27 F. MULYA 23.271
29	29 G. ZANNINI 23.290
30	39 J. RISUENO 23.329

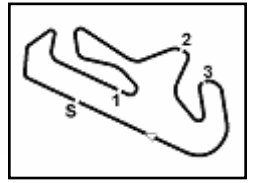
SEG. 4	
1	26 M. GENNAI 20.565
2	50 C. THOMPSON 20.570
3	27 F. MULYA 20.574
4	7 B. FERNANDEZ 20.614
5	12 H. MAIER 20.693
6	47 A. TORRES 20.709
7	91 M. VANNUCCI 20.730
8	36 F. TOREDOOTTULLAH 20.731
9	79 T. ALONSO 20.739
10	38 D. SALVADOR 20.742
11	9 E. ERCOLANI 20.746
12	53 P. SVOBODA 20.748
13	66 P. TONN 20.777
14	55 U. CALATAYUD 20.786
15	39 J. RISUENO 20.790
16	77 J. OSUNA 20.810
17	29 G. ZANNINI 20.822
18	62 K. FONTAINHA 20.834
19	6 J. BUIS 20.835
20	85 K. SABATUCCI 20.895
21	43 M. GAGGI 20.903
22	4 E. CAZZANIGA 20.906
23	11 F. NOVOTNY 20.908
24	16 U. HIDALGO 20.911
25	87 C. SWAIN 20.937
26	13 R. FERNANDEZ 20.972
27	48 J. GARCIA 21.064
28	23 E. BARTOLINI 21.067
29	33 G. SANCHEZ 21.106
30	96 M. VICH 21.199

28/03/2025

These data/results cannot be reproduced, stored and/or transmitted in whole or in part by any manner of electronic, mechanical, photocopying, recording, broadcasting or otherwise now known or herein after developed without the previous express consent by the copyright owner, except for reproduction in daily press and regular printed publications on sale to the public within 60 days of the event related to those data/results and always provided that copyright symbol appears together as follows below.

© DORNA WSBK ORGANIZATION Srl 2025





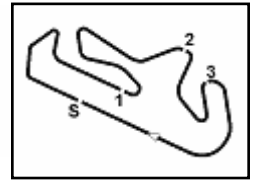
Portimao 4.592 m

**Portuguese Round, 28-30 March 2025
Ideal Times Tissot Superspole**

No. Rider	Nat	Bike	Seg. 1 Diff. 1	Seg. 2 Diff. 2	Seg. 3 Diff. 3	Seg. 4 Diff. 4	Ideal Time Best Lap	Pos.	Diff.
1 50 C. THOMPSON	AUS	Kawasaki Ninja 400	37.614	33.970	22.643 +0.002	20.570 +0.478	1'54.797 1'55.277	2	0.480
2 6 J. BUIS	NED	KTM RC 390 R	37.763 +0.197	33.765	22.704 +0.071	20.835 +0.108	1'55.067 1'55.443	4	0.376
3 55 U. CALATAYUD	ESP	Yamaha YZF-R3	37.771 +0.046	33.786 +0.327	22.731	20.786 +0.260	1'55.074 1'55.707	8	0.633
4 47 A. TORRES	ESP	Kawasaki Ninja 400	37.945 +0.162	33.677	22.772 +0.407	20.709	1'55.103 1'55.672	6	0.569
5 7 B. FERNANDEZ	ESP	Kove 321 RR-S	37.711	33.862 +0.070	22.981	20.614	1'55.168 1'55.238	1	0.070
6 66 P. TONN	GER	KTM RC 390 R	37.929 +0.066	33.801	22.748	20.777	1'55.255 1'55.321	3	0.066
7 12 H. MAIER	BRA	Yamaha YZF-R3	37.822 +0.046	33.960	22.899	20.693 +0.150	1'55.374 1'55.570	5	0.196
8 43 M. GAGGI	ITA	Yamaha YZF-R3	37.829	33.957	22.874	20.903 +0.122	1'55.563 1'55.685	7	0.122
9 79 T. ALONSO	POR	Kawasaki Ninja 400	38.092 +0.055	33.876	22.897 +0.299	20.739 +0.110	1'55.604 1'56.068	11	0.464
10 91 M. VANNUCCI	ITA	Yamaha YZF-R3	37.875 +0.167	34.235 +0.072	22.856 +0.092	20.730 +0.014	1'55.696 1'56.041	10	0.345
11 38 D. SALVADOR	ESP	Kawasaki Ninja 400	37.753	34.172 +0.257	23.048 +0.336	20.742 +0.341	1'55.715 1'56.649	20	0.934
12 26 M. GENNAI	ITA	Kawasaki Ninja 400	38.198 +0.086	34.009 +0.044	22.949	20.565 +0.276	1'55.721 1'56.127	13	0.406
13 36 F. TOREQOTTULLAH	INA	Yamaha YZF-R3	38.138 +0.005	33.971 +0.475	22.894 +0.230	20.731 +0.383	1'55.734 1'56.827	23	1.093
14 9 E. ERCOLANI	ITA	Kawasaki Ninja 400	38.155 +0.601	34.082 +0.093	22.818	20.746 +0.254	1'55.801 1'56.749	22	0.948
15 85 K. SABATUCCI	ITA	Kawasaki Ninja 400	37.921 +0.121	34.119	22.966	20.895	1'55.901 1'56.022	9	0.121
16 23 E. BARTOLINI	ITA	Yamaha YZF-R3	37.956 +0.086	33.881	23.004 +0.071	21.067 +0.105	1'55.908 1'56.170	15	0.262
17 77 J. OSUNA	ESP	Kawasaki Ninja 400	38.112 +0.310	34.103 +1.116	22.950 +0.775	20.810 +0.288	1'55.975 1'58.464	30	2.489
18 48 J. GARCIA	ESP	Kawasaki Ninja 400	37.963	34.093	22.895 +0.235	21.064 +0.340	1'56.015 1'56.590	18	0.575
19 13 R. FERNANDEZ	ESP	Kawasaki Ninja 400	38.052 +0.465	34.184 +0.052	22.856	20.972 +0.031	1'56.064 1'56.612	19	0.548
20 62 K. FONTAINHA	BRA	Yamaha YZF-R3	37.968	34.086	23.183	20.834 +0.079	1'56.071 1'56.150	14	0.079
21 53 P. SVOBODA	CZE	Kawasaki Ninja 400	38.155	34.139	23.031	20.748 +0.053	1'56.073 1'56.126	12	0.053
22 27 F. MULYA	INA	Yamaha YZF-R3	38.236 +0.206	34.044	23.271 +0.048	20.574	1'56.125 1'56.379	16	0.254
23 39 J. RISUENO	ESP	Yamaha YZF-R3	38.117	34.103 +0.239	23.329 +0.102	20.790	1'56.339 1'56.680	21	0.341
24 4 E. CAZZANIGA	ITA	Yamaha YZF-R3	38.247	34.079	23.146 +0.096	20.906	1'56.378 1'56.474	17	0.096
25 16 U. HIDALGO	ESP	Kawasaki Ninja 400	38.536	34.263	23.028 +0.195	20.911 +0.347	1'56.738 1'57.280	25	0.542
26 87 C. SWAIN	AUS	Yamaha YZF-R3	38.503 +0.152	34.393 +0.605	22.971 +0.284	20.937 +0.272	1'56.804 1'58.117	29	1.313
27 96 M. VICH	ESP	Yamaha YZF-R3	38.501 +0.196	34.254 +0.095	22.863	21.199 +0.038	1'56.817 1'57.146	24	0.329
28 11 F. NOVOTNY	CZE	Kawasaki Ninja 400	38.342	34.407	23.225 +0.678	20.908 +0.407	1'56.882 1'57.967	28	1.085
29 33 G. SANCHEZ	ESP	Yamaha YZF-R3	38.589 +0.256	34.191 +0.070	23.245	21.106 +0.383	1'57.131 1'57.840	26	0.709
30 29 G. ZANNINI	ITA	Kawasaki Ninja 400	38.585 +0.381	34.680 +0.185	23.290	20.822 +0.017	1'57.377 1'57.960	27	0.583
Overall Ideal Time			37.614	33.677	22.643	20.565	1'54.499		

28/03/2025
These data/results cannot be reproduced, stored and/or transmitted in whole or in part by any manner of electronic, mechanical, photocopying, recording, broadcasting or otherwise now known or herein after developed without the previous express consent by the copyright owner, except for reproduction in daily press and regular printed publications on sale to the public within 60 days of the event related to those data/results and always provided that copyright symbol appears together as follows below.
© DORNA WSBK ORGANIZATION Srl 2025





Portimao 4.592 m

Portuguese Round, 28-30 March 2025
Chronological Analysis Tissot Superpole

1° 7 B. FERNANDEZ [1'55.238]							
Lap	Seg1	Seg2	Seg3	Seg4	Lap Time	km/h	Local Time
1	38.600	34.418	23.306	21.086	1'56.695	194,2	16:02'09.625
2	38.242	34.093	22.982	21.039	1'56.995	193,5	16:04'06.320
3	38.295	34.205	23.314	21.275	1'57.089	197,7	16:08'03.463
4	38.444	34.281	23.046	21.170	1'56.941	192,1	16:10'00.404
5	39.384	34.713	23.584	22.090	2'19.771P	188,8	16:12'20.175
6	3'10.806	34.476	24.992	21.101	4'31.375P		16:16'51.550
7	37.795	34.528	24.447	22.664	1'59.434	205,2	16:18'50.984
8	38.424	34.275	24.820	22.340	1'59.859	205,2	16:20'50.843
9	37.711	33.932	22.981	20.614	1'55.238	202,5	16:22'46.081
10	39.065	34.015	23.017	20.783	1'56.880	209,2	16:24'42.961
11	37.769	33.862	23.069	20.773	1'55.473	206,8	16:26'38.434

2° 50 C. THOMPSON [1'55.277]							
Lap	Seg1	Seg2	Seg3	Seg4	Lap Time	km/h	Local Time
1	41.414	35.495	23.747	21.344	2'02.628	190,4	16:04'53.333
2	38.110	34.207	22.643	20.988	1'55.948	193,5	16:06'49.281
3	39.323	36.470	24.134	20.758	2'00.685	190,8	16:08'49.966
4	37.779	34.097	24.023	21.844	2'17.743P	198,8	16:11'07.709
5	4'24.899	34.743	24.109	20.723	5'44.474P		16:16'52.183
6	38.009	35.126	23.949	20.570	1'57.654	201,4	16:18'49.837
7	37.825	34.070	22.711	20.952	1'55.558	213,3	16:20'45.395
8	39.476	34.803	24.065	21.516	1'59.860	191,8	16:22'45.255
9	37.614	33.970	22.645	21.048	1'55.277	205,6	16:24'40.532
10	38.951	34.605	23.051	21.312	1'57.919	191,4	16:26'38.451

3° 66 P. TONN [1'55.321]							
Lap	Seg1	Seg2	Seg3	Seg4	Lap Time	km/h	Local Time
1	37.995	35.143	25.499	21.346	1'55.321	202,2	16:05'32.522
2	39.277	34.152	23.031	21.350	1'57.810C	202,2	16:07'30.332
3	38.203	34.606	26.307	21.631	2'00.747	198,5	16:09'31.079
4	37.929	34.015	23.799	21.375	1'57.118C	204,8	16:11'28.199
5	38.376	34.535	23.037	21.094	1'57.042	193,5	16:13'25.239
6	38.404	34.110	23.075	21.262	1'56.851	194,5	16:15'22.090
7	38.029	33.893	23.143	21.237	1'56.302	199,2	16:17'18.392
8	38.573	34.181	23.210	21.411	1'57.375	196,7	16:19'15.767
9	38.307	33.949	24.742	21.175	1'58.173	197,4	16:21'13.940
10	38.295	34.180	23.137	21.174	1'56.786	198,5	16:23'10.726
11	38.183	34.076	23.152	21.498	1'56.909C	195,6	16:25'07.635

4° 6 J. BUIS [1'55.443]							
Lap	Seg1	Seg2	Seg3	Seg4	Lap Time	km/h	Local Time
1	38.169	35.042	25.007	20.835	1'56.394	196,7	16:03'35.959
2	38.232	33.916	22.919	21.825	1'56.892C	197,7	16:05'32.353
3	40.524	34.089	24.290	22.588	2'01.491	190,8	16:07'29.245
4	37.963	33.921	23.799	22.200	1'57.883C	202,2	16:09'30.736
5	38.011	34.314	22.845	21.224	1'56.394	198,8	16:11'28.619
6	38.430	33.819	22.760	21.125	1'56.134	195,6	16:13'25.013
7	38.426	34.092	24.165	20.870	1'57.553	195,6	16:15'21.147
8	37.850	34.110	22.704	21.082	1'55.746	204,8	16:17'18.700
9	38.441	34.435	27.093	21.096	2'01.065	195,6	16:19'14.446
10	37.960	33.765	22.775	20.943	1'55.443	200,3	16:21'15.511
11	37.763	33.813	22.837	21.046	1'55.459C	202,5	16:23'10.954

5° 12 H. MAIER [1'55.570]							
Lap	Seg1	Seg2	Seg3	Seg4	Lap Time	km/h	Local Time
1	38.565	34.268	23.688	20.693	1'57.214	195,2	16:02'58.103
		34.935	22.958	21.127			16:04'55.317

2	38.126	34.276	25.167	21.695	1'59.264	214,2	16:06'54.581
3	37.822	34.016	23.166	20.833	1'55.837	202,2	16:08'50.418
4	37.935	33.962	23.123	21.258	1'56.278	202,5	16:10'46.696
5	44.405	34.723	23.215	21.088	2'03.431	187,8	16:12'50.127
6	40.973	35.109	23.787	40.585	2'20.454P	201,0	16:15'10.581
7	2'27.717	42.399	33.383	22.456	4'05.955P		16:19'16.536
8	38.131	34.148	25.839	21.278	1'59.396	204,1	16:21'15.932
9	37.868	33.960	22.899	20.843	1'55.570	201,4	16:23'11.502
10	38.362	34.076	23.696	23.273	1'59.407C	201,0	16:25'10.909

6° 47 A. TORRES [1'55.672]							
Lap	Seg1	Seg2	Seg3	Seg4	Lap Time	km/h	Local Time
1	38.677	34.555	24.313	21.239	1'57.073	194,5	16:02'06.403
2	40.055	33.958	23.429	21.495	1'58.937C	190,1	16:06'02.413
3	38.475	34.112	23.260	21.505	1'57.352C	195,6	16:07'59.765
4	38.338	33.943	23.272	21.212	1'56.765	190,8	16:09'56.530
5	38.685	33.884	23.148	21.279	1'56.996	190,1	16:11'53.526
6	39.932	34.785	23.593	41.943	2'20.253P	190,1	16:14'13.779
7	3'13.593	40.029	23.756	21.079	4'38.457P		16:18'52.236
8	38.107	33.677	23.179	20.709	1'55.672	198,1	16:20'47.908
9	37.945	34.474	23.808	20.923	1'57.150	212,5	16:22'45.058
10	38.631	34.307	22.772	20.806	1'56.516	201,4	16:24'41.574
11	38.311	34.316	23.110	21.145	1'56.882	202,5	16:26'38.456

7° 43 M. GAGGI [1'55.685]							
Lap	Seg1	Seg2	Seg3	Seg4	Lap Time	km/h	Local Time
1		34.805	24.613	21.054			16:03'36.587
2	38.719	34.445	23.384	20.903	1'57.451	195,9	16:05'34.038
3	38.240	34.326	22.984	20.970	1'56.520C	207,2	16:07'30.558
4	39.073	34.560	24.314	22.773	2'00.720	195,9	16:09'31.278
5	38.209	34.130	23.704	22.120	1'58.163C	204,8	16:11'29.441
6	37.904	34.160	22.941	21.045	1'56.050	199,9	16:13'25.491
7	38.562	34.284	23.121	20.957	1'56.924	194,2	16:15'22.415
8	38.025	34.135	22.962	21.002	1'56.124	206,8	16:17'18.539
9	38.174	34.257	23.129	22.187	1'57.747	201,8	16:19'16.286
10	40.042	34.099	23.916	21.495	1'59.552	198,1	16:21'15.838
11	37.829	33.957	22.874	21.025	1'55.685	205,2	16:23'11.523
	38.184	35.458	23.248	21.978	1'58.868C	200,3	16:25'10.391

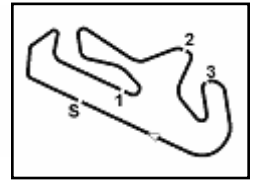
8° 55 U. CALATAYUD [1'55.707]							
Lap	Seg1	Seg2	Seg3	Seg4	Lap Time	km/h	Local Time
1		34.276	24.135	20.786			16:03'37.858
2	37.817	34.113	22.731	21.046	1'55.707	201,0	16:05'33.565
3	38.273	34.275	22.973	21.282	1'56.803C	198,1	16:07'30.368
4	38.405	35.068	25.037	21.464	1'59.974	200,3	16:09'30.342
5	38.486	33.976	23.915	22.579	1'58.956C	190,8	16:11'29.298
6	38.241	34.228	22.842	20.903	1'56.214	197,7	16:13'25.512
7	38.178	33.786	22.758	21.045	1'55.767	197,4	16:15'21.279
	38.063	33.904	25.234	21.118	1'58.319	199,2	16:17'19.598

9° 85 K. SABATUCCI [1'56.022]							
Lap	Seg1	Seg2	Seg3	Seg4	Lap Time	km/h	Local Time
1		34.925	23.825	21.152			16:02'53.228
2	38.924	37.241	25.396	21.424	2'02.985	204,5	16:04'56.213
3	38.250	34.547	23.260	21.201	1'57.258	205,2	16:06'53.471
4	38.384	34.668	24.408	22.032	1'59.492	198,5	16:08'52.963
5	38.575	34.472	23.324	20.930	1'57.301	198,1	16:10'50.264
6	38.298	34.459	23.390	21.396	1'57.543	199,9	16:12'47.807
7	43.052	35.208	23.789	41.705	2'23.754P	194,2	16:15'11.561
8	2'44.569	36.456	23.608	21.123	4'05.756P		16:19'17.317
9	38.273	34.315	24.403	21.784	1'58.775	199,2	16:21'16.092
	38.042	34.119	22.966	20.895	1'56.022	208,4	16:23'12.114

28/03/2025 P = Pits In/Out - C = Lap Time Cancelled

These data/results cannot be reproduced, stored and/or transmitted in whole or in part by any manner of electronic, mechanical, photocopying, recording, broadcasting or otherwise now known or herein after developed without the previous express consent by the copyright owner, except for reproduction in daily press and regular printed publications on sale to the public within 60 days of the event related to those data/results and always provided that copyright symbol appears together as follows below.

© DORNA WSBK ORGANIZATION Srl 2025



Portimao 4.592 m

Portuguese Round, 28-30 March 2025
Chronological Analysis Tissot Superpole

2 / 4

10° 91 M. VANNUCCI [1'56.041]							
Lap	Seg1	Seg2	Seg3	Seg4	Lap Time	km/h	Local Time
		36.071	30.578	22.691			16:02'25.252
1	39.024	34.383	23.167	21.087	1'57.661	189,8	16:04'22.913
2	40.214	36.548	23.573	43.476	2'23.811P	186,8	16:06'46.724
3	2'35.817	43.056	23.468	20.730	4'03.071P		16:10'49.795
4	38.264	34.506	23.326	21.125	1'57.221	201,8	16:12'47.016
5	38.377	34.235	23.080	21.185	1'56.877	197,0	16:14'43.893
6	40.783	41.727	23.803	21.003	2'07.316	188,1	16:16'51.209
7	38.517	34.670	23.584	21.488	1'58.259	210,0	16:18'49.468
8	37.875	34.478	22.856	20.852	1'56.061	206,8	16:20'45.529
9	38.244	34.345	23.173	21.131	1'56.893	194,9	16:22'42.422
10	39.218	39.768	23.095	20.904	2'02.985	188,5	16:24'45.407
11	38.042	34.307	22.948	20.744	1'56.041	198,5	16:26'41.448

11° 79 T. ALONSO [1'56.068]							
Lap	Seg1	Seg2	Seg3	Seg4	Lap Time	km/h	Local Time
		35.153	24.531	21.810			16:02'52.165
1	40.012	37.811	24.479	20.803	2'03.105	199,2	16:04'55.270
2	38.220	34.595	23.276	21.064	1'57.155	210,4	16:06'52.425
3	38.277	34.406	23.372	21.301	1'57.356	206,0	16:08'49.781
4	38.550	34.199	23.652	21.074	1'57.475	190,8	16:10'47.256
5	39.289	37.740	23.281	40.381	2'20.691P	194,2	16:13'07.947
6	2'25.076	34.865	24.035	20.930	3'44.906P		16:16'52.853
7	38.092	34.228	23.370	20.902	1'56.592	201,4	16:18'49.445
8	38.614	33.991	22.897	20.739	1'56.241	205,6	16:20'45.686
9	38.299	34.359	23.593	23.110	1'59.361	197,4	16:22'45.047
10	39.176	34.789	22.920	20.974	1'57.859	201,0	16:24'42.906
11	38.147	33.876	23.196	20.849	1'56.068	204,8	16:26'38.974

12° 53 P. SVOBODA [1'56.126]							
Lap	Seg1	Seg2	Seg3	Seg4	Lap Time	km/h	Local Time
		35.061	24.093	20.927			16:02'51.228
1	43.706	35.121	24.933	21.035	2'04.795	194,5	16:04'56.023
2	38.695	34.404	23.449	42.333	2'18.881P	199,2	16:07'14.904
3	3'06.214	34.872	23.757	21.676	4'26.519P		16:11'41.423
4	39.416	34.879	23.445	21.479	1'59.219	188,1	16:13'40.642
5	39.211	34.662	23.568	39.472	2'16.913P	187,8	16:15'57.555
6	1'35.276	34.919	23.711	21.055	2'54.961P		16:18'52.516
7	38.434	34.273	23.611	20.888	1'57.206	197,7	16:20'49.722
8	38.284	34.594	23.280	20.748	1'56.906	202,2	16:22'46.628
9	38.546	34.540	23.181	20.780	1'57.047	208,0	16:24'43.675
10	38.155	34.139	23.031	20.801	1'56.126	203,7	16:26'39.801

13° 26 M. GENNAI [1'56.127]							
Lap	Seg1	Seg2	Seg3	Seg4	Lap Time	km/h	Local Time
		34.867	23.457	21.179			16:02'55.163
1	38.674	35.984	23.839	20.706	1'59.203	199,2	16:04'54.366
2	38.415	34.271	23.125	20.946	1'56.757	200,3	16:06'51.123
3	38.822	39.575	23.276	20.738	2'02.411	193,2	16:08'53.534
4	38.284	34.053	22.949	20.841	1'56.127	196,7	16:10'49.661
5	38.318	34.883	23.401	41.366	2'17.968P	195,9	16:13'07.629
6	2'22.649	34.474	24.530	21.084	3'42.737P		16:16'50.366
7	38.879	34.238	24.217	21.377	1'58.711	198,8	16:18'49.077
8	39.197	35.045	23.616	20.565	1'58.423	197,7	16:20'47.500
9	38.227	34.470	23.769	20.996	1'57.462	202,5	16:22'44.962
10	38.927	34.401	23.124	20.758	1'57.210	200,7	16:24'42.172
11	38.198	34.009	23.105	20.990	1'56.302	197,4	16:26'38.474

14° 62 K. FONTAINHA [1'56.150]							
Lap	Seg1	Seg2	Seg3	Seg4	Lap Time	km/h	Local Time

		35.728	23.925	40.557			16:03'38.732
1	1'51.425	39.011	23.720	21.654	3'15.810P		16:06'54.542
2	38.589	34.454	23.403	20.852	1'57.298	197,4	16:08'51.840
3	38.490	36.936	23.359	21.120	1'59.905	208,0	16:10'51.745
4	38.559	34.285	23.438	21.314	1'57.596	196,3	16:12'49.341
5	38.972	38.144	24.094	41.163	2'22.373P	188,1	16:15'11.714
6	2'22.296	34.947	23.389	21.202	3'41.834P		16:18'53.548
7	38.285	34.198	23.211	20.834	1'56.528	206,4	16:20'50.076
8	37.968	34.086	23.183	20.913	1'56.150	202,9	16:22'46.226
9	40.577	34.431	23.629	21.112	1'59.749	212,1	16:24'45.975
10	38.405	34.774	23.625	21.193	1'57.997	199,6	16:26'43.972

15° 23 E. BARTOLINI [1'56.170]							
Lap	Seg1	Seg2	Seg3	Seg4	Lap Time	km/h	Local Time
		34.979	25.583	21.287			16:03'37.295
1	38.164	33.979	23.337	21.067	1'56.547	199,6	16:05'33.842
2	38.225	34.650	23.004	20.853	1'56.732C	199,9	16:07'30.574
3	38.325	34.731	25.490	22.058	2'00.604	195,2	16:09'31.178
4	38.190	33.897	23.815	22.445	1'58.347C	206,0	16:11'29.525
5	37.983	34.178	23.115	21.122	1'56.398	201,8	16:13'25.923
6	37.966	34.026	23.082	21.258	1'56.322	204,1	16:15'22.245
7	38.042	33.881	23.075	21.172	1'56.170	204,5	16:17'18.415

16° 27 F. MULYA [1'56.379]							
Lap	Seg1	Seg2	Seg3	Seg4	Lap Time	km/h	Local Time
		36.706	33.973	24.724			16:02'51.284
1	41.273	37.060	24.459	20.872	2'03.664	197,0	16:04'54.948
2	38.662	34.308	23.271	20.716	1'56.957	202,5	16:06'51.905
3	38.573	34.441	25.751	21.072	1'59.837	204,5	16:08'51.742
4	38.236	34.287	23.443	1'17.386	2'53.352P	206,8	16:11'45.094
5	3'56.697	35.695	24.545	40.428	5'37.365P		16:17'22.459
6	1'59.584	37.433	28.279	21.010	3'26.306P		16:20'48.765
7	38.356	34.172	23.415	20.615	1'56.558	203,3	16:22'45.323
8	38.719	34.422	23.367	21.053	1'57.561	199,9	16:24'42.884
9	38.442	34.044	23.319	20.574	1'56.379	206,8	16:26'39.263

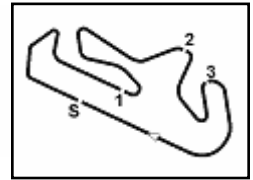
17° 4 E. CAZZANIGA [1'56.474]							
Lap	Seg1	Seg2	Seg3	Seg4	Lap Time	km/h	Local Time
		37.453	28.137	21.661			16:02'45.589
1	40.290	35.249	23.697	21.622	2'00.858	186,8	16:04'46.447
2	39.878	35.131	23.793	21.672	2'00.474	185,5	16:06'46.921
3	39.883	34.991	23.685	21.726	2'00.285	183,4	16:08'47.206
4	39.248	35.162	24.348	21.311	2'00.069	190,4	16:10'47.275
5	39.513	39.858	23.474	21.228	2'04.073	198,5	16:12'51.348
6	38.504	34.925	23.294	21.577	1'58.300	197,4	16:14'49.648
7	39.619	35.128	24.209	21.301	2'00.257	187,8	16:16'49.905
8	38.806	34.943	23.648	21.515	1'58.912	202,5	16:18'48.817
9	40.774	34.486	24.101	21.045	2'00.406	190,4	16:20'49.223
10	38.279	34.191	23.411	21.170	1'57.051	202,2	16:22'46.274
11	39.560	34.501	23.146	20.958	1'58.165	208,8	16:24'44.439
12	38.247	34.079	23.242	20.906	1'56.474	203,7	16:26'40.913

18° 48 J. GARCIA [1'56.590]							
Lap	Seg1	Seg2	Seg3	Seg4	Lap Time	km/h	Local Time
		34.904	23.305	21.612			16:02'05.095
1	39.190	34.424	23.378	21.459	1'58.451	188,5	16:04'03.546
2	40.624	34.750	24.527	22.595	2'02.496	193,2	16:06'06.042
3	38.812	34.250	23.207	21.839	1'58.108	192,1	16:08'04.150
4	38.533	34.199	22.895	21.278	1'56.905	195,6	16:10'01.055
5	38.490	34.679	23.523	41.675	2'18.367P	195,6	16:12'19.422
6	3'38.198	37.108	23.279	21.142	4'59.727P		16:17'19.149
7	38.048	34.247	23.212	21.898	1'57.405	201,0	16:19'16.554
8	37.963	34.093	23.130	21.404	1'56.590	201,4	16:21'13.144

28/03/2025 P = Pits In/Out - C = Lap Time Cancelled

These data/results cannot be reproduced, stored and/or transmitted in whole or in part by any manner of electronic, mechanical, photocopying, recording, broadcasting or otherwise now known or herein after developed without the previous express consent by the copyright owner, except for reproduction in daily press and regular printed publications on sale to the public within 60 days of the event related to those data/results and always provided that copyright symbol appears together as follows below.

© DORNA WSBK ORGANIZATION Srl 2025



Portimao 4.592 m

3 / 4

Portuguese Round, 28-30 March 2025
Chronological Analysis Tissot Superpole

9	39.115	35.277	23.395	21.064	1'58.851	191,1	16:23'11.995
10	38.269	34.301	22.986	22.792	1'58.348C	204,1	16:25'10.343

5	38.821	35.830	24.120	45.833	2'24.604P	194,9	16:13'12.972
6	2'14.888	38.962	24.340	21.069	3'39.259P		16:16'52.231
7	38.495	34.797	24.153	20.822	1'58.267	202,9	16:18'50.498
8	38.556	34.377	23.671	20.879	1'57.483	204,8	16:20'47.981
9	38.635	34.240	23.440	20.960	1'57.275	210,0	16:22'45.256
10	38.138	34.756	22.894	21.108	1'56.896	204,5	16:24'42.152
11	38.630	33.971	23.505	20.731	1'56.837	198,1	16:26'38.989

19° 13 R. FERNANDEZ [1'56.612]

Lap	Seg1	Seg2	Seg3	Seg4	Lap Time	km/h	Local Time
		35.829	24.502	21.595			16:02'51.169
1	42.326	34.962	23.696	21.282	2'02.266	193,8	16:04'53.435
2	38.957	34.381	23.010	21.344	1'57.692	192,8	16:06'51.127
3	38.750	34.438	23.356	21.973	1'58.517	193,8	16:08'49.644
4	38.555	34.184	23.713	42.452	2'18.904P	191,1	16:11'08.548
5	4'23.000	34.398	23.716	21.067	5'42.181P		16:16'50.729
6	38.699	34.715	23.973	21.210	1'58.597	202,5	16:18'49.326
7	39.285	34.417	23.356	21.009	1'58.067	199,2	16:20'47.393
8	38.052	34.566	23.459	21.131	1'57.208	202,2	16:22'44.601
9	38.517	34.236	22.856	21.003	1'56.612	198,8	16:24'41.213
10	38.480	34.694	23.301	20.972	1'57.447	199,2	16:26'38.660

24° 96 M. VICH [1'57.146]

Lap	Seg1	Seg2	Seg3	Seg4	Lap Time	km/h	Local Time
			35.628	23.475	21.573		16:02'33.941
1	40.121	35.039	23.516	21.594	2'00.270	189,1	16:04'34.211
2	39.598	34.800	23.214	21.717	1'59.329	187,2	16:06'33.540
3	39.357	35.370	23.194	21.716	1'59.637	187,8	16:08'33.177
4	39.712	34.827	23.299	21.483	1'59.321	187,5	16:10'32.498
5	39.658	34.961	23.629	41.838	2'20.086P	185,9	16:12'52.584
6	1'16.626	35.034	23.149	21.784	2'36.593P		16:15'29.177
7	39.337	35.069	23.372	41.882	2'19.660P	190,8	16:17'48.837
8	1'44.527	34.802	22.984	21.250	3'03.563P		16:20'52.400
9	38.712	34.254	22.950	21.427	1'57.343	197,7	16:22'49.743
10	38.697	34.349	22.863	21.237	1'57.146	193,8	16:24'46.889
11	38.501	34.291	23.384	21.199	1'57.375	198,5	16:26'44.264

20° 38 D. SALVADOR [1'56.649]

Lap	Seg1	Seg2	Seg3	Seg4	Lap Time	km/h	Local Time
		34.757	23.718	21.078			16:02'05.422
1	39.152	34.298	24.138	21.204	1'58.792	188,1	16:04'04.214
2	38.584	34.394	23.158	21.436	1'57.572	198,1	16:06'01.786
3	38.834	34.334	23.048	21.662	1'57.878C	190,4	16:07'59.664
4	39.649	34.172	23.146	39.444	2'16.411P	189,4	16:10'16.075
5	5'16.767	34.825	23.922	20.742	6'36.256P		16:16'52.331
6	37.753	34.429	23.384	21.083	1'56.649	206,0	16:18'48.980
7	42.109	34.605	30.250	41.371	2'28.335P	194,5	16:21'17.315

25° 16 U. HIDALGO [1'57.280]

Lap	Seg1	Seg2	Seg3	Seg4	Lap Time	km/h	Local Time
			36.190	27.636	22.955		16:02'26.065
1	39.394	34.822	23.556	21.494	1'59.266	188,8	16:04'25.331
2	39.462	34.612	23.525	21.643	1'59.242	186,5	16:06'24.573
3	39.519	34.645	23.662	42.198	2'20.024P	187,2	16:08'44.597
4	2'39.665	36.193	23.821	22.255	4'01.934P		16:12'46.531
5	39.489	34.731	23.150	21.661	1'59.031	184,6	16:14'45.562
6	39.933	38.126	24.305	21.699	2'04.063	188,1	16:16'49.625
7	39.853	35.225	23.469	21.226	1'59.773	191,4	16:18'49.398
8	39.326	34.420	23.439	20.911	1'58.096	198,8	16:20'47.494
9	39.287	34.385	23.605	20.980	1'58.257	202,2	16:22'45.751
10	38.913	34.804	23.028	21.188	1'57.933	201,4	16:24'43.684
11	38.536	34.263	23.223	21.258	1'57.280	204,5	16:26'40.964

21° 39 J. RISUENO [1'56.680]

Lap	Seg1	Seg2	Seg3	Seg4	Lap Time	km/h	Local Time
		34.464	23.685	21.111			16:03'00.724
1	38.734	34.103	23.329	21.011	1'57.177	193,8	16:04'57.901
2	38.782	34.143	23.824	20.822	1'57.571	195,9	16:06'55.472
3	38.117	34.342	23.431	20.790	1'56.680	199,9	16:08'52.152
4	38.232	51.387	26.352	41.760	2'37.731P	204,5	16:11'29.883
5	6'06.791	35.222	23.354	21.065	7'26.432P		16:18'56.315
6	38.474	34.904	26.434	22.283	2'02.095	192,8	16:20'58.410
7	39.068	41.976	30.122	21.486	2'12.652	192,1	16:23'11.062
8	39.556	34.224	23.422	22.155	1'59.357C	200,3	16:25'10.419

26° 33 G. SANCHEZ [1'57.840]

Lap	Seg1	Seg2	Seg3	Seg4	Lap Time	km/h	Local Time
			36.432	24.133	21.737		16:02'27.398
1	39.148	34.517	23.443	21.106	1'58.214	194,9	16:04'25.612
2	38.845	34.261	23.245	21.489	1'57.840	195,9	16:06'23.452
3	38.825	34.191	23.930	43.566	2'20.512P	190,4	16:08'43.964
4	3'12.352	36.712	24.748	21.845	4'35.657P		16:13'19.621
5	39.884	35.454	25.152	23.014	2'03.504	188,8	16:15'23.125

22° 9 E. ERCOLANI [1'56.749]

Lap	Seg1	Seg2	Seg3	Seg4	Lap Time	km/h	Local Time
		34.906	24.124	20.932			16:02'51.437
1	39.625	36.925	23.851	21.451	2'01.852	195,9	16:04'53.289
2	38.887	34.082	22.834	21.159	1'56.962	193,2	16:06'50.251
3	38.543	34.230	23.038	21.310	1'57.121	186,2	16:08'47.372
4	38.566	34.859	24.202	21.759	1'59.386	191,1	16:10'46.758
5	42.563	34.222	23.341	21.235	2'01.361	186,2	16:12'48.119
6	38.155	34.249	22.919	21.428	1'56.751	200,3	16:14'44.870
7	40.230	38.358	24.312	21.589	2'04.489	184,0	16:16'49.359
8	39.706	34.760	23.948	21.293	1'59.707	186,5	16:18'49.066
9	39.430	34.294	23.087	21.133	1'57.944	194,2	16:20'47.010
10	38.393	34.374	23.172	21.297	1'57.236	194,5	16:22'44.246
11	38.756	34.175	22.818	21.000	1'56.749	191,1	16:24'40.995
12	39.044	34.510	23.957	20.746	1'58.257	194,9	16:26'39.252

27° 29 G. ZANNINI [1'57.960]

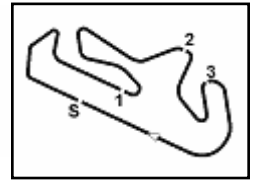
Lap	Seg1	Seg2	Seg3	Seg4	Lap Time	km/h	Local Time
			35.253	23.902	21.190		16:02'51.234
1	39.435	37.131	23.822	21.788	2'02.176	199,6	16:04'53.410
2	38.966	34.865	23.290	20.839	1'57.960	191,4	16:06'51.370
3	38.962	35.443	24.202	21.137	1'59.744	201,4	16:08'51.114
4	42.752	37.050	24.290	41.259	2'25.351P	198,5	16:11'16.465
5	4'14.723	35.142	23.679	21.070	5'34.614P		16:16'51.079
6	38.839	34.979	23.525	21.101	1'58.444	204,8	16:18'49.523
7	38.585	34.696	24.010	20.822	1'58.113	205,2	16:20'47.636
8	38.669	34.680	24.010	21.074	1'58.433	202,2	16:22'46.069
9	38.893	34.886	23.405	21.171	1'58.355	210,0	16:24'44.424
10	38.841	35.808	23.844	21.042	1'59.535	202,2	16:26'43.959

23° 36 F. TOREOTTULLAH [1'56.827]

Lap	Seg1	Seg2	Seg3	Seg4	Lap Time	km/h	Local Time
		36.834	34.935	24.398			16:02'52.374
1	40.767	36.823	24.311	20.818	2'02.719	207,2	16:04'55.093
2	38.143	34.446	23.124	21.114	1'56.827	206,4	16:06'51.920
3	38.657	34.616	25.151	21.058	1'59.482	207,2	16:08'51.402
4	38.149	34.109	23.432	21.276	1'56.966	200,7	16:10'48.368

28° 11 F. NOVOTNY [1'57.967]

||
||
||



Portimao 4.592 m

4 / 4

Portuguese Round, 28-30 March 2025
Chronological Analysis Tissot Superpole

		35.167	23.635	21.001			16:02'53.260
1	39.375	35.945	24.111	21.047	2'00.478	201,4	16:04'53.738
2	38.769	35.046	23.998	20.908	1'58.721	203,7	16:06'52.459
3	38.539	34.912	24.334	21.040	1'58.825	204,1	16:08'51.284
4	38.730	36.608	23.726	21.264	2'00.328	198,5	16:10'51.612
5	38.987	34.496	23.372	21.219	1'58.074	194,5	16:12'49.686
6	38.816	38.164	23.534	41.269	2'21.783P	196,3	16:15'11.469
7	2'44.858	36.616	23.630	20.966	4'06.070P		16:19'17.539
8	38.342	34.407	23.903	21.315	1'57.967	203,7	16:21'15.506
9	38.913	34.945	23.225	21.255	1'58.338	196,7	16:23'13.844
10	38.936	34.653	23.359	21.329	1'58.277C	194,5	16:25'12.121

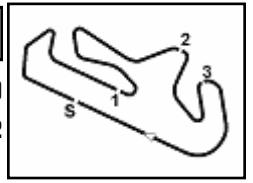
29° 87 C. SWAIN [1'58.117]							
Lap	Seg.1	Seg.2	Seg.3	Seg.4	Lap Time	km/h	Local Time
		36.787	27.386	21.693			16:02'41.497
1	39.745	35.148	23.911	21.337	2'00.141	192,8	16:04'41.638
2	39.275	35.028	23.491	21.361	1'59.155	191,8	16:06'40.793
3	39.161	35.059	23.508	21.229	1'58.957	191,8	16:08'39.750
4	40.012	35.536	32.748	21.217	2'09.513	191,4	16:10'49.263
5	38.700	38.424	23.478	21.155	2'01.757	197,0	16:12'51.020
6	38.617	34.943	26.801	41.685	2'22.046P	197,7	16:15'13.066
7	2'20.808	35.239	23.499	20.937	3'40.483P		16:18'53.549
8	38.655	34.998	23.255	21.209	1'58.117	202,5	16:20'51.666
9	38.503	34.606	24.333	21.111	1'58.553	200,7	16:22'50.219

30° 77 J. OSUNA [1'58.464]							
Lap	Seg.1	Seg.2	Seg.3	Seg.4	Lap Time	km/h	Local Time
		34.626	23.333	20.810			16:02'55.209
1	38.422	35.219	23.725	21.098	1'58.464	199,2	16:04'53.673

28/03/2025 P = Pits In/Out - C = Lap Time Cancelled

These data/results cannot be reproduced, stored and/or transmitted in whole or in part by any manner of electronic, mechanical, photocopying, recording, broadcasting or otherwise now known or herein after developed without the previous express consent by the copyright owner, except for reproduction in daily press and regular printed publications on sale to the public within 60 days of the event related to those data/results and always provided that copyright symbol appears together as follows below.

© DORNA WSBK ORGANIZATION Srl 2025



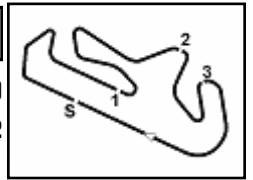
Portuguese Round, 28–30 March 2025
Best Laps & Speeds

No.	Rider Bike	Nat	Best Lap		FP		SP												
			LL	SPD	LL	SPD	LL	SPD											
1	66 P. TONN KTM RC 390 R	GER	1'55.141 22 210,0		1'55.141 11 210,0		1'55.321 11 204,8												
2	7 B. FERNANDEZ Kove 321 RR-5	ESP	1'55.238 19 209,2		1'55.836 8 208,4		1'55.238 11 209,2												
3	50 C. THOMPSON Kawasaki Ninja 400	AUS	1'55.277 18 213,3		1'55.858 8 197,7		1'55.277 10 213,3												
4	6 J. BUIS KTM RC 390 R	NED	1'55.443 22 207,6		1'55.562 11 207,6		1'55.443 11 204,8												
5	12 H. MAIER Yamaha YZF-R3	BRA	1'55.570 21 214,2		1'55.639 11 208,4		1'55.570 10 214,2												
6	55 U. CALATAYUD Yamaha YZF-R3	ESP	1'55.613 18 207,6		1'55.613 11 207,6		1'55.707 7 206,4												
7	47 A. TORRES Kawasaki Ninja 400	ESP	1'55.672 23 212,5		1'56.277 12 205,2		1'55.672 11 212,5												
8	43 M. GAGGI Yamaha YZF-R3	ITA	1'55.685 21 207,2		1'56.776 10 204,8		1'55.685 11 207,2												
9	48 J. GARCIA Kawasaki Ninja 400	ESP	1'55.813 19 205,2		1'55.813 9 205,2		1'56.590 10 204,1												
10	85 K. SABATUCCI Kawasaki Ninja 400	ITA	1'56.022 22 208,4		1'56.242 12 205,6		1'56.022 10 208,4												
11	91 M. VANNUCCI Yamaha YZF-R3	ITA	1'56.041 20 210,0		1'56.660 9 208,0		1'56.041 11 210,0												
12	79 T. ALONSO Kawasaki Ninja 400	POR	1'56.068 21 210,4		1'56.500 10 200,3		1'56.068 11 210,4												
13	77 J. OSUNA Kawasaki Ninja 400	ESP	1'56.124 11 207,6		1'56.124 10 207,6		1'58.464 1 200,3												
14	53 P. SVOBODA Kawasaki Ninja 400	CZE	1'56.126 18 208,0		1'57.283 8 197,4		1'56.126 10 208,0												
15	26 M. GENNAI Kawasaki Ninja 400	ITA	1'56.127 20 204,8		1'56.587 9 204,8		1'56.127 11 202,5												
16	62 K. FONTAINHA Yamaha YZF-R3	BRA	1'56.150 22 212,1		1'56.552 12 205,6		1'56.150 10 212,1												
17	23 E. BARTOLINI Yamaha YZF-R3	ITA	1'56.170 15 206,0		1'56.666 8 203,7		1'56.170 7 206,0												
18	38 D. SALVADOR Kawasaki Ninja 400	ESP	1'56.277 19 206,0		1'56.277 12 201,8		1'56.649 7 206,0												
19	27 F. MULYA Yamaha YZF-R3	INA	1'56.379 18 207,2		1'56.859 9 207,2		1'56.379 9 206,8												
20	4 E. CAZZANIGA Yamaha YZF-R3	ITA	1'56.474 24 208,8		1'58.004 12 204,5		1'56.474 12 208,8												
21	13 R. FERNANDEZ Kawasaki Ninja 400	ESP	1'56.612 19 204,1		1'57.035 9 204,1		1'56.612 10 202,5												
22	39 J. RISUENO Yamaha YZF-R3	ESP	1'56.680 18 204,5		1'57.769 10 203,7		1'56.680 8 204,5												
23	9 E. ERCOLANI Kawasaki Ninja 400	ITA	1'56.749 24 203,3		1'57.276 12 203,3		1'56.749 12 200,3												
24	36 F. TOREQOTTULLAH Yamaha YZF-R3	INA	1'56.827 20 210,0		1'57.585 9 199,9		1'56.827 11 210,0												
25	96 M. VICH Yamaha YZF-R3	ESP	1'57.146 16 200,7		1'58.666 5 200,7		1'57.146 11 198,5												

28/03/2025

These data/results cannot be reproduced, stored and/or transmitted in whole or in part by any manner of electronic, mechanical, photocopying, recording, broadcasting or otherwise now known or herein after developed without the previous express consent by the copyright owner, except for reproduction in daily press and regular printed publications on sale to the public within 60 days of the event related to those data/results and always provided that copyright symbol appears together as follows below.

© DORNA WSBK ORGANIZATION Srl 2025



Portimao 4.592 m

Portuguese Round, 28–30 March 2025
Best Laps & Speeds

2 / 2

No.	Rider Bike	Nat	Best Lap		FP		SP							
			LL	SPD	LL	SPD	LL	SPD						
26	16 U. HIDALGO Kawasaki Ninja 400	ESP	1'57.280 20	204,5	1'59.563 9	196,7	1'57.280 11	204,5						
27	87 C. SWAIN Yamaha YZF-R3	AUS	1'57.444 19	206,0	1'57.444 10	206,0	1'58.117 9	202,5						
28	29 G. ZANNINI Kawasaki Ninja 400	ITA	1'57.456 20	210,0	1'57.456 10	207,6	1'57.960 10	210,0						
29	11 F. NOVOTNY Kawasaki Ninja 400	CZE	1'57.463 22	204,1	1'57.463 12	203,7	1'57.967 10	204,1						
30	33 G. SANCHEZ Yamaha YZF-R3	ESP	1'57.840 6	207,6	1'58.323 1	207,6	1'57.840 5	198,1						

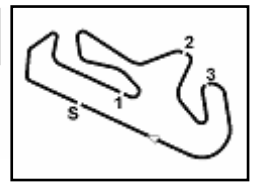
28/03/2025

These data/results cannot be reproduced, stored and/or transmitted in whole or in part by any manner of electronic, mechanical, photocopying, recording, broadcasting or otherwise now known or herein after developed without the previous express consent by the copyright owner, except for reproduction in daily press and regular printed publications on sale to the public within 60 days of the event related to those data/results and always provided that copyright symbol appears together as follows below.

© DORNA WSBK ORGANIZATION Srl 2025

FICR PERUGIA TIMING





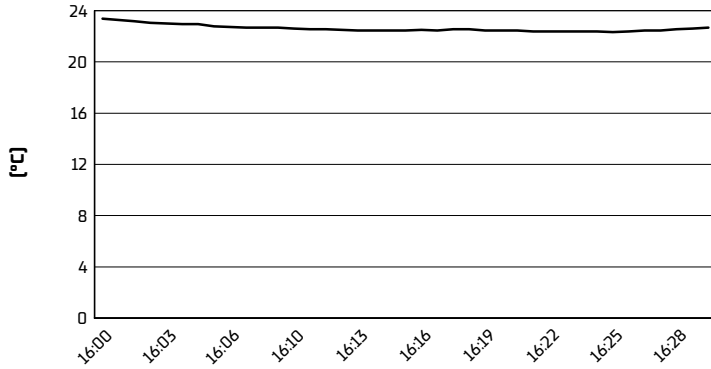
Portimao 4.592 m

Portuguese Round, 28-30 March 2025

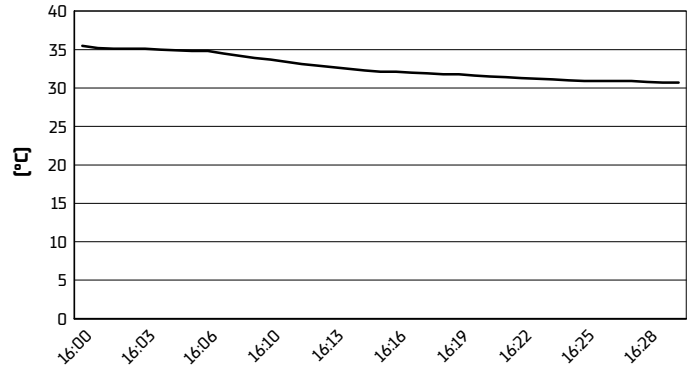
Weather Report Tissot Superpole

Session started 16:00 - Session ended 16:30

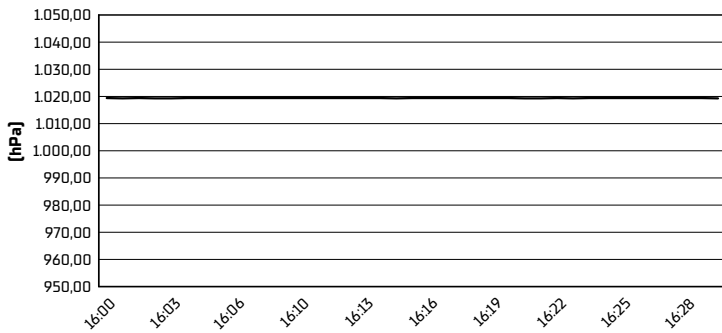
Air Temperature



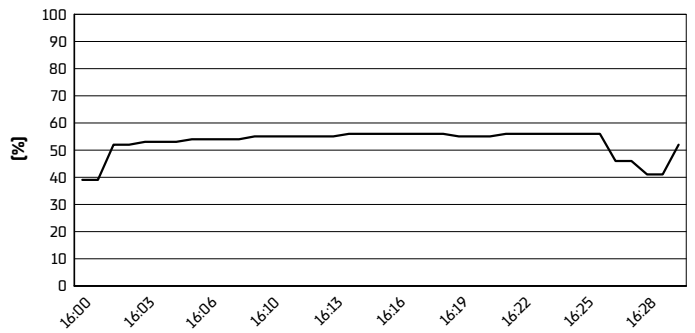
Track Temperature



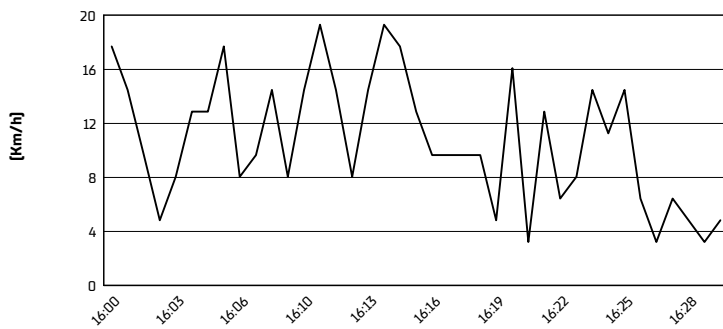
Air Pressure



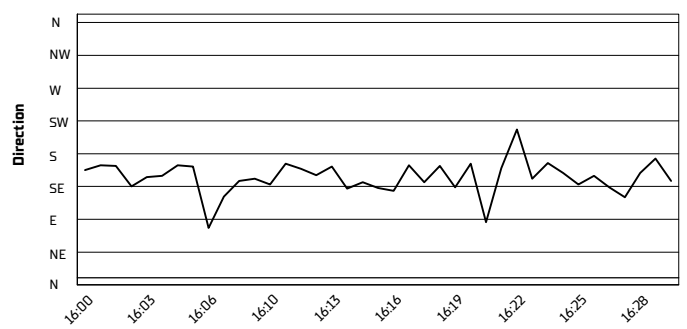
Humidity



Wind Speed



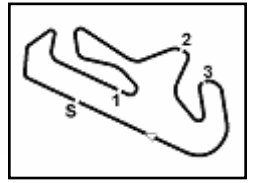
Wind Direction



28/03/2025

These data/results cannot be reproduced, stored and/or transmitted in whole or in part by any manner of electronic, mechanical, photocopying, recording, broadcasting or otherwise now known or herein after developed without the previous express consent by the copyright owner, except for reproduction in daily press and regular printed publications on sale to the public within 60 days of the event related to those data/results and always provided that copyright symbol appears together as follows below.

© DORNA WSBK ORGANIZATION Srl 2025



Portimao 4.592 m

Portuguese Round, 28–30 March 2025
Tissot Superpole Winners

	2022	2023	2024	2025
01 Portimao	Geiger [Ger] Kaw 1'55.008 [143,7 Km/h]	Perez Gonzalez [Esp] Kaw 1'54.428 [144,5 Km/h]	Veneman [Ned] Kaw 1'55.399 [143,3 Km/h]	Fernandez [Esp] Kov 1'55.238 [143,5 Km/h]
02 Assen	Steeman [Ned] Kaw 1'48.961 [150,1 Km/h]	Vannucci [Ita] Yam 1'51.220 [147,0 Km/h]	Seabright [Gbr] Kaw 1'55.372 [141,7 Km/h]	
03 Most	Sabatucci [Ita] Kaw 1'47.921 [140,5 Km/h]	Perez Gonzalez [Esp] Kaw 1'46.162 [142,8 Km/h]	Veneman [Ned] Kaw 1'46.137 [142,9 Km/h]	
04 Misano	Vannucci [Ita] Yam 1'48.501 [140,2 Km/h]	Buis [Ned] Kaw 1'49.297 [139,2 Km/h]	Mogeda [Esp] Kaw 1'49.278 [139,2 Km/h]	
05 Magny-Cours	Steeman [Ned] Kaw 1'51.859 [142,0 Km/h]	Geiger [Ger] Ktm 1'52.710 [140,9 Km/h]	Mahendra [Ina] Yam 1'52.513 [141,1 Km/h]	
06 Aragon	Garcia [Esp] Yam 2'06.908 [144,0 Km/h]	Vannucci [Ita] Yam 2'06.119 [144,9 Km/h]	Veneman [Ned] Kaw 2'06.300 [144,7 Km/h]	
07 Estoril	Okaya [Jpn] Kaw 1'50.476 [136,3 Km/h]			
08 Jerez			Thompson [Aus] Kaw 1'51.999 [142,2 Km/h]	

2025

1 B. Fernandez

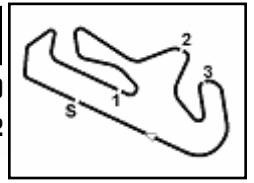
ALL TIMES

6 V. Steeman	1 B. Fernandez
5 M. Perez	1 J. Garcia
3 A. Carrasco	1 I. Iglesias Bravo
3 A. Coppola	1 N. Kalinin
3 S. Deroue	1 M. Kawakami
3 D. Geiger	1 A. Mahendra
3 M. Gonzalez	1 H. Maier
3 G. Hendra	1 D. Mogeda
3 A. Huertas	1 A. Muel
3 M. Vannucci	1 K. Sabatucci
3 L. Veneman	1 B. Sanchez
2 T. Booth-Amos	1 F. Seabright
2 J. Buis	1 C. Thompson
2 M. Garcia	
2 T. Kawakami	
2 Y. Okaya	
2 J. Perez Gonzalez	
2 B. Sofuoglu	
1 T. Edwards	

28/03/2025

These data/results cannot be reproduced, stored and/or transmitted in whole or in part by any manner of electronic, mechanical, photocopying, recording, broadcasting or otherwise now known or herein after developed without the previous express consent by the copyright owner, except for reproduction in daily press and regular printed publications on sale to the public within 60 days of the event related to those data/results and always provided that copyright symbol appears together as follows below.

© DORNA WSBK ORGANIZATION Srl 2025



Portimao 4.592 m

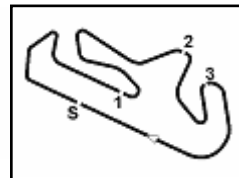
Portuguese Round, 28–30 March 2025
Tissot Superpole Award

	Points	Points From First	Points From Previous	March 30 PORTIMAO	April 13 ASSEN	May 18 MOST	June 15 MISANO	September 7 MAGNY-COURS	September 28 ARAGON	October 12 ESTORIL	October 19 JEREZ									
1 FERNANDEZ Benat (ESP)	12			12																
2 THOMPSON Carter (AUS)	9	3		9																
3 TONN Phillip (GER)	7	5	2	7																
4 BUIS Jeffrey (NED)	6	6	1	6																
5 MAIER Humberto (BRA)	5	7	1	5																
6 TORRES Antonio (ESP)	4	8	1	4																
7 GAGGI Marco (ITA)	3	9	1	3																
8 CALATAYUD Unai (ESP)	2	10	1	2																
9 SABATUCCI Kevin (ITA)	1	11	1	1																

28/03/2025 Odd points columns: Tissot Superpole Even points columns: Tissot Superpole Race

These data/results cannot be reproduced, stored and/or transmitted in whole or in part by any manner of electronic, mechanical, photocopying, recording, broadcasting or otherwise now known or herein after developed without the previous express consent by the copyright owner, except for reproduction in daily press and regular printed publications on sale to the public within 60 days of the event related to those data/results and always provided that copyright symbol appears together as follows below.

© DORNA WSBK ORGANIZATION Srl 2025



Portimao 4.592 m

Portuguese Round, 28-30 March 2025
Provisional Starting Grid - Race 1 (11 Laps x 4,592 km = 50,512 km)

1	1	7 FERNANDEZ B. Kove 1'55.238	2	50 THOMPSON C. Kawasaki 1'55.277	3	66 TONN P. KTM 1'55.321
2	4	6 BUIS J. KTM 1'55.443	5	12 MAIER H. Yamaha 1'55.570	6	47 TORRES A. Kawasaki 1'55.672
3	7	43 GAGGI M. Yamaha 1'55.685	8	55 CALATAYUD U. Yamaha 1'55.707	9	85 SABATUCCI K. Kawasaki 1'56.022
4	10	91 VANNUCCI M. Yamaha 1'56.041	11	79 ALONSO T. Kawasaki 1'56.068	12	53 SVOBODA P. Kawasaki 1'56.126
5	13	26 GENNAI M. Kawasaki 1'56.127	14	62 FONTAINHA K. Yamaha 1'56.150	15	23 BARTOLINI E. Yamaha 1'56.170
6	16	27 MULYA F. Yamaha 1'56.379	17	4 CAZZANIGA E. Yamaha 1'56.474	18	48 GARCIA J. Kawasaki 1'56.590
7	19	13 FERNANDEZ R. Kawasaki 1'56.612	20	38 SALVADOR D. Kawasaki 1'56.649	21	39 RISUENO J. Yamaha 1'56.680
8	22	9 ERCOLANI E. Kawasaki 1'56.749	23	36 TOREQOTTULLAH F. Yamaha 1'56.827	24	96 VICH M. Yamaha 1'57.146
9	25	16 HIDALGO U. Kawasaki 1'57.280	26	33 SANCHEZ G. Yamaha 1'57.840	27	29 ZANNINI G. Kawasaki 1'57.960
10	28	11 NOVOTNY F. Kawasaki 1'57.967	29	87 SWAIN C. Yamaha 1'58.117	30	77 OSUNA J. Kawasaki 1'58.464

28/03/2025 The Race Director

These data/results cannot be reproduced, stored and/or transmitted in whole or in part by any manner of electronic, mechanical, photocopying, recording, broadcasting or otherwise now known or herein after developed without the previous express consent by the copyright owner, except for reproduction in daily press and regular printed publications on sale to the public within 60 days of the event related to those data/results and always provided that copyright symbol appears together as follows below. © DORNA WSBK ORGANIZATION Srl 2025