

## Aragon Round, 29-31 May 2026

### Results Free Practice 3rd Session

No.	Rider	Nat	Team	Bike	Class	Time	Gap	Rel.	Laps	Speed	
										Avg	Max
1	<b>47 A. BASSANI</b>	ITA	bimota by Kawasaki Racing Team	bimota KB998 Rimini		<b>1'48.169</b>			8	168,969	<b>313,0</b>
2	<b>11 N. BULEGA</b>	ITA	Aruba.it Racing - Ducati	Ducati Panigale V4R		<b>1'48.218</b>	0.049	0.049	10	168,892	<b>313,0</b>
3	<b>67 A. SURRA</b>	ITA	Motocorsa Racing	Ducati Panigale V4R	IND	<b>1'48.251</b>	0.082	0.033	10	168,841	<b>315,8</b>
4	<b>5 Y. MONTELLA</b>	ITA	Barni Spark Racing Team	Ducati Panigale V4R	IND	<b>1'48.274</b>	0.105	0.023	10	168,805	<b>314,9</b>
5	<b>7 I. LECUONA</b>	ESP	Aruba.it Racing - Ducati	Ducati Panigale V4R		<b>1'48.290</b>	0.121	0.016	10	168,780	<b>320,5</b>
6	<b>22 A. LOWES</b>	GBR	bimota by Kawasaki Racing Team	bimota KB998 Rimini		<b>1'48.355</b>	0.186	0.065	8	168,679	<b>314,0</b>
7	<b>34 L. BALDASSARRI</b>	ITA	Team Goeleven	Ducati Panigale V4R	IND	<b>1'48.406</b>	0.237	0.051	10	168,600	<b>314,9</b>
8	<b>95 T. MACKENZIE</b>	GBR	MGM Optical Express Racing	Ducati Panigale V4R	IND	<b>1'48.436</b>	0.267	0.030	7	168,553	<b>313,0</b>
9	<b>31 G. GERLOFF</b>	USA	Kawasaki WorldSBK Team	Kawasaki ZX-10RR		<b>1'48.449</b>	0.280	0.013	9	168,533	<b>314,9</b>
10	<b>46 T. BRIDEWELL</b>	GBR	Superbike Advocates	Ducati Panigale V4R	IND	<b>1'48.465</b>	0.296	0.016	8	168,508	<b>316,7</b>
11	<b>60 M. VAN DER MARK</b>	NED	ROKiT BMW Motorrad WorldSBK Team	BMW M 1000 RR		<b>1'48.600</b>	0.431	0.135	9	168,298	<b>318,6</b>
12	<b>55 A. LOCATELLI</b>	ITA	Pata Maxus Yamaha	Yamaha YZF R1		<b>1'48.621</b>	0.452	0.021	8	168,266	<b>312,1</b>
13	<b>97 X. VIERGE</b>	ESP	Pata Maxus Yamaha	Yamaha YZF R1		<b>1'48.911</b>	0.742	0.290	8	167,818	<b>313,0</b>
14	<b>19 A. BAUTISTA</b>	ESP	Barni Spark Racing Team	Ducati Panigale V4R	IND	<b>1'48.981</b>	0.812	0.070	8	167,710	<b>313,0</b>
15	<b>96 J. DIXON</b>	GBR	Honda HRC	Honda CBR1000RR-R SP		<b>1'49.077</b>	0.908	0.096	7	167,562	<b>312,1</b>
16	<b>35 S. CHANTRA</b>	THA	Honda HRC	Honda CBR1000RR-R SP		<b>1'49.212</b>	1.043	0.135	10	167,355	<b>313,0</b>
17	<b>87 R. GARDNER</b>	AUS	GYTR GRT Yamaha WorldSBK Team	Yamaha YZF R1		<b>1'49.392</b>	1.223	0.180	8	167,080	<b>313,0</b>
18	<b>38 H. SOOMER</b>	EST	ROKiT BMW Motorrad WorldSBK Team	BMW M 1000 RR		<b>1'49.432</b>	1.263	0.040	9	167,019	<b>311,2</b>
19	<b>54 B. SOFUOGLU</b>	TUR	Motoxracing WorldSBK Team	Yamaha YZF R1	IND	<b>1'49.720</b>	1.551	0.288	8	166,580	<b>310,3</b>
20	<b>62 S. MANZI</b>	ITA	GYTR GRT Yamaha WorldSBK Team	Yamaha YZF R1		<b>1'49.849</b>	1.680	0.129	8	166,385	<b>314,0</b>
21	<b>13 M. RATO</b>	ITA	Motoxracing WorldSBK Team	Yamaha YZF R1	IND	<b>1'51.011</b>	2.842	1.162	6	164,643	<b>310,3</b>
----- <b>Out 105% in this Session</b> -----											
22	<b>14 S. LOWES</b>	GBR	ELF Marc VDS Racing Team	Ducati Panigale V4R	IND				0		<b>307,7</b>

Qualifying Lap Time (105% of 1'48.169): **1'53.578**

AIR	Humidity:	50%	Temp:	23°C
TRACK	Condition:	Dry	Temp:	32°C

Records	Pole	[SP]	2025	N.Bulega	1'47.332	170,290 Km/h
	Race	[SPRC]	2024	T.Razgatioglu	1'47.935	169,340 Km/h
	All Times	[SP]	2025	N.Bulega	1'47.332	170,290 Km/h

30/05/2026      Start 09:40      End 10:03      The results are provisional until the end of the time limit for protests and appeals and the completion of the technical checks.      Clerk Of The Course: **Jose Luis Omella**      Publication Time: **10:06**

These data/results cannot be reproduced, stored and/or transmitted in whole or in part by any manner of electronic, mechanical, photocopying, recording, broadcasting or otherwise now known or herein after developed without the previous express consent by the copyright owner, except for reproduction in daily press and regular printed publications on sale to the public within 60 days of the event related to those data/results and always provided that copyright symbol appears together as follows below.

© DORNA WSBK ORGANIZATION Srl 2026

### Session Highlights

Local Time	No. Rider	Description
09.40.00		Start of Session
09.42.28		Yellow Flag Out - Turn 5-6
09.43.03	<b>14 S. LOWES</b>	#14 Crashed - Turn 5
09.43.18		Yellow Flag Out - Turn 5-6
09.43.45		Yellow Flag In - Turn 5-6
09.43.45		Riders Under Yellow Flag at Turn 5-6: #60 #54 #13 #5 #67 #46 #62 #87 #7 #22 #55 #97 #35 #34 #47 #11 #96 #19
09.47.53	<b>5 Y. MONTELLA</b>	#5 Lap Time Cancelled [1'48.585] - Exceeded Track Limits - Turn 13
09.48.24	<b>62 S. MANZI</b>	#62 On Asphalt - Rejoined - Turn 1
10.00.07	<b>22 A. LOWES</b>	#22 On Asphalt - Rejoined - Turn 1
10.00.07	<b>35 S. CHANTRA</b>	#35 On Asphalt - Rejoined - Turn 1
10.03.01		End of Session

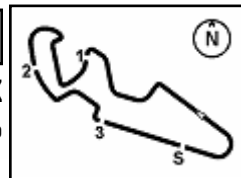
### Fastest Laps Sequence

No.	Rider	Nat	Team	Bike	Local Time	Time	Gap	Avg
<b>31</b>	<b>G. GERLOFF</b>	USA	Kawasaki WorldSBK Team	Kawasaki ZX-10RR	09:43'46.665	<b>1'49.975</b>		166,194
<b>31</b>	<b>G. GERLOFF</b>	USA	Kawasaki WorldSBK Team	Kawasaki ZX-10RR	09:45'36.317	<b>1'49.652</b>	-0.323	166,684
<b>5</b>	<b>Y. MONTELLA</b>	ITA	Barni Spark Racing Team	Ducati Panigale V4R	09:46'01.873	<b>1'49.107</b>	-0.545	167,516
<b>67</b>	<b>A. SURRA</b>	ITA	Motocorsa Racing	Ducati Panigale V4R	09:46'02.081	<b>1'49.031</b>	-0.076	167,633
<b>7</b>	<b>I. LECUONA</b>	ESP	Aruba.it Racing - Ducati	Ducati Panigale V4R	09:46'05.301	<b>1'48.647</b>	-0.384	168,226
<b>67</b>	<b>A. SURRA</b>	ITA	Motocorsa Racing	Ducati Panigale V4R	09:47'50.676	<b>1'48.595</b>	-0.052	168,306
<b>7</b>	<b>I. LECUONA</b>	ESP	Aruba.it Racing - Ducati	Ducati Panigale V4R	09:47'53.661	<b>1'48.360</b>	-0.235	168,671
<b>7</b>	<b>I. LECUONA</b>	ESP	Aruba.it Racing - Ducati	Ducati Panigale V4R	09:49'41.951	<b>1'48.290</b>	-0.070	168,780
<b>5</b>	<b>Y. MONTELLA</b>	ITA	Barni Spark Racing Team	Ducati Panigale V4R	09:51'27.269	<b>1'48.274</b>	-0.016	168,805
<b>67</b>	<b>A. SURRA</b>	ITA	Motocorsa Racing	Ducati Panigale V4R	09:51'27.641	<b>1'48.251</b>	-0.023	168,841
<b>11</b>	<b>N. BULEGA</b>	ITA	Aruba.it Racing - Ducati	Ducati Panigale V4R	09:53'52.146	<b>1'48.218</b>	-0.033	168,892
<b>47</b>	<b>A. BASSANI</b>	ITA	bimota by Kawasaki Racing Team	bimota KB998 Rimini	09:58'31.805	<b>1'48.169</b>	-0.049	168,969

30/05/2026 Start 09:40 End 10:03 The results are provisional until the end of the time limit for protests and appeals and the completion of the technical checks. Clerk Of The Course: **Jose Luis Omella** Publication Time: **10:06**

These data/results cannot be reproduced, stored and/or transmitted in whole or in part by any manner of electronic, mechanical, photocopying, recording, broadcasting or otherwise now known or herein after developed without the previous express consent by the copyright owner, except for reproduction in daily press and regular printed publications on sale to the public within 60 days of the event related to those data/results and always provided that copyright symbol appears together as follows below.

© DORNA WSBK ORGANIZATION Srl 2026



## Aragon Round, 29-31 May 2026

### Free Practices Combined Results

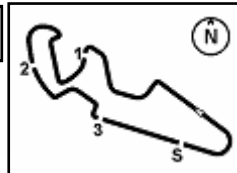
No.	Rider	Nat	Team	Bike	Class	FP1	FP2	FP3	Time	Gap	Rel.	Avg	LL
1	<b>47 A. BASSANI</b>	ITA	bimota by Kawasaki Racing Team	bimota KB998 Rimini		1'49.495	1'49.856	<b>1'48.169</b>	<b>1'48.169</b>			168,969	40
2	<b>11 N. BULEGA</b>	ITA	Aruba.it Racing - Ducati	Ducati Panigale V4R		1'48.916	1'49.659	<b>1'48.218</b>	<b>1'48.218</b>	0.049	0.049	168,892	48
3	<b>67 A. SURRA</b>	ITA	Motocorsa Racing	Ducati Panigale V4R	IND	1'49.786	1'50.430	<b>1'48.251</b>	<b>1'48.251</b>	0.082	0.033	168,841	42
4	<b>5 Y. MONTELLA</b>	ITA	Barni Spark Racing Team	Ducati Panigale V4R	IND	1'49.609	1'49.888	<b>1'48.274</b>	<b>1'48.274</b>	0.105	0.023	168,805	44
5	<b>7 I. LECUONA</b>	ESP	Aruba.it Racing - Ducati	Ducati Panigale V4R		1'48.938	1'49.578	<b>1'48.290</b>	<b>1'48.290</b>	0.121	0.016	168,780	43
6	<b>22 A. LOWES</b>	GBR	bimota by Kawasaki Racing Team	bimota KB998 Rimini		1'49.442	1'50.142	<b>1'48.355</b>	<b>1'48.355</b>	0.186	0.065	168,679	40
7	<b>34 L. BALDASSARRI</b>	ITA	Team GoEleven	Ducati Panigale V4R	IND	1'49.695	1'50.361	<b>1'48.406</b>	<b>1'48.406</b>	0.237	0.051	168,600	39
8	<b>95 T. MACKENZIE</b>	GBR	MGM Optical Express Racing	Ducati Panigale V4R	IND	1'49.769	1'50.763	<b>1'48.436</b>	<b>1'48.436</b>	0.267	0.030	168,553	39
9	<b>31 G. GERLOFF</b>	USA	Kawasaki WorldSBK Team	Kawasaki ZX-10RR		1'50.077	1'49.991	<b>1'48.449</b>	<b>1'48.449</b>	0.280	0.013	168,533	41
10	<b>46 T. BRIDEWELL</b>	GBR	Superbike Advocates	Ducati Panigale V4R	IND	1'49.782	1'50.327	<b>1'48.465</b>	<b>1'48.465</b>	0.296	0.016	168,508	36
11	<b>60 M. VAN DER MARK</b>	NED	ROKIT BMW Motorrad WorldSBK Team	BMW M 1000 RR		1'50.641	1'51.002	<b>1'48.600</b>	<b>1'48.600</b>	0.431	0.135	168,298	38
12	<b>55 A. LOCATELLI</b>	ITA	Pata Maxus Yamaha	Yamaha YZF R1		1'50.398	1'50.547	<b>1'48.621</b>	<b>1'48.621</b>	0.452	0.021	168,266	43
13	<b>97 X. VIERGE</b>	ESP	Pata Maxus Yamaha	Yamaha YZF R1		1'50.096	1'51.267	<b>1'48.911</b>	<b>1'48.911</b>	0.742	0.290	167,818	40
14	<b>19 A. BAUTISTA</b>	ESP	Barni Spark Racing Team	Ducati Panigale V4R	IND	1'49.916	1'49.930	<b>1'48.981</b>	<b>1'48.981</b>	0.812	0.070	167,710	40
15	<b>96 J. DIXON</b>	GBR	Honda HRC	Honda CBR1000RR-R SP		1'50.486	1'50.482	<b>1'49.077</b>	<b>1'49.077</b>	0.908	0.096	167,562	26
16	<b>35 S. CHANTRA</b>	THA	Honda HRC	Honda CBR1000RR-R SP		1'50.355	1'50.686	<b>1'49.212</b>	<b>1'49.212</b>	1.043	0.135	167,355	46
17	<b>87 R. GARDNER</b>	AUS	GYTR GRT Yamaha WorldSBK Team	Yamaha YZF R1		1'50.400	1'50.953	<b>1'49.392</b>	<b>1'49.392</b>	1.223	0.180	167,080	39
18	<b>38 H. SOOMER</b>	EST	ROKIT BMW Motorrad WorldSBK Team	BMW M 1000 RR		1'50.709	1'51.110	<b>1'49.432</b>	<b>1'49.432</b>	1.263	0.040	167,019	43
19	<b>14 S. LOWES</b>	GBR	ELF Marc VDS Racing Team	Ducati Panigale V4R	IND	<b>1'49.551</b>	1'49.588		<b>1'49.551</b>	1.382	0.119	166,837	20
20	<b>54 B. SOFUOGLU</b>	TUR	Motocracing WorldSBK Team	Yamaha YZF R1	IND	1'51.776	1'52.026	<b>1'49.720</b>	<b>1'49.720</b>	1.551	0.169	166,580	42
21	<b>62 S. MANZI</b>	ITA	GYTR GRT Yamaha WorldSBK Team	Yamaha YZF R1		1'50.664	1'50.921	<b>1'49.849</b>	<b>1'49.849</b>	1.680	0.129	166,385	39
22	<b>13 M. RATO</b>	ITA	Motocracing WorldSBK Team	Yamaha YZF R1	IND	1'52.062	1'52.390	<b>1'51.011</b>	<b>1'51.011</b>	2.842	1.162	164,643	40

30/05/2026

Clerk Of The Course: **Jose Luis Omella**

These data/results cannot be reproduced, stored and/or transmitted in whole or in part by any manner of electronic, mechanical, photocopying, recording, broadcasting or otherwise now known or herein after developed without the previous express consent by the copyright owner, except for reproduction in daily press and regular printed publications on sale to the public within 60 days of the event related to those data/results and always provided that copyright symbol appears together as follows below.

© DORNA WSBK ORGANIZATION Srl 2026



## Aragon Round, 29-31 May 2026 Best Sectors & Speed Free Practice 3rd Session

### BEST LAP

1	<b>47</b> A. BASSANI	bimota KB998 Rimini	1'48.169
2	<b>11</b> N. BULEGA	Ducati Panigale V4R	1'48.218
3	<b>67</b> A. SURRA	Ducati Panigale V4R	1'48.251
4	<b>5</b> Y. MONTELLA	Ducati Panigale V4R	1'48.274
5	<b>7</b> I. LECUONA	Ducati Panigale V4R	1'48.290
6	<b>22</b> A. LOWES	bimota KB998 Rimini	1'48.355
7	<b>34</b> L. BALDASSARRI	Ducati Panigale V4R	1'48.406
8	<b>95</b> T. MACKENZIE	Ducati Panigale V4R	1'48.436
9	<b>31</b> G. GERLOFF	Kawasaki ZX-10RR	1'48.449
10	<b>46</b> T. BRIDEWELL	Ducati Panigale V4R	1'48.465
11	<b>60</b> M. VAN DER MARK	BMW M 1000 RR	1'48.600
12	<b>55</b> A. LOCATELLI	Yamaha YZF R1	1'48.621
13	<b>97</b> X. VIERGE	Yamaha YZF R1	1'48.911
14	<b>19</b> A. BAUTISTA	Ducati Panigale V4R	1'48.981
15	<b>96</b> J. DIXON	Honda CBR1000RR-R SP	1'49.077
16	<b>35</b> S. CHANTRA	Honda CBR1000RR-R SP	1'49.212
17	<b>87</b> R. GARDNER	Yamaha YZF R1	1'49.392
18	<b>38</b> H. SOOMER	BMW M 1000 RR	1'49.432
19	<b>54</b> B. SOFUOGLU	Yamaha YZF R1	1'49.720
20	<b>62</b> S. MANZI	Yamaha YZF R1	1'49.849
21	<b>13</b> M. RATO	Yamaha YZF R1	1'51.011
22	<b>14</b> S. LOWES	Ducati Panigale V4R	

### SPEED

1	<b>7</b> I. LECUONA	Ducati Panigale V4R	320,5
2	<b>60</b> M. VAN DER MARK	BMW M 1000 RR	318,6
3	<b>46</b> T. BRIDEWELL	Ducati Panigale V4R	316,7
4	<b>67</b> A. SURRA	Ducati Panigale V4R	315,8
5	<b>31</b> G. GERLOFF	Kawasaki ZX-10RR	314,9
6	<b>34</b> L. BALDASSARRI	Ducati Panigale V4R	314,9
7	<b>5</b> Y. MONTELLA	Ducati Panigale V4R	314,9
8	<b>62</b> S. MANZI	Yamaha YZF R1	314,0
9	<b>22</b> A. LOWES	bimota KB998 Rimini	314,0
10	<b>19</b> A. BAUTISTA	Ducati Panigale V4R	313,0
11	<b>35</b> S. CHANTRA	Honda CBR1000RR-R SP	313,0
12	<b>47</b> A. BASSANI	bimota KB998 Rimini	313,0
13	<b>11</b> N. BULEGA	Ducati Panigale V4R	313,0
14	<b>95</b> T. MACKENZIE	Ducati Panigale V4R	313,0
15	<b>97</b> X. VIERGE	Yamaha YZF R1	313,0
16	<b>87</b> R. GARDNER	Yamaha YZF R1	313,0
17	<b>96</b> J. DIXON	Honda CBR1000RR-R SP	312,1
18	<b>55</b> A. LOCATELLI	Yamaha YZF R1	312,1
19	<b>38</b> H. SOOMER	BMW M 1000 RR	311,2
20	<b>54</b> B. SOFUOGLU	Yamaha YZF R1	310,3
21	<b>13</b> M. RATO	Yamaha YZF R1	310,3
22	<b>14</b> S. LOWES	Ducati Panigale V4R	307,7

### SEG. 1

1	<b>5</b> Y. MONTELLA	30.900
2	<b>47</b> A. BASSANI	31.018
3	<b>31</b> G. GERLOFF	31.034
4	<b>7</b> I. LECUONA	31.037
5	<b>67</b> A. SURRA	31.050
6	<b>11</b> N. BULEGA	31.066
7	<b>55</b> A. LOCATELLI	31.072
8	<b>34</b> L. BALDASSARRI	31.083
9	<b>60</b> M. VAN DER MARK	31.092
10	<b>95</b> T. MACKENZIE	31.130
11	<b>35</b> S. CHANTRA	31.154
12	<b>46</b> T. BRIDEWELL	31.155
13	<b>22</b> A. LOWES	31.159
14	<b>96</b> J. DIXON	31.166
15	<b>38</b> H. SOOMER	31.245
16	<b>97</b> X. VIERGE	31.252
17	<b>19</b> A. BAUTISTA	31.316
18	<b>87</b> R. GARDNER	31.370
19	<b>54</b> B. SOFUOGLU	31.390
20	<b>62</b> S. MANZI	31.491
21	<b>13</b> M. RATO	31.791

### SEG. 2

1	<b>11</b> N. BULEGA	30.379
2	<b>47</b> A. BASSANI	30.417
3	<b>95</b> T. MACKENZIE	30.449
4	<b>67</b> A. SURRA	30.472
5	<b>46</b> T. BRIDEWELL	30.475
6	<b>31</b> G. GERLOFF	30.478
7	<b>22</b> A. LOWES	30.502
8	<b>60</b> M. VAN DER MARK	30.532
9	<b>34</b> L. BALDASSARRI	30.550
10	<b>7</b> I. LECUONA	30.557
11	<b>97</b> X. VIERGE	30.633
12	<b>5</b> Y. MONTELLA	30.644
13	<b>55</b> A. LOCATELLI	30.662
14	<b>96</b> J. DIXON	30.701
15	<b>19</b> A. BAUTISTA	30.743
16	<b>38</b> H. SOOMER	30.753
17	<b>87</b> R. GARDNER	30.794
18	<b>54</b> B. SOFUOGLU	30.836
19	<b>35</b> S. CHANTRA	30.906
20	<b>62</b> S. MANZI	30.964
21	<b>13</b> M. RATO	31.202
22	<b>14</b> S. LOWES	33.177

### SEG. 3

1	<b>22</b> A. LOWES	20.886
2	<b>11</b> N. BULEGA	20.887
3	<b>34</b> L. BALDASSARRI	20.892
4	<b>7</b> I. LECUONA	20.913
5	<b>5</b> Y. MONTELLA	20.953
6	<b>31</b> G. GERLOFF	20.959
7	<b>47</b> A. BASSANI	20.960
8	<b>60</b> M. VAN DER MARK	20.979
9	<b>55</b> A. LOCATELLI	20.991
10	<b>19</b> A. BAUTISTA	21.083
11	<b>46</b> T. BRIDEWELL	21.083
12	<b>95</b> T. MACKENZIE	21.084
13	<b>67</b> A. SURRA	21.085
14	<b>87</b> R. GARDNER	21.086
15	<b>38</b> H. SOOMER	21.094
16	<b>97</b> X. VIERGE	21.114
17	<b>96</b> J. DIXON	21.146
18	<b>35</b> S. CHANTRA	21.160
19	<b>62</b> S. MANZI	21.265
20	<b>54</b> B. SOFUOGLU	21.315
21	<b>13</b> M. RATO	21.543
22	<b>14</b> S. LOWES	21.998

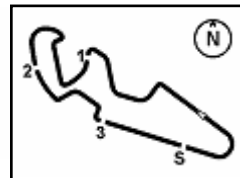
### SEG. 4

1	<b>34</b> L. BALDASSARRI	25.641
2	<b>67</b> A. SURRA	25.644
3	<b>95</b> T. MACKENZIE	25.650
4	<b>7</b> I. LECUONA	25.663
5	<b>22</b> A. LOWES	25.737
6	<b>46</b> T. BRIDEWELL	25.752
7	<b>5</b> Y. MONTELLA	25.757
8	<b>11</b> N. BULEGA	25.760
9	<b>31</b> G. GERLOFF	25.767
10	<b>47</b> A. BASSANI	25.774
11	<b>19</b> A. BAUTISTA	25.839
12	<b>35</b> S. CHANTRA	25.886
13	<b>55</b> A. LOCATELLI	25.894
14	<b>97</b> X. VIERGE	25.912
15	<b>87</b> R. GARDNER	25.972
16	<b>60</b> M. VAN DER MARK	25.984
17	<b>96</b> J. DIXON	26.064
18	<b>54</b> B. SOFUOGLU	26.076
19	<b>62</b> S. MANZI	26.129
20	<b>38</b> H. SOOMER	26.192
21	<b>14</b> S. LOWES	26.246
22	<b>13</b> M. RATO	26.285

30/05/2026

These data/results cannot be reproduced, stored and/or transmitted in whole or in part by any manner of electronic, mechanical, photocopying, recording, broadcasting or otherwise now known or herein after developed without the previous express consent by the copyright owner, except for reproduction in daily press and regular printed publications on sale to the public within 60 days of the event related to those data/results and always provided that copyright symbol appears together as follows below.

© DORNA WSBK ORGANIZATION Srl 2026



## Aragon Round, 29-31 May 2026

### Ideal Times Free Practice 3rd Session

No.	Rider	Nat	Bike	Seg. 1	Seg. 2	Seg. 3	Seg. 4	Ideal Time			
				Diff. 1	Diff. 2	Diff. 3	Diff. 4	Best Lap	Pos.	Diff.	
1	<b>11 N. BULEGA</b>	ITA	Ducati Panigale V4R	31.066 +0.008	<b>30.379</b>	20.887 +0.064	25.760 +0.054	<b>1'48.092</b>	1'48.218	2	0.126
2	<b>34 L. BALDASSARRI</b>	ITA	Ducati Panigale V4R	31.083 +0.067	30.550 +0.173	20.892	<b>25.641</b>	<b>1'48.166</b>	1'48.406	7	0.240
3	<b>47 A. BASSANI</b>	ITA	bimota KB998 Rimini	31.018	30.417	20.960	25.774	<b>1'48.169</b>	1'48.169	1	
4	<b>7 I. LECUONA</b>	ESP	Ducati Panigale V4R	31.037	30.557 +0.006	20.913 +0.049	25.663 +0.065	<b>1'48.170</b>	1'48.290	5	0.120
5	<b>31 G. GERLOFF</b>	USA	Kawasaki ZX-10RR	31.034 +0.121	30.478 +0.006	20.959 +0.084	25.767	<b>1'48.238</b>	1'48.449	9	0.211
6	<b>67 A. SURRA</b>	ITA	Ducati Panigale V4R	31.050	30.472	21.085	25.644	<b>1'48.251</b>	1'48.251	3	
7	<b>5 Y. MONTELLA</b>	ITA	Ducati Panigale V4R	<b>30.900</b>	30.644	20.953 +0.020	25.757	<b>1'48.254</b>	1'48.274	4	0.020
8	<b>22 A. LOWES</b>	GBR	bimota KB998 Rimini	31.159	30.502 +0.049	<b>20.886</b>	25.737 +0.022	<b>1'48.284</b>	1'48.355	6	0.071
9	<b>95 T. MACKENZIE</b>	GBR	Ducati Panigale V4R	31.130 +0.077	30.449	21.084 +0.046	25.650	<b>1'48.313</b>	1'48.436	8	0.123
10	<b>46 T. BRIDEWELL</b>	GBR	Ducati Panigale V4R	31.155	30.475	21.083	25.752	<b>1'48.465</b>	1'48.465	10	
11	<b>60 M. VAN DER MARK</b>	NED	BMW M 1000 RR	31.092	30.532	20.979	25.984 +0.013	<b>1'48.587</b>	1'48.600	11	0.013
12	<b>55 A. LOCATELLI</b>	ITA	Yamaha YZF R1	31.072	30.662	20.991	25.894 +0.002	<b>1'48.619</b>	1'48.621	12	0.002
13	<b>97 X. VIERGE</b>	ESP	Yamaha YZF R1	31.252	30.633	21.114	25.912	<b>1'48.911</b>	1'48.911	13	
14	<b>19 A. BAUTISTA</b>	ESP	Ducati Panigale V4R	31.316	30.743	21.083	25.839	<b>1'48.981</b>	1'48.981	14	
15	<b>96 J. DIXON</b>	GBR	Honda CBR1000RR-R SP	31.166	30.701	21.146	26.064	<b>1'49.077</b>	1'49.077	15	
16	<b>35 S. CHANTRA</b>	THA	Honda CBR1000RR-R SP	31.154	30.906 +0.010	21.160 +0.096	25.886	<b>1'49.106</b>	1'49.212	16	0.106
17	<b>87 R. GARDNER</b>	AUS	Yamaha YZF R1	31.370	30.794	21.086	25.972 +0.170	<b>1'49.222</b>	1'49.392	17	0.170
18	<b>38 H. SODMER</b>	EST	BMW M 1000 RR	31.245 +0.137	30.753	21.094 +0.011	26.192	<b>1'49.284</b>	1'49.432	18	0.148
19	<b>54 B. SOFUOGLU</b>	TUR	Yamaha YZF R1	31.390	30.836	21.315	26.076 +0.103	<b>1'49.617</b>	1'49.720	19	0.103
20	<b>62 S. MANZI</b>	ITA	Yamaha YZF R1	31.491	30.964	21.265	26.129	<b>1'49.849</b>	1'49.849	20	
21	<b>13 M. RATO</b>	ITA	Yamaha YZF R1	31.791 +0.054	31.202	21.543 +0.078	26.285 +0.058	<b>1'50.821</b>	1'51.011	21	0.190
	<b>14 S. LOWES</b>	GBR	Ducati Panigale V4R								
<b>Overall Ideal Time</b>				30.900	30.379	20.886	25.641	<b>1'47.806</b>			

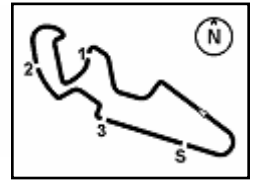
30/05/2026

These data/results cannot be reproduced, stored and/or transmitted in whole or in part by any manner of electronic, mechanical, photocopying, recording, broadcasting or otherwise now known or herein after developed without the previous express consent by the copyright owner, except for reproduction in daily press and regular printed publications on sale to the public within 60 days of the event related to those data/results and always provided that copyright symbol appears together as follows below.

© DORNA WSBK ORGANIZATION Srl 2026

FICR PERUGIA TIMING





## Aragon Round, 29-31 May 2026

### Chronological Analysis Free Practice 3rd Session

MotorLand Aragon 5.077 m

1 / 3

1° 47 A. BASSANI [1'48.169]							
Lap	Seg1	Seg2	Seg3	Seg4	Lap Time	km/h	Local Time
		32.154	22.047	26.204		306,8	9:42'44.225
1	32.340	33.577	22.041	25.913	1'53.871C	309,5	9:44'38.096
2	31.565	30.925	21.313	25.950	1'49.753	310,3	9:46'27.849
3	31.108	30.731	21.143	25.831	1'48.813	310,3	9:48'16.662
4	31.265	30.797	21.327	25.799	1'49.188	<b>313,0</b>	9:50'05.850
5	31.279	30.725	21.156	31.524	1'54.684P	308,6	9:52'00.534
6	3'24.795	31.088	21.338	25.881	4'43.102P	306,8	9:56'43.636
7	<b>31.018</b>	<b>30.417</b>	<b>20.960</b>	<b>25.774</b>	<b>1'48.169</b>	308,6	9:58'31.805
8	31.291	30.568	21.017	25.801	1'48.677	305,9	10:00'20.482

7	31.247	30.580	20.935	25.697	1'48.459	314,9	9:55'07.240
8	31.165	<b>30.557</b>	<b>20.913</b>	25.721	1'48.356	314,9	9:56'55.596
9	31.058	30.566	21.132	25.785	1'48.541	316,7	9:58'44.137
10	31.221	30.750	21.052	25.829	1'48.852	312,1	10:00'32.989

2° 11 N. BULEGA [1'48.218]							
Lap	Seg1	Seg2	Seg3	Seg4	Lap Time	km/h	Local Time
		32.894	21.858	26.208		308,6	9:42'57.907
1	32.154	31.828	21.348	25.951	1'51.281C	312,1	9:44'49.188
2	31.204	30.686	20.944	25.849	1'48.683	311,2	9:46'37.871
3	31.143	30.518	<b>20.887</b>	25.833	1'48.381	311,2	9:48'26.252
4	31.160	30.541	20.965	25.805	1'48.471	<b>313,0</b>	9:50'14.723
5	31.868	30.569	20.971	25.797	1'49.205	312,1	9:52'03.928
6	31.074	<b>30.379</b>	20.951	25.814	<b>1'48.218</b>	311,2	9:53'52.146
7	<b>31.066</b>	30.472	21.024	25.829	1'48.391	310,3	9:55'40.537
8	31.121	30.575	21.052	25.797	1'48.545	310,3	9:57'29.082
9	31.182	30.513	21.066	<b>25.760</b>	1'48.521	311,2	9:59'17.603
10	31.204	30.531	20.928	25.805	1'48.468	311,2	10:01'06.071

6° 22 A. LOWES [1'48.355]							
Lap	Seg1	Seg2	Seg3	Seg4	Lap Time	km/h	Local Time
		33.713	21.573	26.268		307,7	9:42'34.673
1	31.634	30.841	21.220	26.072	1'49.767C	309,5	9:44'24.440
2	31.535	31.115	21.151	26.042	1'49.843	310,3	9:46'14.283
3	31.246	30.814	21.041	25.926	1'49.027	311,2	9:48'03.310
4	34.970	34.660	24.246	37.987	2'11.863P	217,3	9:50'15.173
5	4'13.690	32.336	21.945	26.190	5'34.161P	308,6	9:55'49.334
6	31.199	<b>30.502</b>	20.950	25.807	1'48.458	310,3	9:57'37.792
7	<b>31.159</b>	30.551	<b>20.886</b>	25.759	<b>1'48.355</b>	313,0	9:59'26.147
8	39.028	30.689	20.948	<b>25.737</b>	1'56.402	<b>314,0</b>	10:01'22.549

3° 67 A. SURRA [1'48.251]							
Lap	Seg1	Seg2	Seg3	Seg4	Lap Time	km/h	Local Time
		33.391	23.093	26.516		308,6	9:42'21.068
1	32.460	31.757	21.718	26.047	1'51.982C	314,9	9:44'13.050
2	31.092	30.715	21.383	25.841	1'49.031	<b>315,8</b>	9:46'02.081
3	31.055	30.619	21.192	25.729	1'48.595	314,0	9:47'50.676
4	31.144	30.632	21.206	25.732	1'48.714	<b>315,8</b>	9:49'39.390
5	<b>31.050</b>	<b>30.472</b>	<b>21.085</b>	<b>25.644</b>	<b>1'48.251</b>	314,9	9:51'27.641
6	31.138	30.549	21.152	25.815	1'48.654	<b>315,8</b>	9:53'16.295
7	31.143	30.637	21.171	25.814	1'48.765	314,0	9:55'05.060
8	31.295	30.709	21.414	25.969	1'49.387	314,0	9:56'54.447
9	31.389	31.014	21.593	26.088	1'50.084	314,0	9:58'44.531
10	31.488	30.943	21.417	25.943	1'49.791	314,9	10:00'34.322

7° 34 L. BALDASSARRI [1'48.406]							
Lap	Seg1	Seg2	Seg3	Seg4	Lap Time	km/h	Local Time
		33.215	22.248	26.377		308,6	9:42'41.066
1	33.877	34.543	25.308	26.140	1'59.868C	308,6	9:44'40.934
2	31.366	30.741	21.211	25.784	1'49.102	311,2	9:46'30.036
3	31.188	30.566	21.121	25.817	1'48.692	310,3	9:48'18.728
4	31.150	30.723	<b>20.892</b>	<b>25.641</b>	<b>1'48.406</b>	<b>314,9</b>	9:50'07.134
5	<b>31.083</b>	<b>30.550</b>	21.094	25.796	1'48.523		9:51'55.657
6	31.138	30.666	21.192	25.822	1'48.818	309,5	9:53'44.475
7	31.268	30.761	21.227	25.809	1'49.065	309,5	9:55'33.540
8	31.330	30.578	20.986	25.883	1'48.777	308,6	9:57'22.317
9	31.483	30.826	21.253	25.759	1'49.321	309,5	9:59'11.638
10	31.265	30.722	21.260	25.836	1'49.083	310,3	10:01'00.721

4° 5 Y. MONTELLA [1'48.274]							
Lap	Seg1	Seg2	Seg3	Seg4	Lap Time	km/h	Local Time
		33.617	22.926	26.683		310,3	9:42'20.928
1	32.279	31.843	21.611	26.105	1'51.838C	310,3	9:44'12.766
2	31.108	30.806	21.256	25.937	1'49.107	310,3	9:46'01.873
3	30.936	30.762	<b>20.953</b>	25.934	1'48.585C	309,5	9:47'50.458
4	31.013	30.653	21.053	25.818	1'48.537	310,3	9:49'38.995
5	<b>30.900</b>	<b>30.644</b>	20.973	<b>25.757</b>	<b>1'48.274</b>	312,1	9:51'27.269
6	31.065	30.768	21.015	26.000	1'48.848	309,5	9:53'16.117
7	31.029	30.682	21.021	25.980	1'48.712	309,5	9:55'04.829
8	31.167	30.905	21.295	25.998	1'49.365	310,3	9:56'54.194
9	31.336	31.128	21.260	25.966	1'49.690	310,3	9:58'43.884
10	31.229	30.956	21.421	25.955	1'49.561	<b>314,9</b>	10:00'33.445

8° 95 T. MACKENZIE [1'48.436]							
Lap	Seg1	Seg2	Seg3	Seg4	Lap Time	km/h	Local Time
		35.803	26.027	48.683		108,7	9:42'32.284
1	6'52.876	32.434	22.148	27.134	8'14.592P	304,2	9:50'46.876
2	31.800	33.576	21.240	25.887	1'52.503	312,1	9:52'39.379
3	31.322	30.746	21.123	25.762	1'48.953	<b>313,0</b>	9:54'28.332
4	31.207	<b>30.449</b>	21.130	<b>25.650</b>	<b>1'48.436</b>	312,1	9:56'16.768
5	<b>31.130</b>	30.533	<b>21.084</b>	25.752	1'48.499	311,2	9:58'05.267
6	31.296	30.574	21.128	25.772	1'48.770	312,1	9:59'54.037
7	31.374	30.533	21.149	25.763	1'48.819	<b>313,0</b>	10:01'42.856

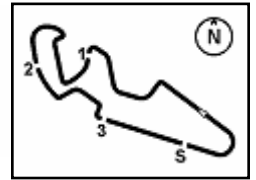
5° 7 I. LECUONA [1'48.290]							
Lap	Seg1	Seg2	Seg3	Seg4	Lap Time	km/h	Local Time
		32.556	21.767	26.032		311,2	9:42'26.286
1	31.832	31.358	21.252	25.926	1'50.368C	<b>320,5</b>	9:44'16.654
2	31.237	30.582	21.040	25.788	1'48.647	314,9	9:46'05.301
3	31.098	30.635	20.940	25.687	1'48.360	314,0	9:47'53.661
4	<b>31.037</b>	30.563	20.962	25.728	<b>1'48.290</b>	315,8	9:49'41.951
5	31.113	30.654	21.045	25.668	1'48.480	315,8	9:51'30.431
6	31.162	30.577	20.948	<b>25.663</b>	1'48.350	314,0	9:53'18.781

9° 31 G. GERLOFF [1'48.449]							
Lap	Seg1	Seg2	Seg3	Seg4	Lap Time	km/h	Local Time
		31.880	22.309	26.190		<b>314,9</b>	9:41'56.690
1	31.645	30.930	21.340	26.060	1'49.975	309,5	9:43'46.665
2	31.358	31.024	21.195	26.075	1'49.652	309,5	9:45'36.317
3	31.726	31.189	21.353	31.813	1'56.081P	307,7	9:47'32.398
4	3'47.789	31.289	21.338	26.011	5'06.427P	308,6	9:52'38.825
5	31.051	30.652	21.492	25.930	1'49.125	309,5	9:54'27.950
6	31.092	30.494	21.061	25.945	1'48.592	309,5	9:56'16.542
7	<b>31.034</b>	30.498	21.035	25.982	1'48.549	308,6	9:58'05.091
8	31.054	<b>30.478</b>	<b>20.959</b>	26.085	1'48.576	305,9	9:59'53.667
9	31.155	30.484	21.043	<b>25.767</b>	<b>1'48.449</b>	310,3	10:01'42.116

10° 46 T. BRIDEWELL [1'48.465]							
Lap	Seg1	Seg2	Seg3	Seg4	Lap Time	km/h	Local Time
		32.995	22.873	26.322		314,9	9:42'21.391
1	32.672	31.444	21.892	26.093	1'52.101C	<b>316,7</b>	9:44'13.492
2	31.344	30.740	21.418	25.987	1'49.489	315,8	9:46'02.981
3	32.509	34.219	21.491	32.456	2'00.675P	313,0	9:48'03.656
4	3'57.387	32.526	21.204	25.874	5'16.991P	312,1	9:53'20.647
5	<b>31.155</b>	<b>30.475</b>	<b>21.083</b>	<b>25.752</b>	<b>1'48.465</b>	314,0	9:55'09.112

30/05/2026 P = Pits In/Out - C = Lap Time Cancelled

These data/results cannot be reproduced, stored and/or transmitted in whole or in part by any manner of electronic, mechanical, photocopying, recording, broadcasting or otherwise now known or herein after developed without the previous express consent by the copyright owner, except for reproduction in daily press and regular printed publications on sale to the public within 60 days of the event related to those data/results and always provided that copyright symbol appears together as follows below



## Aragon Round, 29-31 May 2026

### Chronological Analysis Free Practice 3rd Session

MotorLand Aragon 5.077 m

2 / 3

6	31.186	30.793	21.335	26.076	1'49.390	312,1	9:56'58.502
7	39.079	34.188	22.606	26.141	2'02.014	313,0	9:59'00.516
8	35.999	31.544	21.437	26.246	1'55.226	310,3	10:00'55.742

11° 60 M. VAN DER MARK [1'48.600]							
Lap	Seg1	Seg2	Seg3	Seg4	Lap Time	km/h	Local Time
		32.419	22.062	26.413		312,1	9:42'01.299
1	32.016	33.146	21.817	26.884	1'53.863C	295,1	9:43'55.162
2	31.669	31.430	21.441	26.341	1'50.881	311,2	9:45'46.043
3	31.483	30.987	21.227	26.195	1'49.892	311,2	9:47'35.935
4	31.490	34.359	24.284	26.425	1'56.558	313,0	9:49'32.493
5	32.688	31.520	21.654	31.756	1'57.618P	312,1	9:51'30.111
6	2'25.128	38.354	22.128	<b>25.984</b>	3'51.594P	313,0	9:55'21.705
7	31.200	30.540	21.014	26.085	1'48.839	311,2	9:57'10.544
8	<b>31.092</b>	<b>30.532</b>	<b>20.979</b>	25.997	<b>1'48.600</b>	314,0	9:58'59.144
9	31.386	30.811	21.253	26.033	1'49.483	<b>318,6</b>	10:00'48.627

12° 55 A. LOCATELLI [1'48.621]							
Lap	Seg1	Seg2	Seg3	Seg4	Lap Time	km/h	Local Time
		34.267	21.927	26.707		300,8	9:42'36.355
1	31.978	38.198	21.937	26.201	1'58.314C	309,5	9:44'34.669
2	31.599	31.237	21.309	26.112	1'50.257	309,5	9:46'24.926
3	31.422	31.006	21.412	26.041	1'49.881	309,5	9:48'14.807
4	31.422	31.045	21.178	26.013	1'49.658	<b>312,1</b>	9:50'04.465
5	35.661	31.979	21.886	32.157	2'01.683P	309,5	9:52'06.148
6	3'20.830	31.175	21.226	25.901	4'39.132P	309,5	9:56'45.280
7	31.147	30.691	21.045	<b>25.894</b>	1'48.777	310,3	9:58'34.057
8	<b>31.072</b>	<b>30.662</b>	<b>20.991</b>	25.896	<b>1'48.621</b>	310,3	10:00'22.678

13° 97 X. VIERGE [1'48.911]							
Lap	Seg1	Seg2	Seg3	Seg4	Lap Time	km/h	Local Time
		32.166	22.053	34.645		174,8	9:42'38.095
1	31.698	31.407	21.480	26.079	1'50.664C	309,5	9:44'28.759
2	31.784	31.214	21.504	26.118	1'50.620	311,2	9:46'19.379
3	31.424	30.920	21.372	26.139	1'49.855	309,5	9:48'09.234
4	31.532	31.436	21.436	31.888	1'56.292P	309,5	9:50'05.526
5	4'29.507	36.060	21.430	26.533	5'53.530P	303,4	9:55'59.056
6	<b>31.252</b>	<b>30.633</b>	<b>21.114</b>	<b>25.912</b>	<b>1'48.911</b>	309,5	9:57'47.967
7	31.436	30.851	21.271	25.994	1'49.552	310,3	9:59'37.519
8	31.457	30.710	21.134	25.957	1'49.258	<b>313,0</b>	10:01'26.777

14° 19 A. BAUTISTA [1'48.981]							
Lap	Seg1	Seg2	Seg3	Seg4	Lap Time	km/h	Local Time
		33.623	22.826	26.535		310,3	9:43'05.684
1	32.345	31.547	21.558	26.126	1'51.576C	310,3	9:44'57.260
2	31.696	31.467	21.472	26.155	1'50.790	<b>313,0</b>	9:46'48.050
3	31.539	30.853	21.094	25.941	1'49.427	312,1	9:48'37.477
4	<b>31.316</b>	<b>30.743</b>	<b>21.083</b>	<b>25.839</b>	<b>1'48.981</b>	<b>313,0</b>	9:50'26.458
5	31.338	30.903	21.149	25.992	1'49.382	<b>313,0</b>	9:52'15.840
6	31.472	32.896	21.985	32.485	1'58.838P	312,1	9:54'14.678
7	3'58.907	31.288	21.477	26.005	5'17.677P	311,2	9:59'32.355
8	31.403	30.782	21.196	26.026	1'49.407	312,1	10:01'21.762

15° 96 J. DIXON [1'49.077]							
Lap	Seg1	Seg2	Seg3	Seg4	Lap Time	km/h	Local Time
		34.562	24.882	33.129		241,1	9:42'58.250
1	32.410	31.757	21.278	26.190	1'51.635C	311,2	9:44'49.885
2	31.423	30.876	21.255	26.213	1'49.767	<b>312,1</b>	9:46'39.652
3	31.700	31.368	21.425	26.201	1'50.694	309,5	9:48'30.346
4	31.775	33.075	23.114	34.485	2'02.449P	259,0	9:50'32.795
5	5'39.232	31.975	21.706	26.599	6'59.512P	302,5	9:57'32.307
6	31.350	31.104	22.025	26.213	1'50.692	306,8	9:59'22.999
7	<b>31.166</b>	<b>30.701</b>	<b>21.146</b>	<b>26.064</b>	<b>1'49.077</b>	309,5	10:01'12.076

16° 35 S. CHANTRA [1'49.212]							
Lap	Seg1	Seg2	Seg3	Seg4	Lap Time	km/h	Local Time
		36.003	22.150	27.674		312,1	9:42'38.487
1	32.173	33.389	21.486	26.200	1'53.248C	311,2	9:44'31.735
2	31.373	<b>30.906</b>	<b>21.160</b>	26.008	1'49.447	<b>313,0</b>	9:46'21.182
3	<b>31.154</b>	30.916	21.256	<b>25.886</b>	<b>1'49.212</b>	<b>313,0</b>	9:48'10.394
4	31.160	31.154	22.114	33.139	1'57.567	194,2	9:50'07.961
5	31.485	30.923	21.251	26.134	1'49.793		9:51'57.754
6	31.626	31.046	21.296	26.334	1'50.302	310,3	9:53'48.056
7	31.559	31.076	21.360	26.359	1'50.354	309,5	9:55'38.410
8	31.715	31.276	22.616	26.942	1'52.549	307,7	9:57'30.959
9	35.238	31.825	21.557	26.459	1'55.079	310,3	9:59'26.038
10	36.198	34.829	22.346	26.617	1'59.990	309,5	10:01'26.028

17° 87 R. GARDNER [1'49.392]							
Lap	Seg1	Seg2	Seg3	Seg4	Lap Time	km/h	Local Time
		33.223	22.951	32.945		166,9	9:42'24.116
1	32.965	31.785	21.496	26.265	1'52.511C	310,3	9:44'16.627
2	31.660	31.055	21.169	26.090	1'49.974	<b>313,0</b>	9:46'06.601
3	35.620	31.655	21.521	32.427	2'01.223P	304,2	9:48'07.824
4	4'11.440	35.188	22.492	<b>28.310</b>	5'37.430P	249,4	9:53'45.254
5	31.474	30.798	21.194	<b>25.972</b>	1'49.438	310,3	9:55'34.692
6	31.423	30.806	21.148	26.089	1'49.466	308,6	9:57'24.158
7	37.715	33.655	21.489	26.824	1'59.683	298,3	9:59'23.841
8	<b>31.370</b>	<b>30.794</b>	<b>21.086</b>	26.142	<b>1'49.392</b>	310,3	10:01'13.233

18° 38 H. SOOMER [1'49.432]							
Lap	Seg1	Seg2	Seg3	Seg4	Lap Time	km/h	Local Time
		33.128	22.436	26.352		<b>311,2</b>	9:41'56.557
1	31.996	31.219	21.432	26.253	1'50.900	<b>311,2</b>	9:43'47.457
2	31.534	31.133	21.230	26.311	1'50.208	310,3	9:45'37.665
3	31.771	31.238	21.183	26.394	1'50.586	308,6	9:47'28.251
4	31.724	31.438	21.356	32.296	1'56.814P	306,8	9:49'25.065
5	2'45.014	31.571	21.506	26.288	4'04.379P	307,7	9:53'29.444
6	<b>31.245</b>	30.920	<b>21.094</b>	26.406	1'49.665	308,6	9:55'19.109
7	31.282	<b>30.753</b>	21.105	<b>26.192</b>	<b>1'49.432</b>	308,6	9:57'08.541
8	31.712	31.108	21.199	26.374	1'50.393	307,7	9:58'58.934
9	31.389	30.891	21.098	26.251	1'49.629	308,6	10:00'48.563

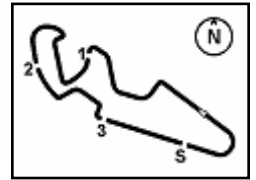
19° 54 B. SOFUOGLU [1'49.720]							
Lap	Seg1	Seg2	Seg3	Seg4	Lap Time	km/h	Local Time
		32.499	22.135	26.588		308,6	9:42'02.108
1	32.305	31.938	21.735	26.478	1'52.456C	307,7	9:43'54.564
2	32.188	31.505	21.791	26.478	1'51.962	<b>310,3</b>	9:45'46.526
3	31.812	31.526	21.644	26.505	1'51.487	308,6	9:47'38.013
4	33.822	31.567	21.775	35.175	2'02.339P	305,9	9:49'40.352
5	4'55.421	32.140	25.682	26.304	6'19.547P	306,8	9:55'59.899
6	31.533	30.933	21.429	<b>26.076</b>	1'49.971	<b>310,3</b>	9:57'49.870
7	<b>31.390</b>	<b>30.836</b>	<b>21.315</b>	26.179	<b>1'49.720</b>	308,6	9:59'39.590
8	37.465	32.377	21.975	27.507	1'59.324	306,8	10:01'38.914

20° 62 S. MANZI [1'49.849]							
Lap	Seg1	Seg2	Seg3	Seg4	Lap Time	km/h	Local Time
		35.575	23.511	32.061		153,2	9:42'22.762
1	32.416	31.666	21.767	26.249	1'52.098C	311,2	9:44'14.860
2	31.852	31.254	21.676	26.239	1'51.021	<b>314,0</b>	9:46'05.881
3	31.559	31.302	21.487	26.245	1'50.593	309,5	9:47'56.474
4	41.046	36.396	22.959	33.794	2'14.195P	305,9	9:50'10.669
5	3'46.732	35.426	21.613	26.256	5'10.027P	308,6	9:55'20.696
6	34.076	31.408	21.490	26.260	1'53.234	306,8	9:57'13.930
7	<b>31.491</b>	<b>30.964</b>	<b>21.265</b>	<b>26.129</b>	<b>1'49.849</b>	309,5	9:59'03.779
8	37.579	32.236	21.645	31.775	2'03.235P	313,0	10:01'07.014

30/05/2026 P = Pits In/Out - C = Lap Time Cancelled

These data/results cannot be reproduced, stored and/or transmitted in whole or in part by any manner of electronic, mechanical, photocopying, recording, broadcasting or otherwise now known or herein after developed without the previous express consent by the copyright owner, except for reproduction in daily press and regular printed publications on sale to the public within 60 days of the event related to those data/results and always provided that copyright symbol appears together as follows below.

© DORNA WSBK ORGANIZATION Srl 2026



## Aragon Round, 29-31 May 2026 Chronological Analysis Free Practice 3rd Session

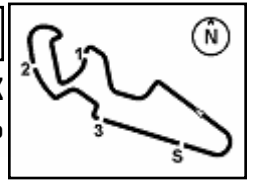
21°		13 M. RATO [1'51.011]					
Lap	Seg1	Seg2	Seg3	Seg4	Lap Time	km/h	Local Time
		33.706	23.393	26.966		301,7	9:42'15.822
1	32.425	31.671	21.849	26.505	1'52.450C	305,1	9:44'08.272
2	32.203	31.466	24.642	39.025	2'07.336P	242,2	9:46'15.608
3	8'21.448	31.518	25.377	<b>26.285</b>	9'44.628P	<b>310,3</b>	9:56'00.236
4	31.845	<b>31.202</b>	21.621	26.343	<b>1'51.011</b>	306,8	9:57'51.247
5	31.841	31.324	<b>21.543</b>	26.381	1'51.089	305,9	9:59'42.336
6	<b>31.791</b>	31.295	27.114	26.529	1'56.729	305,9	10:01'39.065

22°		14 S. LOWES					
Lap	Seg1	Seg2	Seg3	Seg4	Lap Time	km/h	Local Time
1		<b>33.177</b>	<b>21.998</b>	<b>26.246</b>		<b>307,7</b>	9:41'55.848

30/05/2026 P = Pits In/Out - C = Lap Time Cancelled

These data/results cannot be reproduced, stored and/or transmitted in whole or in part by any manner of electronic, mechanical, photocopying, recording, broadcasting or otherwise now known or herein after developed without the previous express consent by the copyright owner, except for reproduction in daily press and regular printed publications on sale to the public within 60 days of the event related to those data/results and always provided that copyright symbol appears together as follows below.

© DORNA WSBK ORGANIZATION Srl 2026



## Aragon Round, 29–31 May 2026

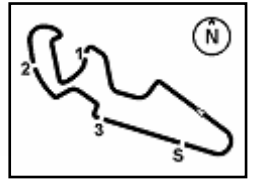
### Best Laps & Speeds

No.	Rider Bike	Nat	Best Lap		FP1		FP2		FP3								
			LL	SPD	LL	SPD	LL	SPD	LL	SPD							
1	<b>47 A. BASSANI</b> bimota KB998 Rimini	ITA	<b>1'48.169</b>	40 313,0	1'49.495	14 311,2	1'49.856	18 308,6	<b>1'48.169</b>	8 <b>313,0</b>							
2	<b>11 N. BULEGA</b> Ducati Panigale V4R	ITA	<b>1'48.218</b>	48 313,0	1'48.916	20 312,1	1'49.659	18 310,3	<b>1'48.218</b>	10 <b>313,0</b>							
3	<b>67 A. SURRA</b> Ducati Panigale V4R	ITA	<b>1'48.251</b>	42 315,8	1'49.786	17 309,5	1'50.430	15 313,0	<b>1'48.251</b>	10 <b>315,8</b>							
4	<b>5 Y. MONTELLA</b> Ducati Panigale V4R	ITA	<b>1'48.274</b>	44 314,9	1'49.609	16 313,0	1'49.888	18 310,3	<b>1'48.274</b>	10 <b>314,9</b>							
5	<b>7 I. LECUONA</b> Ducati Panigale V4R	ESP	<b>1'48.290</b>	43 320,5	1'48.938	18 314,0	1'49.578	15 314,0	<b>1'48.290</b>	10 <b>320,5</b>							
6	<b>22 A. LOWES</b> bimota KB998 Rimini	GBR	<b>1'48.355</b>	40 314,0	1'49.442	16 309,5	1'50.142	16 307,7	<b>1'48.355</b>	8 <b>314,0</b>							
7	<b>34 L. BALDASSARRI</b> Ducati Panigale V4R	ITA	<b>1'48.406</b>	39 314,9	1'49.695	13 310,3	1'50.361	16 310,3	<b>1'48.406</b>	10 <b>314,9</b>							
8	<b>95 T. MACKENZIE</b> Ducati Panigale V4R	GBR	<b>1'48.436</b>	39 313,0	1'49.769	17 310,3	1'50.763	15 310,3	<b>1'48.436</b>	7 <b>313,0</b>							
9	<b>31 G. GERLOFF</b> Kawasaki ZX-10RR	USA	<b>1'48.449</b>	41 314,9	1'50.077	17 308,6	1'49.991	15 312,1	<b>1'48.449</b>	9 <b>314,9</b>							
10	<b>46 T. BRIDEWELL</b> Ducati Panigale V4R	GBR	<b>1'48.465</b>	36 316,7	1'49.782	15 313,0	1'50.327	13 311,2	<b>1'48.465</b>	8 <b>316,7</b>							
11	<b>60 M. VAN DER MARK</b> BMW M 1000 RR	NED	<b>1'48.600</b>	38 318,6	1'50.641	10 311,2	1'51.002	19 315,8	<b>1'48.600</b>	9 <b>318,6</b>							
12	<b>55 A. LOCATELLI</b> Yamaha YZF R1	ITA	<b>1'48.621</b>	43 313,0	1'50.398	18 311,2	1'50.547	17 <b>313,0</b>	<b>1'48.621</b>	8 312,1							
13	<b>97 X. VIERGE</b> Yamaha YZF R1	ESP	<b>1'48.911</b>	40 313,0	1'50.096	16 312,1	1'51.267	16 308,6	<b>1'48.911</b>	8 <b>313,0</b>							
14	<b>19 A. BAUTISTA</b> Ducati Panigale V4R	ESP	<b>1'48.981</b>	40 313,0	1'49.916	16 <b>313,0</b>	1'49.930	16 312,1	<b>1'48.981</b>	8 <b>313,0</b>							
15	<b>96 J. DIXON</b> Honda CBR1000RR-R SP	GBR	<b>1'49.077</b>	26 312,1	1'50.486	4 309,5	1'50.482	15 309,5	<b>1'49.077</b>	7 <b>312,1</b>							
16	<b>35 S. CHANTRA</b> Honda CBR1000RR-R SP	THA	<b>1'49.212</b>	46 314,0	1'50.355	19 <b>314,0</b>	1'50.686	17 311,2	<b>1'49.212</b>	10 313,0							
17	<b>87 R. GARDNER</b> Yamaha YZF R1	AUS	<b>1'49.392</b>	39 313,0	1'50.400	17 310,3	1'50.953	14 311,2	<b>1'49.392</b>	8 <b>313,0</b>							
18	<b>38 H. SOOMER</b> BMW M 1000 RR	EST	<b>1'49.432</b>	43 311,2	1'50.709	18 309,5	1'51.110	16 306,8	<b>1'49.432</b>	9 <b>311,2</b>							
19	<b>14 S. LOWES</b> Ducati Panigale V4R	GBR	<b>1'49.551</b>	20 309,5	<b>1'49.551</b>	3 <b>309,5</b>	1'49.588	17 <b>309,5</b>		307,7							
20	<b>54 B. SOFUOGLU</b> Yamaha YZF R1	TUR	<b>1'49.720</b>	42 310,3	1'51.776	18 309,5	1'52.026	16 306,8	<b>1'49.720</b>	8 <b>310,3</b>							
21	<b>62 S. MANZI</b> Yamaha YZF R1	ITA	<b>1'49.849</b>	39 314,0	1'50.664	14 307,7	1'50.921	17 308,6	<b>1'49.849</b>	8 <b>314,0</b>							
22	<b>13 M. RATO</b> Yamaha YZF R1	ITA	<b>1'51.011</b>	40 310,3	1'52.062	16 305,9	1'52.390	18 305,9	<b>1'51.011</b>	6 <b>310,3</b>							

30/05/2026

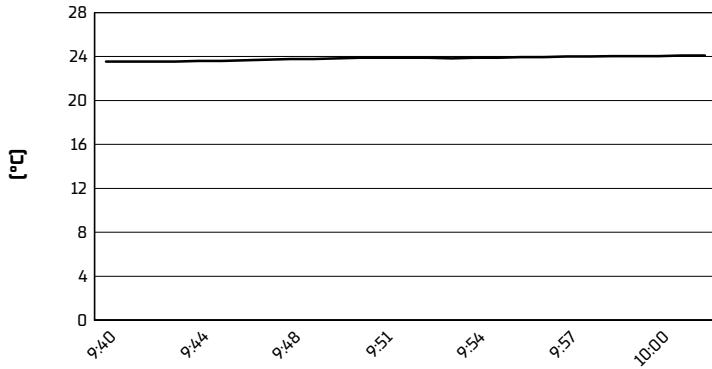
These data/results cannot be reproduced, stored and/or transmitted in whole or in part by any manner of electronic, mechanical, photocopying, recording, broadcasting or otherwise now known or herein after developed without the previous express consent by the copyright owner, except for reproduction in daily press and regular printed publications on sale to the public within 60 days of the event related to those data/results and always provided that copyright symbol appears together as follows below.

© DORNA WSBK ORGANIZATION Srl 2026

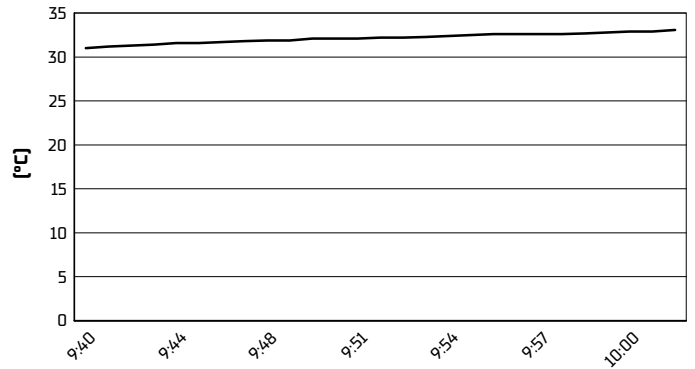


**Aragon Round, 29-31 May 2026**  
**Weather Report Free Practice 3rd Session**  
Session started 09:40 - Session ended 10:03

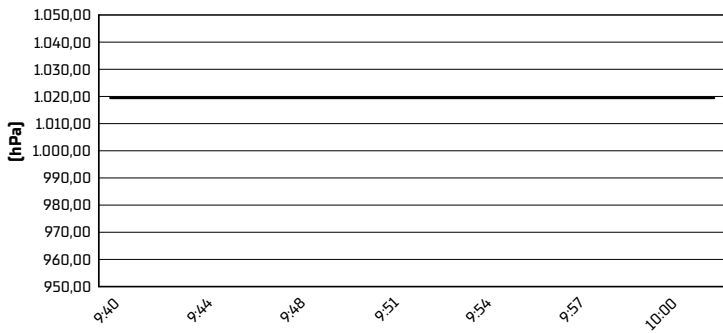
**Air Temperature**



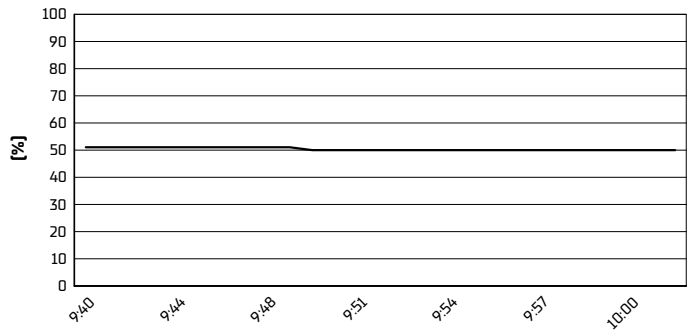
**Track Temperature**



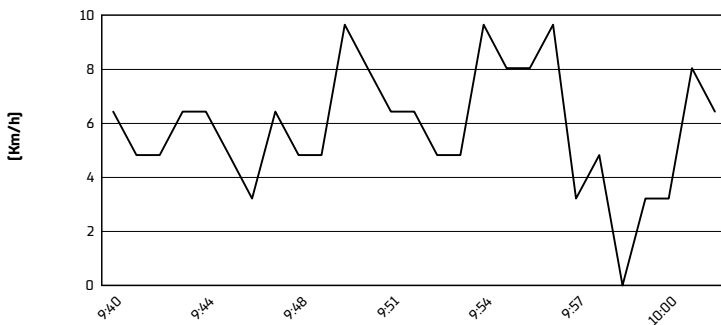
**Air Pressure**



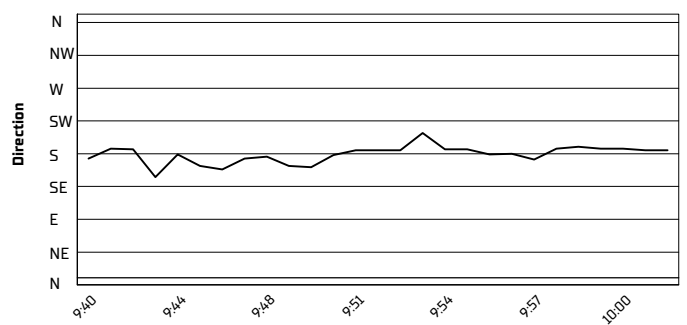
**Humidity**



**Wind Speed**



**Wind Direction**



30/05/2026

These data/results cannot be reproduced, stored and/or transmitted in whole or in part by any manner of electronic, mechanical, photocopying, recording, broadcasting or otherwise now known or herein after developed without the previous express consent by the copyright owner, except for reproduction in daily press and regular printed publications on sale to the public within 60 days of the event related to those data/results and always provided that copyright symbol appears together as follows below.

© DORNA WSBK ORGANIZATION Srl 2026