

## Czech Round, 15-17 May 2026

### Results Race 1

Laps 21 = 88,452 Km - Time of Race 31'55.741 - Avg. 166,216 km/h

1 / 2

Pos	Grid	No. Rider	Nat	Team	Bike	Class	LL	Gap	Rel.	Fastest Lap	Speed	Qualifying	Speed
1	1	<b>11 N. BULEGA</b>	ITA	Aruba.it Racing - Ducati	Ducati Panigale V4R		21			1'30.616	300,0	1'29.616	298,4
2	3	<b>7 I. LECUONA</b>	ESP	Aruba.it Racing - Ducati	Ducati Panigale V4R		21	<b>1.330</b>	1.330	1'30.562	302,5	1'30.111	300,0
3	2	<b>5 Y. MONTELLA</b>	ITA	Barni Spark Racing Team	Ducati Panigale V4R	IND	21	<b>11.222</b>	9.892	1'30.829	295,2	1'29.896	296,0
4	6	<b>31 G. GERLOFF</b>	USA	Kawasaki WorldSBK Team	Kawasaki ZX-10RR		21	<b>14.094</b>	2.872	1'31.340	300,0	1'30.417	296,8
5	7	<b>47 A. BASSANI</b>	ITA	bimota by Kawasaki Racing Team	bimota KB998 Rimini		21	<b>14.568</b>	0.474	1'31.174	298,4	1'30.467	293,6
6	8	<b>34 L. BALDASSARRI</b>	ITA	Team Gooleven	Ducati Panigale V4R	IND	21	<b>15.168</b>	0.600	1'31.257	300,0	1'30.493	296,0
7	14	<b>22 A. LOWES</b>	GBR	bimota by Kawasaki Racing Team	bimota KB998 Rimini		21	<b>22.584</b>	7.416	1'31.484	299,2	1'31.092	294,4
8	13	<b>55 A. LOCATELLI</b>	ITA	Pata Maxus Yamaha	Yamaha YZF R1		21	<b>23.957</b>	1.373	1'31.544	297,6	1'30.957	294,4
9	5	<b>67 A. SURRA</b>	ITA	Motocorsa Racing	Ducati Panigale V4R	IND	21	<b>25.637</b>	1.680	1'31.409	298,4	1'30.388	296,0
10	10	<b>62 S. MANZI</b>	ITA	GYTR GRT Yamaha WorldSBK Team	Yamaha YZF R1		21	<b>27.500</b>	1.863	1'31.483	297,6	1'30.758	295,2
11	12	<b>95 T. MACKENZIE</b>	GBR	MGM Optical Express Racing	Ducati Panigale V4R	IND	21	<b>28.349</b>	0.849	1'31.696	299,2	1'30.915	294,4
12	11	<b>97 X. VIERGE</b>	ESP	Pata Maxus Yamaha	Yamaha YZF R1		21	<b>28.378</b>	0.029	1'31.530	300,0	1'30.836	296,8
13	15	<b>46 T. BRIDEWELL</b>	GBR	Superbike Advocates	Ducati Panigale V4R	IND	21	<b>28.387</b>	0.009	1'31.739	298,4	1'31.174	296,0
14	20	<b>60 M. VAN DER MARK</b>	NED	ROKIT BMW Motorrad WorldSBK Team	BMW M1000 RR		21	<b>31.510</b>	3.123	1'31.917	296,8	1'30.843	296,8
15	17	<b>87 R. GARDNER</b>	AUS	GYTR GRT Yamaha WorldSBK Team	Yamaha YZF R1		21	<b>31.516</b>	0.006	1'32.002	297,6	1'31.373	292,0
16	16	<b>54 B. SOFUOGLU</b>	TUR	Motocrossing WorldSBK Team	Yamaha YZF R1	IND	21	<b>39.309</b>	7.793	1'32.194	297,6	1'31.209	291,2
17	21	<b>35 S. CHANTRA</b>	THA	Honda HRC	Honda CBR1000RR-R SP		21	<b>47.932</b>	8.623	1'32.780	296,8	1'32.028	296,0
18	18	<b>13 M. RATO</b>	ITA	Motocrossing WorldSBK Team	Yamaha YZF R1	IND	21	<b>48.660</b>	0.728	1'32.687	292,8	1'31.960	292,0
<b>-----Not Classified-----</b>													
RET	19	<b>92 Y. KUNII</b>	JPN	Honda HRC	Honda CBR1000RR-R SP		20	<b>1 Lap</b>		1'33.486	293,6	1'33.085	292,0
RET	4	<b>14 S. LOWES</b>	GBR	ELF Marc VDS Racing Team	Ducati Panigale V4R	IND	3	<b>18 Laps</b>		1'31.068	296,0	1'30.339	294,4
RET	9	<b>9 D. PETRUCCI</b>	ITA	ROKIT BMW Motorrad WorldSBK Team	BMW M1000 RR		0					1'30.671	299,2

AIR	Humidity:	50%	Temp:	14°C
TRACK	Condition:	Dry	Temp:	26°C

Records	Pole [SP]	2026	N.Bulega	1'29.616	169,202 Km/h
	Race [SPRC]	2025	T.Razgatlioglu	1'30.201	168,105 Km/h
	All Times [SP]	2026	N.Bulega	1'29.616	169,202 Km/h
Race Fastest Lap		Lap 4	I.Lecuona	1'30.562	167,434 Km/h

No. Rider	From	To	Laps	Total
<b>11 N. BULEGA</b>	1	14	14	
<b>7 I. LECUONA</b>	15	18	4	4
<b>11 N. BULEGA</b>	19	21	3	17

No. Rider	Laps
<b>11 N. BULEGA</b>	213
<b>7 I. LECUONA</b>	9
<b>5 Y. MONTELLA</b>	3
<b>14 S. LOWES</b>	2

Start 16/05/2026 14:18 End 14:53 The results are provisional until the end of the time limit for protests and appeals and the completion of the technical checks.

These data/results cannot be reproduced, stored and/or transmitted in whole or in part by any manner of electronic, mechanical, photocopying, recording, broadcasting or otherwise now known or herein after developed without the previous express consent by the copyright owner, except for reproduction in daily press and regular printed publications on sale to the public within 60 days of the event related to those data/results and always provided that copyright symbol appears together as follows below.

© DORNA WSBK ORGANIZATION Srl 2026

Clerk Of The Course: **Marcel Putsche**  
 Publication Time: **14:59**

## Czech Round, 15-17 May 2026

### Results Race 1

#### Race Highlights

Time	No. Rider	Description
13.40.00		Sighting Lap Started
13.57.56		Warm Up Lap Started
14.00.32		Start of Session
14.01.15		Yellow Flag Out - Turn 13
14.01.19	<b>9 D. PETRUCCI</b>	#9 Crashed - Turn 13
14.01.20		Double Yellow Flag Out - Turn 13
14.01.54		RED FLAG
14.02.53		Double Yellow Flag In - Turn 13
14.04.54	<b>9 D. PETRUCCI</b>	#9 Medical Centre
14.13.00		Pit Lane Opened
14.14.00		Pit Lane Closed
14.15.50		Warm Up Lap Started
14.18.28		Start of Session
14.19.35		No Jump Starts
14.23.51	<b>13 M. RATO</b>	#13 Course Cutting at Turn 1 Under Investigation
14.23.53		Yellow Flag Out - Turn 16
14.23.59	<b>14 S. LOWES</b>	#14 Crashed - Turn 16
14.24.10		Yellow Flag Out - Turn 16
14.24.17		Incident at turn 16 - Under Investigation
14.25.42		Yellow Flag Out - Turn 16
14.25.48		Yellow Flag In - Turn 16
14.25.48		Riders Under Yellow Flag at Turn 16: #60 #87 #54 #13 #35 #92 #14 #7 #5 #11 #31 #67 #47 #34 #55 #62 #97 #95 #46 #22
14.26.36	<b>13 M. RATO</b>	#13 Course Cutting at Turn 1 - No Further Action
14.26.50	<b>47 A. BASSANI</b>	#47 Course Cutting at Turn 1 Under Investigation
14.28.31	<b>47 A. BASSANI</b>	#47 Course Cutting at Turn 1 - No Further Action
14.28.51	<b>14 S. LOWES</b>	#14 Not Actively Competing
14.31.40	<b>67 A. SURRA</b>	#67 Long Lap Penalty - Irresponsible Riding - Causing a crash
14.32.49	<b>67 A. SURRA</b>	#67 Long Lap Penalty Completed
14.34.12	<b>35 S. CHANTRA</b>	#35 Course Cutting at Turn 1 Under Investigation
14.35.22	<b>35 S. CHANTRA</b>	#35 Lap Time Cancelled [1'34.273] - Exceeded Track Limits - Turn 1
14.35.41	<b>35 S. CHANTRA</b>	#35 Course Cutting at Turn 1 - No Further Action
14.39.36		2/3 of Race Distance Completed
14.39.42		WorldSPB Race 1 Pit lane opens at 15:10
14.50.49		Yellow Flag Out - Turn 16
14.50.51		Yellow Flag Out - Turn 15
14.51.03		Yellow Flag Out - Turn 16
14.51.14		Yellow Flag In - Turn 15
14.51.14		Riders Under Yellow Flag at Turn 15: #92
14.51.14	<b>92 Y. KUNII</b>	#92 Stopped with Technical Problem - Turn 16
14.51.29		Yellow Flag In - Turn 16
14.51.58	<b>92 Y. KUNII</b>	#92 Not Actively Competing
14.55.22		End of Session

16/05/2026 14:18 14:53 The results are provisional until the end of the time limit for protests and appeals and the completion of the technical checks.

Clerk Of The Course: **Marcel Putsche**  
 Publication Time: **14:59**

These data/results cannot be reproduced, stored and/or transmitted in whole or in part by any manner of electronic, mechanical, photocopying, recording, broadcasting or otherwise now known or herein after developed without the previous express consent by the copyright owner, except for reproduction in daily press and regular printed publications on sale to the public within 60 days of the event related to those data/results and always provided that copyright symbol appears together as follows below.

© DORNA WSBK ORGANIZATION Srl 2026

## Czech Round, 15-17 May 2026 Riders Standings

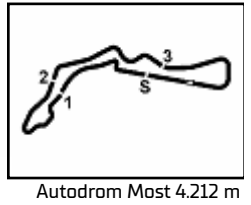
1 / 2

	Points	Points From First	Points From Previous	February 22 PHILLIP ISLAND	March 29 PORTIMAO	April 19 ASSEN	May 3 BALATON	May 17 MOST	May 31 ARAGON	June 14 MISANO	July 12 DONINGTON	September 6 MAGNY-COURS	September 27 CREMONA	October 11 ESTORIL	October 18 JEREZ			
1 <b>BULEGA</b> Nicolo (ITA)	273			25 25 12 12	25 25 12 12	25 25 12 12	25 25 12 12	25										
2 <b>LECUONA</b> Iker (ESP)	186	87		10 8 1	20 20 9	20 20 9	20 20 9	20										
3 <b>LOWES</b> Sam (GBR)	99	174	87	11 5	11 11 5	16 16 7	7 10											
4 <b>MONTELLA</b> Yari (ITA)	98	175	1	20 6	4	5 11 2	13 16 5	16										
5 <b>LOWES</b> Alex (GBR)	91	182	7	9 7	13 13 6	11 5 5	10 3	9										
6 <b>BALDASSARRI</b> Lorenzo (ITA)	88	185	3	16 7 2	5 10	8 10	13 7	10										
7 <b>OLIVEIRA</b> Miguel (POR)	85	188	3	8 9 7	16 16 7	9 4	16											
8 <b>BAUTISTA</b> Alvaro (ESP)	81	192	4	16 3	7 1	13 13 6	11 5 6											
9 <b>BASSANI</b> Axel (ITA)	78	195	3	13 20 9	8 8 2	4 3		11										
10 <b>LOCATELLI</b> Andrea (ITA)	61	212	17	3 11 4	7	10 8 1	9	8										
11 <b>GERLOFF</b> Garrett (USA)	53	220	8	5 6 4	9		3 11 2	13										
12 <b>MACKENZIE</b> Tarran (GBR)	50	223	3	4 13	2	7 6	4 8 1	5										
13 <b>VIERGE</b> Xavi (ESP)	48	225	2		10 2 3	6 9 4	6 4	4										
14 <b>PETRUCCI</b> Danilo (ITA)	46	227	2	6 10	6 9	7 3	5											
15 <b>SURRA</b> Alberto (ITA)	41	232	5	7 4	1	1	8 9 4	7										
16 <b>GARDNER</b> Remy (AUS)	24	249	17	3	3 6	2 2	7 1											
17 <b>MANZI</b> Stefano (ITA)	21	252	3	2	5	1	1 6 6											
18 <b>BRIDEWELL</b> Thomas (GBR)	11	262	10		3	3	2 3											
19 <b>NAGASHIMA</b> Tetsuta (JPN)	7	266	4	2 5														
20 <b>REA</b> Jonathan (GBR)	4	269	3		4													
21 <b>SOFUOGLU</b> Bahattin (TUR)	4	269	0	1			3											
22 <b>VAN DER MARK</b> Michael (NED)	2	271	2					2										
23 <b>RATO</b> Mattia (ITA)	2	271	0				2											
24 <b>CHANTRA</b> Somkiat (THA)	2	271	0		1		1											
25 <b>VICKERS</b> Ryan (GBR)	1	272	1	1														

16/05/2026 First Line: Race 1 & 2 - Second Line: Tissot Superpole Race

These data/results cannot be reproduced, stored and/or transmitted in whole or in part by any manner of electronic, mechanical, photocopying, recording, broadcasting or otherwise now known or herein after developed without the previous express consent by the copyright owner, except for reproduction in daily press and regular printed publications on sale to the public within 60 days of the event related to those data/results and always provided that copyright symbol appears together as follows below.

© DORNA WSBK ORGANIZATION Srl 2026



Autodrom Most 4.212 m

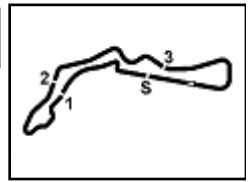
**Czech Round, 15-17 May 2026**  
**Riders Standings**

Points	Points From First	Points From Previous	Independent Riders															
			February 22 PHILLIP ISLAND	March 29 PORTIMAO	April 19 ASSEN	May 3 BALATON	May 17 MOST	May 31 ARAGON	June 14 MISANO	July 12 DONINGTON	September 6 MAGNY-COURS	September 27 CREMONA	October 11 ESTORIL	October 18 JEREZ				
1	<b>LOWES</b> Sam (GBR)	<b>99</b>	11 5	11 5	11 5	16 7	16 7	7 10										
2	<b>MONTELLA</b> Yari (ITA)	<b>98</b> 1	20 6		4	5 2	11 2	13 5	16 5	16								
3	<b>BALDASSARRI</b> Lorenzo (ITA)	<b>88</b> 11 10	16 2	7 2	5 10	8 10	13 7	10 7										
4	<b>BAUTISTA</b> Alvaro (ESP)	<b>81</b> 18 7	16 3	7 1	7 1	13 6	13 6	11 6	5 6									
5	<b>MACKENZIE</b> Tarran (GBR)	<b>50</b> 49 31	4 13	2	2	7 6	6	4 1	8 8	5								
6	<b>SURRA</b> Alberto (ITA)	<b>41</b> 58 9	7 4	1	1	1	8 4	9 7	7									
7	<b>BRIDEWELL</b> Thomas (GBR)	<b>11</b> 88 30			3	3	2	3										
8	<b>SOFUOGLU</b> Bahattin (TUR)	<b>4</b> 95 7	1					3										
9	<b>RATO</b> Mattia (ITA)	<b>2</b> 97 2						2										

16/05/2026 First Line: Race 1 & 2 - Second Line: Tissot Superpole Race

These data/results cannot be reproduced, stored and/or transmitted in whole or in part by any manner of electronic, mechanical, photocopying, recording, broadcasting or otherwise now known or herein after developed without the previous express consent by the copyright owner, except for reproduction in daily press and regular printed publications on sale to the public within 60 days of the event related to those data/results and always provided that copyright symbol appears together as follows below.

© DORNA WSBK ORGANIZATION Srl 2026



Autodrom Most 4.212 m

## Czech Round, 15-17 May 2026

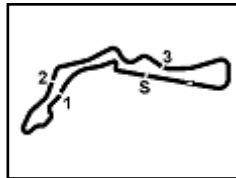
### Manufacturers Standings

	Points	Points From First	Points From Previous	February 22		March 29		April 19		May 3		May 17		May 31		June 14		July 12		September 6		September 27		October 11		October 18					
				PHILLIP ISLAND		PORTIMAO		ASSEN		BALATON		MOST		ARAGON		MISANO		DONINGTON		MAGNY-COURS		CREMONA		ESTORIL		JEREZ					
1	<b>273</b>			25	25	25	25	25	25	25	25	25	25																		
				12	12	12	12	12	12	12	12	12	12																		
2	<b>119</b>	154		13	20	13	13	11	5	10		11																			
				9	6	6	6	5	5	3		3																			
3	<b>94</b>	179	25	8	10	16	16	9	7	16		2																			
				7	7	7	7	3	3																						
4	<b>81</b>	192	13	3	11	10	7	10	9	9	7	8																			
				3	3	3	3	4	4	4	4	8																			
5	<b>53</b>	220	28	5	6	9				3	11	13																			
				4	4					2	2	13																			
6	<b>12</b>	261	41	2	5	4					1																				
				5	5																										

16/05/2026 First Line: Race 1 & 2 - Second Line: Tissot Superpole Race

These data/results cannot be reproduced, stored and/or transmitted in whole or in part by any manner of electronic, mechanical, photocopying, recording, broadcasting or otherwise now known or herein after developed without the previous express consent by the copyright owner, except for reproduction in daily press and regular printed publications on sale to the public within 60 days of the event related to those data/results and always provided that copyright symbol appears together as follows below.

© DORNA WSBK ORGANIZATION Srl 2026



## Czech Round, 15-17 May 2026

### Teams Standings

	February 22 PHILLIP ISLAND	March 29 PORTIMAO	April 19 ASSEN	May 3 BALATON	May 17 MOST	May 31 ARAGON	June 14 MISANO	July 12 DONINGTON	September 6 MAGNY-COURS	September 27 CREMONA	October 11 ESTORIL	October 18 JEREZ						
<b>1 Aruba.it Racing - Ducati</b>	<b>459</b>																	
BULEGA Nicolo	273	25 12	25 12	25 12	25 12	25 12	25											
LECUONA Iker	186	10 1	8 9	20 9	20 9	20 9	20											
<b>2 Barni Spark Racing Team</b>	<b>179 [-280]</b>																	
MONTELLA Yari	98	20 6		4	5 2	11 5	13 5	16 5	16									
BAUTISTA Alvaro	81		16 3	7 1	13 6	13 6	11 6	5										
<b>3 bimota by Kawasaki Racing Team</b>	<b>169 [-290]</b>																	
LOWES Alex	91	9 7		13 6	13 5	11 5	5 3	10 3	9									
BASSANI Axel	78		13 9	20 2	8 2	8 3	4	3	11									
<b>4 ROKIT BMW Motorrad WorldSBK Team</b>	<b>133 [-326]</b>																	
OLIVEIRA Miguel	85	8 9		16 7	16	9 4	4	16										
PETRUCCI Danilo	46	6 10		6 9		7 3	5											
VAN DER MARK Michael	2							2										
<b>5 Pata Maxus Yamaha</b>	<b>109 [-350]</b>																	
LOCATELLI Andrea	61	3 11		4 7	10 1	8 1	9	8										
VIERGE Xavi	48			10 3	2	6 4	9 4	6 4	4									
<b>6 ELF Marc VDS Racing Team</b>	<b>99 [-360]</b>																	
LOWES Sam	99	11 5		11 5	11	16 7	16 7	7 10										
<b>7 Team GoEleven</b>	<b>88 [-371]</b>																	
BALDASSARRI Lorenzo	88	16 2	7	5 10	8	10	13 7	10										
<b>8 Kawasaki WorldSBK Team</b>	<b>53 [-406]</b>																	
GERLOFF Garrett	53	5 4	6	9			3 2	11 13										
<b>9 MGM Optical Express Racing</b>	<b>50 [-409]</b>																	
MACKENZIE Tarran	50	4	13	2	7	6	4 1	8 5										
<b>10 GYTR GRT Yamaha WorldSBK Team</b>	<b>45 [-434]</b>																	
GARDNER Remy	24		3	3 6	2 2	2	7	1										
MANZI Stefano	21		2	5	1	1	6	6										
<b>11 Motocorsa Racing</b>	<b>41 [-438]</b>																	
SURRA Alberto	41	7	4	1	1	8 4	9 4	7										

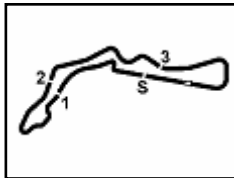
16/05/2026

These data/results cannot be reproduced, stored and/or transmitted in whole or in part by any manner of electronic, mechanical, photocopying, recording, broadcasting or otherwise now known or herein after developed without the previous express consent by the copyright owner, except for reproduction in daily press and regular printed publications on sale to the public within 60 days of the event related to those data/results and always provided that copyright symbol appears together as follows below.

© DORNA WSBK ORGANIZATION Srl 2026

FICR PERUGIA TIMING





## Czech Round, 15-17 May 2026

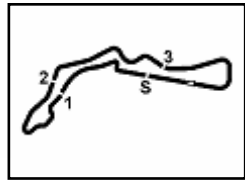
### Teams Standings

	February 22 PHILLIP ISLAND	March 29 PORTIMAO	April 19 ASSEN	May 3 BALATON	May 17 MOST	May 31 ARAGON	June 14 MISANO	July 12 DONINGTON	September 6 MAGNY-COURS	September 27 CREMONA	October 11 ESTORIL	October 18 JEREZ		
<b>12 Honda HRC</b>	<b>14</b> [-445]													
NAGASHIMA Tetsuta	7	2	5											
REA Jonathan	4		4											
CHANTRA Somkiat	2		1		1									
VICKERS Ryan	1	1												
<b>13 Superbike Advocates</b>	<b>11</b> [-448]													
BRIDEWELL Thomas	11		3	3	2	3								
<b>14 Motoxracing WorldSBK Team</b>	<b>6</b> [-453]													
SOFUOGLU Bahattin	4	1			3									
RATO Mattia	2				2									

16/05/2026

These data/results cannot be reproduced, stored and/or transmitted in whole or in part by any manner of electronic, mechanical, photocopying, recording, broadcasting or otherwise now known or herein after developed without the previous express consent by the copyright owner, except for reproduction in daily press and regular printed publications on sale to the public within 60 days of the event related to those data/results and always provided that copyright symbol appears together as follows below.

© DORNA WSBK ORGANIZATION Srl 2026



## Czech Round, 15-17 May 2026

### Teams Standings

	February 22 PHILIP ISLAND	March 29 PORTIMAO	April 19 ASSEN	May 3 BALATON	May 17 MOST	May 31 ARAGON	June 14 MISANO	July 12 DONINGTON	September 6 MAGNY-COURS	September 27 CREMONA	October 11 ESTORIL	October 18 JEREZ			
<b>Referent Teams</b>															
<b>1 Aruba.it Racing - Ducati</b>	<b>459</b>														
BULEGA Nicolo	273	25 12	25 12	25 12	25 12	25 12	25								
LECUONA Iker	186	10 8 1	20 20 9	20 20 9	20 20 9	20									
<b>2 bimota by Kawasaki Racing Team</b>	<b>169 [-290]</b>														
LOWES Alex	91	9 7	13 6	13 6	11 5	5 3	10	9							
BASSANI Axel	78	13 9	20 9	8 2	8 2	4 3		11							
<b>3 ROKiT BMW Motorrad WorldSBK Team</b>	<b>133 [-326]</b>														
OLIVEIRA Miguel	85	8 9	16 7	16 7	9 4	4 16									
PETRUCCI Danilo	46	6 10	6 9	6 9	7 3	5									
VAN DER MARK Michael	2						2								
<b>4 Pata Maxus Yamaha</b>	<b>109 [-350]</b>														
LOCATELLI Andrea	61	3 11	4 7	4 7	10 1	8 1	9	8							
VIERGE Xavi	48		10 3	2 3	6 4	9 4	6 4	4							
<b>5 Kawasaki WorldSBK Team</b>	<b>53 [-406]</b>														
GERLOFF Garrett	53	5 4	6 9	6 9			3 2	11 13							
<b>6 GYTR GRT Yamaha WorldSBK Team</b>	<b>45 [-414]</b>														
GARDNER Remy	24	3	3 6	3 6	2 2	2 7	1								
MANZI Stefano	21	2	5	5	1	1 6	6								
<b>7 Honda HRC</b>	<b>14 [-445]</b>														
NAGASHIMA Tetsuta	7	2 5													
REA Jonathan	4		4	4											
CHANTRA Somkiat	2		1	1		1									
VICKERS Ryan	1	1													

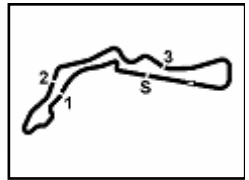
16/05/2026

These data/results cannot be reproduced, stored and/or transmitted in whole or in part by any manner of electronic, mechanical, photocopying, recording, broadcasting or otherwise now known or herein after developed without the previous express consent by the copyright owner, except for reproduction in daily press and regular printed publications on sale to the public within 60 days of the event related to those data/results and always provided that copyright symbol appears together as follows below.

© DORNA WSBK ORGANIZATION Srl 2026

FICR PERUGIA TIMING





**Czech Round, 15-17 May 2026**

**Teams Standings**

	February 22 <b>PHILLIP ISLAND</b>	March 29 <b>PORTIMAO</b>	April 19 <b>ASSEN</b>	May 3 <b>BALATON</b>	May 17 <b>MOST</b>	May 31 <b>ARAGON</b>	June 14 <b>MISANO</b>	July 12 <b>DONINGTON</b>	September 6 <b>MAGNY-COURS</b>	September 27 <b>CREMONA</b>	October 11 <b>ESTORIL</b>	October 18 <b>JEREZ</b>		
<b>Independent Teams</b>														
<b>1 Barni Spark Racing Team</b>	<b>179</b>													
MONTELLA Yari	98	20 6	4	5 11	13 16	16								
BAUTISTA Alvaro	81	16 3	7 1	13 13	11 5	6								
<b>2 ELF Marc VDS Racing Team</b>	<b>99 [-80]</b>													
LOWES Sam	99	11 5	11 11	16 16	7 10									
<b>3 Team Goeleven</b>	<b>88 [-91]</b>													
BALDASSARRI Lorenzo	88	16 7	5 10	8 10	13 10	7								
<b>4 MGM Optical Express Racing</b>	<b>50 [-129]</b>													
MACKENZIE Tarran	50	4 13	2	7 6	4 8	1 5								
<b>5 Motocorsa Racing</b>	<b>41 [-138]</b>													
SURRA Alberto	41	7 4	1	1	8 9	4 7								
<b>6 Motoxracing WorldSBK Team</b>	<b>6 [-173]</b>													
SOFUOGLU Bahattin	4	1			3									
RATO Mattia	2				2									

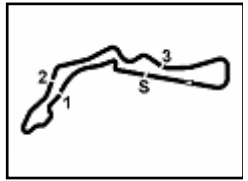
16/05/2026

These data/results cannot be reproduced, stored and/or transmitted in whole or in part by any manner of electronic, mechanical, photocopying, recording, broadcasting or otherwise now known or herein after developed without the previous express consent by the copyright owner, except for reproduction in daily press and regular printed publications on sale to the public within 60 days of the event related to those data/results and always provided that copyright symbol appears together as follows below.

© DORNA WSBK ORGANIZATION Srl 2026

FICR PERUGIA TIMING





Autodrom Most 4.212 m

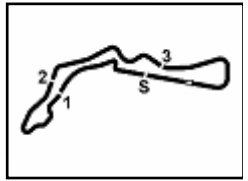
**Czech Round, 15-17 May 2026**  
**Pirelli Best Lap Award**

	Points	Points From First	Points From Previous	February 22 <b>PHILLIP ISLAND</b>	March 29 <b>PORTIMAO</b>	April 19 <b>ASSEN</b>	May 3 <b>BALATON</b>	May 17 <b>MOST</b>	May 31 <b>ARAGON</b>	June 14 <b>MISANO</b>	July 12 <b>DONINGTON</b>	September 6 <b>MAGNY-COURS</b>	September 27 <b>CREMONA</b>	October 11 <b>ESTORIL</b>	October 18 <b>JEREZ</b>			
<b>1 BULEGA</b> Nicolo (ITA)	<b>7</b>			1 1	1	1 1	1 1											
<b>2 LECUONA</b> Iker (ESP)	<b>2</b>	5			1			1										

16/05/2026 First Line: Race 1 & 2

These data/results cannot be reproduced, stored and/or transmitted in whole or in part by any manner of electronic, mechanical, photocopying, recording, broadcasting or otherwise now known or herein after developed without the previous express consent by the copyright owner, except for reproduction in daily press and regular printed publications on sale to the public within 60 days of the event related to those data/results and always provided that copyright symbol appears together as follows below.

© DORNA WSBK ORGANIZATION Srl 2026

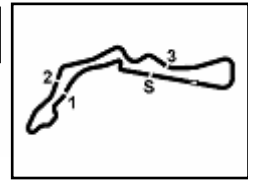


## Czech Round, 15-17 May 2026

### Best Finish Award Race 1

Points	Points From First	Points From Previous	February 22		March 29		April 19		May 3		May 17		May 31		June 14		July 12		September 6		September 27		October 11		October 18							
			PHILLIP ISLAND	PHILLIP ISLAND	PORTIMAO	PORTIMAO	ASSEN	ASSEN	BALATON	BALATON	MOST	MOST	ARAGON	ARAGON	MISANO	MISANO	DONINGTON	DONINGTON	MAGNY-COURS	MAGNY-COURS	CREMONA	CREMONA	ESTORIL	ESTORIL	JEREZ	JEREZ						
<b>1 OLIVEIRA</b> Miguel (POR)	<b>36</b>		<u>13</u> 8	<u>14</u> 7	<b>1</b> 3		<b>6</b> 7	<b>1</b> 12	<b>1</b> 3																							
<b>2 LOCATELLI</b> Andrea (ITA)	<b>27</b>	9	<b>2</b> 13	<b>10</b> 5	<b>2</b> 12	<b>5</b> 9	<b>2</b> 6	<b>1</b> 8		<b>5</b> 8																						
<b>3 MANZI</b> Stefano (ITA)	<b>27</b>	9	<b>4</b> 14		<b>6</b> 11		<b>1</b> 19	<b>5</b> 15	<b>4</b> 15	<b>7</b> 10																						
<b>4 MACKENZIE</b> Tarran (GBR)	<b>21</b>	15	<b>9</b> 4	<b>1</b> 14		<b>5</b> 9	<b>4</b> 10		<b>1</b> 8	<b>1</b> 11																						
<b>5 LECUONA</b> Iker (ESP)	<b>16</b>	20	<b>7</b> 6	<b>1</b> 8			<b>1</b> 2		<b>6</b> 2	<b>1</b> 2																						
<b>6 LOWES</b> Alex (GBR)	<b>15</b>	21		<b>3</b> 4		<b>1</b> 5		<b>4</b> 6	<b>7</b> 7																							
<b>7 SOFUOGLU</b> Bahattin (TUR)	<b>15</b>	21	<b>3</b> 16	<b>4</b> 15	<b>1</b> 20				<b>2</b> 18	<b>5</b> 13																						
<b>8 CHANTRA</b> Somkiat (THA)	<b>15</b>	21		<b>1</b> 18	<b>4</b> 15				<b>2</b> 19	<b>4</b> 15	<b>4</b> 17																					
<b>9 BALDASSARRI</b> Lorenzo (ITA)	<b>15</b>	21	<b>4</b> 3		<b>4</b> 6		<b>1</b> 8	<b>4</b> 6		<b>2</b> 6																						
<b>10 BASSANI</b> Axel (ITA)	<b>14</b>	22	<b>1</b> 4		<b>2</b> 8		<b>5</b> 12	<b>4</b> 13		<b>2</b> 5																						
<b>11 BAUTISTA</b> Alvaro (ESP)	<b>13</b>	23	<b>4</b> 3		<b>2</b> 9		<b>3</b> 4		<b>4</b> 5																							
<b>12 GERLOFF</b> Garrett (USA)	<b>11</b>	25		<b>6</b> 7					<b>3</b> 5	<b>2</b> 4																						
<b>13 BRIDEWELL</b> Thomas (GBR)	<b>10</b>	26			<b>7</b> 13				<b>1</b> 14	<b>2</b> 13																						
<b>14 PETRUCCI</b> Danilo (ITA)	<b>10</b>	26	<b>4</b> 6		<b>4</b> 7				<b>2</b> 11																							
<b>15 VIERGE</b> Xavi (ESP)	<b>9</b>	27							<b>6</b> 10	<b>3</b> 12																						
<b>16 NAGASHIMA</b> Tetsuta (JPN)	<b>9</b>	27	<b>3</b> 14	<b>6</b> 11																												
<b>17 GARDNER</b> Remy (AUS)	<b>9</b>	27	<b>1</b> 13		<b>2</b> 10				<b>1</b> 16	<b>3</b> 9	<b>2</b> 15																					
<b>18 REA</b> Jonathan (GBR)	<b>7</b>	29			<b>6</b> 12		<b>1</b> 17																									
<b>19 VAN DER MARK</b> Michael (NED)	<b>6</b>	30								<b>6</b> 14																						
<b>20 MONTELLA</b> Yari (ITA)	<b>6</b>	30					<b>1</b> 11	<b>3</b> 5	<b>2</b> 3																							
<b>21 RATO</b> Mattia (ITA)	<b>6</b>	30	<b>3</b> 17		<b>1</b> 21					<b>2</b> 14																						
<b>22 LOWES</b> Sam (GBR)	<b>5</b>	31								<b>5</b> 6																						
<b>23 KUNII</b> Yuki (JPN)	<b>5</b>	31							<b>1</b> 21	<b>4</b> 16																						
<b>24 SURRA</b> Alberto (ITA)	<b>2</b>	34	<b>1</b> 9		<b>1</b> 15																											
<b>25 SMITS</b> Twan (NED)	<b>1</b>	35					<b>1</b> 21																									

16/05/2026 First Line: Gained Positions - Second Line: Race Position - Underline: Best Finisher  
 These data/results cannot be reproduced, stored and/or transmitted in whole or in part by any manner of electronic, mechanical, photocopying, recording, broadcasting or otherwise now known or herein after developed without the previous express consent by the copyright owner, except for reproduction in daily press and regular printed publications on sale to the public within 60 days of the event related to those data/results and always provided that copyright symbol appears together as follows below.  
 © DORNA WSBK ORGANIZATION Srl 2026



	Points	Points From First	Points From Previous	February 22 <b>PHILLIP ISLAND</b>	March 29 <b>PORTIMAO</b>	April 19 <b>ASSEN</b>	May 3 <b>BALATON</b>	May 17 <b>MOST</b>	May 31 <b>ARAGON</b>	June 14 <b>MISANO</b>	July 12 <b>DONINGTON</b>	September 6 <b>MAGNY-COURS</b>	September 27 <b>CREMONA</b>	October 11 <b>ESTORIL</b>	October 18 <b>JEREZ</b>			
26 <b>VICKERS</b> Ryan [GBR]	<b>1</b>	35	0	<b>1</b> 15														

16/05/2026

First Line: Gained Positions - Second Line: Race Position - Underline: Best Finisher

These data/results cannot be reproduced, stored and/or transmitted in whole or in part by any manner of electronic, mechanical, photocopying, recording, broadcasting or otherwise now known or herein after developed without the previous express consent by the copyright owner, except for reproduction in daily press and regular printed publications on sale to the public within 60 days of the event related to those data/results and always provided that copyright symbol appears together as follows below.

© DORNA WSBK ORGANIZATION Srl 2026

## Czech Round, 15-17 May 2026

### Best Sectors & Speed Race 1

#### RESULTS

Pos	Rank	Name	Team	Laps
1	11	N. BULEGA	Ducati Panigale V4R	21
2	7	I. LECUONA	Ducati Panigale V4R	1.330
3	5	Y. MONTELLA	Ducati Panigale V4R	11.222
4	31	G. GERLOFF	Kawasaki ZX-10RR	14.094
5	47	A. BASSANI	bimota KB998 Rimini	14.568
6	34	L. BALDASSARRI	Ducati Panigale V4R	15.168
7	22	A. LOWES	bimota KB998 Rimini	22.584
8	55	A. LOCATELLI	Yamaha YZF R1	23.957
9	67	A. SURRA	Ducati Panigale V4R	25.637
10	62	S. MANZI	Yamaha YZF R1	27.500
11	95	T. MACKENZIE	Ducati Panigale V4R	28.349
12	97	X. VIERGE	Yamaha YZF R1	28.378
13	46	T. BRIDEWELL	Ducati Panigale V4R	28.387
14	60	M. VAN DER MARK	BMW M 1000 RR	31.510
15	87	R. GARDNER	Yamaha YZF R1	31.516
16	54	B. SOFUOGLU	Yamaha YZF R1	39.309
17	35	S. CHANTRA	Honda CBR1000RR-R SP	47.932
18	13	M. RATO	Yamaha YZF R1	48.660
RET	92	Y. KUNII	Honda CBR1000RR-R SP	1 Lap
RET	14	S. LOWES	Ducati Panigale V4R	18 Laps
RET	9	D. PETRUCCI	BMW M 1000 RR	

#### SPEED

Pos	Rank	Name	Team	Speed
1	7	I. LECUONA	Ducati Panigale V4R	302,5
2	97	X. VIERGE	Yamaha YZF R1	300,0
3	31	G. GERLOFF	Kawasaki ZX-10RR	300,0
4	34	L. BALDASSARRI	Ducati Panigale V4R	300,0
5	11	N. BULEGA	Ducati Panigale V4R	300,0
6	22	A. LOWES	bimota KB998 Rimini	299,2
7	95	T. MACKENZIE	Ducati Panigale V4R	299,2
8	67	A. SURRA	Ducati Panigale V4R	298,4
9	47	A. BASSANI	bimota KB998 Rimini	298,4
10	46	T. BRIDEWELL	Ducati Panigale V4R	298,4
11	55	A. LOCATELLI	Yamaha YZF R1	297,6
12	62	S. MANZI	Yamaha YZF R1	297,6
13	87	R. GARDNER	Yamaha YZF R1	297,6
14	54	B. SOFUOGLU	Yamaha YZF R1	297,6
15	60	M. VAN DER MARK	BMW M 1000 RR	296,8
16	35	S. CHANTRA	Honda CBR1000RR-R SP	296,8
17	14	S. LOWES	Ducati Panigale V4R	296,0
18	5	Y. MONTELLA	Ducati Panigale V4R	295,2
19	92	Y. KUNII	Honda CBR1000RR-R SP	293,6
20	13	M. RATO	Yamaha YZF R1	292,8

#### SEG. 1

1	11	N. BULEGA	21.762
2	7	I. LECUONA	21.780
3	67	A. SURRA	21.828
4	31	G. GERLOFF	21.844
5	47	A. BASSANI	21.848
6	5	Y. MONTELLA	21.870
7	14	S. LOWES	21.890
8	22	A. LOWES	21.910
9	34	L. BALDASSARRI	21.911
10	55	A. LOCATELLI	21.965
11	97	X. VIERGE	21.987
12	95	T. MACKENZIE	22.012
13	62	S. MANZI	22.020
14	60	M. VAN DER MARK	22.060
15	87	R. GARDNER	22.065
16	46	T. BRIDEWELL	22.067
17	54	B. SOFUOGLU	22.138
18	13	M. RATO	22.173
19	35	S. CHANTRA	22.271
20	92	Y. KUNII	22.425

#### SEG. 2

1	7	I. LECUONA	22.556
2	11	N. BULEGA	22.585
3	31	G. GERLOFF	22.630
4	5	Y. MONTELLA	22.700
5	34	L. BALDASSARRI	22.716
6	47	A. BASSANI	22.721
7	55	A. LOCATELLI	22.722
8	14	S. LOWES	22.759
9	46	T. BRIDEWELL	22.795
10	62	S. MANZI	22.796
11	22	A. LOWES	22.810
12	97	X. VIERGE	22.818
13	67	A. SURRA	22.821
14	95	T. MACKENZIE	22.883
15	54	B. SOFUOGLU	22.883
16	87	R. GARDNER	22.937
17	60	M. VAN DER MARK	22.967
18	13	M. RATO	23.129
19	35	S. CHANTRA	23.332
20	92	Y. KUNII	23.487

#### SEG. 3

1	7	I. LECUONA	23.161
2	5	Y. MONTELLA	23.258
3	67	A. SURRA	23.276
4	11	N. BULEGA	23.290
5	14	S. LOWES	23.335
6	47	A. BASSANI	23.381
7	62	S. MANZI	23.418
8	95	T. MACKENZIE	23.431
9	22	A. LOWES	23.454
10	31	G. GERLOFF	23.455
11	34	L. BALDASSARRI	23.467
12	97	X. VIERGE	23.477
13	55	A. LOCATELLI	23.497
14	60	M. VAN DER MARK	23.555
15	87	R. GARDNER	23.569
16	46	T. BRIDEWELL	23.571
17	13	M. RATO	23.614
18	35	S. CHANTRA	23.646
19	54	B. SOFUOGLU	23.717
20	92	Y. KUNII	23.892

#### SEG. 4

1	7	I. LECUONA	22.823
2	5	Y. MONTELLA	22.825
3	11	N. BULEGA	22.862
4	97	X. VIERGE	22.918
5	31	G. GERLOFF	22.940
6	67	A. SURRA	22.952
7	34	L. BALDASSARRI	22.953
8	95	T. MACKENZIE	22.961
9	46	T. BRIDEWELL	22.980
10	55	A. LOCATELLI	22.990
11	14	S. LOWES	22.991
12	47	A. BASSANI	23.034
13	54	B. SOFUOGLU	23.062
14	62	S. MANZI	23.066
15	87	R. GARDNER	23.089
16	22	A. LOWES	23.091
17	60	M. VAN DER MARK	23.135
18	13	M. RATO	23.201
19	35	S. CHANTRA	23.214
20	92	Y. KUNII	23.436

16/05/2026

These data/results cannot be reproduced, stored and/or transmitted in whole or in part by any manner of electronic, mechanical, photocopying, recording, broadcasting or otherwise now known or herein after developed without the previous express consent by the copyright owner, except for reproduction in daily press and regular printed publications on sale to the public within 60 days of the event related to those data/results and always provided that copyright symbol appears together as follows below.

© DORNA WSBK ORGANIZATION Srl 2026

## Czech Round, 15-17 May 2026

### Lap Chart Race 1

1 / 4

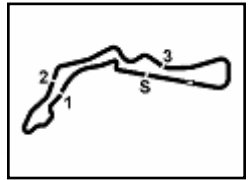
	Lap																				
	1	2	3	4	5	6	7	8	9	10	11	12	13	14	15	16	17	18	19	20	21
1	11	11	11	11	11	11	11	11	11	11	11	11	11	11	7	7	7	7	11	11	11
2	5	5	5	7	7	7	7	7	7	7	7	7	7	7	11	11	11	11	7	7	7
3	7	7	7	5	5	5	5	5	5	5	5	5	5	5	5	5	5	5	5	5	5
4	67	67	67	31	31	31	31	31	31	31	31	31	31	31	31	31	31	31	31	31	31
5	14	14	14	67	67	67	47	47	47	47	47	47	47	47	47	47	47	47	47	47	47
6	31	31	31	47	47	47	67	67	34	34	34	34	34	34	34	34	34	34	34	34	34
7	47	47	47	34	34	34	34	34	67	55	55	55	55	22	22	55	55	55	22	22	22
8	62	62	62	62	62	62	62	62	62	62	22	22	55	55	22	22	22	55	55	55	55
9	55	34	34	55	55	55	55	55	55	97	22	62	62	97	97	97	97	97	67	67	67
10	34	55	55	97	97	95	95	95	95	22	97	97	62	62	62	62	67	97	62	62	62
11	97	97	97	95	95	97	97	97	97	95	67	67	67	67	67	67	62	62	97	95	95
12	95	95	95	46	46	46	46	22	22	67	95	95	95	95	95	95	95	95	95	95	97
13	46	46	46	22	22	22	22	46	46	46	46	46	46	46	46	46	46	46	46	46	46
14	22	22	22	60	60	60	60	60	60	60	60	60	60	60	60	60	60	60	60	60	60
15	87	87	60	87	87	87	87	87	87	87	87	87	87	87	87	87	87	87	87	87	87
16	60	60	87	54	54	54	54	54	54	54	54	54	54	54	54	54	54	54	54	54	54
17	54	54	54	13	13	13	13	13	13	13	13	13	13	13	35	35	35	35	35	35	35
18	13	13	13	35	35	35	35	35	35	35	35	35	35	35	13	13	13	13	13	13	13
19	92	35	35	92	92	92	92	92	92	92	92	92	92	92	92	92	92	92	92	92	92
20	35	92	92																		

Final Result		
1	<b>11</b> N. BULEGA	Laps 21
2	<b>7</b> I. LECUONA	1.330
3	<b>5</b> Y. MONTELLA	11.222
4	<b>31</b> G. GERLOFF	14.094
5	<b>47</b> A. BASSANI	14.568
6	<b>34</b> L. BALDASSARRI	15.168
7	<b>22</b> A. LOWES	22.584
8	<b>55</b> A. LOCATELLI	23.957
9	<b>67</b> A. SURRA	25.637
10	<b>62</b> S. MANZI	27.500
11	<b>95</b> T. MACKENZIE	28.349
12	<b>97</b> X. VIERGE	28.378
13	<b>46</b> T. BRIDEWELL	28.387
14	<b>60</b> M. VAN DER MARK	31.510
15	<b>87</b> R. GARDNER	31.516
16	<b>54</b> B. SOFUOGLU	39.309
17	<b>35</b> S. CHANTRA	47.932
18	<b>13</b> M. RATO	48.660
RET	<b>92</b> Y. KUNII	1 Lap
RET	<b>14</b> S. LOWES	18 Laps
RET	<b>9</b> D. PETRUCCI	

16/05/2026

These data/results cannot be reproduced, stored and/or transmitted in whole or in part by any manner of electronic, mechanical, photocopying, recording, broadcasting or otherwise now known or herein after developed without the previous express consent by the copyright owner, except for reproduction in daily press and regular printed publications on sale to the public within 60 days of the event related to those data/results and always provided that copyright symbol appears together as follows below.

© DORNA WSBK ORGANIZATION Srl 2026



Autodrom Most 4.212 m

## Czech Round, 15-17 May 2026

### Lap Chart Race 1

2 / 4

#### Lap 1

1	<b>11</b>	N.Bulega	1'35.552
2	<b>5</b>	Y.Montella	0.235
3	<b>7</b>	I.Lecuona	0.356
4	<b>67</b>	A.Surra	0.834
5	<b>14</b>	S.Lowes	1.311
6	<b>31</b>	G.Gerloff	1.490
7	<b>47</b>	A.Bassani	1.916
8	<b>62</b>	S.Manzi	2.104
9	<b>55</b>	A.Locatelli	2.799
10	<b>34</b>	L.Baldassarri	2.826
11	<b>97</b>	X.Vierge	2.993
12	<b>95</b>	T.Mackenzie	3.089
13	<b>46</b>	T.Bridewell	3.324
14	<b>22</b>	A.Lowes	3.780
15	<b>87</b>	R.Gardner	3.909
16	<b>60</b>	M.van der Mark	3.937
17	<b>54</b>	B.Sofuoglu	4.387
18	<b>13</b>	M.Rato	4.494
19	<b>92</b>	Y.Kunii	5.119
20	<b>35</b>	S.Chantra	5.384

#### Lap 2

1	<b>11</b>	N.Bulega	3'06.171
2	<b>5</b>	Y.Montella	0.445
3	<b>7</b>	I.Lecuona	0.616
4	<b>67</b>	A.Surra	1.705
5	<b>14</b>	S.Lowes	1.760
6	<b>31</b>	G.Gerloff	2.223
7	<b>47</b>	A.Bassani	2.518
8	<b>62</b>	S.Manzi	2.968
9	<b>34</b>	L.Baldassarri	3.464
10	<b>55</b>	A.Locatelli	3.724
11	<b>97</b>	X.Vierge	3.904
12	<b>95</b>	T.Mackenzie	4.199
13	<b>46</b>	T.Bridewell	4.576
14	<b>22</b>	A.Lowes	5.115
15	<b>87</b>	R.Gardner	5.580
16	<b>60</b>	M.van der Mark	6.122
17	<b>54</b>	B.Sofuoglu	6.556
18	<b>13</b>	M.Rato	6.636
19	<b>35</b>	S.Chantra	8.894
20	<b>92</b>	Y.Kunii	9.458

#### Lap 3

1	<b>11</b>	N.Bulega	4'36.898
2	<b>5</b>	Y.Montella	0.720
3	<b>7</b>	I.Lecuona	0.840
4	<b>67</b>	A.Surra	2.531
5	<b>14</b>	S.Lowes	2.606
6	<b>31</b>	G.Gerloff	2.836
7	<b>47</b>	A.Bassani	3.075
8	<b>62</b>	S.Manzi	4.220
9	<b>34</b>	L.Baldassarri	4.310
10	<b>55</b>	A.Locatelli	4.592
11	<b>97</b>	X.Vierge	4.726
12	<b>95</b>	T.Mackenzie	5.168
13	<b>46</b>	T.Bridewell	5.688
14	<b>22</b>	A.Lowes	5.988
15	<b>60</b>	M.van der Mark	7.429
16	<b>87</b>	R.Gardner	8.260
17	<b>54</b>	B.Sofuoglu	8.329
18	<b>13</b>	M.Rato	8.596
19	<b>35</b>	S.Chantra	11.131
20	<b>92</b>	Y.Kunii	12.516

#### Lap 4

1	<b>11</b>	N.Bulega	6'07.810
2	<b>7</b>	I.Lecuona	0.490
3	<b>5</b>	Y.Montella	1.240
4	<b>31</b>	G.Gerloff	3.840
5	<b>67</b>	A.Surra	3.903

6	<b>47</b>	A.Bassani	4.040
7	<b>34</b>	L.Baldassarri	4.817
8	<b>62</b>	S.Manzi	5.231
9	<b>55</b>	A.Locatelli	5.571
10	<b>97</b>	X.Vierge	5.654
11	<b>95</b>	T.Mackenzie	6.228
12	<b>46</b>	T.Bridewell	6.515
13	<b>22</b>	A.Lowes	7.191
14	<b>60</b>	M.van der Mark	8.369
15	<b>87</b>	R.Gardner	9.465
16	<b>54</b>	B.Sofuoglu	9.922
17	<b>13</b>	M.Rato	12.068
18	<b>35</b>	S.Chantra	13.241
19	<b>92</b>	Y.Kunii	15.528

#### Lap 5

1	<b>11</b>	N.Bulega	7'38.433
2	<b>7</b>	I.Lecuona	0.421
3	<b>5</b>	Y.Montella	1.770
4	<b>31</b>	G.Gerloff	4.711
5	<b>67</b>	A.Surra	5.460
6	<b>47</b>	A.Bassani	5.946
7	<b>34</b>	L.Baldassarri	6.149
8	<b>62</b>	S.Manzi	6.840
9	<b>55</b>	A.Locatelli	6.928
10	<b>97</b>	X.Vierge	7.046
11	<b>95</b>	T.Mackenzie	7.377
12	<b>46</b>	T.Bridewell	7.846
13	<b>22</b>	A.Lowes	8.356
14	<b>60</b>	M.van der Mark	9.979
15	<b>87</b>	R.Gardner	10.887
16	<b>54</b>	B.Sofuoglu	11.517
17	<b>13</b>	M.Rato	14.343
18	<b>35</b>	S.Chantra	15.573
19	<b>92</b>	Y.Kunii	18.972

#### Lap 6

1	<b>11</b>	N.Bulega	9'09.431
2	<b>7</b>	I.Lecuona	0.202
3	<b>5</b>	Y.Montella	2.063
4	<b>31</b>	G.Gerloff	5.427
5	<b>67</b>	A.Surra	5.871
6	<b>47</b>	A.Bassani	6.122
7	<b>34</b>	L.Baldassarri	6.786
8	<b>62</b>	S.Manzi	7.706
9	<b>55</b>	A.Locatelli	8.455
10	<b>95</b>	T.Mackenzie	8.649
11	<b>97</b>	X.Vierge	8.796
12	<b>46</b>	T.Bridewell	8.974
13	<b>22</b>	A.Lowes	9.267
14	<b>60</b>	M.van der Mark	11.103
15	<b>87</b>	R.Gardner	11.897
16	<b>54</b>	B.Sofuoglu	12.830
17	<b>13</b>	M.Rato	16.531
18	<b>35</b>	S.Chantra	17.413
19	<b>92</b>	Y.Kunii	21.696

#### Lap 7

1	<b>11</b>	N.Bulega	10'40.349
2	<b>7</b>	I.Lecuona	0.188
3	<b>5</b>	Y.Montella	2.432
4	<b>31</b>	G.Gerloff	6.005
5	<b>47</b>	A.Bassani	7.005
6	<b>67</b>	A.Surra	7.215
7	<b>34</b>	L.Baldassarri	7.318
8	<b>62</b>	S.Manzi	8.799
9	<b>55</b>	A.Locatelli	9.351
10	<b>95</b>	T.Mackenzie	9.549
11	<b>97</b>	X.Vierge	9.770
12	<b>46</b>	T.Bridewell	10.117
13	<b>22</b>	A.Lowes	10.510
14	<b>60</b>	M.van der Mark	12.102
15	<b>87</b>	R.Gardner	12.993

#### Lap 8

1	<b>11</b>	N.Bulega	12'11.210
2	<b>7</b>	I.Lecuona	0.293
3	<b>5</b>	Y.Montella	3.028
4	<b>31</b>	G.Gerloff	6.658
5	<b>47</b>	A.Bassani	7.651
6	<b>67</b>	A.Surra	8.326
7	<b>34</b>	L.Baldassarri	8.423
8	<b>62</b>	S.Manzi	10.010
9	<b>55</b>	A.Locatelli	10.359
10	<b>95</b>	T.Mackenzie	10.488
11	<b>97</b>	X.Vierge	10.803
12	<b>22</b>	A.Lowes	11.426
13	<b>46</b>	T.Bridewell	11.597
14	<b>60</b>	M.van der Mark	13.355
15	<b>87</b>	R.Gardner	14.195
16	<b>54</b>	B.Sofuoglu	15.503
17	<b>13</b>	M.Rato	21.047
18	<b>35</b>	S.Chantra	21.950
19	<b>92</b>	Y.Kunii	26.945

#### Lap 9

1	<b>11</b>	N.Bulega	13'41.984
2	<b>7</b>	I.Lecuona	0.196
3	<b>5</b>	Y.Montella	3.482
4	<b>31</b>	G.Gerloff	7.517
5	<b>47</b>	A.Bassani	8.243
6	<b>34</b>	L.Baldassarri	8.992
7	<b>67</b>	A.Surra	9.922
8	<b>62</b>	S.Manzi	11.342
9	<b>55</b>	A.Locatelli	11.472
10	<b>95</b>	T.Mackenzie	11.660
11	<b>97</b>	X.Vierge	11.873
12	<b>22</b>	A.Lowes	12.136
13	<b>46</b>	T.Bridewell	12.828
14	<b>60</b>	M.van der Mark	14.673
15	<b>87</b>	R.Gardner	15.423
16	<b>54</b>	B.Sofuoglu	17.134
17	<b>13</b>	M.Rato	23.384
18	<b>35</b>	S.Chantra	24.257
19	<b>92</b>	Y.Kunii	30.333

#### Lap 10

1	<b>11</b>	N.Bulega	15'12.827
2	<b>7</b>	I.Lecuona	0.253
3	<b>5</b>	Y.Montella	4.051
4	<b>31</b>	G.Gerloff	8.147
5	<b>47</b>	A.Bassani	8.880
6	<b>34</b>	L.Baldassarri	9.818
7	<b>55</b>	A.Locatelli	12.565
8	<b>62</b>	S.Manzi	12.793
9	<b>97</b>	X.Vierge	13.230
10	<b>22</b>	A.Lowes	13.554
11	<b>95</b>	T.Mackenzie	14.063
12	<b>67</b>	A.Surra	14.325
13	<b>46</b>	T.Bridewell	14.461
14	<b>60</b>	M.van der Mark	16.213
15	<b>87</b>	R.Gardner	16.786
16	<b>54</b>	B.Sofuoglu	18.803
17	<b>13</b>	M.Rato	25.653
18	<b>35</b>	S.Chantra	26.200
19	<b>92</b>	Y.Kunii	33.500

#### Lap 11

1	<b>11</b>	N.Bulega	16'43.791
2	<b>7</b>	I.Lecuona	0.344
3	<b>5</b>	Y.Montella	4.725

4	<b>31</b>	G.Gerloff	8.617
5	<b>47</b>	A.Bassani	9.361
6	<b>34</b>	L.Baldassarri	10.167
7	<b>55</b>	A.Locatelli	13.556
8	<b>62</b>	S.Manzi	13.819
9	<b>22</b>	A.Lowes	14.165
10	<b>97</b>	X.Vierge	14.523
11	<b>67</b>	A.Surra	15.581
12	<b>95</b>	T.Mackenzie	15.906
13	<b>46</b>	T.Bridewell	16.022
14	<b>60</b>	M.van der Mark	17.467
15	<b>87</b>	R.Gardner	18.002
16	<b>54</b>	B.Sofuoglu	20.463
17	<b>13</b>	M.Rato	28.195
18	<b>35</b>	S.Chantra	29.509
19	<b>92</b>	Y.Kunii	36.322

#### Lap 12

1	<b>11</b>	N.Bulega	18'14.587
2	<b>7</b>	I.Lecuona	0.238
3	<b>5</b>	Y.Montella	5.538
4	<b>31</b>	G.Gerloff	9.406
5	<b>47</b>	A.Bassani	9.977
6	<b>34</b>	L.Baldassarri	11.067
7	<b>55</b>	A.Locatelli	14.700
8	<b>22</b>	A.Lowes	15.031
9	<b>62</b>	S.Manzi	15.162
10	<b>97</b>	X.Vierge	15.512
11	<b>67</b>	A.Surra	16.705
12	<b>95</b>	T.Mackenzie	17.139
13	<b>46</b>	T.Bridewell	17.649
14	<b>60</b>	M.van der Mark	18.924
15	<b>87</b>	R.Gardner	19.443
16	<b>54</b>	B.Sofuoglu	22.620
17	<b>13</b>	M.Rato	30.825
18	<b>35</b>	S.Chantra	31.844
19	<b>92</b>	Y.Kunii	39.465

#### Lap 13

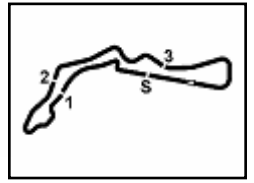
1	<b>11</b>	N.Bulega	19'45.540
2	<b>7</b>	I.Lecuona	0.208
3	<b>5</b>	Y.Montella	6.244
4	<b>31</b>	G.Gerloff	9.938
5	<b>47</b>	A.Bassani	10.584
6	<b>34</b>	L.Baldassarri	11.819
7	<b>55</b>	A.Locatelli	15.537
8	<b>22</b>	A.Lowes	15.671
9	<b>62</b>	S.Manzi	16.303
10	<b>97</b>	X.Vierge	16.417
11	<b>67</b>	A.Surra	17.564
12	<b>95</b>	T.Mackenzie	18.084
13	<b>46</b>	T.Bridewell	18.716
14	<b>60</b>	M.van der Mark	20.059
15	<b>87</b>	R.Gardner	20.878
16	<b>54</b>	B.Sofuoglu	24.392
17	<b>13</b>	M.Rato	33.512
18	<b>35</b>	S.Chantra	33.865
19	<b>92</b>	Y.Kunii	42.112

#### Lap 14

1	<b>11</b>	N.Bulega	21'17.250
2	<b>7</b>	I.Lecuona	0.113
3	<b>5</b>	Y.Montella	6.061
4	<b>31</b>	G.Gerloff	9.723
5	<b>47</b>	A.Bassani	10.406
6	<b>34</b>	L.Baldassarri	11.714
7	<b>22</b>	A.Lowes	15.910
8	<b>55</b>	A.Locatelli	16.047
9	<b>97</b>	X.Vierge	17.657
10	<b>62</b>	S.Manzi	17.924
11	<b>67</b>	A.Surra	18.185
12	<b>95</b>	T.Mackenzie	18.437
13	<b>46</b>	T.Bridewell	19.275

16/05/2026

These data/results cannot be reproduced, stored and/or transmitted in whole or in part by any manner of electronic, mechanical, photocopying, recording, broadcasting or otherwise now known



Autodrom Most 4.212 m

## Czech Round, 15-17 May 2026

### Lap Chart Race 1

15	<b>87</b> R.Gardner	21.435
16	<b>54</b> B.Sofuoglu	25.432
17	<b>13</b> M.Rato	34.882
18	<b>35</b> S.Chantra	34.939
19	<b>92</b> Y.Kunii	44.074

2	<b>11</b> N.Bulega	0.121
3	<b>5</b> Y.Montella	6.900
4	<b>31</b> G.Gerloff	10.855
5	<b>47</b> A.Bassani	11.607
6	<b>34</b> L.Baldassarri	12.292
7	<b>55</b> A.Locatelli	18.821
8	<b>22</b> A.Lowes	18.894
9	<b>97</b> X.Vierge	20.505
10	<b>67</b> A.Surra	21.029
11	<b>62</b> S.Manzi	21.572
12	<b>95</b> T.Mackenzie	21.671
13	<b>46</b> T.Bridewell	22.397
14	<b>60</b> M.van der Mark	25.746
15	<b>87</b> R.Gardner	25.945
16	<b>54</b> B.Sofuoglu	31.589
17	<b>35</b> S.Chantra	41.240
18	<b>13</b> M.Rato	41.385
19	<b>92</b> Y.Kunii	54.152

12	<b>97</b> X.Vierge	28.378
13	<b>46</b> T.Bridewell	28.387
14	<b>60</b> M.van der Mark	31.510
15	<b>87</b> R.Gardner	31.516
16	<b>54</b> B.Sofuoglu	39.309
17	<b>35</b> S.Chantra	47.932
18	<b>13</b> M.Rato	48.660

#### Lap 15

1	<b>7</b> I.Lecuona	22'48.626
2	<b>11</b> N.Bulega	0.131
3	<b>5</b> Y.Montella	6.195
4	<b>31</b> G.Gerloff	9.977
5	<b>47</b> A.Bassani	10.782
6	<b>34</b> L.Baldassarri	12.132
7	<b>22</b> A.Lowes	16.613
8	<b>55</b> A.Locatelli	16.687
9	<b>97</b> X.Vierge	18.423
10	<b>62</b> S.Manzi	18.720
11	<b>67</b> A.Surra	18.990
12	<b>95</b> T.Mackenzie	19.358
13	<b>46</b> T.Bridewell	19.908
14	<b>60</b> M.van der Mark	21.642
15	<b>87</b> R.Gardner	22.324
16	<b>54</b> B.Sofuoglu	27.063
17	<b>35</b> S.Chantra	36.636
18	<b>13</b> M.Rato	36.858
19	<b>92</b> Y.Kunii	46.655

#### Lap 19

1	<b>11</b> N.Bulega	28'53.845
2	<b>7</b> I.Lecuona	0.340
3	<b>5</b> Y.Montella	8.253
4	<b>31</b> G.Gerloff	11.949
5	<b>47</b> A.Bassani	12.594
6	<b>34</b> L.Baldassarri	13.328
7	<b>22</b> A.Lowes	20.238
8	<b>55</b> A.Locatelli	20.701
9	<b>67</b> A.Surra	22.681
10	<b>97</b> X.Vierge	23.428
11	<b>62</b> S.Manzi	23.627
12	<b>95</b> T.Mackenzie	23.646
13	<b>46</b> T.Bridewell	24.274
14	<b>60</b> M.van der Mark	27.748
15	<b>87</b> R.Gardner	27.964
16	<b>54</b> B.Sofuoglu	34.151
17	<b>35</b> S.Chantra	43.536
18	<b>13</b> M.Rato	43.811
19	<b>92</b> Y.Kunii	57.283

#### Lap 16

1	<b>7</b> I.Lecuona	24'19.902
2	<b>11</b> N.Bulega	0.208
3	<b>5</b> Y.Montella	6.721
4	<b>31</b> G.Gerloff	10.630
5	<b>47</b> A.Bassani	11.314
6	<b>34</b> L.Baldassarri	12.342
7	<b>55</b> A.Locatelli	17.464
8	<b>22</b> A.Lowes	17.621
9	<b>97</b> X.Vierge	19.139
10	<b>62</b> S.Manzi	19.764
11	<b>67</b> A.Surra	19.916
12	<b>95</b> T.Mackenzie	20.360
13	<b>46</b> T.Bridewell	20.973
14	<b>60</b> M.van der Mark	22.975
15	<b>87</b> R.Gardner	23.492
16	<b>54</b> B.Sofuoglu	28.730
17	<b>35</b> S.Chantra	38.140
18	<b>13</b> M.Rato	38.286
19	<b>92</b> Y.Kunii	49.275

#### Lap 20

1	<b>11</b> N.Bulega	30'24.651
2	<b>7</b> I.Lecuona	0.869
3	<b>5</b> Y.Montella	9.640
4	<b>31</b> G.Gerloff	13.187
5	<b>47</b> A.Bassani	13.565
6	<b>34</b> L.Baldassarri	14.449
7	<b>22</b> A.Lowes	21.376
8	<b>55</b> A.Locatelli	22.441
9	<b>67</b> A.Surra	24.192
10	<b>62</b> S.Manzi	25.584
11	<b>97</b> X.Vierge	25.839
12	<b>95</b> T.Mackenzie	25.946
13	<b>46</b> T.Bridewell	26.244
14	<b>60</b> M.van der Mark	29.631
15	<b>87</b> R.Gardner	29.814
16	<b>54</b> B.Sofuoglu	36.902
17	<b>35</b> S.Chantra	45.850
18	<b>13</b> M.Rato	46.105
19	<b>92</b> Y.Kunii	1'00.580

#### Lap 17

1	<b>7</b> I.Lecuona	25'51.447
2	<b>11</b> N.Bulega	0.285
3	<b>5</b> Y.Montella	6.751
4	<b>31</b> G.Gerloff	10.772
5	<b>47</b> A.Bassani	11.530
6	<b>34</b> L.Baldassarri	12.367
7	<b>55</b> A.Locatelli	18.272
8	<b>22</b> A.Lowes	18.378
9	<b>97</b> X.Vierge	19.716
10	<b>62</b> S.Manzi	20.496
11	<b>67</b> A.Surra	20.574
12	<b>95</b> T.Mackenzie	20.920
13	<b>46</b> T.Bridewell	21.545
14	<b>60</b> M.van der Mark	24.408
15	<b>87</b> R.Gardner	24.531
16	<b>54</b> B.Sofuoglu	30.220
17	<b>35</b> S.Chantra	39.670
18	<b>13</b> M.Rato	39.865
19	<b>92</b> Y.Kunii	51.483

#### Lap 21

1	<b>11</b> N.Bulega	31'55.741
2	<b>7</b> I.Lecuona	1.330
3	<b>5</b> Y.Montella	11.222
4	<b>31</b> G.Gerloff	14.094
5	<b>47</b> A.Bassani	14.568
6	<b>34</b> L.Baldassarri	15.168
7	<b>22</b> A.Lowes	22.584
8	<b>55</b> A.Locatelli	23.957
9	<b>67</b> A.Surra	25.637
10	<b>62</b> S.Manzi	27.500
11	<b>95</b> T.Mackenzie	28.349

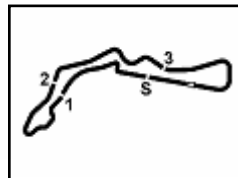
#### Lap 18

1	<b>7</b> I.Lecuona	27'23.108
---	--------------------	-----------

16/05/2026

These data/results cannot be reproduced, stored and/or transmitted in whole or in part by any manner of electronic, mechanical, photocopying, recording, broadcasting or otherwise now known or herein after developed without the previous express consent by the copyright owner, except for reproduction in daily press and regular printed publications on sale to the public within 60 days of the event related to those data/results and always provided that copyright symbol appears together as follows below.

© DORNA WSBK ORGANIZATION Srl 2026



Autodrom Most 4.212 m

4 / 4

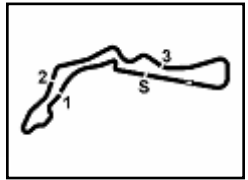
### Race Pace Comparison

	11 Bul	7 Lec	5 Mon	31 Ger	47 Bas	34 Bal	22 Alo	55 Loc	67 Sur	62 Man	95 Mac	97 Vie	46 Bri	60 vdM
1	1'35.552	1'35.908	1'35.787	1'37.042	1'37.468	1'38.378	1'39.332	1'38.351	1'36.386	1'37.656	1'38.641	1'38.545	1'38.876	1'39.489
2	1'30.619	1'30.879	<b>1'30.829</b>	1'31.352	1'31.221	<b>1'31.257</b>	1'31.954	<b>1'31.544</b>	1'31.490	<b>1'31.483</b>	1'31.729	<b>1'31.530</b>	1'31.871	1'32.804
3	1'30.727	1'30.951	1'31.002	<b>1'31.340</b>	1'31.284	1'31.573	1'31.600	1'31.595	1'31.553	1'31.979	<b>1'31.696</b>	1'31.549	1'31.839	1'32.034
4	1'30.912	<b>1'30.562</b>	1'31.432	1'31.916	1'31.877	1'31.419	1'32.115	1'31.891	1'32.284	1'31.923	1'31.972	1'31.840	<b>1'31.739</b>	1'31.852
5	1'30.623	1'30.554	1'31.153	1'31.494	1'32.529	1'31.955	1'31.788	1'31.980	1'32.180	1'32.232	1'31.772	1'32.015	1'31.954	1'32.233
6	1'30.998	1'30.779	1'31.291	1'31.714	<b>1'31.174</b>	1'31.635	1'31.909	1'32.525	<b>1'31.409</b>	1'31.864	1'32.270	1'32.748	1'32.126	1'32.122
7	1'30.918	1'30.904	1'31.287	1'31.496	1'31.801	1'31.450	1'32.161	1'31.814	1'32.262	1'32.011	1'31.818	1'31.892	1'32.061	<b>1'31.917</b>
8	1'30.861	1'30.966	1'31.457	1'31.514	1'31.507	1'31.966	1'31.777	1'31.869	1'31.972	1'32.072	1'31.800	1'31.894	1'32.341	1'32.114
9	1'30.774	1'30.677	1'31.228	1'31.633	1'31.366	1'31.343	<b>1'31.484</b>	1'31.887	1'32.370	1'32.106	1'31.946	1'31.844	1'32.005	1'32.092
10	1'30.843	1'30.900	1'31.412	1'31.473	1'31.480	1'31.669	1'32.261	1'31.936	1'35.246	1'32.294	1'33.246	1'32.200	1'32.476	1'32.383
11	1'30.964	1'31.055	1'31.638	1'31.434	1'31.445	1'31.313	1'31.575	1'31.955	1'32.220	1'31.990	1'32.807	1'32.257	1'32.525	1'32.218
12	1'30.796	1'30.690	1'31.609	1'31.585	1'31.412	1'31.696	1'31.662	1'31.940	1'31.920	1'32.139	1'32.029	1'31.785	1'32.423	1'32.253
13	1'30.953	1'30.923	1'31.659	1'31.485	1'31.560	1'31.705	1'31.593	1'31.790	1'31.812	1'32.094	1'31.898	1'31.858	1'32.020	1'32.088
14	1'31.710	1'31.615	1'31.527	1'31.495	1'31.532	1'31.605	1'31.949	1'32.220	1'32.331	1'33.331	1'32.063	1'32.950	1'32.269	1'32.213
15	1'31.507	1'31.263	1'31.510	1'31.630	1'31.752	1'31.794	1'32.079	1'32.016	1'32.181	1'32.172	1'32.297	1'32.142	1'32.009	1'32.456
16	1'31.353	1'31.276	1'31.802	1'31.929	1'31.808	1'31.486	1'32.284	1'32.053	1'32.202	1'32.320	1'32.278	1'31.992	1'32.341	1'32.609
17	1'31.622	1'31.545	1'31.575	1'31.687	1'31.761	1'31.570	1'32.302	1'32.353	1'32.203	1'32.277	1'32.105	1'32.122	1'32.117	1'32.978
18	1'31.497	1'31.661	1'31.810	1'31.744	1'31.738	1'31.586	1'32.177	1'32.210	1'32.116	1'32.737	1'32.412	1'32.450	1'32.513	1'32.999
19	<b>1'30.616</b>	1'31.077	1'32.090	1'31.831	1'31.724	1'31.773	1'32.081	1'32.617	1'32.389	1'32.792	1'32.712	1'33.660	1'32.614	1'32.739
20	1'30.806	1'31.335	1'32.193	1'32.044	1'31.777	1'31.927	1'31.944	1'32.546	1'32.317	1'32.763	1'33.106	1'33.217	1'32.776	1'32.689
21	1'31.090	1'31.551	1'32.672	1'31.997	1'32.093	1'31.809	1'32.298	1'32.606	1'32.535	1'33.006	1'33.493	1'33.629	1'33.233	1'32.969

	87 Gar	54 Sof	35 Cha	13 Rat	92 Kun	14 SLo
1	1'39.461	1'39.939	1'40.936	1'40.046	1'40.671	1'36.863
2	1'32.290	1'32.788	1'34.129	1'32.761	1'34.958	<b>1'31.068</b>
3	1'33.407	1'32.500	1'32.964	<b>1'32.687</b>	1'33.785	1'31.573
4	1'32.117	1'32.505	1'33.022	1'34.384	1'33.924	
5	1'32.045	1'32.218	1'32.955	1'32.898	1'34.067	
6	1'32.008	1'32.311	1'32.838	1'33.186	1'33.722	
7	1'32.014	<b>1'32.194</b>	1'33.136	1'33.209	1'33.542	
8	1'32.063	1'32.258	1'33.180	1'33.086	<b>1'33.486</b>	
9	<b>1'32.002</b>	1'32.405	1'33.081	1'33.111	1'34.162	
10	1'32.206	1'32.512	1'32.786	1'33.112	1'34.010	
11	1'32.180	1'32.624	1'34.273	1'33.506	1'33.786	
12	1'32.237	1'32.953	1'33.131	1'33.426	1'33.939	
13	1'32.388	1'32.725	1'32.974	1'33.640	1'33.600	
14	1'32.267	1'32.750	1'32.784	1'33.080	1'33.672	
15	1'32.265	1'33.007	1'33.073	1'33.352	1'33.957	
16	1'32.444	1'32.943	<b>1'32.780</b>	1'32.704	1'33.896	
17	1'32.584	1'33.035	1'33.075	1'33.124	1'33.753	
18	1'33.075	1'33.030	1'33.231	1'33.181	1'34.330	
19	1'32.756	1'33.299	1'33.033	1'33.163	1'33.868	
20	1'32.656	1'33.557	1'33.120	1'33.100	1'34.103	
21	1'32.792	1'33.497	1'33.172	1'33.645		

16/05/2026  
 These data/results cannot be reproduced, stored and/or transmitted in whole or in part by any manner of electronic, mechanical, photocopying, recording, broadcasting or otherwise now known or herein after developed without the previous express consent by the copyright owner, except for reproduction in daily press and regular printed publications on sale to the public within 60 days of the event related to those data/results and always provided that copyright symbol appears together as follows below.  
 © DORNA WSBK ORGANIZATION Srl 2026





Autodrom Most 4.212 m

## Czech Round, 15-17 May 2026

### Chronological Analysis Race 1

Start at 14:18'09.244

1 / 4

1° 11 N. BULEGA [1'30.616]							
Lap	Seg1	Seg2	Seg3	Seg4	Lap Time	km/h	Local Time
1		22.737	23.354	22.928	1'35.552	212,4	14:19'44.796
2	21.837	22.587	23.333	<b>22.862</b>	1'30.619	292,8	14:21'15.415
3	21.914	22.587	<b>23.290</b>	22.936	1'30.727	292,8	14:22'46.142
4	21.990	22.692	23.357	22.873	1'30.912	293,6	14:24'17.054
5	21.830	22.607	23.327	22.859	1'30.623C	293,6	14:25'47.677
6	21.967	22.697	23.341	22.993	1'30.998	293,6	14:27'18.675
7	21.945	22.661	23.392	22.920	1'30.918	292,8	14:28'49.593
8	21.848	22.678	23.422	22.913	1'30.861	293,6	14:30'20.454
9	21.834	<b>22.585</b>	23.355	23.000	1'30.774	294,4	14:31'51.228
10	21.848	22.622	23.374	22.999	1'30.843	293,6	14:33'22.071
11	21.936	22.724	23.329	22.975	1'30.964	294,4	14:34'53.035
12	21.764	22.615	23.411	23.006	1'30.796	294,4	14:36'23.831
13	21.880	22.736	23.369	22.968	1'30.953	294,4	14:37'54.784
14	22.152	23.091	23.495	22.972	1'31.710	295,2	14:39'26.494
15	22.296	22.883	23.443	22.885	1'31.507	296,0	14:40'58.001
16	22.053	22.788	23.528	22.984	1'31.353	299,2	14:42'29.354
17	22.103	22.830	23.527	23.162	1'31.622	<b>300,0</b>	14:44'00.976
18	22.015	22.779	23.648	23.055	1'31.497	<b>300,0</b>	14:45'32.473
19	<b>21.762</b>	22.648	23.306	22.900	<b>1'30.616</b>	<b>300,0</b>	14:47'03.089
20	21.771	22.661	23.470	22.904	1'30.806	295,2	14:48'33.895
21	21.847	22.762	23.517	22.964	1'31.090	295,2	14:50'04.985

Race Time 31'55.741

15	21.929	23.006	23.539	23.036	1'31.510	<b>295,2</b>	14:41'04.065
16	22.082	22.952	23.627	23.141	1'31.802	294,4	14:42'35.867
17	21.908	23.013	23.629	23.025	1'31.575	293,6	14:44'07.442
18	21.952	23.021	23.735	23.102	1'31.810	<b>295,2</b>	14:45'39.252
19	21.996	23.100	23.776	23.218	1'32.090	294,4	14:47'11.342
20	21.994	23.189	23.902	23.108	1'32.193	293,6	14:48'43.535
21	22.099	23.185	23.942	23.446	1'32.672	294,4	14:50'16.207

Race Time 32'06.963

2° 7 I. LECUONA [1'30.562]							
Lap	Seg1	Seg2	Seg3	Seg4	Lap Time	km/h	Local Time
1		22.632	23.255	22.922	1'35.908	215,3	14:19'45.152
2	21.994	22.757	23.305	<b>22.823</b>	1'30.879	299,2	14:21'16.031
3	22.016	22.697	23.350	22.888	1'30.951	298,4	14:22'46.982
4	21.938	<b>22.556</b>	<b>23.161</b>	22.907	<b>1'30.562</b>	301,6	14:24'17.544
5	21.843	22.572	23.256	22.883	1'30.554C	296,0	14:25'48.098
6	21.929	22.638	23.265	22.947	1'30.779	296,8	14:27'18.877
7	21.925	22.805	23.324	22.850	1'30.904	298,4	14:28'49.781
8	21.931	22.763	23.367	22.905	1'30.966	297,6	14:30'20.747
9	21.863	22.616	23.308	22.890	1'30.677	300,0	14:31'51.424
10	21.878	22.739	23.296	22.987	1'30.900	300,0	14:33'22.324
11	21.940	22.764	23.395	22.956	1'31.055	300,0	14:34'53.379
12	<b>21.780</b>	22.725	23.278	22.907	1'30.690	299,2	14:36'24.069
13	21.869	22.764	23.330	22.960	1'30.923	299,2	14:37'54.992
14	22.219	22.970	23.466	22.960	1'31.615	<b>302,5</b>	14:39'26.607
15	22.018	22.755	23.438	23.052	1'31.263	<b>302,5</b>	14:40'57.870
16	21.885	22.851	23.515	23.025	1'31.276	295,2	14:42'29.146
17	22.034	22.829	23.592	23.090	1'31.545	295,2	14:44'00.691
18	22.044	22.785	23.750	23.082	1'31.661	295,2	14:45'32.352
19	22.097	22.783	23.286	22.911	1'31.077	296,0	14:47'03.429
20	21.836	22.744	23.640	23.115	1'31.335	301,6	14:48'34.764
21	21.949	22.896	23.603	23.103	1'31.551	298,4	14:50'06.315

Race Time 31'57.071

4° 31 G. GERLOFF [1'31.340]							
Lap	Seg1	Seg2	Seg3	Seg4	Lap Time	km/h	Local Time
1		23.133	23.467	<b>22.940</b>	1'37.042	208,3	14:19'46.286
2	21.992	<b>22.630</b>	23.531	23.199	1'31.352	296,8	14:21'17.638
3	22.034	22.709	<b>23.455</b>	23.142	<b>1'31.340</b>	296,8	14:22'48.978
4	22.134	22.831	23.724	23.227	1'31.916	<b>300,0</b>	14:24'20.894
5	21.918	22.752	23.561	23.263	1'31.494C	289,7	14:25'52.388
6	21.998	22.940	23.601	23.175	1'31.714	289,7	14:27'24.102
7	22.017	22.732	23.576	23.171	1'31.496	290,5	14:28'55.598
8	22.056	22.778	23.546	23.134	1'31.514	291,2	14:30'27.112
9	21.955	22.839	23.632	23.207	1'31.633	291,2	14:31'58.745
10	21.921	22.756	23.594	23.202	1'31.473	290,5	14:33'30.218
11	<b>21.844</b>	22.794	23.603	23.193	1'31.434	291,2	14:35'01.652
12	21.939	22.887	23.636	23.123	1'31.585	288,2	14:36'33.237
13	21.936	22.744	23.629	23.176	1'31.485	292,8	14:38'04.722
14	21.915	22.778	23.682	23.120	1'31.495	293,6	14:39'36.217
15	21.957	22.804	23.651	23.218	1'31.630	292,8	14:41'07.847
16	22.154	22.890	23.733	23.152	1'31.929	292,0	14:42'39.776
17	21.904	22.792	23.853	23.138	1'31.687	293,6	14:44'11.463
18	21.934	22.930	23.649	23.231	1'31.744	292,8	14:45'43.207
19	21.964	22.975	23.682	23.210	1'31.831	292,8	14:47'15.038
20	22.093	22.986	23.788	23.177	1'32.044	292,8	14:48'47.082
21	22.100	22.935	23.658	23.304	1'31.997	291,2	14:50'19.079

Race Time 32'09.835

3° 5 Y. MONTELLA [1'30.829]							
Lap	Seg1	Seg2	Seg3	Seg4	Lap Time	km/h	Local Time
1		22.763	<b>23.258</b>	22.962	1'35.787	212,0	14:19'45.031
2	21.933	22.726	23.345	<b>22.825</b>	<b>1'30.829</b>	292,8	14:21'15.860
3	21.980	<b>22.700</b>	23.392	22.930	1'31.002	292,0	14:22'46.862
4	22.317	22.830	23.325	22.960	1'31.432	294,4	14:24'18.294
5	21.975	22.828	23.347	23.003	1'31.153C	293,6	14:25'49.447
6	22.127	22.763	23.434	22.967	1'31.291	292,8	14:27'20.738
7	22.045	22.845	23.456	22.941	1'31.287	293,6	14:28'52.025
8	22.124	22.878	23.440	23.015	1'31.457	292,8	14:30'23.482
9	21.935	22.864	23.444	22.985	1'31.228	<b>295,2</b>	14:31'54.710
10	21.976	22.795	23.561	23.080	1'31.412	294,4	14:33'26.122
11	21.998	22.909	23.653	23.078	1'31.638	<b>295,2</b>	14:34'57.760
12	22.096	22.928	23.538	23.047	1'31.609	<b>295,2</b>	14:36'29.369
13	21.998	22.955	23.545	23.161	1'31.659	<b>295,2</b>	14:38'01.028
14	<b>21.870</b>	23.026	23.583	23.048	1'31.527	<b>295,2</b>	14:39'32.555

5° 47 A. BASSANI [1'31.174]							
Lap	Seg1	Seg2	Seg3	Seg4	Lap Time	km/h	Local Time
1		23.228	23.514	23.074	1'37.468	214,0	14:19'46.712
2	21.956	22.744	23.443	23.078	1'31.221	296,8	14:21'17.933
3	22.040	22.768	23.411	23.065	1'31.284	297,6	14:22'49.217
4	22.108	22.873	23.664	23.232	1'31.877	<b>298,4</b>	14:24'21.094
5	22.656	<b>23.279</b>	23.470	23.124	1'32.529C	296,8	14:25'53.623
6	21.976	<b>22.721</b>	<b>23.381</b>	23.096	<b>1'31.174</b>	294,4	14:27'24.797
7	22.148	22.892	23.561	23.200	1'31.801	292,0	14:28'56.598
8	22.038	22.824	23.611	<b>23.034</b>	1'31.507	290,5	14:30'28.105
9	21.956	22.776	23.512	23.122	1'31.366	292,0	14:31'59.471
10	22.050	22.780	23.524	23.126	1'31.480	286,7	14:33'30.951
11	21.918	22.832	23.531	23.164	1'31.445	292,0	14:35'02.396
12	21.928	22.751	23.546	23.187	1'31.412	288,9	14:36'33.808
13	22.020	22.838	23.521	23.181	1'31.560	293,6	14:38'05.368
14	21.873	22.837	23.644	23.178	1'31.532	294,4	14:39'36.900
15	<b>21.848</b>	23.017	23.625	23.262	1'31.752	294,4	14:41'08.652
16	22.080	22.926	23.598	23.204	1'31.808	292,8	14:42'40.460
17	21.990	22.916	23.692	23.163	1'31.761	293,6	14:44'12.221
18	21.955	22.848	23.670	23.265	1'31.738	293,6	14:45'43.959
19	22.007	22.882	23.615	23.220	1'31.724	292,0	14:47'15.683
20	21.964	22.940	23.672	23.201	1'31.777	295,2	14:48'47.460
21	22.061	22.982	23.723	23.327	1'32.093	293,6	14:50'19.553

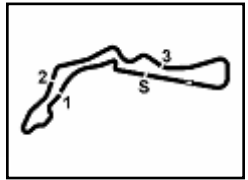
Race Time 32'10.309

6° 34 L. BALDASSARRI [1'31.257]							
Lap	Seg1	Seg2	Seg3	Seg4	Lap Time	km/h	Local Time
1		23.159	24.285	22.973	1'38.378	218,3	14:19'47.622
2	22.072	22.765	<b>23.467</b>	<b>22.953</b>	<b>1'31.257</b>	294,4	14:21'18.879
3	22.216	22.828	23.510	23.019	1'31.573	296,0	14:22'50.452
4	<b>21.911</b>	22.782	23.608	23.118	1'31.419	298,4	14:24'21.871
5	22.222	23.192	23.578	22.963	1'31.955C	296,0	14:25'53.826

16/05/2026 P = Pits In/Out - C = Lap Time Cancelled

These data/results cannot be reproduced, stored and/or transmitted in whole or in part by any manner of electronic, mechanical, photocopying, recording, broadcasting or otherwise now known or herein after developed without the previous express consent by the copyright owner, except for reproduction in daily press and regular printed publications on sale to the public within 60 days of the event related to those data/results and always provided that copyright symbol appears together as follows below.

© DORNA WSBK ORGANIZATION Srl



## Czech Round, 15-17 May 2026

### Chronological Analysis Race 1

Autodrom Most 4.212 m

Start at 14:18'09.244

2 / 4

Lap	Seg1	Seg2	Seg3	Seg4	Lap Time	km/h	Local Time
6	22.056	22.959	23.570	23.050	1'31.635	295,2	14:27'25.461
7	21.971	22.802	23.532	23.145	1'31.450	296,0	14:28'56.911
8	22.222	23.041	23.593	23.110	1'31.966	296,0	14:30'28.877
9	21.916	22.783	23.555	23.089	1'31.343	<b>300,0</b>	14:32'00.220
10	22.018	22.931	23.682	23.038	1'31.669	295,2	14:33'31.889
11	21.991	<b>22.716</b>	23.554	23.052	1'31.313	293,6	14:35'03.202
12	22.071	22.801	23.660	23.164	1'31.696	294,4	14:36'34.898
13	21.984	22.814	23.734	23.173	1'31.705	295,2	14:38'06.603
14	22.024	22.873	23.614	23.094	1'31.605	296,0	14:39'38.208
15	21.996	23.107	23.661	23.030	1'31.794	296,8	14:41'10.002
16	21.932	22.867	23.626	23.061	1'31.486	294,4	14:42'41.488
17	21.985	22.922	23.571	23.092	1'31.570	295,2	14:44'13.058
18	21.986	22.872	23.670	23.058	1'31.586	296,0	14:45'44.644
19	22.029	22.896	23.611	23.237	1'31.773	296,8	14:47'16.417
20	22.040	23.005	23.777	23.105	1'31.927	296,0	14:48'48.344
21	22.071	22.952	23.677	23.109	1'31.809	296,0	14:50'20.153

Race Time 32'10.909

Race Time 32'19.698

7° 22 A. LOWES [1'31.484]							
Lap	Seg1	Seg2	Seg3	Seg4	Lap Time	km/h	Local Time
1		23.680	24.003	23.177	1'39.332	224,1	14:19'48.576
2	22.291	23.043	23.524	23.096	1'31.954	294,4	14:21'20.530
3	22.130	22.895	23.476	23.099	1'31.600	296,8	14:22'52.130
4	22.172	22.956	23.738	23.249	1'32.115	296,0	14:24'24.245
5	22.090	22.839	23.657	23.202	1'31.788C	296,8	14:25'56.033
6	22.148	22.940	23.631	23.190	1'31.909	294,4	14:27'27.942
7	22.387	22.966	23.580	23.228	1'32.161	297,6	14:29'00.103
8	22.010	22.996	23.581	23.190	1'31.777	296,0	14:30'31.880
9	21.992	22.821	<b>23.454</b>	23.217	<b>1'31.484</b>	295,2	14:32'03.364
10	22.384	23.092	23.694	<b>23.091</b>	1'32.261	298,4	14:33'35.625
11	21.967	22.894	23.530	23.184	1'31.575	297,6	14:35'07.200
12	22.037	22.845	23.553	23.227	1'31.662	295,2	14:36'38.862
13	<b>21.910</b>	<b>22.810</b>	23.660	23.213	1'31.593	296,8	14:38'10.455
14	22.108	22.913	23.657	23.271	1'31.949	<b>299,2</b>	14:39'42.404
15	21.945	22.984	23.718	23.432	1'32.079	292,8	14:41'14.483
16	22.218	23.103	23.715	23.248	1'32.284	292,0	14:42'46.767
17	22.079	22.985	23.810	23.428	1'32.302	296,0	14:44'19.069
18	22.256	22.981	23.635	23.305	1'32.177	298,4	14:45'51.246
19	22.061	23.023	23.597	23.400	1'32.081	296,8	14:47'23.327
20	21.957	22.982	23.694	23.311	1'31.944	292,0	14:48'55.271
21	22.037	22.993	23.892	23.376	1'32.298	290,5	14:50'27.569

Race Time 32'18.325

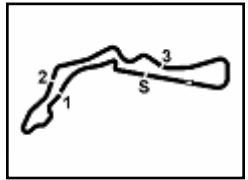
Race Time 32'21.378

8° 55 A. LOCATELLI [1'31.544]							
Lap	Seg1	Seg2	Seg3	Seg4	Lap Time	km/h	Local Time
1		23.521	23.751	23.183	1'38.351	222,3	14:19'47.595
2	22.335	<b>22.722</b>	<b>23.497</b>	<b>22.990</b>	<b>1'31.544</b>	286,7	14:21'19.139
3	22.239	22.783	23.514	23.059	1'31.595	296,0	14:22'50.734
4	22.363	22.752	23.591	23.185	1'31.891	294,4	14:24'22.625
5	22.065	22.936	23.605	23.374	1'31.980C	294,4	14:25'54.605
6	22.314	23.208	23.743	23.260	1'32.525	<b>297,6</b>	14:27'27.130
7	22.162	22.857	23.547	23.248	1'31.814	292,0	14:28'58.944
8	22.125	22.820	23.641	23.283	1'31.869	293,6	14:30'30.813
9	22.102	22.929	23.702	23.154	1'31.887	295,2	14:32'02.700
10	22.100	22.835	23.717	23.284	1'31.936	<b>297,6</b>	14:33'34.636
11	<b>21.965</b>	22.847	23.783	23.360	1'31.955	291,2	14:35'06.591
12	22.042	22.849	23.744	23.305	1'31.940	291,2	14:36'38.531
13	22.002	22.806	23.733	23.249	1'31.790	292,8	14:38'10.321
14	22.097	22.852	23.992	23.279	1'32.220	292,8	14:39'42.541
15	22.121	22.893	23.746	23.256	1'32.016	295,2	14:41'14.557
16	22.016	22.940	23.749	23.348	1'32.053	296,8	14:42'46.610
17	22.040	22.982	23.904	23.427	1'32.353	291,2	14:44'18.963
18	22.076	22.948	23.788	23.398	1'32.210	291,2	14:45'51.173
19	22.476	23.081	23.812	23.248	1'32.617	292,0	14:47'23.790
20	22.091	23.086	23.908	23.461	1'32.546	295,2	14:48'56.336
21	22.127	23.057	23.992	23.430	1'32.606	292,0	14:50'28.942

16/05/2026 P = Pits In/Out - C = Lap Time Cancelled

These data/results cannot be reproduced, stored and/or transmitted in whole or in part by any manner of electronic, mechanical, photocopying, recording, broadcasting or otherwise now known or herein after developed without the previous express consent by the copyright owner, except for reproduction in daily press and regular printed publications on sale to the public within 60 days of the event related to those data/results and always provided that copyright symbol appears together as follows below.

© DORNA WSBK ORGANIZATION Srl 2026



Autodrom Most 4.212 m

## Czech Round, 15-17 May 2026

### Chronological Analysis Race 1

Start at 14:18'09.244

3 / 4

13	22.119	23.050	23.598	23.131	1'31.898	296,8	14:38'12.868	4	22.148	22.992	23.550	23.162	1'31.852C	295,2	14:24'25.423
14	22.144	23.117	23.695	23.107	1'32.063	294,4	14:39'44.931	5	22.353	23.045	23.589	23.246	1'32.233C	296,0	14:25'57.656
15	22.193	23.122	23.766	23.216	1'32.297	298,4	14:41'17.228	6	22.195	23.033	23.647	23.247	1'32.122	293,6	14:27'29.778
16	22.140	23.126	23.774	23.238	1'32.278	297,6	14:42'49.506	7	22.120	22.974	23.577	23.246	1'31.917	293,6	14:29'01.695
17	<b>22.012</b>	23.081	23.768	23.244	1'32.105	296,0	14:44'21.611	8	22.142	23.024	23.710	23.238	1'32.114	295,2	14:30'33.809
18	22.186	23.284	23.671	23.271	1'32.412	298,4	14:45'54.023	9	22.124	23.021	23.615	23.332	1'32.092	294,4	14:32'05.901
19	22.530	23.081	23.790	23.311	1'32.712	298,4	14:47'26.735	10	22.162	23.188	23.736	23.297	1'32.383	294,4	14:33'38.284
20	22.491	22.991	24.257	23.367	1'33.106	294,4	14:48'59.841	11	22.155	23.073	23.697	23.293	1'32.218	295,2	14:35'10.502
21	22.244	23.354	24.186	23.709	1'33.493	<b>299,2</b>	14:50'33.334	12	22.162	23.072	23.727	23.292	1'32.253	295,2	14:36'42.755

Race Time 32'24.090

12° 97 X. VIERGE (1'31.530)							
Lap	Seg.1	Seg.2	Seg.3	Seg.4	Lap Time	km/h	Local Time
1		23.456	23.898	23.062	1'38.545	217,4	14:19'47.789
2	22.243	22.855	<b>23.477</b>	22.955	<b>1'31.530</b>	<b>300,0</b>	14:21'19.319
3	22.254	<b>22.818</b>	23.559	<b>22.918</b>	1'31.549	<b>300,0</b>	14:22'50.868
4	22.572	22.822	23.486	22.960	1'31.840	<b>300,0</b>	14:24'22.708
5	22.213	22.912	23.872	23.018	1'32.015C	296,8	14:25'54.723
6	22.685	23.070	23.632	23.361	1'32.748	299,2	14:27'27.471
7	22.131	23.033	23.594	23.134	1'31.892	296,8	14:28'59.363
8	22.339	22.984	23.540	23.031	1'31.894	296,8	14:30'31.257
9	22.167	22.939	23.582	23.156	1'31.844	298,4	14:32'03.101
10	22.426	23.066	23.657	23.051	1'32.200	297,6	14:33'35.301
11	22.069	22.988	24.044	23.156	1'32.257	296,0	14:35'07.558
12	22.151	22.929	23.557	23.148	1'31.785	296,8	14:36'39.343
13	22.085	22.956	23.695	23.122	1'31.858	299,2	14:38'11.201
14	22.893	23.122	23.752	23.183	1'32.950	<b>300,0</b>	14:39'44.151
15	22.052	22.997	23.867	23.226	1'32.142	294,4	14:41'16.293
16	22.000	23.066	23.752	23.174	1'31.992	293,6	14:42'48.285
17	<b>21.987</b>	23.019	23.822	23.294	1'32.122	293,6	14:44'20.407
18	22.121	23.091	23.872	23.366	1'32.450	293,6	14:45'52.857
19	22.859	23.271	24.140	23.390	1'33.660	295,2	14:47'26.517
20	22.203	23.239	24.382	23.393	1'33.217	295,2	14:48'59.734
21	22.142	23.185	24.456	23.846	1'33.629	296,8	14:50'33.363

Race Time 32'24.119

13° 46 T. BRIDEWELL (1'31.739)							
Lap	Seg.1	Seg.2	Seg.3	Seg.4	Lap Time	km/h	Local Time
1		23.540	23.779	23.137	1'38.876	227,8	14:19'48.120
2	22.319	23.001	<b>23.571</b>	<b>22.980</b>	1'31.871	291,2	14:21'19.991
3	22.328	<b>22.795</b>	23.692	23.024	1'31.839	297,6	14:22'51.830
4	22.094	22.944	23.655	23.046	<b>1'31.739</b>	297,6	14:24'23.569
5	22.190	22.959	23.710	23.095	1'31.954C	297,6	14:25'55.523
6	22.301	22.965	23.688	23.172	1'32.126	294,4	14:27'27.649
7	22.265	23.003	23.661	23.132	1'32.061	296,8	14:28'59.710
8	22.237	22.972	23.960	23.172	1'32.341	296,0	14:30'32.051
9	22.205	22.955	23.749	23.096	1'32.005	<b>298,4</b>	14:32'04.056
10	22.112	23.230	23.870	23.264	1'32.476	<b>298,4</b>	14:33'36.532
11	22.255	23.150	23.848	23.272	1'32.525	296,0	14:35'09.057
12	22.317	23.048	23.833	23.225	1'32.423	296,0	14:36'41.480
13	22.205	22.914	23.754	23.147	1'32.020	297,6	14:38'13.500
14	22.164	23.109	23.753	23.243	1'32.269	297,6	14:39'45.769
15	22.163	22.987	23.679	23.180	1'32.009	296,8	14:41'17.778
16	22.171	23.212	23.723	23.235	1'32.341	<b>298,4</b>	14:42'50.119
17	<b>22.067</b>	23.025	23.770	23.255	1'32.117	297,6	14:44'22.236
18	22.272	23.110	23.772	23.359	1'32.513	297,6	14:45'54.749
19	22.337	23.166	23.809	23.302	1'32.614	296,8	14:47'27.363
20	22.267	23.208	23.981	23.320	1'32.776	<b>298,4</b>	14:49'00.139
21	22.241	23.268	24.119	23.605	1'33.233	295,2	14:50'33.372

Race Time 32'24.128

14° 60 M. VAN DER MARK (1'31.917)							
Lap	Seg.1	Seg.2	Seg.3	Seg.4	Lap Time	km/h	Local Time
1		23.795	23.770	<b>23.135</b>	1'39.489	223,6	14:19'48.733
2	22.832	23.164	23.630	23.178	1'32.804	280,8	14:21'21.537
3	22.211	23.059	<b>23.555</b>	23.209	1'32.034	<b>296,8</b>	14:22'53.571

15° 87 R. GARDNER (1'32.002)							
Lap	Seg.1	Seg.2	Seg.3	Seg.4	Lap Time	km/h	Local Time
1		23.748	23.918	23.211	1'39.461	225,5	14:19'48.705
2	22.528	23.042	<b>23.569</b>	23.151	1'32.290	278,7	14:21'20.995
3	23.327	23.063	23.928	<b>23.089</b>	1'33.407	292,0	14:22'54.402
4	22.270	<b>22.937</b>	23.657	23.253	1'32.117C	293,6	14:24'26.519
5	22.204	22.984	23.609	23.248	1'32.045C	291,2	14:25'58.564
6	22.123	23.001	23.645	23.239	1'32.008	291,2	14:27'30.572
7	22.090	22.947	23.715	23.262	1'32.014	292,0	14:29'02.586
8	<b>22.065</b>	23.022	23.734	23.242	1'32.063	292,0	14:30'34.649
9	22.170	23.009	23.693	23.130	<b>1'32.002</b>	291,2	14:32'06.651
10	22.137	22.968	23.822	23.279	1'32.206	292,8	14:33'38.857
11	22.077	23.042	23.769	23.292	1'32.180	293,6	14:35'11.037
12	22.139	23.088	23.781	23.229	1'32.237	292,8	14:36'43.274
13	22.264	23.027	23.779	23.318	1'32.388	294,4	14:38'15.662
14	22.258	22.969	23.799	23.241	1'32.267	292,8	14:39'47.929
15	22.173	23.127	23.776	23.189	1'32.265	292,8	14:41'20.194
16	22.089	23.141	23.935	23.279	1'32.444	294,4	14:42'52.638
17	22.191	23.060	23.854	23.479	1'32.584	293,6	14:44'25.222
18	22.487	23.273	24.003	23.312	1'33.075	294,4	14:45'58.297
19	22.280	23.166	23.963	23.347	1'32.756	295,2	14:47'31.053
20	22.206	23.187	23.992	23.271	1'32.656	295,2	14:49'03.709
21	22.190	23.232	23.980	23.390	1'32.792	<b>297,6</b>	14:50'36.501

Race Time 32'27.251

16° 54 B. SOFUOGLU (1'32.194)							
Lap	Seg.1	Seg.2	Seg.3	Seg.4	Lap Time	km/h	Local Time
1		23.798	23.897	23.307	1'39.939	220,0	14:19'49.183
2	22.627	23.097	23.785	23.279	1'32.788	292,0	14:21'21.971
3	22.539	22.978	23.921	<b>23.062</b>	1'32.500	292,8	14:22'54.471
4	22.609	22.995	23.657	23.244	1'32.505C	<b>297,6</b>	14:24'26.976
5	22.207	22.937	23.782	23.292	1'32.218C	292,8	14:25'59.194
6	22.181	22.903	23.824	23.403	1'32.311	291,2	14:27'31.505
7	22.156	<b>22.883</b>	23.844	23.311	<b>1'32.194</b>	289,7	14:29'03.699
8	22.193	22.970	<b>23.717</b>	23.378	1'32.258	290,5	14:30'35.957
9	22.238	22.919	23.860	23.388	1'32.405	290,5	14:32'08.362
10	22.150	22.899	24.044	23.419	1'32.512	289,7	14:33'40.874
11	<b>22.138</b>	23.068	24.015	23.403	1'32.624	291,2	14:35'13.498
12	22.397	23.150	23.944	23.462	1'32.953	288,9	14:36'46.451
13	22.211	23.132	23.915	23.467	1'32.725	290,5	14:38'19.176
14	22.235	23.125	23.922	23.468	1'32.750	290,5	14:39'51.926
15	22.221	23.154	24.114	23.518	1'33.007	291,2	14:41'24.933
16	22.318	23.226	23.957	23.442	1'32.943	289,7	14:42'57.876
17	22.388	23.117	24.041	23.489	1'33.035	289,7	14:44'30.911
18	22.373	23.210	23.974	23.473	1'33.030	288,2	14:46'03.941
19	22.387	23.253	24.137	23.522	1'33.299	288,9	14:47'37.240

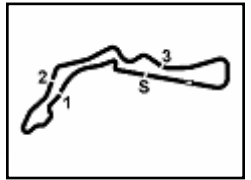
Race Time 32'27.257

16/05/2026

P = Pits In/Out - C = Lap Time Cancelled

These data/results cannot be reproduced, stored and/or transmitted in whole or in part by any manner of electronic, mechanical, photocopying, recording, broadcasting or otherwise now known or herein after developed without the previous express consent by the copyright owner, except for reproduction in daily press and regular printed publications on sale to the public within 60 days of the event related to those data/results and always provided that copyright symbol appears together as follows below.

© DORNA WSBK ORGANIZATION Srl 2026



Autodrom Most 4.212 m

## Czech Round, 15-17 May 2026

### Chronological Analysis Race 1

Start at 14:18'09.244

4 / 4

20	22.291	23.255	24.379	23.632	1'33.557	289,7	14:49'10.797	11	22.683	23.499	24.054	23.550	1'33.786	288,2	14:35'29.357
21	22.342	23.265	24.222	23.668	1'33.497	288,9	14:50'44.294	12	22.479	23.574	24.236	23.650	1'33.939	289,7	14:37'03.296

Race Time 32'35.050

17° 35 S. CHANTRA [1'32.780]							
Lap	Seg1	Seg2	Seg3	Seg4	Lap Time	km/h	Local Time
1		23.833	24.048	23.347	1'40.936	227,3	14:19'50.180
2	22.804	23.433	23.828	24.064	1'34.129	293,6	14:21'24.309
3	22.569	23.416	23.752	23.227	1'32.964	292,0	14:22'57.273
4	22.379	23.394	23.964	23.285	1'33.022C	292,8	14:24'30.295
5	22.516	<b>23.332</b>	23.754	23.353	1'32.955C	292,8	14:26'03.250
6	22.351	23.335	23.867	23.285	1'32.838	293,6	14:27'36.088
7	22.528	23.436	23.828	23.344	1'33.136	292,8	14:29'09.224
8	22.572	23.409	23.793	23.406	1'33.180	293,6	14:30'42.404
9	22.466	23.373	23.923	23.319	1'33.081	292,8	14:32'15.485
10	22.421	23.363	23.788	<b>23.214</b>	1'32.786	291,2	14:33'48.271
11	23.271	23.682	24.028	23.292	1'34.273C	296,0	14:35'22.544
12	22.482	23.481	23.905	23.263	1'33.131	293,6	14:36'55.675
13	22.440	23.438	23.852	23.244	1'32.974	294,4	14:38'28.649
14	22.476	23.343	<b>23.646</b>	23.319	1'32.784	293,6	14:40'01.433
15	22.439	23.403	23.944	23.287	1'33.073	<b>296,8</b>	14:41'34.506
16	22.306	23.353	23.849	23.272	<b>1'32.780</b>	292,8	14:43'07.286
17	22.387	23.360	23.897	23.431	1'33.075	291,2	14:44'40.361
18	22.466	23.380	23.936	23.449	1'33.231	289,7	14:46'13.592
19	22.329	23.408	24.004	23.292	1'33.033	290,5	14:47'46.625
20	<b>22.271</b>	23.461	24.072	23.316	1'33.120	292,0	14:49'19.745
21	22.351	23.342	24.056	23.423	1'33.172	291,2	14:50'52.917

Race Time 32'43.673

18° 13 M. RATO [1'32.687]							
Lap	Seg1	Seg2	Seg3	Seg4	Lap Time	km/h	Local Time
1		23.635	23.886	23.293	1'40.046	223,2	14:19'49.290
2	22.785	<b>23.129</b>	23.614	23.233	1'32.761	<b>292,8</b>	14:21'22.051
3	22.570	23.157	23.759	<b>23.201</b>	<b>1'32.687</b>	<b>292,8</b>	14:22'54.738
4	23.814	23.074	23.992	23.504	1'34.384C	292,0	14:24'29.122
5	22.312	23.168	23.961	23.457	1'32.898C	285,2	14:26'02.020
6	22.378	23.263	24.082	23.463	1'33.186	285,2	14:27'35.206
7	22.499	23.235	23.966	23.509	1'33.209	284,5	14:29'08.415
8	22.449	23.145	24.001	23.491	1'33.086	284,5	14:30'41.501
9	22.321	23.264	23.955	23.571	1'33.111	284,5	14:32'14.612
10	22.303	23.220	24.024	23.565	1'33.112	284,5	14:33'47.724
11	22.422	23.403	24.055	23.626	1'33.506	284,5	14:35'21.230
12	22.352	23.377	24.135	23.562	1'33.426	283,7	14:36'54.656
13	22.472	23.415	24.084	23.669	1'33.640	284,5	14:38'28.296
14	22.306	23.242	23.964	23.568	1'33.080	284,5	14:40'01.376
15	22.592	23.433	23.975	23.352	1'33.352	283,7	14:41'34.728
16	22.259	23.366	23.813	23.266	1'32.704	287,4	14:43'07.432
17	22.385	23.358	23.925	23.456	1'33.124	288,9	14:44'40.556
18	22.496	23.315	23.936	23.434	1'33.181	286,7	14:46'13.737
19	22.319	23.391	24.020	23.433	1'33.163	291,2	14:47'46.900
20	<b>22.173</b>	23.433	24.069	23.425	1'33.100	289,7	14:49'20.000
21	22.334	23.272	24.016	24.023	1'33.645	288,9	14:50'53.645

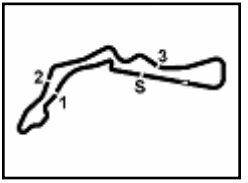
Race Time 32'44.401

RET 92 Y. KUNII [1'33.486]							
Lap	Seg1	Seg2	Seg3	Seg4	Lap Time	km/h	Local Time
1		23.688	24.008	23.509	1'40.671	223,2	14:19'49.915
2	22.610	23.530	24.022	24.796	1'34.958	<b>293,6</b>	14:21'24.873
3	22.853	23.547	23.904	23.481	1'33.785	290,5	14:22'58.658
4	22.751	23.553	24.053	23.567	1'33.924C	291,2	14:24'32.582
5	22.610	23.707	24.131	23.619	1'34.067C	290,5	14:26'06.649
6	22.459	23.552	24.068	23.643	1'33.722	287,4	14:27'40.371
7	22.576	23.609	<b>23.892</b>	23.465	1'33.542	286,7	14:29'13.913
8	22.547	23.505	23.949	23.485	<b>1'33.486</b>	289,7	14:30'47.399
9	22.487	23.834	24.179	23.662	1'34.162	290,5	14:32'21.561
10	22.698	23.554	24.073	23.685	1'34.010	286,7	14:33'55.571

16/05/2026 P = Pits In/Out - C = Lap Time Cancelled

These data/results cannot be reproduced, stored and/or transmitted in whole or in part by any manner of electronic, mechanical, photocopying, recording, broadcasting or otherwise now known or herein after developed without the previous express consent by the copyright owner, except for reproduction in daily press and regular printed publications on sale to the public within 60 days of the event related to those data/results and always provided that copyright symbol appears together as follows below.

© DORNA WSBK ORGANIZATION Srl 2026



## Czech Round, 15-17 May 2026

### Best Laps & Speeds

No.	Rider Bike	Nat	Best Lap		FP1		FP2		FP3		SP		RC1	
			LL	SPD	LL	SPD	LL	SPD	LL	SPD	LL	SPD	LL	SPD
1	<b>11 N. BULEGA</b> Ducati Panigale V4R	ITA	<b>1'29.616</b> 66 300,8		1'31.130 21 <b>300,8</b>		1'30.857 6 295,2		1'30.850 11 297,6		<b>1'29.616</b> 7 298,4		1'30.616 21 300,0	
2	<b>5 Y. MONTELLA</b> Ducati Panigale V4R	ITA	<b>1'29.896</b> 84 298,4		1'31.560 24 <b>298,4</b>		1'31.249 22 295,2		1'30.672 10 294,4		<b>1'29.896</b> 7 296,0		1'30.829 21 295,2	
3	<b>7 I. LECUONA</b> Ducati Panigale V4R	ESP	<b>1'30.111</b> 82 302,5		1'31.443 23 <b>302,5</b>		1'30.999 19 300,0		1'30.330 11 300,8		<b>1'30.111</b> 8 300,0		1'30.562 21 <b>302,5</b>	
4	<b>14 S. LOWES</b> Ducati Panigale V4R	GBR	<b>1'30.339</b> 56 296,0		1'31.388 14 295,2		1'30.933 24 294,4		1'31.369 8 288,2		<b>1'30.339</b> 7 294,4		1'31.068 3 <b>296,0</b>	
5	<b>67 A. SURRA</b> Ducati Panigale V4R	ITA	<b>1'30.388</b> 76 298,4		1'32.479 21 296,8		1'31.555 19 296,8		1'32.169 8 296,0		<b>1'30.388</b> 7 296,0		1'31.409 21 <b>298,4</b>	
6	<b>31 G. GERLOFF</b> Kawasaki ZX-10RR	USA	<b>1'30.417</b> 74 300,0		1'32.010 17 298,4		1'30.791 18 293,6		1'30.800 10 295,2		<b>1'30.417</b> 8 296,8		1'31.340 21 <b>300,0</b>	
7	<b>47 A. BASSANI</b> bimota KB998 Rimini	ITA	<b>1'30.467</b> 80 298,4		1'31.727 21 295,2		1'31.244 21 294,4		1'31.145 10 296,0		<b>1'30.467</b> 7 293,6		1'31.174 21 <b>298,4</b>	
8	<b>34 L. BALDASSARRI</b> Ducati Panigale V4R	ITA	<b>1'30.493</b> 72 300,0		1'31.719 23 296,8		1'31.288 9 294,4		1'31.332 11 293,6		<b>1'30.493</b> 8 296,0		1'31.257 21 <b>300,0</b>	
9	<b>9 D. PETRUCCI</b> BMW M 1000 RR	ITA	<b>1'30.671</b> 55 299,2		1'32.161 18 297,6		1'31.217 21 297,6		1'30.869 9 294,4		<b>1'30.671</b> 7 <b>299,2</b>			
10	<b>62 S. MANZI</b> Yamaha YZF R1	ITA	<b>1'30.758</b> 73 297,6		1'32.408 20 296,0		1'31.763 18 292,0		1'32.320 7 291,2		<b>1'30.758</b> 7 295,2		1'31.483 21 <b>297,6</b>	
11	<b>97 X. VIERGE</b> Yamaha YZF R1	ESP	<b>1'30.836</b> 78 300,0		1'32.436 22 296,8		1'31.543 18 293,6		1'31.125 9 293,6		<b>1'30.836</b> 8 296,8		1'31.530 21 <b>300,0</b>	
12	<b>60 M. VAN DER MARK</b> BMW M 1000 RR	NED	<b>1'30.843</b> 77 298,4		1'32.524 21 <b>298,4</b>		1'31.354 17 296,0		1'32.078 10 295,2		<b>1'30.843</b> 8 296,8		1'31.917 21 296,8	
13	<b>95 T. MACKENZIE</b> Ducati Panigale V4R	GBR	<b>1'30.915</b> 74 299,2		1'32.817 19 296,8		1'31.841 18 296,0		1'31.371 9 294,4		<b>1'30.915</b> 7 294,4		1'31.696 21 <b>299,2</b>	
14	<b>55 A. LOCATELLI</b> Yamaha YZF R1	ITA	<b>1'30.957</b> 72 297,6		1'32.803 20 296,0		1'31.688 15 292,0		1'32.013 8 292,0		<b>1'30.957</b> 8 294,4		1'31.544 21 <b>297,6</b>	
15	<b>22 A. LOWES</b> bimota KB998 Rimini	GBR	<b>1'31.066</b> 57 299,2		1'32.057 5 294,4		<b>1'31.066</b> 19 295,2		1'31.324 6 294,4		1'31.092 6 294,4		1'31.484 21 <b>299,2</b>	
16	<b>46 T. BRIDEWELL</b> Ducati Panigale V4R	GBR	<b>1'31.174</b> 72 298,4		1'32.822 18 <b>298,4</b>		1'32.041 16 296,8		1'31.747 10 294,4		<b>1'31.174</b> 7 296,0		1'31.739 21 <b>298,4</b>	
17	<b>54 B. SOFUOGLU</b> Yamaha YZF R1	TUR	<b>1'31.209</b> 75 297,6		1'31.994 18 292,0		1'31.890 18 292,0		1'31.916 10 290,5		<b>1'31.209</b> 8 291,2		1'32.194 21 <b>297,6</b>	
18	<b>19 A. BAUTISTA</b> Ducati Panigale V4R	ESP	<b>1'31.231</b> 51 301,6		1'32.032 22 <b>301,6</b>		1'31.638 21 <b>301,6</b>		<b>1'31.231</b> 8 296,8					
19	<b>87 R. GARDNER</b> Yamaha YZF R1	AUS	<b>1'31.373</b> 74 297,6		1'32.000 21 296,8		1'31.821 16 291,2		1'31.663 9 292,8		<b>1'31.373</b> 7 292,0		1'32.002 21 <b>297,6</b>	
20	<b>13 M. RATO</b> Yamaha YZF R1	ITA	<b>1'31.960</b> 78 292,8		1'33.321 20 292,0		1'32.636 19 288,2		1'32.489 10 287,4		<b>1'31.960</b> 8 292,0		1'32.687 21 <b>292,8</b>	
21	<b>35 S. CHANTRA</b> Honda CBR1000RR-R SP	THA	<b>1'32.028</b> 86 298,4		1'34.060 26 <b>298,4</b>		1'32.706 22 293,6		1'33.176 9 296,8		<b>1'32.028</b> 8 296,0		1'32.780 21 296,8	
22	<b>92 Y. KUNII</b> Honda CBR1000RR-R SP	JPN	<b>1'33.085</b> 79 293,6		1'34.836 22 <b>293,6</b>		1'33.780 21 292,8		1'33.475 9 <b>293,6</b>		<b>1'33.085</b> 7 292,0		1'33.486 20 <b>293,6</b>	

16/05/2026

These data/results cannot be reproduced, stored and/or transmitted in whole or in part by any manner of electronic, mechanical, photocopying, recording, broadcasting or otherwise now known or herein after developed without the previous express consent by the copyright owner, except for reproduction in daily press and regular printed publications on sale to the public within 60 days of the event related to those data/results and always provided that copyright symbol appears together as follows below.

© DORNA WSBK ORGANIZATION Srl 2026

FICR PERUGIA TIMING



## Czech Round, 15-17 May 2026

### Fastest Laps Race 1

Autodrom Most 4.212 m

	No.	Rider	Nat	Team	Bike	Class	Lap	Time	Gap
1	7	I. <b>LECUONA</b>	ESP	Aruba.it Racing - Ducati	Ducati Panigale V4R		4	<b>1'30.562</b>	
2	11	N. <b>BULEGA</b>	ITA	Aruba.it Racing - Ducati	Ducati Panigale V4R		19	<b>1'30.616</b>	0.054
3	5	Y. <b>MONTELLA</b>	ITA	Barni Spark Racing Team	Ducati Panigale V4R	IND	2	<b>1'30.829</b>	0.267
4	14	S. <b>LOWES</b>	GBR	ELF Marc VDS Racing Team	Ducati Panigale V4R	IND	2	<b>1'31.068</b>	0.506
5	47	A. <b>BASSANI</b>	ITA	bimota by Kawasaki Racing Team	bimota KB998 Rimini		6	<b>1'31.174</b>	0.612
6	34	L. <b>BALDASSARRI</b>	ITA	Team Goeven	Ducati Panigale V4R	IND	2	<b>1'31.257</b>	0.695
7	31	G. <b>GERLOFF</b>	USA	Kawasaki WorldSBK Team	Kawasaki ZX-10RR		3	<b>1'31.340</b>	0.778
8	67	A. <b>SURRA</b>	ITA	Motocorsa Racing	Ducati Panigale V4R	IND	6	<b>1'31.409</b>	0.847
9	62	S. <b>MANZI</b>	ITA	GYTR GRT Yamaha WorldSBK Team	Yamaha YZF R1		2	<b>1'31.483</b>	0.921
10	22	A. <b>LOWES</b>	GBR	bimota by Kawasaki Racing Team	bimota KB998 Rimini		9	<b>1'31.484</b>	0.922
11	97	X. <b>VIERGE</b>	ESP	Pata Maxus Yamaha	Yamaha YZF R1		2	<b>1'31.530</b>	0.968
12	55	A. <b>LOCATELLI</b>	ITA	Pata Maxus Yamaha	Yamaha YZF R1		2	<b>1'31.544</b>	0.982
13	95	T. <b>MACKENZIE</b>	GBR	MGM Optical Express Racing	Ducati Panigale V4R	IND	3	<b>1'31.696</b>	1.134
14	46	T. <b>BRIDEWELL</b>	GBR	Superbike Advocates	Ducati Panigale V4R	IND	4	<b>1'31.739</b>	1.177
15	60	M. <b>VAN DER MARK</b>	NED	ROKIT BMW Motorrad WorldSBK Team	BMW M 1000 RR		7	<b>1'31.917</b>	1.355
16	87	R. <b>GARDNER</b>	AUS	GYTR GRT Yamaha WorldSBK Team	Yamaha YZF R1		9	<b>1'32.002</b>	1.440
17	54	B. <b>SOFUOGLU</b>	TUR	Motoxracing WorldSBK Team	Yamaha YZF R1	IND	7	<b>1'32.194</b>	1.632
18	13	M. <b>RATO</b>	ITA	Motoxracing WorldSBK Team	Yamaha YZF R1	IND	3	<b>1'32.687</b>	2.125
19	35	S. <b>CHANTRA</b>	THA	Honda HRC	Honda CBR1000RR-R SP		16	<b>1'32.780</b>	2.218
20	92	Y. <b>KUNII</b>	JPN	Honda HRC	Honda CBR1000RR-R SP		8	<b>1'33.486</b>	2.924

16/05/2026

These data/results cannot be reproduced, stored and/or transmitted in whole or in part by any manner of electronic, mechanical, photocopying, recording, broadcasting or otherwise now known or herein after developed without the previous express consent by the copyright owner, except for reproduction in daily press and regular printed publications on sale to the public within 60 days of the event related to those data/results and always provided that copyright symbol appears together as follows below.

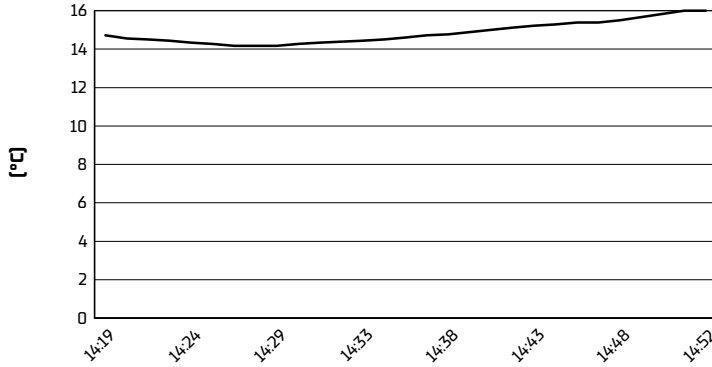
© DORNA WSBK ORGANIZATION Srl 2026

**Czech Round, 15-17 May 2026**

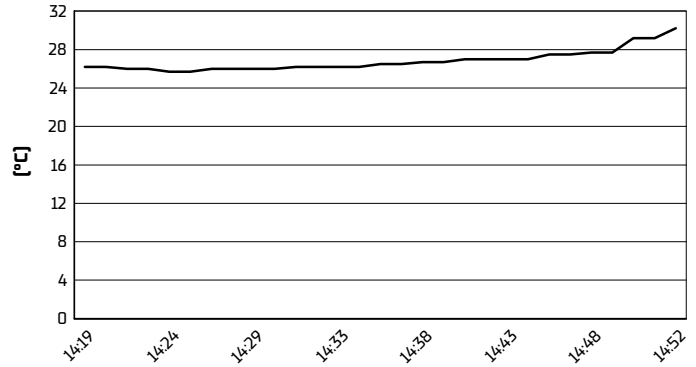
**Weather Report Race 1**

Session started 14:18 - Session ended 14:53

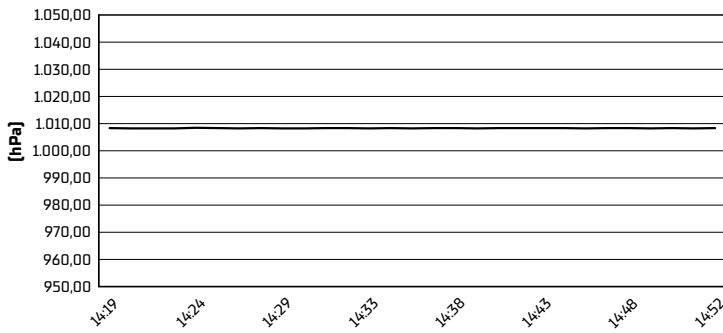
**Air Temperature**



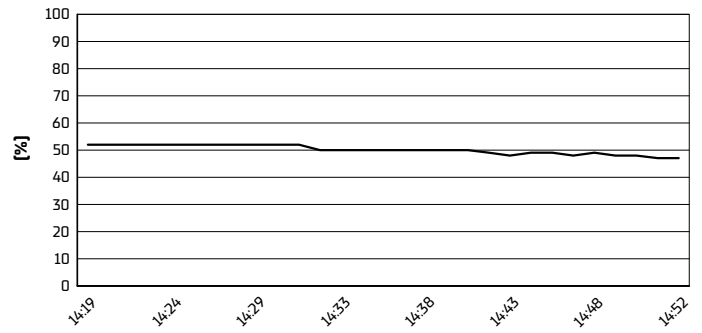
**Track Temperature**



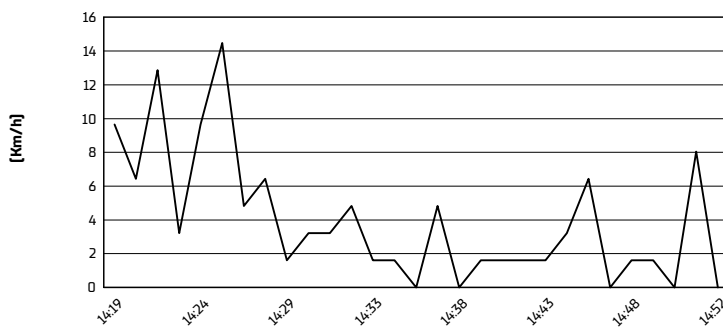
**Air Pressure**



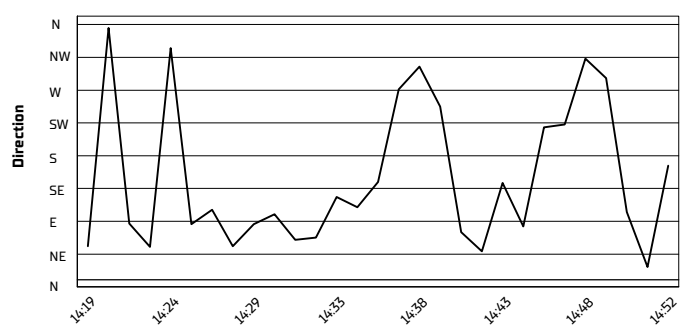
**Humidity**



**Wind Speed**



**Wind Direction**



16/05/2026

These data/results cannot be reproduced, stored and/or transmitted in whole or in part by any manner of electronic, mechanical, photocopying, recording, broadcasting or otherwise now known or herein after developed without the previous express consent by the copyright owner, except for reproduction in daily press and regular printed publications on sale to the public within 60 days of the event related to those data/results and always provided that copyright symbol appears together as follows below.

© DORNA WSBK ORGANIZATION Srl 2026