

Autodrom Most 4.212 m

Czech Round, 15-17 May 2026

Chronological Analysis Race 1

Start at 14:18'09.244

1 / 4

| 1° 11 N. BULEGA [1'30.616] | | | | | | | |
|----------------------------|---------------|---------------|---------------|---------------|-----------------|--------------|--------------|
| Lap | Seg1 | Seg2 | Seg3 | Seg4 | Lap Time | km/h | Local Time |
| 1 | | 22.737 | 23.354 | 22.928 | 1'35.552 | 212,4 | 14:19'44.796 |
| 2 | 21.837 | 22.587 | 23.333 | 22.862 | 1'30.619 | 292,8 | 14:21'15.415 |
| 3 | 21.914 | 22.587 | 23.290 | 22.936 | 1'30.727 | 292,8 | 14:22'46.142 |
| 4 | 21.990 | 22.692 | 23.357 | 22.873 | 1'30.912 | 293,6 | 14:24'17.054 |
| 5 | 21.830 | 22.607 | 23.327 | 22.859 | 1'30.623C | 293,6 | 14:25'47.677 |
| 6 | 21.967 | 22.697 | 23.341 | 22.993 | 1'30.998 | 293,6 | 14:27'18.675 |
| 7 | 21.945 | 22.661 | 23.392 | 22.920 | 1'30.918 | 292,8 | 14:28'49.593 |
| 8 | 21.848 | 22.678 | 23.422 | 22.913 | 1'30.861 | 293,6 | 14:30'20.454 |
| 9 | 21.834 | 22.585 | 23.355 | 23.000 | 1'30.774 | 294,4 | 14:31'51.228 |
| 10 | 21.848 | 22.622 | 23.374 | 22.999 | 1'30.843 | 293,6 | 14:33'22.071 |
| 11 | 21.936 | 22.724 | 23.329 | 22.975 | 1'30.964 | 294,4 | 14:34'53.035 |
| 12 | 21.764 | 22.615 | 23.411 | 23.006 | 1'30.796 | 294,4 | 14:36'23.831 |
| 13 | 21.880 | 22.736 | 23.369 | 22.968 | 1'30.953 | 294,4 | 14:37'54.784 |
| 14 | 22.152 | 23.091 | 23.495 | 22.972 | 1'31.710 | 295,2 | 14:39'26.494 |
| 15 | 22.296 | 22.883 | 23.443 | 22.885 | 1'31.507 | 296,0 | 14:40'58.001 |
| 16 | 22.053 | 22.788 | 23.528 | 22.984 | 1'31.353 | 299,2 | 14:42'29.354 |
| 17 | 22.103 | 22.830 | 23.527 | 23.162 | 1'31.622 | 300,0 | 14:44'00.976 |
| 18 | 22.015 | 22.779 | 23.648 | 23.055 | 1'31.497 | 300,0 | 14:45'32.473 |
| 19 | 21.762 | 22.648 | 23.306 | 22.900 | 1'30.616 | 300,0 | 14:47'03.089 |
| 20 | 21.771 | 22.661 | 23.470 | 22.904 | 1'30.806 | 295,2 | 14:48'33.895 |
| 21 | 21.847 | 22.762 | 23.517 | 22.964 | 1'31.090 | 295,2 | 14:50'04.985 |

Race Time 31'55.741

| | | | | | | | |
|----|--------|--------|--------|--------|----------|--------------|--------------|
| 15 | 21.929 | 23.006 | 23.539 | 23.036 | 1'31.510 | 295,2 | 14:41'04.065 |
| 16 | 22.082 | 22.952 | 23.627 | 23.141 | 1'31.802 | 294,4 | 14:42'35.867 |
| 17 | 21.908 | 23.013 | 23.629 | 23.025 | 1'31.575 | 293,6 | 14:44'07.442 |
| 18 | 21.952 | 23.021 | 23.735 | 23.102 | 1'31.810 | 295,2 | 14:45'39.252 |
| 19 | 21.996 | 23.100 | 23.776 | 23.218 | 1'32.090 | 294,4 | 14:47'11.342 |
| 20 | 21.994 | 23.189 | 23.902 | 23.108 | 1'32.193 | 293,6 | 14:48'43.535 |
| 21 | 22.099 | 23.185 | 23.942 | 23.446 | 1'32.672 | 294,4 | 14:50'16.207 |

Race Time 32'06.963

| 2° 7 I. LECUONA [1'30.562] | | | | | | | |
|----------------------------|---------------|---------------|---------------|---------------|-----------------|--------------|--------------|
| Lap | Seg1 | Seg2 | Seg3 | Seg4 | Lap Time | km/h | Local Time |
| 1 | | 22.632 | 23.255 | 22.922 | 1'35.908 | 215,3 | 14:19'45.152 |
| 2 | 21.994 | 22.757 | 23.305 | 22.823 | 1'30.879 | 299,2 | 14:21'16.031 |
| 3 | 22.016 | 22.697 | 23.350 | 22.888 | 1'30.951 | 298,4 | 14:22'46.982 |
| 4 | 21.938 | 22.556 | 23.161 | 22.907 | 1'30.562 | 301,6 | 14:24'17.544 |
| 5 | 21.843 | 22.572 | 23.256 | 22.883 | 1'30.554C | 296,0 | 14:25'48.098 |
| 6 | 21.929 | 22.638 | 23.265 | 22.947 | 1'30.779 | 296,8 | 14:27'18.877 |
| 7 | 21.925 | 22.805 | 23.324 | 22.850 | 1'30.904 | 298,4 | 14:28'49.781 |
| 8 | 21.931 | 22.763 | 23.367 | 22.905 | 1'30.966 | 297,6 | 14:30'20.747 |
| 9 | 21.863 | 22.616 | 23.308 | 22.890 | 1'30.677 | 300,0 | 14:31'51.424 |
| 10 | 21.878 | 22.739 | 23.296 | 22.987 | 1'30.900 | 300,0 | 14:33'22.324 |
| 11 | 21.940 | 22.764 | 23.395 | 22.956 | 1'31.055 | 300,0 | 14:34'53.379 |
| 12 | 21.780 | 22.725 | 23.278 | 22.907 | 1'30.690 | 299,2 | 14:36'24.069 |
| 13 | 21.869 | 22.764 | 23.330 | 22.960 | 1'30.923 | 299,2 | 14:37'54.992 |
| 14 | 22.219 | 22.970 | 23.466 | 22.960 | 1'31.615 | 302,5 | 14:39'26.607 |
| 15 | 22.018 | 22.755 | 23.438 | 23.052 | 1'31.263 | 302,5 | 14:40'57.870 |
| 16 | 21.885 | 22.851 | 23.515 | 23.025 | 1'31.276 | 295,2 | 14:42'29.146 |
| 17 | 22.034 | 22.829 | 23.592 | 23.090 | 1'31.545 | 295,2 | 14:44'00.691 |
| 18 | 22.044 | 22.785 | 23.750 | 23.082 | 1'31.661 | 295,2 | 14:45'32.352 |
| 19 | 22.097 | 22.783 | 23.286 | 22.911 | 1'31.077 | 296,0 | 14:47'03.429 |
| 20 | 21.836 | 22.744 | 23.640 | 23.115 | 1'31.335 | 301,6 | 14:48'34.764 |
| 21 | 21.949 | 22.896 | 23.603 | 23.103 | 1'31.551 | 298,4 | 14:50'06.315 |

Race Time 31'57.071

| 4° 31 G. GERLOFF [1'31.340] | | | | | | | |
|-----------------------------|---------------|---------------|---------------|---------------|-----------------|--------------|--------------|
| Lap | Seg1 | Seg2 | Seg3 | Seg4 | Lap Time | km/h | Local Time |
| 1 | | 23.133 | 23.467 | 22.940 | 1'37.042 | 208,3 | 14:19'46.286 |
| 2 | 21.992 | 22.630 | 23.531 | 23.199 | 1'31.352 | 296,8 | 14:21'17.638 |
| 3 | 22.034 | 22.709 | 23.455 | 23.142 | 1'31.340 | 296,8 | 14:22'48.978 |
| 4 | 22.134 | 22.831 | 23.724 | 23.227 | 1'31.916 | 300,0 | 14:24'20.894 |
| 5 | 21.918 | 22.752 | 23.561 | 23.263 | 1'31.494C | 289,7 | 14:25'52.388 |
| 6 | 21.998 | 22.940 | 23.601 | 23.175 | 1'31.714 | 289,7 | 14:27'24.102 |
| 7 | 22.017 | 22.732 | 23.576 | 23.171 | 1'31.496 | 290,5 | 14:28'55.598 |
| 8 | 22.056 | 22.778 | 23.546 | 23.134 | 1'31.514 | 291,2 | 14:30'27.112 |
| 9 | 21.955 | 22.839 | 23.632 | 23.207 | 1'31.633 | 291,2 | 14:31'58.745 |
| 10 | 21.921 | 22.756 | 23.594 | 23.202 | 1'31.473 | 290,5 | 14:33'30.218 |
| 11 | 21.844 | 22.794 | 23.603 | 23.193 | 1'31.434 | 291,2 | 14:35'01.652 |
| 12 | 21.939 | 22.887 | 23.636 | 23.123 | 1'31.585 | 288,2 | 14:36'33.237 |
| 13 | 21.936 | 22.744 | 23.629 | 23.176 | 1'31.485 | 292,8 | 14:38'04.722 |
| 14 | 21.915 | 22.778 | 23.682 | 23.120 | 1'31.495 | 293,6 | 14:39'36.217 |
| 15 | 21.957 | 22.804 | 23.651 | 23.218 | 1'31.630 | 292,8 | 14:41'07.847 |
| 16 | 22.154 | 22.890 | 23.733 | 23.152 | 1'31.929 | 292,0 | 14:42'39.776 |
| 17 | 21.904 | 22.792 | 23.853 | 23.138 | 1'31.687 | 293,6 | 14:44'11.463 |
| 18 | 21.934 | 22.930 | 23.649 | 23.231 | 1'31.744 | 292,8 | 14:45'43.207 |
| 19 | 21.964 | 22.975 | 23.682 | 23.210 | 1'31.831 | 292,8 | 14:47'15.038 |
| 20 | 22.093 | 22.986 | 23.788 | 23.177 | 1'32.044 | 292,8 | 14:48'47.082 |
| 21 | 22.100 | 22.935 | 23.658 | 23.304 | 1'31.997 | 291,2 | 14:50'19.079 |

Race Time 32'09.835

| 3° 5 Y. MONTELLA [1'30.829] | | | | | | | |
|-----------------------------|---------------|---------------|---------------|---------------|-----------------|--------------|--------------|
| Lap | Seg1 | Seg2 | Seg3 | Seg4 | Lap Time | km/h | Local Time |
| 1 | | 22.763 | 23.258 | 22.962 | 1'35.787 | 212,0 | 14:19'45.031 |
| 2 | 21.933 | 22.726 | 23.345 | 22.825 | 1'30.829 | 292,8 | 14:21'15.860 |
| 3 | 21.980 | 22.700 | 23.392 | 22.930 | 1'31.002 | 292,0 | 14:22'46.862 |
| 4 | 22.317 | 22.830 | 23.325 | 22.960 | 1'31.432 | 294,4 | 14:24'18.294 |
| 5 | 21.975 | 22.828 | 23.347 | 23.003 | 1'31.153C | 293,6 | 14:25'49.447 |
| 6 | 22.127 | 22.763 | 23.434 | 22.967 | 1'31.291 | 292,8 | 14:27'20.738 |
| 7 | 22.045 | 22.845 | 23.456 | 22.941 | 1'31.287 | 293,6 | 14:28'52.025 |
| 8 | 22.124 | 22.878 | 23.440 | 23.015 | 1'31.457 | 292,8 | 14:30'23.482 |
| 9 | 21.935 | 22.864 | 23.444 | 22.985 | 1'31.228 | 295,2 | 14:31'54.710 |
| 10 | 21.976 | 22.795 | 23.561 | 23.080 | 1'31.412 | 294,4 | 14:33'26.122 |
| 11 | 21.998 | 22.909 | 23.653 | 23.078 | 1'31.638 | 295,2 | 14:34'57.760 |
| 12 | 22.096 | 22.928 | 23.538 | 23.047 | 1'31.609 | 295,2 | 14:36'29.369 |
| 13 | 21.998 | 22.955 | 23.545 | 23.161 | 1'31.659 | 295,2 | 14:38'01.028 |
| 14 | 21.870 | 23.026 | 23.583 | 23.048 | 1'31.527 | 295,2 | 14:39'32.555 |

| 5° 47 A. BASSANI [1'31.174] | | | | | | | |
|-----------------------------|---------------|---------------|---------------|---------------|-----------------|--------------|--------------|
| Lap | Seg1 | Seg2 | Seg3 | Seg4 | Lap Time | km/h | Local Time |
| 1 | | 23.228 | 23.514 | 23.074 | 1'37.468 | 214,0 | 14:19'46.712 |
| 2 | 21.956 | 22.744 | 23.443 | 23.078 | 1'31.221 | 296,8 | 14:21'17.933 |
| 3 | 22.040 | 22.768 | 23.411 | 23.065 | 1'31.284 | 297,6 | 14:22'49.217 |
| 4 | 22.108 | 22.873 | 23.664 | 23.232 | 1'31.877 | 298,4 | 14:24'21.094 |
| 5 | 22.656 | 23.279 | 23.470 | 23.124 | 1'32.529C | 296,8 | 14:25'53.623 |
| 6 | 21.976 | 22.721 | 23.381 | 23.096 | 1'31.174 | 294,4 | 14:27'24.797 |
| 7 | 22.148 | 22.892 | 23.561 | 23.200 | 1'31.801 | 292,0 | 14:28'56.598 |
| 8 | 22.038 | 22.824 | 23.611 | 23.034 | 1'31.507 | 290,5 | 14:30'28.105 |
| 9 | 21.956 | 22.776 | 23.512 | 23.122 | 1'31.366 | 292,0 | 14:31'59.471 |
| 10 | 22.050 | 22.780 | 23.524 | 23.126 | 1'31.480 | 286,7 | 14:33'30.951 |
| 11 | 21.918 | 22.832 | 23.531 | 23.164 | 1'31.445 | 292,0 | 14:35'02.396 |
| 12 | 21.928 | 22.751 | 23.546 | 23.187 | 1'31.412 | 288,9 | 14:36'33.808 |
| 13 | 22.020 | 22.838 | 23.521 | 23.181 | 1'31.560 | 293,6 | 14:38'05.368 |
| 14 | 21.873 | 22.837 | 23.644 | 23.178 | 1'31.532 | 294,4 | 14:39'36.900 |
| 15 | 21.848 | 23.017 | 23.625 | 23.262 | 1'31.752 | 294,4 | 14:41'08.652 |
| 16 | 22.080 | 22.926 | 23.598 | 23.204 | 1'31.808 | 292,8 | 14:42'40.460 |
| 17 | 21.990 | 22.916 | 23.692 | 23.163 | 1'31.761 | 293,6 | 14:44'12.221 |
| 18 | 21.955 | 22.848 | 23.670 | 23.265 | 1'31.738 | 293,6 | 14:45'43.959 |
| 19 | 22.007 | 22.882 | 23.615 | 23.220 | 1'31.724 | 292,0 | 14:47'15.683 |
| 20 | 21.964 | 22.940 | 23.672 | 23.201 | 1'31.777 | 295,2 | 14:48'47.460 |
| 21 | 22.061 | 22.982 | 23.723 | 23.327 | 1'32.093 | 293,6 | 14:50'19.553 |

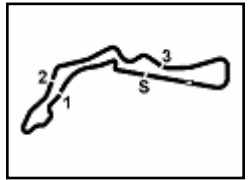
Race Time 32'10.309

| 6° 34 L. BALDASSARRI [1'31.257] | | | | | | | |
|---------------------------------|---------------|--------|---------------|---------------|-----------------|-------|--------------|
| Lap | Seg1 | Seg2 | Seg3 | Seg4 | Lap Time | km/h | Local Time |
| 1 | | 23.159 | 24.285 | 22.973 | 1'38.378 | 218,3 | 14:19'47.622 |
| 2 | 22.072 | 22.765 | 23.467 | 22.953 | 1'31.257 | 294,4 | 14:21'18.879 |
| 3 | 22.216 | 22.828 | 23.510 | 23.019 | 1'31.573 | 296,0 | 14:22'50.452 |
| 4 | 21.911 | 22.782 | 23.608 | 23.118 | 1'31.419 | 298,4 | 14:24'21.871 |
| 5 | 22.222 | 23.192 | 23.578 | 22.963 | 1'31.955C | 296,0 | 14:25'53.826 |

16/05/2026 P = Pits In/Out - C = Lap Time Cancelled

These data/results cannot be reproduced, stored and/or transmitted in whole or in part by any manner of electronic, mechanical, photocopying, recording, broadcasting or otherwise now known or herein after developed without the previous express consent by the copyright owner, except for reproduction in daily press and regular printed publications on sale to the public within 60 days of the event related to those data/results and always provided that copyright symbol appears together as follows below.

© DORNA WSBK ORGANIZATION Srl



Autodrom Most 4.212 m

Czech Round, 15-17 May 2026
Chronological Analysis Race 1

Start at 14:18'09.244

2 / 4

Race Time 32'19.698

| | | | | | | | |
|----|--------|---------------|--------|--------|----------|--------------|--------------|
| 6 | 22.056 | 22.959 | 23.570 | 23.050 | 1'31.635 | 295,2 | 14:27'25.461 |
| 7 | 21.971 | 22.802 | 23.532 | 23.145 | 1'31.450 | 296,0 | 14:28'56.911 |
| 8 | 22.222 | 23.041 | 23.593 | 23.110 | 1'31.966 | 296,0 | 14:30'28.877 |
| 9 | 21.916 | 22.783 | 23.555 | 23.089 | 1'31.343 | 300,0 | 14:32'00.220 |
| 10 | 22.018 | 22.931 | 23.682 | 23.038 | 1'31.669 | 295,2 | 14:33'31.889 |
| 11 | 21.991 | 22.716 | 23.554 | 23.052 | 1'31.313 | 293,6 | 14:35'03.202 |
| 12 | 22.071 | 22.801 | 23.660 | 23.164 | 1'31.696 | 294,4 | 14:36'34.898 |
| 13 | 21.984 | 22.814 | 23.734 | 23.173 | 1'31.705 | 295,2 | 14:38'06.603 |
| 14 | 22.024 | 22.873 | 23.614 | 23.094 | 1'31.605 | 296,0 | 14:39'38.208 |
| 15 | 21.996 | 23.107 | 23.661 | 23.030 | 1'31.794 | 296,8 | 14:41'10.002 |
| 16 | 21.932 | 22.867 | 23.626 | 23.061 | 1'31.486 | 294,4 | 14:42'41.488 |
| 17 | 21.985 | 22.922 | 23.571 | 23.092 | 1'31.570 | 295,2 | 14:44'13.058 |
| 18 | 21.986 | 22.872 | 23.670 | 23.058 | 1'31.586 | 296,0 | 14:45'44.644 |
| 19 | 22.029 | 22.896 | 23.611 | 23.237 | 1'31.773 | 296,8 | 14:47'16.417 |
| 20 | 22.040 | 23.005 | 23.777 | 23.105 | 1'31.927 | 296,0 | 14:48'48.344 |
| 21 | 22.071 | 22.952 | 23.677 | 23.109 | 1'31.809 | 296,0 | 14:50'20.153 |

Race Time 32'10.909

| 7° 22 A. LOWES [1'31.484] | | | | | | | |
|---------------------------|---------------|---------------|---------------|---------------|-----------------|--------------|--------------|
| Lap | Seg1 | Seg2 | Seg3 | Seg4 | Lap Time | km/h | Local Time |
| 1 | | 23.680 | 24.003 | 23.177 | 1'39.332 | 224,1 | 14:19'48.576 |
| 2 | 22.291 | 23.043 | 23.524 | 23.096 | 1'31.954 | 294,4 | 14:21'20.530 |
| 3 | 22.130 | 22.895 | 23.476 | 23.099 | 1'31.600 | 296,8 | 14:22'52.130 |
| 4 | 22.172 | 22.956 | 23.738 | 23.249 | 1'32.115 | 296,0 | 14:24'24.245 |
| 5 | 22.090 | 22.839 | 23.657 | 23.202 | 1'31.788C | 296,8 | 14:25'56.033 |
| 6 | 22.148 | 22.940 | 23.631 | 23.190 | 1'31.909 | 294,4 | 14:27'27.942 |
| 7 | 22.387 | 22.966 | 23.580 | 23.228 | 1'32.161 | 297,6 | 14:29'00.103 |
| 8 | 22.010 | 22.996 | 23.581 | 23.190 | 1'31.777 | 296,0 | 14:30'31.880 |
| 9 | 21.992 | 22.821 | 23.454 | 23.217 | 1'31.484 | 295,2 | 14:32'03.364 |
| 10 | 22.384 | 23.092 | 23.694 | 23.091 | 1'32.261 | 298,4 | 14:33'35.625 |
| 11 | 21.967 | 22.894 | 23.530 | 23.184 | 1'31.575 | 297,6 | 14:35'07.200 |
| 12 | 22.037 | 22.845 | 23.553 | 23.227 | 1'31.662 | 295,2 | 14:36'38.862 |
| 13 | 21.910 | 22.810 | 23.660 | 23.213 | 1'31.593 | 296,8 | 14:38'10.455 |
| 14 | 22.108 | 22.913 | 23.657 | 23.271 | 1'31.949 | 299,2 | 14:39'42.404 |
| 15 | 21.945 | 22.984 | 23.718 | 23.432 | 1'32.079 | 292,8 | 14:41'14.483 |
| 16 | 22.218 | 23.103 | 23.715 | 23.248 | 1'32.284 | 292,0 | 14:42'46.767 |
| 17 | 22.079 | 22.985 | 23.810 | 23.428 | 1'32.302 | 296,0 | 14:44'19.069 |
| 18 | 22.256 | 22.981 | 23.635 | 23.305 | 1'32.177 | 298,4 | 14:45'51.246 |
| 19 | 22.061 | 23.023 | 23.597 | 23.400 | 1'32.081 | 296,8 | 14:47'23.327 |
| 20 | 21.957 | 22.982 | 23.694 | 23.311 | 1'31.944 | 292,0 | 14:48'55.271 |
| 21 | 22.037 | 22.993 | 23.892 | 23.376 | 1'32.298 | 290,5 | 14:50'27.569 |

Race Time 32'18.325

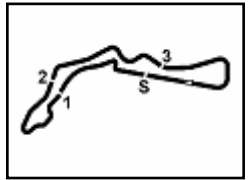
| 8° 55 A. LOCATELLI [1'31.544] | | | | | | | |
|-------------------------------|---------------|---------------|---------------|---------------|-----------------|--------------|--------------|
| Lap | Seg1 | Seg2 | Seg3 | Seg4 | Lap Time | km/h | Local Time |
| 1 | | 23.521 | 23.751 | 23.183 | 1'38.351 | 222,3 | 14:19'47.595 |
| 2 | 22.335 | 22.722 | 23.497 | 22.990 | 1'31.544 | 286,7 | 14:21'19.139 |
| 3 | 22.239 | 22.783 | 23.514 | 23.059 | 1'31.595 | 296,0 | 14:22'50.734 |
| 4 | 22.363 | 22.752 | 23.591 | 23.185 | 1'31.891 | 294,4 | 14:24'22.625 |
| 5 | 22.065 | 22.936 | 23.605 | 23.374 | 1'31.980C | 294,4 | 14:25'54.605 |
| 6 | 22.314 | 23.208 | 23.743 | 23.260 | 1'32.525 | 297,6 | 14:27'27.130 |
| 7 | 22.162 | 22.857 | 23.547 | 23.248 | 1'31.814 | 292,0 | 14:28'58.944 |
| 8 | 22.125 | 22.820 | 23.641 | 23.283 | 1'31.869 | 293,6 | 14:30'30.813 |
| 9 | 22.102 | 22.929 | 23.702 | 23.154 | 1'31.887 | 295,2 | 14:32'02.700 |
| 10 | 22.100 | 22.835 | 23.717 | 23.284 | 1'31.936 | 297,6 | 14:33'34.636 |
| 11 | 21.965 | 22.847 | 23.783 | 23.360 | 1'31.955 | 291,2 | 14:35'06.591 |
| 12 | 22.042 | 22.849 | 23.744 | 23.305 | 1'31.940 | 291,2 | 14:36'38.531 |
| 13 | 22.002 | 22.806 | 23.733 | 23.249 | 1'31.790 | 292,8 | 14:38'10.321 |
| 14 | 22.097 | 22.852 | 23.992 | 23.279 | 1'32.220 | 292,8 | 14:39'42.541 |
| 15 | 22.121 | 22.893 | 23.746 | 23.256 | 1'32.016 | 295,2 | 14:41'14.557 |
| 16 | 22.016 | 22.940 | 23.749 | 23.348 | 1'32.053 | 296,8 | 14:42'46.610 |
| 17 | 22.040 | 22.982 | 23.904 | 23.427 | 1'32.353 | 291,2 | 14:44'18.963 |
| 18 | 22.076 | 22.948 | 23.788 | 23.398 | 1'32.210 | 291,2 | 14:45'51.173 |
| 19 | 22.476 | 23.081 | 23.812 | 23.248 | 1'32.617 | 292,0 | 14:47'23.790 |
| 20 | 22.091 | 23.086 | 23.908 | 23.461 | 1'32.546 | 295,2 | 14:48'56.336 |
| 21 | 22.127 | 23.057 | 23.992 | 23.430 | 1'32.606 | 292,0 | 14:50'28.942 |

16/05/2026 P = Pits In/Out - C = Lap Time Cancelled

These data/results cannot be reproduced, stored and/or transmitted in whole or in part by any manner of electronic, mechanical, photocopying, recording, broadcasting or otherwise now known or herein after developed without the previous express consent by the copyright owner, except for reproduction in daily press and regular printed publications on sale to the public within 60 days of the event related to those data/results and always provided that copyright symbol appears together as follows below.

© DORNA WSBK ORGANIZATION Srl 2026





Autodrom Most 4.212 m

Czech Round, 15-17 May 2026
Chronological Analysis Race 1

Start at 14:18'09.244

3 / 4

| | | | | | | | | | | | | | | | |
|----|---------------|--------|--------|--------|----------|--------------|--------------|----|--------|--------|--------|--------|-----------|-------|--------------|
| 13 | 22.119 | 23.050 | 23.598 | 23.131 | 1'31.898 | 296,8 | 14:38'12.868 | 4 | 22.148 | 22.992 | 23.550 | 23.162 | 1'31.852C | 295,2 | 14:24'25.423 |
| 14 | 22.144 | 23.117 | 23.695 | 23.107 | 1'32.063 | 294,4 | 14:39'44.931 | 5 | 22.353 | 23.045 | 23.589 | 23.246 | 1'32.233C | 296,0 | 14:25'57.656 |
| 15 | 22.193 | 23.122 | 23.766 | 23.216 | 1'32.297 | 298,4 | 14:41'17.228 | 6 | 22.195 | 23.033 | 23.647 | 23.247 | 1'32.122 | 293,6 | 14:27'29.778 |
| 16 | 22.140 | 23.126 | 23.774 | 23.238 | 1'32.278 | 297,6 | 14:42'49.506 | 7 | 22.120 | 22.974 | 23.577 | 23.246 | 1'31.917 | 293,6 | 14:29'01.695 |
| 17 | 22.012 | 23.081 | 23.768 | 23.244 | 1'32.105 | 296,0 | 14:44'21.611 | 8 | 22.142 | 23.024 | 23.710 | 23.238 | 1'32.114 | 295,2 | 14:30'33.809 |
| 18 | 22.186 | 23.284 | 23.671 | 23.271 | 1'32.412 | 298,4 | 14:45'54.023 | 9 | 22.124 | 23.021 | 23.615 | 23.332 | 1'32.092 | 294,4 | 14:32'05.901 |
| 19 | 22.530 | 23.081 | 23.790 | 23.311 | 1'32.712 | 298,4 | 14:47'26.735 | 10 | 22.162 | 23.188 | 23.736 | 23.297 | 1'32.383 | 294,4 | 14:33'38.284 |
| 20 | 22.491 | 22.991 | 24.257 | 23.367 | 1'33.106 | 294,4 | 14:48'59.841 | 11 | 22.155 | 23.073 | 23.697 | 23.293 | 1'32.218 | 295,2 | 14:35'10.502 |
| 21 | 22.244 | 23.354 | 24.186 | 23.709 | 1'33.493 | 299,2 | 14:50'33.334 | 12 | 22.162 | 23.072 | 23.727 | 23.292 | 1'32.253 | 295,2 | 14:36'42.755 |

Race Time 32'24.090

| 12° 97 X. VIERGE (1'31.530) | | | | | | | |
|-----------------------------|---------------|---------------|---------------|---------------|-----------------|--------------|--------------|
| Lap | Seg.1 | Seg.2 | Seg.3 | Seg.4 | Lap Time | km/h | Local Time |
| 1 | | 23.456 | 23.898 | 23.062 | 1'38.545 | 217,4 | 14:19'47.789 |
| 2 | 22.243 | 22.855 | 23.477 | 22.955 | 1'31.530 | 300,0 | 14:21'19.319 |
| 3 | 22.254 | 22.818 | 23.559 | 22.918 | 1'31.549 | 300,0 | 14:22'50.868 |
| 4 | 22.572 | 22.822 | 23.486 | 22.960 | 1'31.840 | 300,0 | 14:24'22.708 |
| 5 | 22.213 | 22.912 | 23.872 | 23.018 | 1'32.015C | 296,8 | 14:25'54.723 |
| 6 | 22.685 | 23.070 | 23.632 | 23.361 | 1'32.748 | 299,2 | 14:27'27.471 |
| 7 | 22.131 | 23.033 | 23.594 | 23.134 | 1'31.892 | 296,8 | 14:28'59.363 |
| 8 | 22.339 | 22.984 | 23.540 | 23.031 | 1'31.894 | 296,8 | 14:30'31.257 |
| 9 | 22.167 | 22.939 | 23.582 | 23.156 | 1'31.844 | 298,4 | 14:32'03.101 |
| 10 | 22.426 | 23.066 | 23.657 | 23.051 | 1'32.200 | 297,6 | 14:33'35.301 |
| 11 | 22.069 | 22.988 | 24.044 | 23.156 | 1'32.257 | 296,0 | 14:35'07.558 |
| 12 | 22.151 | 22.929 | 23.557 | 23.148 | 1'31.785 | 296,8 | 14:36'39.343 |
| 13 | 22.085 | 22.956 | 23.695 | 23.122 | 1'31.858 | 299,2 | 14:38'11.201 |
| 14 | 22.893 | 23.122 | 23.752 | 23.183 | 1'32.950 | 300,0 | 14:39'44.151 |
| 15 | 22.052 | 22.997 | 23.867 | 23.226 | 1'32.142 | 294,4 | 14:41'16.293 |
| 16 | 22.000 | 23.066 | 23.752 | 23.174 | 1'31.992 | 293,6 | 14:42'48.285 |
| 17 | 21.987 | 23.019 | 23.822 | 23.294 | 1'32.122 | 293,6 | 14:44'20.407 |
| 18 | 22.121 | 23.091 | 23.872 | 23.366 | 1'32.450 | 293,6 | 14:45'52.857 |
| 19 | 22.859 | 23.271 | 24.140 | 23.390 | 1'33.660 | 295,2 | 14:47'26.517 |
| 20 | 22.203 | 23.239 | 24.382 | 23.393 | 1'33.217 | 295,2 | 14:48'59.734 |
| 21 | 22.142 | 23.185 | 24.456 | 23.846 | 1'33.629 | 296,8 | 14:50'33.363 |

Race Time 32'24.119

| 13° 46 T. BRIDEWELL (1'31.739) | | | | | | | |
|--------------------------------|---------------|---------------|---------------|---------------|-----------------|--------------|--------------|
| Lap | Seg.1 | Seg.2 | Seg.3 | Seg.4 | Lap Time | km/h | Local Time |
| 1 | | 23.540 | 23.779 | 23.137 | 1'38.876 | 227,8 | 14:19'48.120 |
| 2 | 22.319 | 23.001 | 23.571 | 22.980 | 1'31.871 | 291,2 | 14:21'19.991 |
| 3 | 22.328 | 22.795 | 23.692 | 23.024 | 1'31.839 | 297,6 | 14:22'51.830 |
| 4 | 22.094 | 22.944 | 23.655 | 23.046 | 1'31.739 | 297,6 | 14:24'23.569 |
| 5 | 22.190 | 22.959 | 23.710 | 23.095 | 1'31.954C | 297,6 | 14:25'55.523 |
| 6 | 22.301 | 22.965 | 23.688 | 23.172 | 1'32.126 | 294,4 | 14:27'27.649 |
| 7 | 22.265 | 23.003 | 23.661 | 23.132 | 1'32.061 | 296,8 | 14:28'59.710 |
| 8 | 22.237 | 22.972 | 23.960 | 23.172 | 1'32.341 | 296,0 | 14:30'32.051 |
| 9 | 22.205 | 22.955 | 23.749 | 23.096 | 1'32.005 | 298,4 | 14:32'04.056 |
| 10 | 22.112 | 23.230 | 23.870 | 23.264 | 1'32.476 | 298,4 | 14:33'36.532 |
| 11 | 22.255 | 23.150 | 23.848 | 23.272 | 1'32.525 | 296,0 | 14:35'09.057 |
| 12 | 22.317 | 23.048 | 23.833 | 23.225 | 1'32.423 | 296,0 | 14:36'41.480 |
| 13 | 22.205 | 22.914 | 23.754 | 23.147 | 1'32.020 | 297,6 | 14:38'13.500 |
| 14 | 22.164 | 23.109 | 23.753 | 23.243 | 1'32.269 | 297,6 | 14:39'45.769 |
| 15 | 22.163 | 22.987 | 23.679 | 23.180 | 1'32.009 | 296,8 | 14:41'17.778 |
| 16 | 22.171 | 23.212 | 23.723 | 23.235 | 1'32.341 | 298,4 | 14:42'50.119 |
| 17 | 22.067 | 23.025 | 23.770 | 23.255 | 1'32.117 | 297,6 | 14:44'22.236 |
| 18 | 22.272 | 23.110 | 23.772 | 23.359 | 1'32.513 | 297,6 | 14:45'54.749 |
| 19 | 22.337 | 23.166 | 23.809 | 23.302 | 1'32.614 | 296,8 | 14:47'27.363 |
| 20 | 22.267 | 23.208 | 23.981 | 23.320 | 1'32.776 | 298,4 | 14:49'00.139 |
| 21 | 22.241 | 23.268 | 24.119 | 23.605 | 1'33.233 | 295,2 | 14:50'33.372 |

Race Time 32'24.128

| 14° 60 M. VAN DER MARK (1'31.917) | | | | | | | |
|-----------------------------------|--------|--------|---------------|---------------|----------|--------------|--------------|
| Lap | Seg.1 | Seg.2 | Seg.3 | Seg.4 | Lap Time | km/h | Local Time |
| 1 | | 23.795 | 23.770 | 23.135 | 1'39.489 | 223,6 | 14:19'48.733 |
| 2 | 22.832 | 23.164 | 23.630 | 23.178 | 1'32.804 | 280,8 | 14:21'21.537 |
| 3 | 22.211 | 23.059 | 23.555 | 23.209 | 1'32.034 | 296,8 | 14:22'53.571 |

| 15° 87 R. GARDNER (1'32.002) | | | | | | | |
|------------------------------|---------------|---------------|---------------|---------------|-----------------|--------------|--------------|
| Lap | Seg.1 | Seg.2 | Seg.3 | Seg.4 | Lap Time | km/h | Local Time |
| 1 | | 23.748 | 23.918 | 23.211 | 1'39.461 | 225,5 | 14:19'48.705 |
| 2 | 22.528 | 23.042 | 23.569 | 23.151 | 1'32.290 | 278,7 | 14:21'20.995 |
| 3 | 23.327 | 23.063 | 23.928 | 23.089 | 1'33.407 | 292,0 | 14:22'54.402 |
| 4 | 22.270 | 22.937 | 23.657 | 23.253 | 1'32.117C | 293,6 | 14:24'26.519 |
| 5 | 22.204 | 22.984 | 23.609 | 23.248 | 1'32.045C | 291,2 | 14:25'58.564 |
| 6 | 22.123 | 23.001 | 23.645 | 23.239 | 1'32.008 | 291,2 | 14:27'30.572 |
| 7 | 22.090 | 22.947 | 23.715 | 23.262 | 1'32.014 | 292,0 | 14:29'02.586 |
| 8 | 22.065 | 23.022 | 23.734 | 23.242 | 1'32.063 | 292,0 | 14:30'34.649 |
| 9 | 22.170 | 23.009 | 23.693 | 23.130 | 1'32.002 | 291,2 | 14:32'06.651 |
| 10 | 22.137 | 22.968 | 23.822 | 23.279 | 1'32.206 | 292,8 | 14:33'38.857 |
| 11 | 22.077 | 23.042 | 23.769 | 23.292 | 1'32.180 | 293,6 | 14:35'11.037 |
| 12 | 22.139 | 23.088 | 23.781 | 23.229 | 1'32.237 | 292,8 | 14:36'43.274 |
| 13 | 22.264 | 23.027 | 23.779 | 23.318 | 1'32.388 | 294,4 | 14:38'15.662 |
| 14 | 22.258 | 22.969 | 23.799 | 23.241 | 1'32.267 | 292,8 | 14:39'47.929 |
| 15 | 22.173 | 23.127 | 23.776 | 23.189 | 1'32.265 | 292,8 | 14:41'20.194 |
| 16 | 22.089 | 23.141 | 23.935 | 23.279 | 1'32.444 | 294,4 | 14:42'52.638 |
| 17 | 22.191 | 23.060 | 23.854 | 23.479 | 1'32.584 | 293,6 | 14:44'25.222 |
| 18 | 22.487 | 23.273 | 24.003 | 23.312 | 1'33.075 | 294,4 | 14:45'58.297 |
| 19 | 22.280 | 23.166 | 23.963 | 23.347 | 1'32.756 | 295,2 | 14:47'31.053 |
| 20 | 22.206 | 23.187 | 23.992 | 23.271 | 1'32.656 | 295,2 | 14:49'03.709 |
| 21 | 22.190 | 23.232 | 23.980 | 23.390 | 1'32.792 | 297,6 | 14:50'36.501 |

Race Time 32'27.251

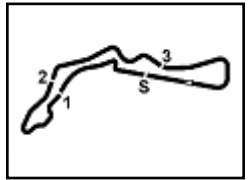
| 16° 54 B. SOFUOGLU (1'32.194) | | | | | | | |
|-------------------------------|---------------|---------------|---------------|---------------|-----------------|--------------|--------------|
| Lap | Seg.1 | Seg.2 | Seg.3 | Seg.4 | Lap Time | km/h | Local Time |
| 1 | | 23.798 | 23.897 | 23.307 | 1'39.939 | 220,0 | 14:19'49.183 |
| 2 | 22.627 | 23.097 | 23.785 | 23.279 | 1'32.788 | 292,0 | 14:21'21.971 |
| 3 | 22.539 | 22.978 | 23.921 | 23.062 | 1'32.500 | 292,8 | 14:22'54.471 |
| 4 | 22.609 | 22.995 | 23.657 | 23.244 | 1'32.505C | 297,6 | 14:24'26.976 |
| 5 | 22.207 | 22.937 | 23.782 | 23.292 | 1'32.218C | 292,8 | 14:25'59.194 |
| 6 | 22.181 | 22.903 | 23.824 | 23.403 | 1'32.311 | 291,2 | 14:27'31.505 |
| 7 | 22.156 | 22.883 | 23.844 | 23.311 | 1'32.194 | 289,7 | 14:29'03.699 |
| 8 | 22.193 | 22.970 | 23.717 | 23.378 | 1'32.258 | 290,5 | 14:30'35.957 |
| 9 | 22.238 | 22.919 | 23.860 | 23.388 | 1'32.405 | 290,5 | 14:32'08.362 |
| 10 | 22.150 | 22.899 | 24.044 | 23.419 | 1'32.512 | 289,7 | 14:33'40.874 |
| 11 | 22.138 | 23.068 | 24.015 | 23.403 | 1'32.624 | 291,2 | 14:35'13.498 |
| 12 | 22.397 | 23.150 | 23.944 | 23.462 | 1'32.953 | 288,9 | 14:36'46.451 |
| 13 | 22.211 | 23.132 | 23.915 | 23.467 | 1'32.725 | 290,5 | 14:38'19.176 |
| 14 | 22.235 | 23.125 | 23.922 | 23.468 | 1'32.750 | 290,5 | 14:39'51.926 |
| 15 | 22.221 | 23.154 | 24.114 | 23.518 | 1'33.007 | 291,2 | 14:41'24.933 |
| 16 | 22.318 | 23.226 | 23.957 | 23.442 | 1'32.943 | 289,7 | 14:42'57.876 |
| 17 | 22.388 | 23.117 | 24.041 | 23.489 | 1'33.035 | 289,7 | 14:44'30.911 |
| 18 | 22.373 | 23.210 | 23.974 | 23.473 | 1'33.030 | 288,2 | 14:46'03.941 |
| 19 | 22.387 | 23.253 | 24.137 | 23.522 | 1'33.299 | 288,9 | 14:47'37.240 |

Race Time 32'27.257

16/05/2026 P = Pits In/Out - C = Lap Time Cancelled

These data/results cannot be reproduced, stored and/or transmitted in whole or in part by any manner of electronic, mechanical, photocopying, recording, broadcasting or otherwise now known or herein after developed without the previous express consent by the copyright owner, except for reproduction in daily press and regular printed publications on sale to the public within 60 days of the event related to those data/results and always provided that copyright symbol appears together as follows below.

© DORNA WSBK ORGANIZATION Srl 2026



Autodrom Most 4.212 m

Czech Round, 15-17 May 2026

Chronological Analysis Race 1

Start at 14:18'09.244

4 / 4

| | | | | | | | | | | | | | | | |
|----|--------|--------|--------|--------|----------|-------|--------------|----|--------|--------|--------|--------|----------|-------|--------------|
| 20 | 22.291 | 23.255 | 24.379 | 23.632 | 1'33.557 | 289,7 | 14:49'10.797 | 11 | 22.683 | 23.499 | 24.054 | 23.550 | 1'33.786 | 288,2 | 14:35'29.357 |
| 21 | 22.342 | 23.265 | 24.222 | 23.668 | 1'33.497 | 288,9 | 14:50'44.294 | 12 | 22.479 | 23.574 | 24.236 | 23.650 | 1'33.939 | 289,7 | 14:37'03.296 |

Race Time 32'35.050

| 17° 35 S. CHANTRA [1'32.780] | | | | | | | |
|------------------------------|---------------|---------------|---------------|---------------|-----------------|--------------|--------------|
| Lap | Seg1 | Seg2 | Seg3 | Seg4 | Lap Time | km/h | Local Time |
| 1 | | 23.833 | 24.048 | 23.347 | 1'40.936 | 227,3 | 14:19'50.180 |
| 2 | 22.804 | 23.433 | 23.828 | 24.064 | 1'34.129 | 293,6 | 14:21'24.309 |
| 3 | 22.569 | 23.416 | 23.752 | 23.227 | 1'32.964 | 292,0 | 14:22'57.273 |
| 4 | 22.379 | 23.394 | 23.964 | 23.285 | 1'33.022C | 292,8 | 14:24'30.295 |
| 5 | 22.516 | 23.332 | 23.754 | 23.353 | 1'32.955C | 292,8 | 14:26'03.250 |
| 6 | 22.351 | 23.335 | 23.867 | 23.285 | 1'32.838 | 293,6 | 14:27'36.088 |
| 7 | 22.528 | 23.436 | 23.828 | 23.344 | 1'33.136 | 292,8 | 14:29'09.224 |
| 8 | 22.572 | 23.409 | 23.793 | 23.406 | 1'33.180 | 293,6 | 14:30'42.404 |
| 9 | 22.466 | 23.373 | 23.923 | 23.319 | 1'33.081 | 292,8 | 14:32'15.485 |
| 10 | 22.421 | 23.363 | 23.788 | 23.214 | 1'32.786 | 291,2 | 14:33'48.271 |
| 11 | 23.271 | 23.682 | 24.028 | 23.292 | 1'34.273C | 296,0 | 14:35'22.544 |
| 12 | 22.482 | 23.481 | 23.905 | 23.263 | 1'33.131 | 293,6 | 14:36'55.675 |
| 13 | 22.440 | 23.438 | 23.852 | 23.244 | 1'32.974 | 294,4 | 14:38'28.649 |
| 14 | 22.476 | 23.343 | 23.646 | 23.319 | 1'32.784 | 293,6 | 14:40'01.433 |
| 15 | 22.439 | 23.403 | 23.944 | 23.287 | 1'33.073 | 296,8 | 14:41'34.506 |
| 16 | 22.306 | 23.353 | 23.849 | 23.272 | 1'32.780 | 292,8 | 14:43'07.286 |
| 17 | 22.387 | 23.360 | 23.897 | 23.431 | 1'33.075 | 291,2 | 14:44'40.361 |
| 18 | 22.466 | 23.380 | 23.936 | 23.449 | 1'33.231 | 289,7 | 14:46'13.592 |
| 19 | 22.329 | 23.408 | 24.004 | 23.292 | 1'33.033 | 290,5 | 14:47'46.625 |
| 20 | 22.271 | 23.461 | 24.072 | 23.316 | 1'33.120 | 292,0 | 14:49'19.745 |
| 21 | 22.351 | 23.342 | 24.056 | 23.423 | 1'33.172 | 291,2 | 14:50'52.917 |

Race Time 32'43.673

| 18° 13 M. RATO [1'32.687] | | | | | | | |
|---------------------------|---------------|---------------|--------|---------------|-----------------|--------------|--------------|
| Lap | Seg1 | Seg2 | Seg3 | Seg4 | Lap Time | km/h | Local Time |
| 1 | | 23.635 | 23.886 | 23.293 | 1'40.046 | 223,2 | 14:19'49.290 |
| 2 | 22.785 | 23.129 | 23.614 | 23.233 | 1'32.761 | 292,8 | 14:21'22.051 |
| 3 | 22.570 | 23.157 | 23.759 | 23.201 | 1'32.687 | 292,8 | 14:22'54.738 |
| 4 | 23.814 | 23.074 | 23.992 | 23.504 | 1'34.384C | 292,0 | 14:24'29.122 |
| 5 | 22.312 | 23.168 | 23.961 | 23.457 | 1'32.898C | 285,2 | 14:26'02.020 |
| 6 | 22.378 | 23.263 | 24.082 | 23.463 | 1'33.186 | 285,2 | 14:27'35.206 |
| 7 | 22.499 | 23.235 | 23.966 | 23.509 | 1'33.209 | 284,5 | 14:29'08.415 |
| 8 | 22.449 | 23.145 | 24.001 | 23.491 | 1'33.086 | 284,5 | 14:30'41.501 |
| 9 | 22.321 | 23.264 | 23.955 | 23.571 | 1'33.111 | 284,5 | 14:32'14.612 |
| 10 | 22.303 | 23.220 | 24.024 | 23.565 | 1'33.112 | 284,5 | 14:33'47.724 |
| 11 | 22.422 | 23.403 | 24.055 | 23.626 | 1'33.506 | 284,5 | 14:35'21.230 |
| 12 | 22.352 | 23.377 | 24.135 | 23.562 | 1'33.426 | 283,7 | 14:36'54.656 |
| 13 | 22.472 | 23.415 | 24.084 | 23.669 | 1'33.640 | 284,5 | 14:38'28.296 |
| 14 | 22.306 | 23.242 | 23.964 | 23.568 | 1'33.080 | 284,5 | 14:40'01.376 |
| 15 | 22.592 | 23.433 | 23.975 | 23.352 | 1'33.352 | 283,7 | 14:41'34.728 |
| 16 | 22.259 | 23.366 | 23.813 | 23.266 | 1'32.704 | 287,4 | 14:43'07.432 |
| 17 | 22.385 | 23.358 | 23.925 | 23.456 | 1'33.124 | 288,9 | 14:44'40.556 |
| 18 | 22.496 | 23.315 | 23.936 | 23.434 | 1'33.181 | 286,7 | 14:46'13.737 |
| 19 | 22.319 | 23.391 | 24.020 | 23.433 | 1'33.163 | 291,2 | 14:47'46.900 |
| 20 | 22.173 | 23.433 | 24.069 | 23.425 | 1'33.100 | 289,7 | 14:49'20.000 |
| 21 | 22.334 | 23.272 | 24.016 | 24.023 | 1'33.645 | 288,9 | 14:50'53.645 |

Race Time 32'44.401

| RET 92 Y. KUNII [1'33.486] | | | | | | | |
|----------------------------|--------|--------|---------------|--------|-----------------|--------------|--------------|
| Lap | Seg1 | Seg2 | Seg3 | Seg4 | Lap Time | km/h | Local Time |
| 1 | | 23.688 | 24.008 | 23.509 | 1'40.671 | 223,2 | 14:19'49.915 |
| 2 | 22.610 | 23.530 | 24.022 | 24.796 | 1'34.958 | 293,6 | 14:21'24.873 |
| 3 | 22.853 | 23.547 | 23.904 | 23.481 | 1'33.785 | 290,5 | 14:22'58.658 |
| 4 | 22.751 | 23.553 | 24.053 | 23.567 | 1'33.924C | 291,2 | 14:24'32.582 |
| 5 | 22.610 | 23.707 | 24.131 | 23.619 | 1'34.067C | 290,5 | 14:26'06.649 |
| 6 | 22.459 | 23.552 | 24.068 | 23.643 | 1'33.722 | 287,4 | 14:27'40.371 |
| 7 | 22.576 | 23.609 | 23.892 | 23.465 | 1'33.542 | 286,7 | 14:29'13.913 |
| 8 | 22.547 | 23.505 | 23.949 | 23.485 | 1'33.486 | 289,7 | 14:30'47.399 |
| 9 | 22.487 | 23.834 | 24.179 | 23.662 | 1'34.162 | 290,5 | 14:32'21.561 |
| 10 | 22.698 | 23.554 | 24.073 | 23.685 | 1'34.010 | 286,7 | 14:33'55.571 |

16/05/2026 P = Pits In/Out - C = Lap Time Cancelled

These data/results cannot be reproduced, stored and/or transmitted in whole or in part by any manner of electronic, mechanical, photocopying, recording, broadcasting or otherwise now known or herein after developed without the previous express consent by the copyright owner, except for reproduction in daily press and regular printed publications on sale to the public within 60 days of the event related to those data/results and always provided that copyright symbol appears together as follows below.

© DORNA WSBK ORGANIZATION Srl 2026