

No.	Rider	Nat	Team	Bike	Class	Time	Gap	Rel.	Laps	Speed	
										Avg	Max
1	31 G. GERLOFF	USA	Kawasaki WorldSBK Team	Kawasaki ZX-10RR		1'30.791			18	167,012	293,6
2	11 N. BULEGA	ITA	Aruba.it Racing - Ducati	Ducati Panigale V4R		1'30.857	0.066	0.066	6	166,891	295,2
3	14 S. LOWES	GBR	ELF Marc VDS Racing Team	Ducati Panigale V4R	IND	1'30.933	0.142	0.076	24	166,751	294,4
4	7 I. LECUONA	ESP	Aruba.it Racing - Ducati	Ducati Panigale V4R		1'30.999	0.208	0.066	19	166,630	300,0
5	22 A. LOWES	GBR	bimota by Kawasaki Racing Team	bimota KB998 Rimini		1'31.066	0.275	0.067	19	166,508	295,2
6	9 D. PETRUCCI	ITA	ROKIT BMW Motorrad WorldSBK Team	BMW M1000 RR		1'31.217	0.426	0.151	21	166,232	297,6
7	47 A. BASSANI	ITA	bimota by Kawasaki Racing Team	bimota KB998 Rimini		1'31.244	0.453	0.027	21	166,183	294,4
8	5 Y. MONTELLA	ITA	Barni Spark Racing Team	Ducati Panigale V4R	IND	1'31.249	0.458	0.005	22	166,174	295,2
9	34 L. BALDASSARRI	ITA	Team GoEleven	Ducati Panigale V4R	IND	1'31.288	0.497	0.039	9	166,103	294,4
10	60 M. VAN DER MARK	NED	ROKIT BMW Motorrad WorldSBK Team	BMW M1000 RR		1'31.354	0.563	0.066	17	165,983	296,0
11	97 X. VIERGE	ESP	Pata Maxus Yamaha	Yamaha YZF R1		1'31.543	0.752	0.189	18	165,640	293,6
12	67 A. SURRA	ITA	Motocorsa Racing	Ducati Panigale V4R	IND	1'31.555	0.764	0.012	19	165,618	296,8
13	19 A. BAUTISTA	ESP	Barni Spark Racing Team	Ducati Panigale V4R	IND	1'31.638	0.847	0.083	21	165,468	301,6
14	55 A. LOCATELLI	ITA	Pata Maxus Yamaha	Yamaha YZF R1		1'31.688	0.897	0.050	15	165,378	292,0
15	62 S. MANZI	ITA	GYTR GRT Yamaha WorldSBK Team	Yamaha YZF R1		1'31.763	0.972	0.075	18	165,243	292,0
16	87 R. GARDNER	AUS	GYTR GRT Yamaha WorldSBK Team	Yamaha YZF R1		1'31.821	1.030	0.058	16	165,139	291,2
17	95 T. MACKENZIE	GBR	MGM Optical Express Racing	Ducati Panigale V4R	IND	1'31.841	1.050	0.020	18	165,103	296,0
18	54 B. SOFUOGLU	TUR	Motoxracing WorldSBK Team	Yamaha YZF R1	IND	1'31.890	1.099	0.049	18	165,015	292,0
19	46 T. BRIDEWELL	GBR	Superbike Advocates	Ducati Panigale V4R	IND	1'32.041	1.250	0.151	16	164,744	296,8
20	13 M. RATO	ITA	Motoxracing WorldSBK Team	Yamaha YZF R1	IND	1'32.636	1.845	0.595	19	163,686	288,2
21	35 S. CHANTRA	THA	Honda HRC	Honda CBR1000RR-R SP		1'32.706	1.915	0.070	22	163,562	293,6
22	92 Y. KUNII	JPN	Honda HRC	Honda CBR1000RR-R SP		1'33.780	2.989	1.074	21	161,689	292,8

Qualifying Lap Time (105% of 1'30.791): 1'35.331

AIR	Humidity:	53%	Temp:	14°C
TRACK	Condition:	Dry	Temp:	24°C

Records	Pole	[SP]	2024 T.Razgatioglu	1'30.064	168,360	Km/h
	Race	[SPRC]	2025 T.Razgatioglu	1'30.201	168,100	Km/h
	All Times	[SP]	2024 T.Razgatioglu	1'30.064	168,360	Km/h

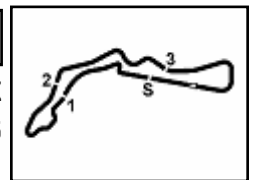
15/05/2026 Start 15:00 End 15:47

The results are provisional until the end of the time limit for protests and appeals and the completion of the technical checks.

Clerk Of The Course: **Marcel Putsche**
Publication Time: **15:50**

These data/results cannot be reproduced, stored and/or transmitted in whole or in part by any manner of electronic, mechanical, photocopying, recording, broadcasting or otherwise now known or herein after developed without the previous express consent by the copyright owner, except for reproduction in daily press and regular printed publications on sale to the public within 60 days of the event related to those data/results and always provided that copyright symbol appears together as follows below.

© DORNA WSBK ORGANIZATION Srl 2026



Czech Round, 15-17 May 2026

Results Free Practice 2nd Session

Session Highlights

Local Time	No. Rider	Description
14.53.30		DROPS of RAIN in Sector(s): 1 - 3
14.58.42		DROPS of RAIN in Sector(s): 4
15.00.00		Start of Session
15.00.04		WHITE FLAG
15.00.46		DROPS of RAIN in Sector(s): 4
15.03.37	46 T. BRIDEWELL	#46 Current Lap Time Cancelled - Exceeded Track Limits - Turn 1
15.05.09	46 T. BRIDEWELL	#46 Lap Time Cancelled [1'41.448] - Exceeded Track Limits - Turn 1
15.06.08	54 B. SOFUOGLU	#54 On the Gravel - Rejoined - Turn 20
15.06.47	35 S. CHANTRA	#35 Current Lap Time Cancelled - Exceeded Track Limits - Turn 1
15.08.01	54 B. SOFUOGLU	#54 CHECK RACELINK GPS - TOO FEW SATELLITES
15.08.20	35 S. CHANTRA	#35 Lap Time Cancelled [1'42.555] - Exceeded Track Limits - Turn 1
15.09.38	11 N. BULEGA	#11 On the Gravel - Rejoined - Turn 6
15.09.39	22 A. LOWES	#22 Current Lap Time Cancelled - Exceeded Track Limits - Turn 1
15.11.12	97 X. VIERGE	#97 Current Lap Time Cancelled - Exceeded Track Limits - Turn 1
15.11.15	9 D. PETRUCCI	#9 Current Lap Time Cancelled - Exceeded Track Limits - Turn 1
15.11.20	22 A. LOWES	#22 Lap Time Cancelled [1'50.837] - Exceeded Track Limits - Turn 1
15.11.34	67 A. SURRA	#67 Current Lap Time Cancelled - Exceeded Track Limits - Turn 1
15.12.29	55 A. LOCATELLI	#55 Current Lap Time Cancelled - Exceeded Track Limits - Turn 1
15.12.57	97 X. VIERGE	#97 Lap Time Cancelled [1'53.976] - Exceeded Track Limits - Turn 1
15.12.58	9 D. PETRUCCI	#9 Lap Time Cancelled [1'51.553] - Exceeded Track Limits - Turn 1
15.13.14	67 A. SURRA	#67 Lap Time Cancelled [1'49.715] - Exceeded Track Limits - Turn 1
15.13.19	62 S. MANZI	#62 Current Lap Time Cancelled - Exceeded Track Limits - Turn 1
15.13.47	34 L. BALDASSARRI	#34 Current Lap Time Cancelled - Exceeded Track Limits - Turn 1
15.14.11	55 A. LOCATELLI	#55 Lap Time Cancelled [1'51.975] - Exceeded Track Limits - Turn 1
15.14.37	31 G. GERLOFF	#31 Current Lap Time Cancelled - Exceeded Track Limits - Turn 1
15.14.51	62 S. MANZI	#62 Lap Time Cancelled [1'41.882] - Exceeded Track Limits - Turn 1
15.14.58	47 A. BASSANI	#47 Current Lap Time Cancelled - Exceeded Track Limits - Turn 1
15.15.42	34 L. BALDASSARRI	#34 Lap Time Cancelled [2'03.798] - Exceeded Track Limits - Turn 1
15.16.16	31 G. GERLOFF	#31 Lap Time Cancelled [1'47.532] - Exceeded Track Limits - Turn 1
15.16.44		Yellow Flag Out - Turn 1
15.16.44	47 A. BASSANI	#47 Lap Time Cancelled [1'55.448] - Exceeded Track Limits - Turn 1
15.16.52	11 N. BULEGA	#11 Crashed - Turn 1
15.17.50		Yellow Flag In - Turn 1
15.17.50		Riders Under Yellow Flag at Turn 1: #14 #95 #87 #5
15.19.08	11 N. BULEGA	#11 Rejoined
15.19.52		Yellow Flag Out - Turn 4-5-6
15.20.03		Yellow Flag In - Turn 4-5-6
15.22.29	67 A. SURRA	#67 Current Lap Time Cancelled - Exceeded Track Limits - Turn 1
15.23.53	67 A. SURRA	#67 Lap Time Cancelled [10'38.863] - Exceeded Track Limits - Turn 1
15.24.01	22 A. LOWES	#22 Current Lap Time Cancelled - Exceeded Track Limits - Turn 1
15.25.24	5 Y. MONTELLA	#5 Current Lap Time Cancelled - Exceeded Track Limits - Turn 1
15.25.30	22 A. LOWES	#22 Lap Time Cancelled [14'10.609] - Exceeded Track Limits - Turn 1
15.26.49	5 Y. MONTELLA	#5 Lap Time Cancelled [1'33.739] - Exceeded Track Limits - Turn 1
15.28.48	62 S. MANZI	#62 Current Lap Time Cancelled - Exceeded Track Limits - Turn 1
15.30.13	62 S. MANZI	#62 Lap Time Cancelled [1'33.601] - Exceeded Track Limits - Turn 1
15.31.06	13 M. RATO	#13 On the Gravel - Rejoined - Turn 6
15.34.17	54 B. SOFUOGLU	#54 Current Lap Time Cancelled - Exceeded Track Limits - Turn 1
15.35.43	54 B. SOFUOGLU	#54 Lap Time Cancelled [1'35.640] - Exceeded Track Limits - Turn 1
15.39.01	54 B. SOFUOGLU	#54 Current Lap Time Cancelled - Exceeded Track Limits - Turn 1
15.40.31	67 A. SURRA	#67 Current Lap Time Cancelled - Exceeded Track Limits - Turn 1
15.40.46	54 B. SOFUOGLU	#54 Lap Time Cancelled [1'53.370] - Exceeded Track Limits - Turn 1
15.41.37	5 Y. MONTELLA	#5 Current Lap Time Cancelled - Exceeded Track Limits - Turn 1
15.41.49	14 S. LOWES	#14 Current Lap Time Cancelled - Exceeded Track Limits - Turn 1
15.41.57	67 A. SURRA	#67 Lap Time Cancelled [1'35.335] - Exceeded Track Limits - Turn 1
15.43.00	5 Y. MONTELLA	#5 Lap Time Cancelled [1'32.292] - Exceeded Track Limits - Turn 1
15.43.18	14 S. LOWES	#14 Lap Time Cancelled [1'38.351] - Exceeded Track Limits - Turn 1
15.43.41	60 M. VAN DER MARK	#60 Current Lap Time Cancelled - Exceeded Track Limits - Turn 1

15/05/2026 Start 15:00 End 15:47

The results are provisional until the end of the time limit for protests and appeals and the completion of the technical checks.

Clerk Of The Course: **Marcel Putsche**
Publication Time: **15:50**

These data/results cannot be reproduced, stored and/or transmitted in whole or in part by any manner of electronic, mechanical, photocopying, recording, broadcasting or otherwise now known or herein after developed without the previous express consent by the copyright owner, except for reproduction in daily press and regular printed publications on sale to the public within 60 days of the event related to those data/results and always provided that copyright symbol appears together as follows below.

© DORNA WSBK ORGANIZATION Srl 2026

Czech Round, 15-17 May 2026

Results Free Practice 2nd Session

15.44.06	31 G. GERLOFF	#31 Current Lap Time Cancelled - Exceeded Track Limits - Turn 1
15.44.43	62 S. MANZI	#62 Current Lap Time Cancelled - Exceeded Track Limits - Turn 1
15.45.08	60 M. VAN DER MARK	#60 Lap Time Cancelled [1'35.729] - Exceeded Track Limits - Turn 1
15.45.34	31 G. GERLOFF	#31 Lap Time Cancelled [1'36.252] - Exceeded Track Limits - Turn 1
15.46.25	62 S. MANZI	#62 Lap Time Cancelled [1'51.312] - Exceeded Track Limits - Turn 1
15.47.07		End of Session

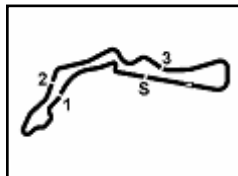
Fastest Laps Sequence

No.	Rider	Nat	Team	Bike	Local Time	Time	Gap	Avg
9	D. PETRUCCI	ITA	ROKIT BMW Motorrad WorldSBK Team	BMW M1000 RR	15:03'20.124	1'32.654		163,654
22	A. LOWES	GBR	bimota by Kawasaki Racing Team	bimota KB998 Rimini	15:03'21.880	1'32.408	-0.246	164,090
9	D. PETRUCCI	ITA	ROKIT BMW Motorrad WorldSBK Team	BMW M1000 RR	15:04'52.276	1'32.152	-0.256	164,546
22	A. LOWES	GBR	bimota by Kawasaki Racing Team	bimota KB998 Rimini	15:04'52.946	1'31.066	-1.086	166,508
11	N. BULEGA	ITA	Aruba.it Racing - Ducati	Ducati Panigale V4R	15:11'59.861	1'31.001	-0.065	166,627
11	N. BULEGA	ITA	Aruba.it Racing - Ducati	Ducati Panigale V4R	15:13'30.718	1'30.857	-0.144	166,891
31	G. GERLOFF	USA	Kawasaki WorldSBK Team	Kawasaki ZX-10RR	15:42'20.155	1'30.791	-0.066	167,012

15/05/2026 Start 15:00 End 15:47 The results are provisional until the end of the time limit for protests and appeals and the completion of the technical checks. Clerk Of The Course: **Marcel Putsche** Publication Time: **15:50**

These data/results cannot be reproduced, stored and/or transmitted in whole or in part by any manner of electronic, mechanical, photocopying, recording, broadcasting or otherwise now known or herein after developed without the previous express consent by the copyright owner, except for reproduction in daily press and regular printed publications on sale to the public within 60 days of the event related to those data/results and always provided that copyright symbol appears together as follows below.

© DORNA WSBK ORGANIZATION Srl 2026



Czech Round, 15-17 May 2026

Free Practices Combined Results

No.	Rider	Nat	Team	Bike	Class	FP1	FP2	Time	Gap	Rel.	Avg	LL
1	31 G. GERLOFF	USA	Kawasaki WorldSBK Team	Kawasaki ZX-10RR		1'32.010	1'30.791	1'30.791			167,012	35
2	11 N. BULEGA	ITA	Aruba.it Racing - Ducati	Ducati Panigale V4R		1'31.130	1'30.857	1'30.857	0.066	0.066	166,891	27
3	14 S. LOWES	GBR	ELF Marc VDS Racing Team	Ducati Panigale V4R	IND	1'31.388	1'30.933	1'30.933	0.142	0.076	166,751	38
4	7 I. LECUONA	ESP	Aruba.it Racing - Ducati	Ducati Panigale V4R		1'31.443	1'30.999	1'30.999	0.208	0.066	166,630	42
5	22 A. LOWES	GBR	bimota by Kawasaki Racing Team	bimota KB998 Rimini		1'32.057	1'31.066	1'31.066	0.275	0.067	166,508	24
6	9 D. PETRUCCI	ITA	ROKiT BMW Motorrad WorldSBK Team	BMW M1000 RR		1'32.161	1'31.217	1'31.217	0.426	0.151	166,232	39
7	47 A. BASSANI	ITA	bimota by Kawasaki Racing Team	bimota KB998 Rimini		1'31.727	1'31.244	1'31.244	0.453	0.027	166,183	42
8	5 Y. MONTELLA	ITA	Barni Spark Racing Team	Ducati Panigale V4R	IND	1'31.560	1'31.249	1'31.249	0.458	0.005	166,174	46
9	34 L. BALDASSARRI	ITA	Team Goeleven	Ducati Panigale V4R	IND	1'31.719	1'31.288	1'31.288	0.497	0.039	166,103	32
10	60 M. VAN DER MARK	NED	ROKiT BMW Motorrad WorldSBK Team	BMW M1000 RR		1'32.524	1'31.354	1'31.354	0.563	0.066	165,983	38
11	97 X. VIERGE	ESP	Pata Maxus Yamaha	Yamaha YZF R1		1'32.436	1'31.543	1'31.543	0.752	0.189	165,640	40
12	67 A. SURRA	ITA	Motocorsa Racing	Ducati Panigale V4R	IND	1'32.479	1'31.555	1'31.555	0.764	0.012	165,618	40
13	19 A. BAUTISTA	ESP	Barni Spark Racing Team	Ducati Panigale V4R	IND	1'32.032	1'31.638	1'31.638	0.847	0.083	165,468	43
14	55 A. LOCATELLI	ITA	Pata Maxus Yamaha	Yamaha YZF R1		1'32.803	1'31.688	1'31.688	0.897	0.050	165,378	35
15	62 S. MANZI	ITA	GYTR GRT Yamaha WorldSBK Team	Yamaha YZF R1		1'32.408	1'31.763	1'31.763	0.972	0.075	165,243	38
16	87 R. GARDNER	AUS	GYTR GRT Yamaha WorldSBK Team	Yamaha YZF R1		1'32.000	1'31.821	1'31.821	1.030	0.058	165,139	37
17	95 T. MACKENZIE	GBR	MGM Optical Express Racing	Ducati Panigale V4R	IND	1'32.817	1'31.841	1'31.841	1.050	0.020	165,103	37
18	54 B. SOFUOGLU	TUR	Motoxracing WorldSBK Team	Yamaha YZF R1	IND	1'31.994	1'31.890	1'31.890	1.099	0.049	165,015	36
19	46 T. BRIDEWELL	GBR	Superbike Advocates	Ducati Panigale V4R	IND	1'32.822	1'32.041	1'32.041	1.250	0.151	164,744	34
20	13 M. RATO	ITA	Motoxracing WorldSBK Team	Yamaha YZF R1	IND	1'33.321	1'32.636	1'32.636	1.845	0.595	163,686	39
21	35 S. CHANTRA	THA	Honda HRC	Honda CBR1000RR-R SP		1'34.060	1'32.706	1'32.706	1.915	0.070	163,562	48
22	92 Y. KUNII	JPN	Honda HRC	Honda CBR1000RR-R SP		1'34.836	1'33.780	1'33.780	2.989	1.074	161,689	43

15/05/2026

Clerk Of The Course: **Marcel Putsche**

These data/results cannot be reproduced, stored and/or transmitted in whole or in part by any manner of electronic, mechanical, photocopying, recording, broadcasting or otherwise now known or herein after developed without the previous express consent by the copyright owner, except for reproduction in daily press and regular printed publications on sale to the public within 60 days of the event related to those data/results and always provided that copyright symbol appears together as follows below.

© DORNA WSBK ORGANIZATION Srl 2026

Czech Round, 15-17 May 2026

Best Sectors & Speed Free Practice 2nd Session

BEST LAP

1	31 G. GERLOFF	Kawasaki ZX-10RR	1'30.791
2	11 N. BULEGA	Ducati Panigale V4R	1'30.857
3	14 S. LOWES	Ducati Panigale V4R	1'30.933
4	7 I. LECUONA	Ducati Panigale V4R	1'30.999
5	22 A. LOWES	bimota KB998 Rimini	1'31.066
6	9 D. PETRUCCI	BMW M 1000 RR	1'31.217
7	47 A. BASSANI	bimota KB998 Rimini	1'31.244
8	5 Y. MONTELLA	Ducati Panigale V4R	1'31.249
9	34 L. BALDASSARRI	Ducati Panigale V4R	1'31.288
10	60 M. VAN DER MARK	BMW M 1000 RR	1'31.354
11	97 X. VIERGE	Yamaha YZF R1	1'31.543
12	67 A. SURRA	Ducati Panigale V4R	1'31.555
13	19 A. BAUTISTA	Ducati Panigale V4R	1'31.638
14	55 A. LOCATELLI	Yamaha YZF R1	1'31.688
15	62 S. MANZI	Yamaha YZF R1	1'31.763
16	87 R. GARDNER	Yamaha YZF R1	1'31.821
17	95 T. MACKENZIE	Ducati Panigale V4R	1'31.841
18	54 B. SOFUOGLU	Yamaha YZF R1	1'31.890
19	46 T. BRIDEWELL	Ducati Panigale V4R	1'32.041
20	13 M. RATO	Yamaha YZF R1	1'32.636
21	35 S. CHANTRA	Honda CBR1000RR-R SP	1'32.706
22	92 Y. KUNII	Honda CBR1000RR-R SP	1'33.780

SPEED

1	19 A. BAUTISTA	Ducati Panigale V4R	301,6
2	7 I. LECUONA	Ducati Panigale V4R	300,0
3	9 D. PETRUCCI	BMW M 1000 RR	297,6
4	46 T. BRIDEWELL	Ducati Panigale V4R	296,8
5	67 A. SURRA	Ducati Panigale V4R	296,8
6	60 M. VAN DER MARK	BMW M 1000 RR	296,0
7	95 T. MACKENZIE	Ducati Panigale V4R	296,0
8	5 Y. MONTELLA	Ducati Panigale V4R	295,2
9	11 N. BULEGA	Ducati Panigale V4R	295,2
10	22 A. LOWES	bimota KB998 Rimini	295,2
11	14 S. LOWES	Ducati Panigale V4R	294,4
12	34 L. BALDASSARRI	Ducati Panigale V4R	294,4
13	47 A. BASSANI	bimota KB998 Rimini	294,4
14	97 X. VIERGE	Yamaha YZF R1	293,6
15	35 S. CHANTRA	Honda CBR1000RR-R SP	293,6
16	31 G. GERLOFF	Kawasaki ZX-10RR	293,6
17	92 Y. KUNII	Honda CBR1000RR-R SP	292,8
18	54 B. SOFUOGLU	Yamaha YZF R1	292,0
19	62 S. MANZI	Yamaha YZF R1	292,0
20	55 A. LOCATELLI	Yamaha YZF R1	292,0
21	87 R. GARDNER	Yamaha YZF R1	291,2
22	13 M. RATO	Yamaha YZF R1	288,2

SEG. 1

1	31 G. GERLOFF	21.777
2	11 N. BULEGA	21.843
3	7 I. LECUONA	21.857
4	14 S. LOWES	21.873
5	19 A. BAUTISTA	21.881
6	47 A. BASSANI	21.885
7	5 Y. MONTELLA	21.933
8	60 M. VAN DER MARK	21.937
9	22 A. LOWES	21.959
10	34 L. BALDASSARRI	21.998
11	62 S. MANZI	22.007
12	9 D. PETRUCCI	22.011
13	55 A. LOCATELLI	22.014
14	97 X. VIERGE	22.016
15	95 T. MACKENZIE	22.018
16	54 B. SOFUOGLU	22.041
17	67 A. SURRA	22.041
18	87 R. GARDNER	22.056
19	46 T. BRIDEWELL	22.154
20	13 M. RATO	22.266
21	35 S. CHANTRA	22.313
22	92 Y. KUNII	22.595

SEG. 2

1	11 N. BULEGA	22.573
2	47 A. BASSANI	22.587
3	31 G. GERLOFF	22.620
4	22 A. LOWES	22.648
5	34 L. BALDASSARRI	22.697
6	60 M. VAN DER MARK	22.714
7	7 I. LECUONA	22.730
8	14 S. LOWES	22.739
9	54 B. SOFUOGLU	22.747
10	9 D. PETRUCCI	22.764
11	5 Y. MONTELLA	22.765
12	97 X. VIERGE	22.779
13	55 A. LOCATELLI	22.821
14	87 R. GARDNER	22.871
15	67 A. SURRA	22.881
16	19 A. BAUTISTA	22.929
17	62 S. MANZI	22.947
18	46 T. BRIDEWELL	22.951
19	95 T. MACKENZIE	22.971
20	13 M. RATO	23.093
21	35 S. CHANTRA	23.270
22	92 Y. KUNII	23.544

SEG. 3

1	7 I. LECUONA	23.315
2	22 A. LOWES	23.326
3	31 G. GERLOFF	23.335
4	11 N. BULEGA	23.337
5	14 S. LOWES	23.347
6	9 D. PETRUCCI	23.348
7	5 Y. MONTELLA	23.367
8	47 A. BASSANI	23.444
9	60 M. VAN DER MARK	23.445
10	19 A. BAUTISTA	23.498
11	34 L. BALDASSARRI	23.547
12	62 S. MANZI	23.565
13	67 A. SURRA	23.576
14	55 A. LOCATELLI	23.630
15	97 X. VIERGE	23.654
16	87 R. GARDNER	23.684
17	46 T. BRIDEWELL	23.690
18	95 T. MACKENZIE	23.694
19	35 S. CHANTRA	23.746
20	54 B. SOFUOGLU	23.757
21	13 M. RATO	23.773
22	92 Y. KUNII	24.004

SEG. 4

1	5 Y. MONTELLA	22.824
2	11 N. BULEGA	22.830
3	7 I. LECUONA	22.911
4	34 L. BALDASSARRI	22.930
5	14 S. LOWES	22.959
6	97 X. VIERGE	22.960
7	22 A. LOWES	22.995
8	47 A. BASSANI	23.007
9	31 G. GERLOFF	23.019
10	67 A. SURRA	23.034
11	19 A. BAUTISTA	23.040
12	9 D. PETRUCCI	23.045
13	60 M. VAN DER MARK	23.048
14	95 T. MACKENZIE	23.120
15	46 T. BRIDEWELL	23.134
16	87 R. GARDNER	23.136
17	62 S. MANZI	23.138
18	55 A. LOCATELLI	23.223
19	35 S. CHANTRA	23.251
20	54 B. SOFUOGLU	23.264
21	13 M. RATO	23.371
22	92 Y. KUNII	23.466

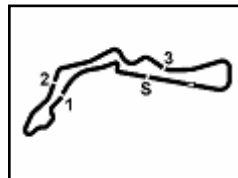
15/05/2026

These data/results cannot be reproduced, stored and/or transmitted in whole or in part by any manner of electronic, mechanical, photocopying, recording, broadcasting or otherwise now known or herein after developed without the previous express consent by the copyright owner, except for reproduction in daily press and regular printed publications on sale to the public within 60 days of the event related to those data/results and always provided that copyright symbol appears together as follows below.

© DORNA WSBK ORGANIZATION Srl 2026

FIGR PERUGIA TIMING





Autodrom Most 4.212 m

Czech Round, 15-17 May 2026

Ideal Times Free Practice 2nd Session

No.	Rider	Nat	Bike	Seg. 1	Seg. 2	Seg. 3	Seg. 4	Ideal Time		
				Diff. 1	Diff. 2	Diff. 3	Diff. 4	Best Lap	Pos.	Diff.
1	11 N. BULEGA	ITA	Ducati Panigale V4R	21.843	22.573 +0.095	23.337 +0.071	22.830 +0.108	1'30.583 1'30.857	2	0.274
2	31 G. GERLOFF	USA	Kawasaki ZX-10RR	21.777	22.620	23.335	23.019 +0.040	1'30.751 1'30.791	1	0.040
3	7 I. LECUONA	ESP	Ducati Panigale V4R	21.857 +0.049	22.730 +0.053	23.315	22.911 +0.084	1'30.813 1'30.999	4	0.186
4	5 Y. MONTELLA	ITA	Ducati Panigale V4R	21.933 +0.067	22.765 +0.040	23.367 +0.044	22.824 +0.209	1'30.889 1'31.249	8	0.360
5	14 S. LOWES	GBR	Ducati Panigale V4R	21.873 +0.015	22.739	23.347	22.959	1'30.918 1'30.933	3	0.015
6	47 A. BASSANI	ITA	bimota KB998 Rimini	21.885 +0.078	22.587	23.444 +0.136	23.007 +0.107	1'30.923 1'31.244	7	0.321
7	22 A. LOWES	GBR	bimota KB998 Rimini	21.959 +0.138	22.648	23.326	22.995	1'30.928 1'31.066	5	0.138
8	60 M. VAN DER MARK	NED	BMW M1000 RR	21.937 +0.094	22.714	23.445	23.048 +0.116	1'31.144 1'31.354	10	0.210
9	9 D. PETRUCCI	ITA	BMW M1000 RR	22.011 +0.049	22.764	23.348	23.045	1'31.168 1'31.217	6	0.049
10	34 L. BALDASSARRI	ITA	Ducati Panigale V4R	21.998	22.697	23.547 +0.116	22.930	1'31.172 1'31.288	9	0.116
11	19 A. BAUTISTA	ESP	Ducati Panigale V4R	21.881 +0.094	22.929 +0.140	23.498	23.040 +0.056	1'31.348 1'31.638	13	0.290
12	97 X. VIERGE	ESP	Yamaha YZF R1	22.016 +0.005	22.779 +0.044	23.654 +0.085	22.960	1'31.409 1'31.543	11	0.134
13	67 A. SURRA	ITA	Ducati Panigale V4R	22.041	22.881	23.576	23.034 +0.023	1'31.532 1'31.555	12	0.023
14	62 S. MANZI	ITA	Yamaha YZF R1	22.007	22.947 +0.069	23.565 +0.037	23.138	1'31.657 1'31.763	15	0.106
15	55 A. LOCATELLI	ITA	Yamaha YZF R1	22.014	22.821	23.630	23.223	1'31.688 1'31.688	14	
16	87 R. GARDNER	AUS	Yamaha YZF R1	22.056 +0.065	22.871	23.684	23.136 +0.009	1'31.747 1'31.821	16	0.074
17	95 T. MACKENZIE	GBR	Ducati Panigale V4R	22.018	22.971	23.694 +0.038	23.120	1'31.803 1'31.841	17	0.038
18	54 B. SOFUOGLU	TUR	Yamaha YZF R1	22.041 +0.021	22.747	23.757	23.264 +0.060	1'31.809 1'31.890	18	0.081
19	46 T. BRIDEWELL	GBR	Ducati Panigale V4R	22.154	22.951 +0.015	23.690 +0.097	23.134	1'31.929 1'32.041	19	0.112
20	13 M. RATO	ITA	Yamaha YZF R1	22.266	23.093 +0.026	23.773	23.371 +0.107	1'32.503 1'32.636	20	0.133
21	35 S. CHANTRA	THA	Honda CBR1000RR-R SP	22.313 +0.032	23.270 +0.094	23.746	23.251	1'32.580 1'32.706	21	0.126
22	92 Y. KUNII	JPN	Honda CBR1000RR-R SP	22.595 +0.088	23.544 +0.026	24.004 +0.057	23.466	1'33.609 1'33.780	22	0.171
Overall Ideal Time				21.777	22.573	23.315	22.824	1'30.489		

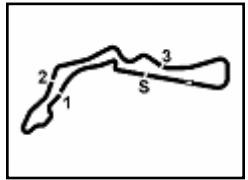
15/05/2026

These data/results cannot be reproduced, stored and/or transmitted in whole or in part by any manner of electronic, mechanical, photocopying, recording, broadcasting or otherwise now known or herein after developed without the previous express consent by the copyright owner, except for reproduction in daily press and regular printed publications on sale to the public within 60 days of the event related to those data/results and always provided that copyright symbol appears together as follows below.

© DORNA WSBK ORGANIZATION Srl 2026

FICR PERUGIA TIMING





Czech Round, 15-17 May 2026

Chronological Analysis Free Practice 2nd Session

Autodrom Most 4.212 m

1 / 4

1° 31 G. GERLOFF [1'30.791]							
Lap	Seg1	Seg2	Seg3	Seg4	Lap Time	km/h	Local Time
1	22.436	25.417	25.239	23.996	1'32.790	288,9	15:02'08.701
2	21.987	23.369	24.147	23.302	1'32.805	290,5	15:05'14.296
3	21.963	22.902	23.840	23.162	1'31.867	288,2	15:06'46.163
4	22.067	22.818	23.649	23.019	1'31.553	287,4	15:08'17.716
5	22.205	23.036	23.710	23.206	1'32.157	288,2	15:09'49.873
6	22.110	22.920	24.274	23.169	1'32.473	286,7	15:11'22.346
7	21.910	22.981	23.754	23.278	1'31.923	289,7	15:12'54.269
8	21.985	22.834	25.578	23.184	1'33.581	287,4	15:14'27.850
9	24.365	23.392	23.713	36.062	1'47.532CP	288,9	15:16'15.382
10	13'10.366	23.512	24.285	23.296	14'21.459P		15:30'36.841
11	22.205	22.970	23.686	23.368	1'32.229	292,0	15:32'09.070
12	22.138	22.878	23.677	23.176	1'31.869	289,7	15:33'40.939
13	22.117	22.891	23.721	23.182	1'31.911	290,5	15:35'12.850
14	22.041	23.052	23.895	34.762	1'43.750P	291,2	15:36'56.600
15	2'42.333	23.253	23.891	23.287	3'52.764P		15:40'49.364
16	21.777	22.620	23.335	23.059	1'30.791	292,8	15:42'20.155
17	21.842	22.730	28.700	23.542	1'36.814	292,8	15:43'56.969
18	26.347	23.223	23.463	23.219	1'36.252C	293,6	15:45'33.221

2° 11 N. BULEGA [1'30.857]							
Lap	Seg1	Seg2	Seg3	Seg4	Lap Time	km/h	Local Time
1	21.905	25.098	24.479	23.003	1'41.156	293,6	15:10'28.860
2	22.102	22.647	23.337	22.915	1'31.001	294,4	15:11'59.861
3	21.843	22.668	23.408	22.938	1'30.857	295,2	15:13'30.718
4	21.906	22.736	23.461	22.830	1'30.933	294,4	15:15'01.655
5	22.094	22.573	23.565	22.892	1'31.124	294,4	15:16'32.771
6	3'17.787	45.381	36.883	42.064	5'22.115P	294,4	15:21'54.890

3° 14 S. LOWES [1'30.933]							
Lap	Seg1	Seg2	Seg3	Seg4	Lap Time	km/h	Local Time
1	22.465	26.951	25.900	24.046	1'33.307	288,2	15:03'02.016
2	22.146	23.494	24.017	23.331	1'32.182	289,7	15:04'35.323
3	22.099	23.066	23.800	23.170	1'32.182	289,7	15:06'07.505
4	22.099	22.984	23.608	23.006	1'31.697	290,5	15:07'39.202
5	22.128	22.928	23.549	23.021	1'31.626	292,8	15:09'10.828
6	26.365	25.614	25.125	41.292	1'58.396P	292,0	15:11'09.224
7	6'01.795	23.957	24.025	23.166	7'12.943CP		15:18'22.167
8	21.888	22.739	23.347	22.959	1'30.933	289,7	15:19'53.100
9	21.978	22.899	23.522	22.988	1'31.387	289,7	15:21'24.487
10	21.928	22.741	23.442	23.091	1'31.202	290,5	15:22'55.689
11	21.931	22.770	23.560	23.101	1'31.362	292,0	15:24'27.051
12	21.957	22.998	23.529	23.050	1'31.534	291,2	15:25'58.585
13	25.746	26.732	28.005	23.302	1'43.785	291,2	15:27'42.370
14	21.915	22.760	23.448	23.064	1'31.187	292,8	15:29'13.557
15	21.873	22.875	23.439	23.026	1'31.213	292,8	15:30'44.770
16	24.885	25.053	24.959	23.449	1'38.346	292,8	15:32'23.116
17	21.957	22.761	23.538	23.124	1'31.380	292,8	15:33'54.496
18	21.991	22.896	23.529	23.150	1'31.566	293,6	15:35'26.062
19	22.048	22.865	23.644	23.245	1'31.802	293,6	15:36'57.864
20	26.477	23.977	24.286	23.205	1'37.945	251,8	15:38'35.809
21	22.011	22.863	23.476	23.031	1'31.381	293,6	15:40'07.190
22	22.081	22.918	23.635	23.102	1'31.736	294,4	15:41'38.926
23	26.531	24.564	23.983	23.273	1'38.351C	294,4	15:43'17.277
24	21.960	22.918	23.514	23.047	1'31.439	293,6	15:44'48.716
25	21.994	22.937	23.643	23.195	1'31.769	294,4	15:46'20.485

4° 7 I. LECUDNA [1'30.999]							
Lap	Seg1	Seg2	Seg3	Seg4	Lap Time	km/h	Local Time
1		24.962	25.000	23.279			15:06'18.338

1	22.169	23.066	23.590	23.061	1'31.886	294,4	15:07'50.224
2	22.016	22.847	23.382	22.911	1'31.156	295,2	15:09'21.380
3	21.939	22.756	23.465	22.961	1'31.121	295,2	15:10'52.501
4	22.071	22.861	23.397	22.981	1'31.310	296,0	15:12'23.811
5	21.940	22.730	23.372	23.080	1'31.122	296,0	15:13'54.933
6	21.857	22.736	23.425	23.061	1'31.079	296,0	15:15'26.012
7	21.987	22.836	25.300	36.528	1'46.651P	296,0	15:17'12.663
8	7'41.066	23.820	26.153	23.399	8'54.438P		15:26'07.101
9	22.023	22.839	23.492	22.959	1'31.313	297,6	15:27'38.414
10	21.905	22.784	23.372	23.026	1'31.087	298,4	15:29'09.501
11	21.906	22.783	23.315	22.995	1'30.999	298,8	15:30'40.500
12	22.012	23.030	23.691	23.135	1'31.868	300,0	15:32'12.368
13	22.026	22.873	24.066	23.183	1'32.148	298,4	15:33'44.516
14	21.892	22.848	23.636	36.757	1'45.133P	297,6	15:35'29.649
15	2'30.802	23.583	23.731	23.081	3'41.197P		15:39'10.846
16	21.932	22.796	23.435	22.976	1'31.139	297,6	15:40'41.985
17	21.920	22.823	23.410	22.982	1'31.135	296,8	15:42'13.120
18	25.579	27.315	24.444	23.219	1'40.557	299,2	15:43'53.677
19	21.892	22.784	23.593	23.031	1'31.300	296,8	15:45'24.977

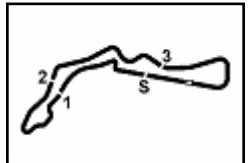
5° 22 A. LOWES [1'31.066]							
Lap	Seg1	Seg2	Seg3	Seg4	Lap Time	km/h	Local Time
1	22.329	26.960	25.751	23.941	1'32.408	288,2	15:03'21.880
2	22.097	22.648	23.326	22.995	1'31.066	294,4	15:04'52.946
3	22.381	23.053	23.823	23.332	1'32.589	291,2	15:06'25.535
4	21.964	22.836	23.516	23.039	1'31.355	291,2	15:07'56.890
5	22.097	22.779	23.368	23.047	1'31.291	292,8	15:09'28.181
6	25.946	23.918	23.931	37.442	1'50.837CP	288,9	15:11'19.018
7	12'57.965	25.050	24.136	23.558	14'10.609CP		15:25'29.627
8	22.153	23.196	23.653	23.226	1'32.228	292,0	15:27'01.855
9	22.038	22.799	23.369	23.031	1'31.237	292,0	15:28'33.092
10	22.263	22.901	23.376	23.227	1'31.767	292,0	15:30'04.859
11	22.184	22.932	23.529	23.384	1'32.029	295,2	15:31'36.888
12	22.169	22.842	23.501	23.198	1'31.710	285,9	15:33'08.598
13	22.016	27.497	25.436	36.173	1'51.122P	292,8	15:34'59.720
14	2'36.248	23.579	23.649	23.305	3'46.781P		15:38'46.501
15	22.047	22.749	23.773	23.307	1'31.876	291,2	15:40'18.377
16	21.959	22.803	23.561	23.193	1'31.516	292,0	15:41'49.893
17	22.266	23.004	23.892	23.253	1'32.415	291,2	15:43'22.308
18	22.084	23.002	23.713	23.262	1'32.061	292,0	15:44'54.369
19	22.044	22.876	23.659	23.245	1'31.824	291,2	15:46'26.193

6° 9 D. PETRUCCI [1'31.217]							
Lap	Seg1	Seg2	Seg3	Seg4	Lap Time	km/h	Local Time
1	22.443	23.236	23.698	23.277	1'32.654	286,7	15:03'20.124
2	22.340	22.957	23.693	23.162	1'32.152	288,2	15:04'52.276
3	22.208	23.073	23.599	23.109	1'31.989	288,9	15:06'24.265
4	22.103	23.042	23.626	23.197	1'31.968	289,7	15:07'56.233
5	22.012	23.007	23.483	23.205	1'31.707	289,7	15:09'27.940
6	25.983	24.771	23.889	23.452	1'38.095	288,2	15:11'06.035
7	23.774	24.394	25.655	37.730	1'51.553CP	289,7	15:12'57.588
8	8'08.579	23.366	23.884	23.305	9'19.134P		15:22'16.722
9	22.310	22.981	23.472	23.269	1'32.032	288,9	15:23'48.754
10	22.291	23.062	23.858	28.638	1'37.849	291,2	15:25'26.603
11	22.177	22.934	23.564	23.459	1'32.134	294,4	15:26'58.737
12	22.185	25.832	27.764	36.480	1'52.261P	290,5	15:28'50.998
13	2'30.582	24.402	26.478	23.250	3'44.712P		15:32'35.710
14	22.060	22.764	23.348	23.045	1'31.217	291,2	15:34'06.927
15	22.106	24.617	23.883	23.351	1'33.957	292,8	15:35'40.884
16	22.013	27.192	24.213	23.317	1'36.735	288,2	15:37'17.619
17	22.011	22.924	23.565	23.208	1'31.708	291,2	15:38'49.327
18	22.095	22.873	23.441	23.062	1'31.471	292,8	15:40'20.798

15/05/2026 P = Pits In/Out - C = Lap Time Cancelled

These data/results cannot be reproduced, stored and/or transmitted in whole or in part by any manner of electronic, mechanical, photocopying, recording, broadcasting or otherwise now known or herein after developed without the previous express consent by the copyright owner, except for reproduction in daily press and regular printed publications on sale to the public within 60 days of the event related to those data/results and always provided that copyright symbol appears together as follows below.

© DORNA WSBK ORGANIZATION Srl 2026



Autodrom Most 4.212 m

Czech Round, 15-17 May 2026
Chronological Analysis Free Practice 2nd Session

2 / 4

19	22.728	24.091	28.784	25.437	1'41.040	297,6	15:42'01.838	6	30.378	26.046	25.733	41.641	2'03.798CP	292,8	15:15'40.906
20	25.376	28.768	25.820	32.438	1'52.402	292,8	15:43'54.240	7	25'18.207	24.793	24.997	23.880	26'31.877P		15:42'12.783
21	22.539	23.155	23.772	23.675	1'33.141	286,7	15:45'27.381	8	23.861	23.550	24.702	29.213	1'41.326	291,2	15:43'54.109
								9	22.119	22.896	23.547	23.225	1'31.787	294,4	15:45'25.896

7° 47 A. BASSANI [1'31.244]							
Lap	Seg.1	Seg.2	Seg.3	Seg.4	Lap Time	km/h	Local Time
1	22.266	23.820	24.185	23.455	1'31.590	289,7	15:07'09.310
2	22.066	22.684	23.444	23.147	1'31.341	289,7	15:10'12.241
3	22.375	22.903	23.585	23.176	1'32.039	290,5	15:11'44.280
4	22.060	22.803	23.655	23.192	1'31.710	292,8	15:13'15.990
5	22.100	22.901	23.683	23.355	1'32.039	289,7	15:14'48.029
6	27.180	25.660	25.367	37.241	1'55.448CP	288,9	15:16'43.477
7	6'38.710	23.896	24.626	23.925	7'51.157P		15:24'34.634
8	21.963	22.587	23.580	23.114	1'31.244	288,9	15:26'05.878
9	22.039	22.674	23.586	23.007	1'31.306	291,2	15:27'37.184
10	21.888	22.796	23.576	23.124	1'31.384	290,5	15:29'08.568
11	22.014	22.872	23.636	23.113	1'31.635	288,9	15:30'40.203
12	22.087	22.871	23.790	23.354	1'32.102	290,5	15:32'12.305
13	22.423	22.968	24.003	23.207	1'32.601	288,9	15:33'44.906
14	21.997	23.002	23.608	23.277	1'31.884	294,4	15:35'16.790
15	21.885	22.852	23.791	23.330	1'31.858	292,0	15:36'48.648
16	22.051	23.009	23.758	23.266	1'32.084	288,9	15:38'20.732
17	22.075	23.009	23.799	23.263	1'32.146	288,9	15:39'52.878
18	21.995	22.886	23.729	23.183	1'31.793	290,5	15:41'24.671
19	22.008	22.932	23.795	23.166	1'31.901	291,2	15:42'56.572
20	23.329	27.352	25.331	24.313	1'40.325	290,5	15:44'36.897
21	22.108	22.928	23.778	23.204	1'32.018	291,2	15:46'08.915

10° 60 M. VAN DER MARK [1'31.354]							
Lap	Seg.1	Seg.2	Seg.3	Seg.4	Lap Time	km/h	Local Time
1	22.294	26.574	24.250	23.410			15:03'34.426
2	22.269	23.018	23.660	23.205	1'32.177	293,6	15:05'06.603
3	22.216	23.092	23.746	23.176	1'32.283	293,6	15:06'38.886
4	22.216	22.894	23.596	23.260	1'31.966	296,0	15:08'10.852
5	22.341	22.894	23.596	23.260	1'31.966	293,6	15:09'43.315
6	22.205	23.143	23.654	23.325	1'32.463	293,6	15:10'43.315
7	22.951	26.632	24.233	23.310	1'39.632	292,8	15:11'22.947
8	22.205	23.040	23.629	23.293	1'32.167	292,8	15:12'55.114
9	22.232	24.942	26.829	23.596	1'38.318	291,2	15:14'33.432
10	22.157	23.006	23.584	23.265	1'32.087	292,8	15:16'05.519
11	22.157	25.081	24.949	37.615	1'49.802P	292,0	15:17'55.321
12	11'16.033	23.732	24.558	23.631	12'27.954P		15:30'23.275
13	22.183	23.076	23.714	23.298	1'32.271	292,0	15:31'55.546
14	22.163	23.293	23.741	23.419	1'32.616	292,8	15:33'28.162
15	22.192	23.406	25.743	37.037	1'48.378P	292,0	15:35'16.540
16	3'45.790	26.033	27.231	23.048	5'02.102P		15:40'18.642
17	22.031	22.714	23.445	23.164	1'31.354	296,0	15:41'49.996
18	21.937	23.029	28.208	28.997	1'42.171	295,2	15:43'32.167
19	23.328	24.115	24.727	23.559	1'35.729C	296,0	15:45'07.896

11° 97 X. VIERGE [1'31.543]							
Lap	Seg.1	Seg.2	Seg.3	Seg.4	Lap Time	km/h	Local Time
1		24.400	27.277	23.387			15:04'53.909
2	22.300	23.011	23.782	23.043	1'32.136	290,5	15:06'26.045
3	22.177	22.888	23.846	23.194	1'32.105	293,6	15:07'58.150
4	22.151	22.964	23.883	23.194	1'32.192	291,2	15:09'30.342
5	22.075	23.011	24.043	23.284	1'32.413	290,5	15:11'02.755
6	25.627	26.688	25.139	36.522	1'53.976CP	287,4	15:12'56.731
7	7'46.767	23.800	24.101	23.294	8'57.962P		15:21'54.693
8	22.087	22.969	23.817	23.128	1'32.001	288,9	15:23'26.694
9	22.155	23.008	23.943	23.390	1'32.496	289,7	15:24'59.190
10	22.175	22.897	23.965	23.158	1'32.195	289,7	15:26'31.385
11	22.072	22.949	23.786	23.069	1'31.876	289,7	15:28'03.261
12	22.173	22.952	23.937	23.262	1'32.324	291,2	15:29'35.585
13	22.093	22.963	23.770	23.211	1'32.037	290,5	15:31'07.622
14	22.164	23.019	25.070	25.139	1'35.392	290,5	15:32'43.014
15	22.301	22.871	24.714	37.646	1'47.532P	291,2	15:34'30.546
16	5'26.293	23.692	24.088	23.217	6'37.290P		15:41'07.836
17	22.097	22.779	23.654	23.019	1'31.549	289,7	15:42'39.385
18	22.021	22.823	23.739	22.960	1'31.543	291,2	15:44'10.928
19	22.016	22.853	23.775	22.996	1'31.640	293,6	15:45'42.568

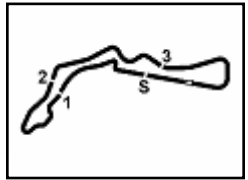
12° 67 A. SURRA [1'31.555]							
Lap	Seg.1	Seg.2	Seg.3	Seg.4	Lap Time	km/h	Local Time
1		24.378	24.321	23.574			15:02'00.075
2	22.800	23.170	23.875	23.262	1'33.107	288,2	15:03'33.182
3	22.493	23.022	23.827	23.212	1'32.554	288,9	15:05'05.736
4	22.178	23.089	23.726	23.383	1'32.376	289,7	15:06'38.112
5	22.075	23.030	23.879	23.274	1'32.258	291,2	15:08'10.370
6	22.291	23.232	23.825	23.352	1'32.700	288,2	15:09'43.070
7	29.885	23.514	24.121	23.401	1'40.921	287,4	15:11'23.991
8	22.775	23.420	24.623	38.897	1'49.715CP	291,2	15:13'13.706
9	9'27.861	23.579	23.962	23.461	10'38.863CP		15:23'52.569
10	22.487	23.224	23.944	23.209	1'32.864	288,9	15:25'25.433
11	22.292	23.116	24.135	24.247	1'33.790	288,9	15:26'59.223
12	22.339	23.173	23.968	23.344	1'32.824	292,0	15:28'32.047
13	22.345	23.092	23.980	23.300	1'32.717	288,2	15:30'04.764

9° 34 L. BALDASSARRI [1'31.288]							
Lap	Seg.1	Seg.2	Seg.3	Seg.4	Lap Time	km/h	Local Time
1		25.981	26.722	24.738			15:05'44.303
2	23.702	24.342	24.674	23.640	1'36.358	283,7	15:07'20.661
3	22.554	23.037	23.741	23.235	1'32.567	292,0	15:08'53.228
4	22.111	23.264	24.784	23.494	1'33.653	292,0	15:10'26.881
5	21.998	22.697	23.663	22.930	1'31.288	290,5	15:11'58.169
6	24.196	23.514	26.848	24.381	1'38.939	291,2	15:13'37.108

15/05/2026 P = Pits In/Out - C = Lap Time Cancelled

These data/results cannot be reproduced, stored and/or transmitted in whole or in part by any manner of electronic, mechanical, photocopying, recording, broadcasting or otherwise now known or herein after developed without the previous express consent by the copyright owner, except for reproduction in daily press and regular printed publications on sale to the public within 60 days of the event related to those data/results and always provided that copyright symbol appears together as follows below.

© DORNA WSBK ORGANIZATION Srl 2026



Autodrom Most 4.212 m

Czech Round, 15-17 May 2026
Chronological Analysis Free Practice 2nd Session

3 / 4

13	22.705	23.332	23.910	39.292	1'49.239P	289,7	15:31'54.003
14	4'10.090	26.449	24.377	23.275	5'24.191P		15:37'18.194
15	22.075	22.902	23.619	23.034	1'31.630	292,8	15:38'49.824
16	22.041	22.881	23.576	23.057	1'31.555	296,0	15:40'21.379
17	23.031	23.528	25.393	23.383	1'35.335C	296,8	15:41'56.714
18	22.060	23.000	24.084	23.697	1'32.841	293,6	15:43'29.555
19	22.590	23.702	24.143	23.334	1'33.769	295,2	15:45'03.324

9	9'07.491	31.110	25.987	23.464	10'28.052P		15:28'38.948
10	23.138	23.438	23.751	23.274	1'33.601C	288,9	15:30'12.549
11	22.333	22.983	23.568	23.416	1'32.300	289,7	15:31'44.849
12	22.128	25.545	25.490	38.384	1'51.547P	288,2	15:33'36.396
13	3'37.229	24.282	24.054	23.292	4'48.857P		15:38'25.253
14	22.193	22.996	23.629	23.196	1'32.014	287,4	15:39'57.267
15	22.116	22.958	23.565	23.206	1'31.845	288,9	15:41'29.112
16	22.007	23.016	23.602	23.138	1'31.763	292,0	15:43'00.875
17	22.127	23.029	23.672	23.148	1'31.976	292,0	15:44'32.851
18	29.807	28.016	28.103	25.386	1'51.312C	292,0	15:46'24.163

13° 19 A. BAUTISTA [1'31.638]

Lap	Seg1	Seg2	Seg3	Seg4	Lap Time	km/h	Local Time
1	22.401	25.107	25.395	23.828	1'33.170	293,6	15:05'34.048
2	22.118	23.051	23.618	23.173	1'31.960	295,2	15:07'06.008
3	22.030	23.077	23.624	23.040	1'31.771	296,0	15:08'37.779
4	22.086	22.965	23.644	23.043	1'31.738	296,8	15:10'09.517
5	22.152	22.929	23.609	23.077	1'31.767	294,4	15:11'41.284
6	22.030	23.142	23.572	23.084	1'31.828	295,2	15:13'13.112
7	21.975	23.069	23.498	23.096	1'31.638	296,0	15:14'44.750
8	22.046	23.386	23.804	23.173	1'32.409	296,0	15:16'17.159
9	21.905	23.178	23.857	23.215	1'32.155	296,0	15:17'49.314
10	23.806	24.061	24.109	23.224	1'35.200	295,2	15:19'24.514
11	21.881	22.979	23.672	23.158	1'31.690	296,8	15:20'56.204
12	21.991	23.097	23.796	23.220	1'32.104	296,8	15:22'28.308
13	24.612	25.250	24.372	37.586	1'51.820P	296,0	15:24'20.128
14	9'03.641	24.687	24.237	23.493	10'16.058P		15:34'36.186
15	22.135	23.257	23.747	23.178	1'32.317	293,6	15:36'08.503
16	21.983	23.195	23.761	23.077	1'32.016	296,0	15:37'40.519
17	22.004	23.266	23.855	23.218	1'32.343	296,8	15:39'12.862
18	22.184	23.122	23.802	23.084	1'32.192	297,6	15:40'45.054
19	21.917	23.208	23.799	23.086	1'32.010	297,6	15:42'17.064
20	22.150	27.424	24.622	23.067	1'37.263	298,4	15:43'54.327
21	22.184	23.197	23.856	23.317	1'32.554	301,6	15:45'26.881

16° 87 R. GARDNER [1'31.821]

Lap	Seg1	Seg2	Seg3	Seg4	Lap Time	km/h	Local Time
1	22.493	25.871	25.074	24.330			15:05'42.218
2	22.376	23.316	23.896	26.005	1'35.710	285,2	15:07'17.928
3	22.237	23.213	23.776	23.349	1'32.714	285,9	15:08'50.642
4	22.259	24.427	28.912	23.511	1'39.087	287,4	15:10'29.729
5	22.259	23.069	23.802	23.282	1'32.412	288,2	15:12'02.141
6	22.100	22.949	23.725	23.243	1'32.017	288,2	15:13'34.158
7	22.056	22.942	23.748	23.252	1'31.998	287,4	15:15'06.156
8	22.195	23.049	26.892	27.728	1'39.864	287,4	15:16'46.020
9	28.103	26.323	24.866	23.876	1'43.168C	287,4	15:18'29.188
10	22.249	23.270	23.846	23.345	1'32.710	287,4	15:20'01.898
11	22.058	23.189	23.784	23.249	1'32.280	287,4	15:21'34.178
12	24.862	26.624	25.222	38.237	1'54.945P	289,7	15:23'29.123
13	15'15.853	26.943	25.074	23.772	16'31.642P		15:40'00.765
14	22.280	25.785	25.059	25.852	1'38.976	288,9	15:41'39.741
15	22.121	22.871	23.684	23.145	1'31.821	291,2	15:43'11.562
16	22.173	22.985	23.803	23.136	1'32.097	291,2	15:44'43.659
17	22.109	23.193	26.458	23.832	1'35.592	291,2	15:46'19.251

17° 95 T. MACKENZIE [1'31.841]

Lap	Seg1	Seg2	Seg3	Seg4	Lap Time	km/h	Local Time
1		27.338	26.411	23.869			15:04'23.642
2	22.352	23.414	24.012	23.246	1'33.024	287,4	15:05'56.666
3	22.188	23.117	24.014	23.385	1'32.704	289,7	15:07'29.370
4	22.184	23.303	23.980	23.382	1'32.849	291,2	15:09'02.219
5	22.255	23.389	23.911	23.340	1'32.895	291,2	15:10'35.114
6	22.158	23.118	23.813	23.272	1'32.361	290,5	15:12'07.475
7	22.167	23.093	24.044	23.385	1'32.689	291,2	15:13'40.164
8	22.093	23.138	23.895	23.188	1'32.314	292,8	15:15'12.478
9	22.339	23.102	23.874	23.454	1'32.769	290,5	15:16'45.247
10	28.458	26.494	25.647	23.795	1'44.394C	290,5	15:18'29.641
11	22.193	23.160	23.804	23.203	1'32.360	292,8	15:20'02.001
12	22.189	23.256	23.749	23.228	1'32.422	290,5	15:21'34.423
13	22.932	25.208	25.114	38.513	1'51.767P	292,8	15:23'26.190
14	13'58.384	31.133	28.127	23.706	15'21.350P		15:38'47.540
15	22.356	23.218	23.885	23.495	1'32.954	292,8	15:40'20.494
16	22.257	23.226	23.806	23.261	1'32.550	296,0	15:41'53.044
17	22.018	22.971	23.732	23.120	1'31.841	295,2	15:43'24.885
18	22.212	23.174	23.774	23.209	1'32.369	295,2	15:44'57.254
19	22.095	23.049	23.694	23.359	1'32.197	296,0	15:46'29.451

14° 55 A. LOCATELLI [1'31.688]

Lap	Seg1	Seg2	Seg3	Seg4	Lap Time	km/h	Local Time
1		25.135	24.410	23.583			15:04'36.287
2	22.381	22.894	24.111	23.293	1'32.679	290,5	15:06'08.966
3	22.250	22.888	23.798	23.434	1'32.370	291,2	15:07'41.336
4	22.344	22.954	23.969	23.339	1'32.606	289,7	15:09'13.942
5	22.363	22.902	23.989	23.333	1'32.587	288,9	15:10'46.529
6	22.180	22.865	23.869	23.420	1'32.334	288,9	15:12'18.863
7	26.378	24.400	24.276	36.921	1'51.975CP	288,9	15:14'10.838
8	11'42.994	23.301	24.115	23.460	12'53.870P		15:27'04.708
9	22.217	22.939	23.875	23.236	1'32.267	290,5	15:28'36.975
10	22.235	22.847	23.842	23.264	1'32.188	291,2	15:30'09.163
11	22.263	22.952	25.238	26.146	1'36.599	291,2	15:31'45.762
12	22.416	22.938	24.207	37.018	1'46.579P	291,2	15:33'32.341
13	6'29.385	23.278	23.917	23.297	7'39.877P		15:41'12.218
14	22.042	22.824	23.822	23.225	1'31.913	291,2	15:42'44.131
15	22.035	22.881	23.639	23.305	1'31.860	291,2	15:44'15.991
16	22.014	22.821	23.630	23.223	1'31.688	292,0	15:45'47.679

15° 62 S. MANZI [1'31.763]

Lap	Seg1	Seg2	Seg3	Seg4	Lap Time	km/h	Local Time
1		25.304	24.478	25.164			15:05'20.132
2	22.624	28.038	24.491	23.512	1'38.665	285,9	15:06'58.797
3	22.495	23.236	23.874	23.339	1'32.944	288,2	15:08'31.741
4	22.231	23.087	23.699	23.243	1'32.260	288,9	15:10'04.001
5	22.118	22.952	23.587	23.236	1'31.893	288,2	15:11'35.894
6	22.248	23.354	23.688	23.301	1'32.591	287,4	15:13'08.485
7	24.528	29.416	24.529	23.409	1'41.882C	289,7	15:14'50.367
8	22.197	22.947	23.681	23.288	1'32.113	288,2	15:16'22.480
9	22.236	23.103	23.829	39.248	1'48.416P	288,2	15:18'10.896

18° 54 B. SOFUOGLU [1'31.890]

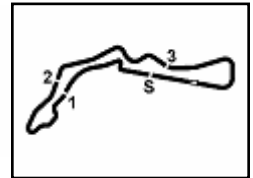
Lap	Seg1	Seg2	Seg3	Seg4	Lap Time	km/h	Local Time
1		25.315	25.105	24.042			15:06'04.226
2	22.432	23.257	24.019	23.350	1'33.058	284,5	15:07'37.284
3	22.282	23.170	23.873	23.284	1'32.609	285,9	15:09'09.893
4	22.348	22.914	23.936	23.393	1'32.591	284,5	15:10'42.484
5	22.323	23.099	23.903	23.352	1'32.677	283,0	15:12'15.161
6	22.258	22.920	23.764	23.355	1'32.297	285,2	15:13'47.458
7	22.266	23.043	24.540	23.921	1'33.770	285,9	15:15'21.228
8	22.443	23.162	26.239	39.017	1'50.861P	285,9	15:17'12.089

15/05/2026 P = Pits In/Out - C = Lap Time Cancelled

These data/results cannot be reproduced, stored and/or transmitted in whole or in part by any manner of electronic, mechanical, photocopying, recording, broadcasting or otherwise now known or herein after developed without the previous express consent by the copyright owner, except for reproduction in daily press and regular printed publications on sale to the public within 60 days of the event related to those data/results and always provided that copyright symbol appears together as follows below.

© DORNA WSBK ORGANIZATION Srl 2026





Autodrom Most 4.212 m

Czech Round, 15-17 May 2026

Chronological Analysis Free Practice 2nd Session

4 / 4

8	9'33.613	24.430	24.808	23.680	10'46.531P	15:27'58.620	6	22.492	23.426	24.019	23.430	1'33.367	290,5	15:11'26.232
9	22.041	22.817	23.770	23.264	1'31.892	285,9	7	23.865	25.423	25.649	23.897	1'38.834	292,0	15:13'05.066
10	22.062	22.747	23.757	23.324	1'31.890	288,2	8	22.541	23.429	24.008	23.466	1'33.444	289,7	15:14'38.510
11	22.142	22.916	23.815	23.333	1'32.206	286,7	9	22.578	23.532	24.100	23.644	1'33.854	289,7	15:16'12.364
12	22.094	22.953	23.860	23.353	1'32.260	286,7	10	22.571	23.620	24.343	23.733	1'34.267	288,9	15:17'46.631
13	23.975	24.000	24.205	23.460	1'35.640C	289,7	11	22.517	23.531	24.013	23.676	1'33.737	288,9	15:19'20.368
14	22.267	25.870	24.967	23.742	1'36.846	289,7	12	22.456	23.575	24.025	23.463	1'33.519	289,7	15:20'53.887
15	22.207	22.963	23.833	23.279	1'32.282	290,5	13	22.431	23.400	23.879	40.254	1'49.964P	291,2	15:22'43.851
16	24.620	24.961	25.630	38.159	1'53.370CP	292,0	14	9'09.235	25.513	25.182	23.960	10'23.890P		15:33'07.741
17	1'53.135	29.602	24.954	24.232	3'11.923P	15:43'56.929	15	22.691	23.541	24.079	23.586	1'33.897	285,9	15:34'41.638
18	25.011	33.770	36.871	46.154	2'21.806P	260,2	16	22.480	23.291	23.800	23.383	1'32.954	290,5	15:36'14.592
							17	22.345	23.364	23.746	23.251	1'32.706	292,0	15:37'47.298
							18	22.461	24.491	24.784	23.768	1'35.504	292,8	15:39'22.802
							19	22.427	23.319	23.912	23.391	1'33.049	291,2	15:40'55.851
							20	22.313	23.270	23.919	23.453	1'32.955	293,6	15:42'28.806
							21	22.495	23.703	24.275	23.722	1'34.195	291,2	15:44'03.001
							22	22.369	23.466	24.138	23.402	1'33.375	293,6	15:45'36.376

19° 46 T. BRIDEWELL [1'32.041]

Lap	Seg1	Seg2	Seg3	Seg4	Lap Time	km/h	Local Time
1	22.586	23.267	24.155	23.334	1'33.342	289,7	15:03'27.027
2	28.989	25.210	23.981	23.268	1'41.448C	289,7	15:05'08.475
3	22.326	23.033	23.802	23.139	1'32.300	293,6	15:06'40.775
4	22.229	23.006	23.726	23.204	1'32.165	294,4	15:08'12.940
5	22.288	23.067	23.690	23.246	1'32.291	294,4	15:09'45.231
6	22.294	23.034	24.490	36.796	1'46.614P	292,8	15:11'31.845
7	10'07.574	26.473	27.837	23.681	11'25.565P		15:22'57.410
8	22.395	23.095	23.800	23.257	1'32.547	291,2	15:24'29.957
9	22.202	23.298	23.932	23.274	1'32.706	293,6	15:26'02.663
10	23.904	26.060	24.430	35.476	1'49.870P	292,0	15:27'52.533
11	7'58.476	24.284	24.564	23.391	9'10.715P		15:37'03.248
12	23.658	33.757	28.369	23.295	1'49.079	292,8	15:38'52.327
13	22.224	22.951	23.759	23.144	1'32.078	296,8	15:40'24.405
14	22.298	23.095	25.500	23.346	1'34.239	295,2	15:41'58.644
15	22.154	22.966	23.787	23.134	1'32.041	296,0	15:43'30.685
16	24.140	25.345	25.090	23.605	1'38.180	295,2	15:45'08.865

22° 92 Y. KUNII [1'33.780]

Lap	Seg1	Seg2	Seg3	Seg4	Lap Time	km/h	Local Time
1	23.278	23.935	24.004	23.539	1'34.756	286,7	15:03'39.947
2	22.992	23.884	24.525	23.505	1'34.906	287,4	15:05'14.853
3	22.630	24.054	24.155	23.649	1'34.488	288,2	15:06'49.341
4	22.757	23.869	24.315	23.687	1'34.628	286,7	15:08'23.969
5	22.732	23.865	24.322	23.706	1'34.625	285,2	15:09'58.594
6	22.747	23.784	24.070	23.658	1'34.259	292,8	15:11'32.853
7	22.671	23.806	24.375	23.807	1'34.659	285,9	15:13'07.512
8	22.673	23.993	24.822	23.744	1'35.232	288,2	15:14'42.744
9	23.253	24.597	24.364	37.821	1'50.035P	284,5	15:16'32.779
10	9'40.788	25.431	25.135	23.860	10'55.214P		15:27'27.993
11	22.879	23.981	24.200	23.551	1'34.611	284,5	15:29'02.604
12	22.595	23.872	24.170	23.572	1'34.209	286,7	15:30'36.813
13	22.757	23.544	24.120	23.528	1'33.949	285,9	15:32'10.762
14	22.669	23.619	25.408	23.656	1'35.352	287,4	15:33'46.114
15	22.683	23.570	24.061	23.466	1'33.780	291,2	15:35'19.894
16	22.759	25.437	25.047	23.798	1'37.041	290,5	15:36'56.935
17	30.708	27.336	24.954	24.092	1'47.090	287,4	15:38'44.025
18	22.866	23.765	24.896	24.167	1'35.694	288,9	15:40'19.719
19	22.989	24.013	24.486	23.626	1'35.114	292,0	15:41'54.833
20	22.828	23.769	24.086	23.768	1'34.451	289,7	15:43'29.284
21	22.648	23.799	24.444	23.714	1'34.605	290,5	15:45'03.889

20° 13 M. RATO [1'32.636]

Lap	Seg1	Seg2	Seg3	Seg4	Lap Time	km/h	Local Time
1	22.610	24.079	24.473	23.880	1'34.174	283,7	15:01'55.497
2	22.466	23.753	24.269	23.542	1'33.238	286,7	15:03'29.671
3	22.472	23.838	27.180	23.433	1'36.923	286,7	15:06'39.832
4	22.342	23.418	23.825	23.444	1'33.029	288,2	15:08'12.861
5	22.636	23.285	26.500	37.491	1'49.912P	285,9	15:10'02.773
6	14'04.558	23.549	24.081	23.420	15'15.608P		15:25'18.381
7	22.547	23.171	25.417	23.483	1'34.618	284,5	15:26'52.999
8	22.376	23.179	23.895	23.371	1'32.821	284,5	15:28'25.820
9	22.266	23.119	23.773	23.478	1'32.636	283,7	15:29'58.456
10	22.701	31.103	24.268	23.441	1'41.513	285,2	15:31'39.969
11	22.462	23.093	23.799	23.588	1'32.942	284,5	15:33'12.911
12	22.305	23.267	24.072	23.502	1'33.146	285,2	15:34'46.057
13	22.464	23.309	23.953	23.467	1'33.193	283,7	15:36'19.250
14	22.485	23.227	23.932	23.565	1'33.209	285,2	15:37'52.459
15	22.404	23.935	26.168	23.741	1'36.248	285,9	15:39'28.707
16	22.507	23.392	24.003	23.513	1'33.415	285,2	15:41'02.122
17	22.426	23.344	23.920	23.548	1'33.238	287,4	15:42'35.360
18	22.350	23.347	24.231	23.571	1'33.499	286,7	15:44'08.859
19	22.554	23.415	23.978	23.592	1'33.539	286,7	15:45'42.398

21° 35 S. CHANTRA [1'32.706]

Lap	Seg1	Seg2	Seg3	Seg4	Lap Time	km/h	Local Time
1	22.972	26.212	25.008	23.881	1'34.948	290,5	15:03'29.377
2	22.528	23.485	23.930	23.298	1'33.241	291,2	15:05'02.618
3	22.598	23.958	24.251	23.632	1'34.439	290,5	15:06'37.057
4	28.170	26.143	24.830	23.412	1'42.555C	288,9	15:08'19.612
5	22.604	23.404	23.914	23.331	1'33.253	292,0	15:09'52.865

15/05/2026 P = Pits In/Out - C = Lap Time Cancelled

These data/results cannot be reproduced, stored and/or transmitted in whole or in part by any manner of electronic, mechanical, photocopying, recording, broadcasting or otherwise now known or herein after developed without the previous express consent by the copyright owner, except for reproduction in daily press and regular printed publications on sale to the public within 60 days of the event related to those data/results and always provided that copyright symbol appears together as follows below.

© DORNA WSBK ORGANIZATION Srl 2026

Czech Round, 15-17 May 2026

Best Laps & Speeds

No.	Rider Bike	Nat	Best Lap		FP1		FP2												
			LL	SPD	LL	SPD	LL	SPD											
1	31 G. GERLOFF Kawasaki ZX-10RR	USA	1'30.791 35 298,4		1'32.010 17 298,4		1'30.791 18 293,6												
2	11 N. BULEGA Ducati Panigale V4R	ITA	1'30.857 27 300,8		1'31.130 21 300,8		1'30.857 6 295,2												
3	14 S. LOWES Ducati Panigale V4R	GBR	1'30.933 38 295,2		1'31.388 14 295,2		1'30.933 24 294,4												
4	7 I. LECUONA Ducati Panigale V4R	ESP	1'30.999 42 302,5		1'31.443 23 302,5		1'30.999 19 300,0												
5	22 A. LOWES bimota KB998 Rimini	GBR	1'31.066 24 295,2		1'32.057 5 294,4		1'31.066 19 295,2												
6	9 D. PETRUCCI BMW M 1000 RR	ITA	1'31.217 39 297,6		1'32.161 18 297,6		1'31.217 21 297,6												
7	47 A. BASSANI bimota KB998 Rimini	ITA	1'31.244 42 295,2		1'31.727 21 295,2		1'31.244 21 294,4												
8	5 Y. MONTELLA Ducati Panigale V4R	ITA	1'31.249 46 298,4		1'31.560 24 298,4		1'31.249 22 295,2												
9	34 L. BALDASSARRI Ducati Panigale V4R	ITA	1'31.288 32 296,8		1'31.719 23 296,8		1'31.288 9 294,4												
10	60 M. VAN DER MARK BMW M 1000 RR	NED	1'31.354 38 298,4		1'32.524 21 298,4		1'31.354 17 296,0												
11	97 X. VIERGE Yamaha YZF R1	ESP	1'31.543 40 296,8		1'32.436 22 296,8		1'31.543 18 293,6												
12	67 A. SURRA Ducati Panigale V4R	ITA	1'31.555 40 296,8		1'32.479 21 296,8		1'31.555 19 296,8												
13	19 A. BAUTISTA Ducati Panigale V4R	ESP	1'31.638 43 301,6		1'32.032 22 301,6		1'31.638 21 301,6												
14	55 A. LOCATELLI Yamaha YZF R1	ITA	1'31.688 35 296,0		1'32.803 20 296,0		1'31.688 15 292,0												
15	62 S. MANZI Yamaha YZF R1	ITA	1'31.763 38 296,0		1'32.408 20 296,0		1'31.763 18 292,0												
16	87 R. GARDNER Yamaha YZF R1	AUS	1'31.821 37 296,8		1'32.000 21 296,8		1'31.821 16 291,2												
17	95 T. MACKENZIE Ducati Panigale V4R	GBR	1'31.841 37 296,8		1'32.817 19 296,8		1'31.841 18 296,0												
18	54 B. SOFUOGLU Yamaha YZF R1	TUR	1'31.890 36 292,0		1'31.994 18 292,0		1'31.890 18 292,0												
19	46 T. BRIDEWELL Ducati Panigale V4R	GBR	1'32.041 34 298,4		1'32.822 18 298,4		1'32.041 16 296,8												
20	13 M. RATO Yamaha YZF R1	ITA	1'32.636 39 292,0		1'33.321 20 292,0		1'32.636 19 288,2												
21	35 S. CHANTRA Honda CBR1000RR-R SP	THA	1'32.706 48 298,4		1'34.060 26 298,4		1'32.706 22 293,6												
22	92 Y. KUNII Honda CBR1000RR-R SP	JPN	1'33.780 43 293,6		1'34.836 22 293,6		1'33.780 21 292,8												

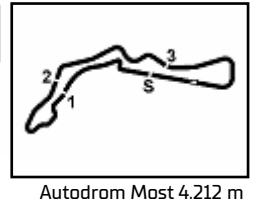
15/05/2026

These data/results cannot be reproduced, stored and/or transmitted in whole or in part by any manner of electronic, mechanical, photocopying, recording, broadcasting or otherwise now known or herein after developed without the previous express consent by the copyright owner, except for reproduction in daily press and regular printed publications on sale to the public within 60 days of the event related to those data/results and always provided that copyright symbol appears together as follows below.

© DORNA WSBK ORGANIZATION Srl 2026

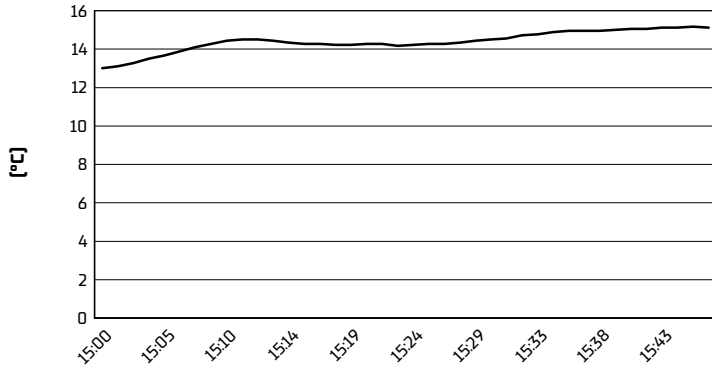
FICR PERUGIA TIMING



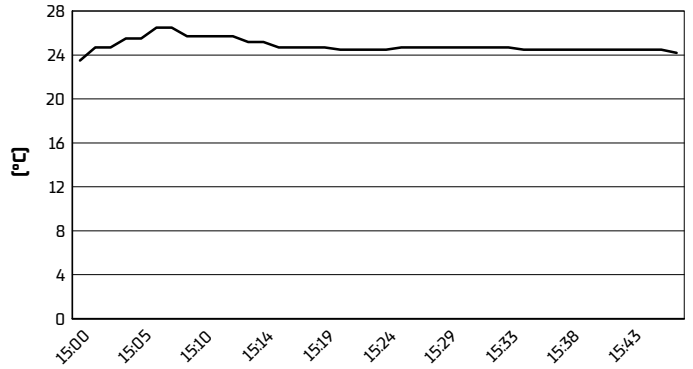


Czech Round, 15-17 May 2026
Weather Report Free Practice 2nd Session
Session started 15:00 - Session ended 15:47

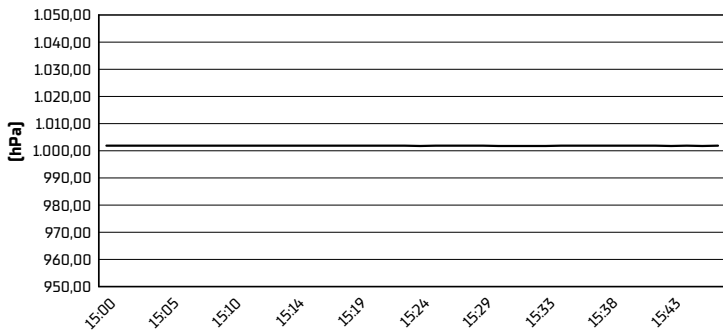
Air Temperature



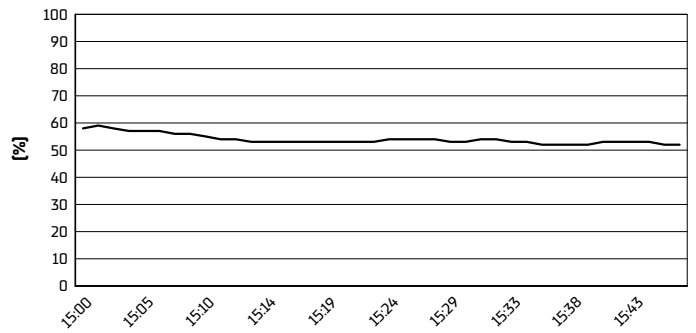
Track Temperature



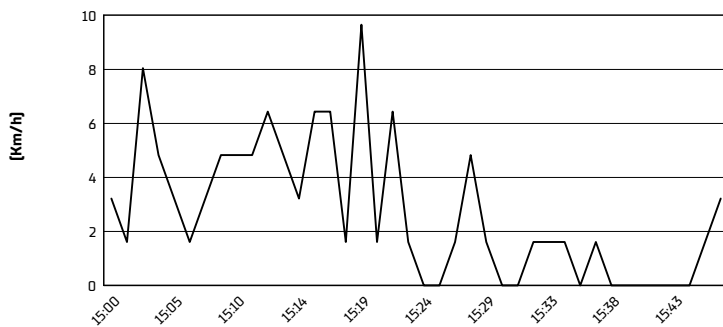
Air Pressure



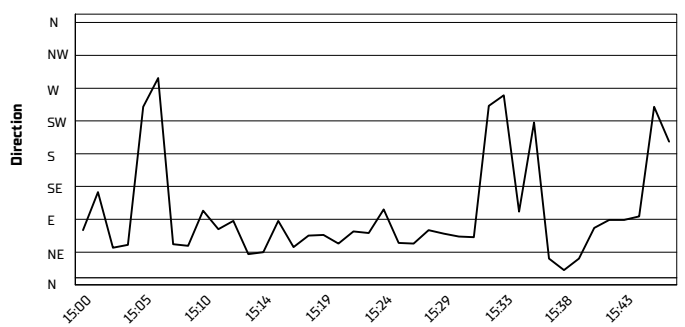
Humidity



Wind Speed



Wind Direction



15/05/2026

These data/results cannot be reproduced, stored and/or transmitted in whole or in part by any manner of electronic, mechanical, photocopying, recording, broadcasting or otherwise now known or herein after developed without the previous express consent by the copyright owner, except for reproduction in daily press and regular printed publications on sale to the public within 60 days of the event related to those data/results and always provided that copyright symbol appears together as follows below.

© DORNA WSBK ORGANIZATION Srl 2026