

No.	Rider	Nat	Team	Bike	Class	Time	Gap	Rel.	Laps	Speed	
										Avg	Max
1	7 I. LECUONA	ESP	Aruba.it Racing - Ducati	Ducati Panigale V4R		1'30.330			11	167,864	300,8
2	5 Y. MONTELLA	ITA	Barni Spark Racing Team	Ducati Panigale V4R	IND	1'30.672	0.342	0.342	10	167,231	294,4
3	31 G. GERLOFF	USA	Kawasaki WorldSBK Team	Kawasaki ZX-10RR		1'30.800	0.470	0.128	10	166,996	295,2
4	11 N. BULEGA	ITA	Aruba.it Racing - Ducati	Ducati Panigale V4R		1'30.850	0.520	0.050	11	166,904	297,6
5	9 D. PETRUCCI	ITA	ROKIT BMW Motorrad WorldSBK Team	BMW M1000 RR		1'30.869	0.539	0.019	9	166,869	294,4
6	97 X. VIERGE	ESP	Pata Maxus Yamaha	Yamaha YZF R1		1'31.125	0.795	0.256	9	166,400	293,6
7	47 A. BASSANI	ITA	bimota by Kawasaki Racing Team	bimota KB998 Rimini		1'31.145	0.815	0.020	10	166,363	296,0
8	19 A. BAUTISTA	ESP	Barni Spark Racing Team	Ducati Panigale V4R	IND	1'31.231	0.901	0.086	8	166,207	296,8
9	22 A. LOWES	GBR	bimota by Kawasaki Racing Team	bimota KB998 Rimini		1'31.324	0.994	0.093	6	166,037	294,4
10	34 L. BALDASSARRI	ITA	Team Goeleven	Ducati Panigale V4R	IND	1'31.332	1.002	0.008	11	166,023	293,6
11	14 S. LOWES	GBR	ELF Marc VDS Racing Team	Ducati Panigale V4R	IND	1'31.369	1.039	0.037	8	165,956	288,2
12	95 T. MACKENZIE	GBR	MGM Optical Express Racing	Ducati Panigale V4R	IND	1'31.371	1.041	0.002	9	165,952	294,4
13	87 R. GARDNER	AUS	GYTR GRT Yamaha WorldSBK Team	Yamaha YZF R1		1'31.663	1.333	0.292	9	165,423	292,8
14	46 T. BRIDEWELL	GBR	Superbike Advocates	Ducati Panigale V4R	IND	1'31.747	1.417	0.084	10	165,272	294,4
15	54 B. SOFUOGLU	TUR	Motocracing WorldSBK Team	Yamaha YZF R1	IND	1'31.916	1.586	0.169	10	164,968	290,5
16	55 A. LOCATELLI	ITA	Pata Maxus Yamaha	Yamaha YZF R1		1'32.013	1.683	0.097	8	164,794	292,0
17	60 M. VAN DER MARK	NED	ROKIT BMW Motorrad WorldSBK Team	BMW M1000 RR		1'32.078	1.748	0.065	10	164,678	295,2
18	67 A. SURRA	ITA	Motocorsa Racing	Ducati Panigale V4R	IND	1'32.169	1.839	0.091	8	164,515	296,0
19	62 S. MANZI	ITA	GYTR GRT Yamaha WorldSBK Team	Yamaha YZF R1		1'32.320	1.990	0.151	7	164,246	291,2
20	13 M. RATO	ITA	Motocracing WorldSBK Team	Yamaha YZF R1	IND	1'32.489	2.159	0.169	10	163,946	287,4
21	35 S. CHANTRA	THA	Honda HRC	Honda CBR1000RR-R SP		1'33.176	2.846	0.687	9	162,737	296,8
22	92 Y. KUNII	JPN	Honda HRC	Honda CBR1000RR-R SP		1'33.475	3.145	0.299	9	162,217	293,6

Qualifying Lap Time (105% of 1'30.330): 1'34.847

AIR	Humidity:	63%	Temp:	12°C
TRACK	Condition:	Dry	Temp:	22°C

Records	Pole	[SP]	2024 T.Razgatioglu	1'30.064	168,360	Km/h
	Race	[SPRC]	2025 T.Razgatioglu	1'30.201	168,100	Km/h
	All Times	[SP]	2024 T.Razgatioglu	1'30.064	168,360	Km/h

Start 09:40 End 10:01 The results are provisional until the end of the time limit for protests and appeals and the completion of the technical checks.

Clerk Of The Course: **Marcel Putsche**
Publication Time: **10:06**

These data/results cannot be reproduced, stored and/or transmitted in whole or in part by any manner of electronic, mechanical, photocopying, recording, broadcasting or otherwise now known or herein after developed without the previous express consent by the copyright owner, except for reproduction in daily press and regular printed publications on sale to the public within 60 days of the event related to those data/results and always provided that copyright symbol appears together as follows below.

© DORNA WSBK ORGANIZATION Srl 2026

Czech Round, 15-17 May 2026

Results Free Practice 3rd Session

Session Highlights

Local Time	No. Rider	Description
09.40.00		Start of Session
09.51.39	34 L. BALDASSARRI	#34 Current Lap Time Cancelled - Exceeded Track Limits - Turn 1
09.53.07	34 L. BALDASSARRI	#34 Lap Time Cancelled [1'37.303] - Exceeded Track Limits - Turn 1
09.54.56	95 T. MACKENZIE	#95 Current Lap Time Cancelled - Exceeded Track Limits - Turn 1
09.55.18		Yellow Flag Out - Turn 15
09.55.19		Yellow Flag Out - Turn 16
09.55.24		Yellow Flag In - Turn 15
09.55.24		Riders Under Yellow Flag at Turn 15: #67
09.55.30	22 A. LOWES	#22 Crashed - Turn 16
09.56.10		Yellow Flag Out - Turn 16
09.56.42	95 T. MACKENZIE	#95 Current Lap Time Cancelled - Exceeded Track Limits - Turn 1
09.57.09	31 G. GERLOFF	#31 Current Lap Time Cancelled - Exceeded Track Limits - Turn 1
09.57.15		Yellow Flag In - Turn 16
09.57.15		Riders Under Yellow Flag at Turn 16: #67 #34 #14 #87 #92 #11 #47 #95 #7 #9 #55 #54 #31 #97 #19 #46 #13 #35 #5 #60
09.58.14	95 T. MACKENZIE	#95 Lap Time Cancelled [1'41.082] - Exceeded Track Limits - Turn 1
09.58.26		Yellow Flag Out - Turn 20
09.58.34	19 A. BAUTISTA	#19 Crashed - Turn 20
09.58.42	31 G. GERLOFF	#31 Lap Time Cancelled [1'41.937] - Exceeded Track Limits - Turn 1
09.58.43		RED FLAG
09.58.45		Yellow Flag In - Turn 20
09.58.45		Riders Under Yellow Flag at Turn 20: #5 #35 #60
09.59.02		RED FLAG - SESSION ENDED
10.00.11	19 A. BAUTISTA	#19 Medical Centre
10.01.14		End of Session

Fastest Laps Sequence

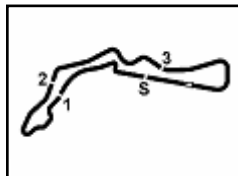
No.	Rider	Nat	Team	Bike	Local Time	Time	Gap	Avg
47	A. BASSANI	ITA	bimota by Kawasaki Racing Team	bimota KB998 Rimini	09:43'09.577	1'32.223		164,419
7	I. LECUONA	ESP	Aruba.it Racing - Ducati	Ducati Panigale V4R	09:43'19.526	1'32.005	-0.218	164,808
11	N. BULEGA	ITA	Aruba.it Racing - Ducati	Ducati Panigale V4R	09:44'16.453	1'31.250	-0.755	166,172
7	I. LECUONA	ESP	Aruba.it Racing - Ducati	Ducati Panigale V4R	09:44'50.709	1'31.183	-0.067	166,294
11	N. BULEGA	ITA	Aruba.it Racing - Ducati	Ducati Panigale V4R	09:45'47.456	1'31.003	-0.180	166,623
11	N. BULEGA	ITA	Aruba.it Racing - Ducati	Ducati Panigale V4R	09:50'20.676	1'30.994	-0.009	166,640
11	N. BULEGA	ITA	Aruba.it Racing - Ducati	Ducati Panigale V4R	09:51'51.526	1'30.850	-0.144	166,904
5	Y. MONTELLA	ITA	Barni Spark Racing Team	Ducati Panigale V4R	09:52'42.509	1'30.672	-0.178	167,231
7	I. LECUONA	ESP	Aruba.it Racing - Ducati	Ducati Panigale V4R	09:58'06.468	1'30.330	-0.342	167,864

16/05/2026 Start 09:40 End 10:01 The results are provisional until the end of the time limit for protests and appeals and the completion of the technical checks.

Clerk Of The Course: **Marcel Putsche**
 Publication Time: **10:06**

These data/results cannot be reproduced, stored and/or transmitted in whole or in part by any manner of electronic, mechanical, photocopying, recording, broadcasting or otherwise now known or herein after developed without the previous express consent by the copyright owner, except for reproduction in daily press and regular printed publications on sale to the public within 60 days of the event related to those data/results and always provided that copyright symbol appears together as follows below.

© DORNA WSBK ORGANIZATION Srl 2026



Czech Round, 15-17 May 2026

Free Practices Combined Results

No.	Rider	Nat	Team	Bike	Class	FP1	FP2	FP3	Time	Gap	Rel.	Avg	LL
1	7 I. LECUONA	ESP	Aruba.it Racing - Ducati	Ducati Panigale V4R		1'31.443	1'30.999	1'30.330	1'30.330			167,864	53
2	5 Y. MONTELLA	ITA	Barni Spark Racing Team	Ducati Panigale V4R	IND	1'31.560	1'31.249	1'30.672	1'30.672	0.342	0.342	167,231	56
3	31 G. GERLOFF	USA	Kawasaki WorldSBK Team	Kawasaki ZX-10RR		1'32.010	1'30.791	1'30.800	1'30.791	0.461	0.119	167,012	45
4	11 N. BULEGA	ITA	Aruba.it Racing - Ducati	Ducati Panigale V4R		1'31.130	1'30.857	1'30.850	1'30.850	0.520	0.059	166,904	38
5	9 D. PETRUCCI	ITA	ROKIT BMW Motorrad WorldSBK Team	BMW M1000 RR		1'32.161	1'31.217	1'30.869	1'30.869	0.539	0.019	166,869	48
6	14 S. LOWES	GBR	ELF Marc VDS Racing Team	Ducati Panigale V4R	IND	1'31.388	1'30.933	1'31.369	1'30.933	0.603	0.064	166,751	46
7	22 A. LOWES	GBR	bimota by Kawasaki Racing Team	bimota KB998 Rimini		1'32.057	1'31.066	1'31.324	1'31.066	0.736	0.133	166,508	30
8	97 X. VIERGE	ESP	Pata Maxus Yamaha	Yamaha YZF R1		1'32.436	1'31.543	1'31.125	1'31.125	0.795	0.059	166,400	49
9	47 A. BASSANI	ITA	bimota by Kawasaki Racing Team	bimota KB998 Rimini		1'31.727	1'31.244	1'31.145	1'31.145	0.815	0.020	166,363	52
10	19 A. BAUTISTA	ESP	Barni Spark Racing Team	Ducati Panigale V4R	IND	1'32.032	1'31.638	1'31.231	1'31.231	0.901	0.086	166,207	51
11	34 L. BALDASSARRI	ITA	Team GoEleven	Ducati Panigale V4R	IND	1'31.719	1'31.288	1'31.332	1'31.288	0.958	0.057	166,103	43
12	60 M. VAN DER MARK	NED	ROKIT BMW Motorrad WorldSBK Team	BMW M1000 RR		1'32.524	1'31.354	1'32.078	1'31.354	1.024	0.066	165,983	48
13	95 T. MACKENZIE	GBR	MGM Optical Express Racing	Ducati Panigale V4R	IND	1'32.817	1'31.841	1'31.371	1'31.371	1.041	0.017	165,952	46
14	67 A. SURRA	ITA	Motocorsa Racing	Ducati Panigale V4R	IND	1'32.479	1'31.555	1'32.169	1'31.555	1.225	0.184	165,618	48
15	87 R. GARDNER	AUS	GYTR GRT Yamaha WorldSBK Team	Yamaha YZF R1		1'32.000	1'31.821	1'31.663	1'31.663	1.333	0.108	165,423	46
16	55 A. LOCATELLI	ITA	Pata Maxus Yamaha	Yamaha YZF R1		1'32.803	1'31.688	1'32.013	1'31.688	1.358	0.025	165,378	43
17	46 T. BRIDEWELL	GBR	Superbike Advocates	Ducati Panigale V4R	IND	1'32.822	1'32.041	1'31.747	1'31.747	1.417	0.059	165,272	44
18	62 S. MANZI	ITA	GYTR GRT Yamaha WorldSBK Team	Yamaha YZF R1		1'32.408	1'31.763	1'32.320	1'31.763	1.433	0.016	165,243	45
19	54 B. SOFUOGLU	TUR	Motocorsing WorldSBK Team	Yamaha YZF R1	IND	1'31.994	1'31.890	1'31.916	1'31.890	1.560	0.127	165,015	46
20	13 M. RATO	ITA	Motocorsing WorldSBK Team	Yamaha YZF R1	IND	1'33.321	1'32.636	1'32.489	1'32.489	2.159	0.599	163,946	49
21	35 S. CHANTRA	THA	Honda HRC	Honda CBR1000RR-R SP		1'34.060	1'32.706	1'33.176	1'32.706	2.376	0.217	163,562	57
22	92 Y. KUNII	JPN	Honda HRC	Honda CBR1000RR-R SP		1'34.836	1'33.780	1'33.475	1'33.475	3.145	0.769	162,217	52

16/05/2026

Clerk Of The Course: **Marcel Putsche**

These data/results cannot be reproduced, stored and/or transmitted in whole or in part by any manner of electronic, mechanical, photocopying, recording, broadcasting or otherwise now known or herein after developed without the previous express consent by the copyright owner, except for reproduction in daily press and regular printed publications on sale to the public within 60 days of the event related to those data/results and always provided that copyright symbol appears together as follows below.

© DORNA WSBK ORGANIZATION Srl 2026

Czech Round, 15-17 May 2026

Best Sectors & Speed Free Practice 3rd Session

BEST LAP

1	7	I. LECUONA	Ducati Panigale V4R	1'30.330
2	5	Y. MONTELLA	Ducati Panigale V4R	1'30.672
3	31	G. GERLOFF	Kawasaki ZX-10RR	1'30.800
4	11	N. BULEGA	Ducati Panigale V4R	1'30.850
5	9	D. PETRUCCI	BMW M 1000 RR	1'30.869
6	97	X. VIERGE	Yamaha YZF R1	1'31.125
7	47	A. BASSANI	bimota KB998 Rimini	1'31.145
8	19	A. BAUTISTA	Ducati Panigale V4R	1'31.231
9	22	A. LOWES	bimota KB998 Rimini	1'31.324
10	34	L. BALDASSARRI	Ducati Panigale V4R	1'31.332
11	14	S. LOWES	Ducati Panigale V4R	1'31.369
12	95	T. MACKENZIE	Ducati Panigale V4R	1'31.371
13	87	R. GARDNER	Yamaha YZF R1	1'31.663
14	46	T. BRIDEWELL	Ducati Panigale V4R	1'31.747
15	54	B. SOFUOGLU	Yamaha YZF R1	1'31.916
16	55	A. LOCATELLI	Yamaha YZF R1	1'32.013
17	60	M. VAN DER MARK	BMW M 1000 RR	1'32.078
18	67	A. SURRA	Ducati Panigale V4R	1'32.169
19	62	S. MANZI	Yamaha YZF R1	1'32.320
20	13	M. RATO	Yamaha YZF R1	1'32.489
21	35	S. CHANTRA	Honda CBR1000RR-R SP	1'33.176
22	92	Y. KUNII	Honda CBR1000RR-R SP	1'33.475

SPEED

1	7	I. LECUONA	Ducati Panigale V4R	300,8
2	11	N. BULEGA	Ducati Panigale V4R	297,6
3	35	S. CHANTRA	Honda CBR1000RR-R SP	296,8
4	19	A. BAUTISTA	Ducati Panigale V4R	296,8
5	67	A. SURRA	Ducati Panigale V4R	296,0
6	47	A. BASSANI	bimota KB998 Rimini	296,0
7	31	G. GERLOFF	Kawasaki ZX-10RR	295,2
8	60	M. VAN DER MARK	BMW M 1000 RR	295,2
9	9	D. PETRUCCI	BMW M 1000 RR	294,4
10	46	T. BRIDEWELL	Ducati Panigale V4R	294,4
11	22	A. LOWES	bimota KB998 Rimini	294,4
12	5	Y. MONTELLA	Ducati Panigale V4R	294,4
13	95	T. MACKENZIE	Ducati Panigale V4R	294,4
14	92	Y. KUNII	Honda CBR1000RR-R SP	293,6
15	97	X. VIERGE	Yamaha YZF R1	293,6
16	34	L. BALDASSARRI	Ducati Panigale V4R	293,6
17	87	R. GARDNER	Yamaha YZF R1	292,8
18	55	A. LOCATELLI	Yamaha YZF R1	292,0
19	62	S. MANZI	Yamaha YZF R1	291,2
20	54	B. SOFUOGLU	Yamaha YZF R1	290,5
21	14	S. LOWES	Ducati Panigale V4R	288,2
22	13	M. RATO	Yamaha YZF R1	287,4

SEG. 1

1	5	Y. MONTELLA	21.698
2	7	I. LECUONA	21.702
3	47	A. BASSANI	21.750
4	97	X. VIERGE	21.797
5	34	L. BALDASSARRI	21.803
6	31	G. GERLOFF	21.807
7	11	N. BULEGA	21.840
8	19	A. BAUTISTA	21.900
9	14	S. LOWES	21.930
10	67	A. SURRA	21.952
11	60	M. VAN DER MARK	21.957
12	95	T. MACKENZIE	21.962
13	9	D. PETRUCCI	21.984
14	22	A. LOWES	21.989
15	87	R. GARDNER	22.029
16	54	B. SOFUOGLU	22.055
17	46	T. BRIDEWELL	22.080
18	62	S. MANZI	22.087
19	55	A. LOCATELLI	22.131
20	13	M. RATO	22.236
21	35	S. CHANTRA	22.466
22	92	Y. KUNII	22.637

SEG. 2

1	7	I. LECUONA	22.535
2	97	X. VIERGE	22.561
3	31	G. GERLOFF	22.578
4	11	N. BULEGA	22.657
5	5	Y. MONTELLA	22.664
6	22	A. LOWES	22.708
7	9	D. PETRUCCI	22.710
8	47	A. BASSANI	22.736
9	54	B. SOFUOGLU	22.774
10	14	S. LOWES	22.799
11	60	M. VAN DER MARK	22.817
12	67	A. SURRA	22.860
13	55	A. LOCATELLI	22.872
14	46	T. BRIDEWELL	22.877
15	87	R. GARDNER	22.881
16	34	L. BALDASSARRI	22.883
17	95	T. MACKENZIE	22.892
18	19	A. BAUTISTA	22.916
19	13	M. RATO	23.001
20	62	S. MANZI	23.056
21	35	S. CHANTRA	23.263
22	92	Y. KUNII	23.576

SEG. 3

1	9	D. PETRUCCI	23.237
2	5	Y. MONTELLA	23.241
3	7	I. LECUONA	23.277
4	11	N. BULEGA	23.330
5	60	M. VAN DER MARK	23.351
6	19	A. BAUTISTA	23.353
7	31	G. GERLOFF	23.373
8	22	A. LOWES	23.377
9	95	T. MACKENZIE	23.386
10	14	S. LOWES	23.416
11	47	A. BASSANI	23.446
12	34	L. BALDASSARRI	23.518
13	46	T. BRIDEWELL	23.584
14	55	A. LOCATELLI	23.631
15	87	R. GARDNER	23.631
16	97	X. VIERGE	23.634
17	67	A. SURRA	23.682
18	35	S. CHANTRA	23.714
19	54	B. SOFUOGLU	23.723
20	62	S. MANZI	23.739
21	13	M. RATO	23.770
22	92	Y. KUNII	23.814

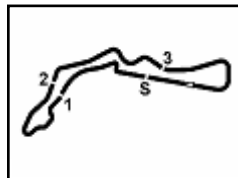
SEG. 4

1	7	I. LECUONA	22.816
2	11	N. BULEGA	22.824
3	31	G. GERLOFF	22.857
4	5	Y. MONTELLA	22.879
5	19	A. BAUTISTA	22.917
6	9	D. PETRUCCI	22.933
7	34	L. BALDASSARRI	22.936
8	97	X. VIERGE	22.969
9	46	T. BRIDEWELL	23.024
10	22	A. LOWES	23.028
11	47	A. BASSANI	23.034
12	14	S. LOWES	23.098
13	95	T. MACKENZIE	23.112
14	67	A. SURRA	23.118
15	87	R. GARDNER	23.122
16	62	S. MANZI	23.183
17	55	A. LOCATELLI	23.194
18	54	B. SOFUOGLU	23.213
19	60	M. VAN DER MARK	23.249
20	92	Y. KUNII	23.319
21	13	M. RATO	23.348
22	35	S. CHANTRA	23.359

16/05/2026

These data/results cannot be reproduced, stored and/or transmitted in whole or in part by any manner of electronic, mechanical, photocopying, recording, broadcasting or otherwise now known or herein after developed without the previous express consent by the copyright owner, except for reproduction in daily press and regular printed publications on sale to the public within 60 days of the event related to those data/results and always provided that copyright symbol appears together as follows below.

© DORNA WSBK ORGANIZATION Srl 2026



Autodrom Most 4.212 m

Czech Round, 15-17 May 2026

Ideal Times Free Practice 3rd Session

No.	Rider	Nat	Bike	Seg. 1	Seg. 2	Seg. 3	Seg. 4	Ideal Time			
				Diff. 1	Diff. 2	Diff. 3	Diff. 4	Best Lap	Pos.	Diff.	
1	7 I. LECUONA	ESP	Ducati Panigale V4R	21.702	22.535	23.277	22.816	1'30.330	1'30.330	1	
2	5 Y. MONTELLA	ITA	Ducati Panigale V4R	21.698	22.664 +0.115	23.241	22.879 +0.075	1'30.482	1'30.672	2	0.190
3	31 G. GERLOFF	USA	Kawasaki ZX-10RR	21.807 +0.048	22.578 +0.134	23.373 +0.003	22.857	1'30.615	1'30.800	3	0.185
4	11 N. BULEGA	ITA	Ducati Panigale V4R	21.840 +0.139	22.657	23.330 +0.009	22.824 +0.051	1'30.651	1'30.850	4	0.199
5	9 D. PETRUCCI	ITA	BMW M1000 RR	21.984 +0.005	22.710	23.237	22.933	1'30.864	1'30.869	5	0.005
6	97 X. VIERGE	ESP	Yamaha YZF R1	21.797	22.561	23.634 +0.127	22.969 +0.037	1'30.961	1'31.125	6	0.164
7	47 A. BASSANI	ITA	bimota KB998 Rimini	21.750 +0.179	22.736	23.446	23.034	1'30.966	1'31.145	7	0.179
8	19 A. BAUTISTA	ESP	Ducati Panigale V4R	21.900	22.916	23.353 +0.145	22.917	1'31.086	1'31.231	8	0.145
9	22 A. LOWES	GBR	bimota KB998 Rimini	21.989 +0.005	22.708 +0.050	23.377	23.028 +0.167	1'31.102	1'31.324	9	0.222
10	34 L. BALDASSARRI	ITA	Ducati Panigale V4R	21.803 +0.126	22.883	23.518	22.936 +0.066	1'31.140	1'31.332	10	0.192
11	14 S. LOWES	GBR	Ducati Panigale V4R	21.930 +0.056	22.799 +0.023	23.416 +0.010	23.098 +0.037	1'31.243	1'31.369	11	0.126
12	95 T. MACKENZIE	GBR	Ducati Panigale V4R	21.962	22.892	23.386	23.112 +0.019	1'31.352	1'31.371	12	0.019
13	60 M. VAN DER MARK	NED	BMW M1000 RR	21.957 +0.159	22.817 +0.244	23.351 +0.301	23.249	1'31.374	1'32.078	17	0.704
14	46 T. BRIDEWELL	GBR	Ducati Panigale V4R	22.080 +0.051	22.877 +0.115	23.584 +0.016	23.024	1'31.565	1'31.747	14	0.182
15	67 A. SURRA	ITA	Ducati Panigale V4R	21.952 +0.314	22.860 +0.125	23.682	23.118 +0.118	1'31.612	1'32.169	18	0.557
16	87 R. GARDNER	AUS	Yamaha YZF R1	22.029	22.881	23.631	23.122	1'31.663	1'31.663	13	
17	54 B. SOFIOGLU	TUR	Yamaha YZF R1	22.055	22.774 +0.099	23.723	23.213 +0.052	1'31.765	1'31.916	15	0.151
18	55 A. LOCATELLI	ITA	Yamaha YZF R1	22.131	22.872	23.631 +0.185	23.194	1'31.828	1'32.013	16	0.185
19	62 S. MANZI	ITA	Yamaha YZF R1	22.087 +0.114	23.056 +0.085	23.739 +0.018	23.183 +0.038	1'32.065	1'32.320	19	0.255
20	13 M. RATO	ITA	Yamaha YZF R1	22.236 +0.048	23.001 +0.064	23.770 +0.022	23.348	1'32.355	1'32.489	20	0.134
21	35 S. CHANTRA	THA	Honda CBR1000RR-R SP	22.466 +0.138	23.263 +0.105	23.714 +0.131	23.359	1'32.802	1'33.176	21	0.374
22	92 Y. KUNII	JPN	Honda CBR1000RR-R SP	22.637 +0.129	23.576	23.814	23.319	1'33.346	1'33.475	22	0.129
Overall Ideal Time				21.698	22.535	23.237	22.816	1'30.286			

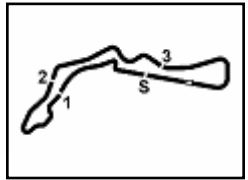
16/05/2026

These data/results cannot be reproduced, stored and/or transmitted in whole or in part by any manner of electronic, mechanical, photocopying, recording, broadcasting or otherwise now known or herein after developed without the previous express consent by the copyright owner, except for reproduction in daily press and regular printed publications on sale to the public within 60 days of the event related to those data/results and always provided that copyright symbol appears together as follows below.

© DORNA WSBK ORGANIZATION Srl 2026

FICR PERUGIA TIMING





Autodrom Most 4.212 m

Czech Round, 15-17 May 2026

Chronological Analysis Free Practice 3rd Session

1 / 3

1° 7 I. LECUONA [1'30.330]							
Lap	Seg1	Seg2	Seg3	Seg4	Lap Time	km/h	Local Time
1	22.472	23.180	23.513	22.840	1'32.005	297,6	9:41'47.521
2	21.987	22.824	23.471	22.901	1'31.183	300,8	9:44'50.709
3	22.150	23.407	23.414	23.083	1'32.054	300,0	9:46'22.763
4	21.868	26.078	23.560	23.141	1'34.647	296,0	9:47'57.410
5	22.027	22.835	23.420	22.989	1'31.271	296,8	9:49'28.681
6	22.094	23.070	23.620	35.369	1'44.153P	297,6	9:51'12.834
7	1'08.111	23.373	23.376	22.989	2'17.849P		9:53'30.683
8	21.790	25.111	23.620	23.291	1'33.812	296,8	9:55'04.495
9	21.757	22.706	23.842	23.338	1'31.643C	297,6	9:56'36.138
10	21.702	22.535	23.277	22.816	1'30.330	298,4	9:58'06.468
11	21.914	24.211	29.558	40.752	1'56.435CP	296,8	10:00'02.903

2° 5 V. MONTELLA [1'30.672]							
Lap	Seg1	Seg2	Seg3	Seg4	Lap Time	km/h	Local Time
1	22.028	23.631	23.696	23.076	1'32.431	293,6	9:43'12.166
2	22.018	22.989	23.377	22.960	1'31.344	293,6	9:44'43.510
3	21.990	22.867	23.449	35.768	1'44.074P	293,6	9:46'27.584
4	3'33.749	24.031	23.500	22.973	4'44.253P		9:51'11.837
5	21.698	22.779	23.241	22.954	1'30.672	292,0	9:52'42.509
6	21.974	22.782	23.287	22.879	1'30.922	292,0	9:54'13.431
7	21.920	22.664	23.542	22.939	1'31.065	294,4	9:55'44.496
8	21.946	22.772	23.511	23.209	1'31.438C	293,6	9:57'15.934
9	21.849	22.742	23.453	23.479	1'31.523C	294,4	9:58'47.457
10	25.640	25.526	25.967	41.424	1'58.557CP	237,1	10:00'46.014

3° 31 G. GERLOFF [1'30.800]							
Lap	Seg1	Seg2	Seg3	Seg4	Lap Time	km/h	Local Time
1	22.150	23.187	23.827	23.372	1'32.536	294,4	9:43'22.709
2	22.426	29.477	23.651	23.121	1'38.675	295,2	9:45'01.384
3	22.082	23.356	24.117	23.531	1'33.086	292,0	9:46'34.470
4	21.997	22.817	23.373	23.040	1'31.227	290,5	9:48'05.697
5	22.036	22.865	23.702	35.449	1'44.052P	291,2	9:49'49.749
6	2'54.080	23.746	24.023	23.408	4'05.257P		9:53'55.006
7	21.855	22.712	23.376	22.857	1'30.800	289,7	9:55'25.806
8	21.807	22.578	24.681	23.452	1'32.518C	292,8	9:56'58.324
9	25.124	29.405	24.143	23.265	1'41.937C	291,2	9:58'40.261
10	25.040	25.141	25.140	40.205	1'55.526CP	293,6	10:00'35.787

4° 11 N. BULEGA [1'30.850]							
Lap	Seg1	Seg2	Seg3	Seg4	Lap Time	km/h	Local Time
1	22.009	24.377	24.654	23.216			9:42'45.203
2	21.840	22.836	23.493	22.856	1'31.250	292,0	9:44'16.453
3	22.093	22.715	23.391	22.892	1'31.091	294,4	9:47'18.547
4	22.042	22.715	23.453	22.925	1'31.135	294,4	9:48'49.682
5	21.907	22.799	23.450	22.838	1'30.994	292,8	9:50'20.676
6	21.979	22.657	23.339	22.875	1'30.850	293,6	9:51'51.526
7	21.959	22.762	23.330	22.910	1'30.961	293,6	9:53'22.487
8	22.038	22.665	23.520	22.906	1'31.129	294,4	9:54'53.616
9	21.882	22.792	24.450	23.486	1'32.610C	295,2	9:56'26.226
10	21.965	22.744	23.587	22.945	1'31.241	294,4	9:57'57.467
11	21.890	31.995	30.603	44.521	2'09.009CP	297,6	10:00'06.476

5° 9 D. PETRUCCI [1'30.869]							
Lap	Seg1	Seg2	Seg3	Seg4	Lap Time	km/h	Local Time
1	22.405	23.351	23.565	23.198	1'32.519	292,8	9:43'12.589
2	22.269	23.055	23.538	23.197	1'32.059	292,8	9:44'44.648

3	23.197	23.848	24.960	26.585	1'38.590	293,6	9:46'23.238
4	22.274	23.300	23.757	23.375	1'32.706	294,4	9:47'55.944
5	22.262	23.200	23.607	23.266	1'32.335	285,9	9:49'28.279
6	22.210	23.167	24.915	36.391	1'46.683P	287,4	9:51'14.962
7	4'17.185	23.398	24.078	23.206	5'27.867CP		9:56'42.829
8	21.989	22.710	23.237	22.933	1'30.869	289,7	9:58'13.698
9	21.984	26.561	27.510	41.815	1'57.870CP	293,6	10:00'11.568

6° 97 X. VIERGE [1'31.125]								
Lap	Seg1	Seg2	Seg3	Seg4	Lap Time	km/h	Local Time	
1	22.505		24.674	24.924	23.862		9:42'18.052	
2	22.367		23.100	23.754	23.164	1'32.523	292,0	9:43'50.575
3	22.102		22.961	23.634	23.137	1'32.099	290,5	9:45'22.674
4	22.156		22.922	23.784	23.147	1'32.009	292,8	9:48'26.679
5	22.169		22.984	23.761	37.865	1'46.779P	290,5	9:50'13.458
6	4'03.681		23.950	23.644	22.969	5'14.244P		9:55'27.702
7	21.851		22.664	23.821	23.578	1'31.914C	292,8	9:56'59.616
8	21.797		22.561	23.761	23.006	1'31.125	293,6	9:58'30.741
9	23.934		27.205	26.942	41.583	1'59.664CP	288,9	10:00'30.405

7° 47 A. BASSANI [1'31.145]							
Lap	Seg1	Seg2	Seg3	Seg4	Lap Time	km/h	Local Time
1		23.838	24.168	23.598			9:41'37.354
2	22.079	23.000	23.877	23.267	1'32.223	288,2	9:43'09.577
3	22.014	22.928	23.523	23.198	1'31.569	288,2	9:44'41.146
4	22.019	22.984	23.641	23.231	1'31.870	288,9	9:46'13.016
5	22.019	22.821	23.545	23.271	1'31.656	287,4	9:47'44.672
6	23.666	24.562	24.720	36.294	1'49.242P	289,7	9:49'33.914
7	2'40.431	23.925	23.917	23.325	3'51.598P		9:53'25.512
8	21.929	22.736	23.446	23.034	1'31.145	289,7	9:54'56.657
9	22.020	22.820	23.772	23.681	1'32.293C	288,9	9:56'28.950
10	21.865	22.854	23.830	23.146	1'31.695	292,8	9:58'00.645
11	21.750	22.792	28.942	43.389	1'56.873CP	296,0	9:59'57.518

8° 19 A. BAUTISTA [1'31.231]							
Lap	Seg1	Seg2	Seg3	Seg4	Lap Time	km/h	Local Time
1		25.217	24.658	23.271			9:42'46.827
2	22.247	23.105	23.668	23.206	1'32.226	294,4	9:44'19.053
3	21.917	22.977	23.462	22.979	1'31.335	296,8	9:45'50.388
4	21.900	22.916	23.498	22.917	1'31.231	295,2	9:47'21.619
5	21.913	23.048	23.467	23.078	1'31.506	296,8	9:48'53.125
6	21.934	23.084	23.541	22.956	1'31.515	294,4	9:50'24.640
7	21.976	23.013	23.426	23.062	1'31.477	296,0	9:51'56.117
8	22.090	24.639	24.123	37.384	1'48.236P	293,6	9:53'44.353
9	2'06.932	25.024	23.835	23.077	3'18.868CP		9:57'03.221
10	21.985	22.933	23.353			295,2	

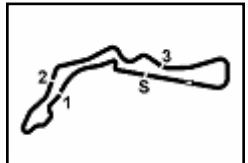
9° 22 A. LOWES [1'31.324]							
Lap	Seg1	Seg2	Seg3	Seg4	Lap Time	km/h	Local Time
1	22.464	24.610	24.310	23.536			9:41'55.277
2	22.200	23.444	23.769	23.188	1'32.865	291,2	9:43'28.142
3	22.641	23.029	23.385	23.028	1'31.642	292,0	9:44'59.784
4	22.641	23.044	23.454	23.221	1'32.360	294,4	9:46'32.144
5	21.994	22.758	23.377	23.195	1'31.324	287,4	9:48'03.468
6	22.171	25.632	25.377	37.789	1'50.969P	291,2	9:49'54.437
7	3'04.652	24.779	24.047	23.211	4'16.689P		9:54'11.126
8	21.989	22.708				289,7	

10° 34 L. BALDASSARRI [1'31.332]							
Lap	Seg1	Seg2	Seg3	Seg4	Lap Time	km/h	Local Time
1		24.715	25.007	23.865			9:42'17.443
2	22.235	23.048	23.846	23.176	1'32.305	292,0	9:43'49.748

16/05/2026 P = Pits In/Out - C = Lap Time Cancelled

These data/results cannot be reproduced, stored and/or transmitted in whole or in part by any manner of electronic, mechanical, photocopying, recording, broadcasting or otherwise now known or herein after developed without the previous express consent by the copyright owner, except for reproduction in daily press and regular printed publications on sale to the public within 60 days of the event related to those data/results and always provided that copyright symbol appears together as follows below.

© DORNA WSBK ORGANIZATION Srl 2026



Czech Round, 15-17 May 2026
Chronological Analysis Free Practice 3rd Session

	2	3	4	5	6	7	8	9	10	11
	22.070	22.989	23.658	22.936	1'31.653	291,2	9:45'21.401			
	22.147	23.057	23.862	23.421	1'32.487	292,8	9:46'53.888			
	22.025	22.997	23.638	23.185	1'31.845	289,7	9:48'25.733			
	21.929	22.883	23.518	23.002	1'31.332	291,2	9:49'57.065			
	21.998	23.026	23.557	23.013	1'31.594	292,0	9:51'28.659			
	24.216	24.500	24.458	24.129	1'37.303C	292,8	9:53'05.962			
	21.823	23.131	23.990	23.449	1'32.393	290,5	9:54'38.355			
	21.803	22.945	24.474	23.955	1'33.177C	292,0	9:56'11.532			
	21.825	22.946	23.513	23.201	1'31.485C	292,8	9:57'43.017			
	22.147	23.174	24.944	40.090	1'50.355CP	293,6	9:59'33.372			

11°		14 S. LOWES [1'31.369]					
Lap	Seg1	Seg2	Seg3	Seg4	Lap Time	km/h	Local Time
		25.344	25.040	23.587			9:41'45.384
1	22.517	23.164	23.711	23.198	1'32.590	288,2	9:43'17.974
2	22.271	23.035	23.723	23.188	1'32.217	287,4	9:44'50.191
3	24.777	24.563	24.312	38.929	1'52.581P	285,9	9:46'42.772
4	5'15.553	24.028	23.945	23.247	6'26.773P		9:53'09.545
5	21.930	22.931	23.416	23.098	1'31.375	287,4	9:54'40.920
6	22.143	22.799	25.657	24.039	1'34.638C	284,5	9:56'15.558
7	21.986	22.822	23.426	23.135	1'31.369	283,0	9:57'46.927
8	22.005	26.430	26.093	41.773	1'56.301CP	283,7	9:59'43.228

12°		95 T. MACKENZIE [1'31.371]					
Lap	Seg1	Seg2	Seg3	Seg4	Lap Time	km/h	Local Time
		25.561	24.933	23.531			9:41'51.931
1	22.556	23.361	23.928	23.283	1'33.128	294,4	9:43'25.059
2	22.203	23.519	24.429	38.211	1'48.362P	294,4	9:45'13.421
3	3'44.829	23.782	24.133	23.482	4'56.226P		9:50'09.647
4	22.059	22.941	23.673	23.216	1'31.889	289,7	9:51'41.536
5	22.093	23.016	23.484	23.112	1'31.705	289,7	9:53'13.241
6	21.962	22.892	23.386	23.131	1'31.371	290,5	9:54'44.612
7	30.918	27.518	24.596	23.393	1'46.425C	292,8	9:56'31.037
8	25.318	28.270	24.025	23.469	1'41.082C	294,4	9:58'12.119
9	22.070	26.721	28.381	41.536	1'58.708CP	292,8	10:00'10.827

13°		87 R. GARDNER [1'31.663]					
Lap	Seg1	Seg2	Seg3	Seg4	Lap Time	km/h	Local Time
		24.711	24.696	23.973			9:42'00.793
1	22.491	23.484	23.973	23.378	1'33.326	287,4	9:43'34.119
2	22.501	23.146	23.668	23.456	1'32.771	287,4	9:45'06.890
3	22.223	23.097	23.747	23.271	1'32.338	292,8	9:46'39.228
4	22.259	23.056	23.634	23.201	1'32.150	290,5	9:48'11.378
5	22.316	26.443	27.968	37.388	1'54.115P	290,5	9:50'05.493
6	3'24.863	30.237	26.242	23.940	4'45.282P		9:54'50.775
7	22.091	22.933	25.734	24.163	1'34.921C	286,7	9:56'25.696
8	22.029	22.881	23.631	23.122	1'31.663	287,4	9:57'57.359
9	22.279	28.794	28.603	41.920	2'01.596CP	285,9	9:59'58.955

14°		46 T. BRIDEWELL [1'31.747]					
Lap	Seg1	Seg2	Seg3	Seg4	Lap Time	km/h	Local Time
		24.706	24.820	23.592			9:41'49.177
1	22.580	23.386	23.969	23.316	1'33.251	294,4	9:43'22.428
2	22.598	23.160	24.100	23.339	1'33.197	293,6	9:44'55.625
3	22.227	23.158	23.849	23.341	1'32.575	294,4	9:46'28.200
4	22.838	23.967	24.856	37.260	1'48.921P	291,2	9:48'17.121
5	2'58.172	24.065	23.833	23.314	4'09.384P		9:52'26.505
6	22.361	22.877	23.584	23.162	1'31.984	289,7	9:53'58.489
7	22.131	22.992	23.600	23.024	1'31.747	292,8	9:55'30.236
8	22.099	24.479	24.256	23.134	1'33.968C	293,6	9:57'04.204
9	22.080	22.957	23.626	23.161	1'31.824	294,4	9:58'36.028
10	24.200	26.446	26.525	40.494	1'57.665CP	292,0	10:00'33.693

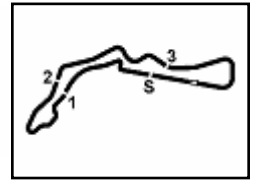
15°		54 B. SOFUOGLU [1'31.916]					
Lap	Seg1	Seg2	Seg3	Seg4	Lap Time	km/h	Local Time
		24.314	24.619	23.730			9:41'46.048
1	22.660	23.218	23.850	23.213	1'32.941	286,7	9:43'18.989
2	22.219	23.035	23.809	23.231	1'32.294	288,2	9:44'51.283
3	22.355	24.062	24.931	37.191	1'48.539P	288,2	9:46'39.822
4	2'46.212	33.298	24.935	23.947	4'08.392P		9:50'48.214
5	22.289	22.774	23.752	23.265	1'32.080	285,9	9:52'20.294
6	22.055	22.873	23.723	23.265	1'31.916	287,4	9:53'52.210
7	22.245	22.799	23.773	23.335	1'32.152	286,7	9:55'24.362
8	22.151	22.950	24.522	24.887	1'34.510C	286,7	9:56'58.872
9	22.131	22.920	24.004	23.254	1'32.309	290,5	9:58'31.181
10	23.854	27.848	27.242	43.330	2'02.274CP	288,9	10:00'33.455

16°		55 A. LOCATELLI [1'32.013]					
Lap	Seg1	Seg2	Seg3	Seg4	Lap Time	km/h	Local Time
		24.839	26.464	23.745			9:42'04.905
1	22.349	24.963	23.907	23.759	1'34.978	289,7	9:43'39.883
2	22.364	22.920	23.631	23.334	1'32.249	289,7	9:45'12.132
3	22.224	22.895	23.760	23.390	1'32.269	292,0	9:46'44.401
4	22.132	22.872	24.008	23.536	1'32.548	290,5	9:48'16.949
5	22.288	23.063	24.170	36.541	1'46.062P	285,2	9:50'03.011
6	5'33.266	28.587	24.860	23.851	6'50.564CP		9:56'53.575
7	22.131	22.872	23.816	23.194	1'32.013	285,2	9:58'25.588
8	22.001	25.256	27.351	40.713	1'55.321CP	289,7	10:00'20.909

17°		60 M. VAN DER MARK [1'32.078]					
Lap	Seg1	Seg2	Seg3	Seg4	Lap Time	km/h	Local Time
		24.128	24.702	24.021			9:42'01.219
1	22.319	23.297	24.020	23.286	1'32.922	293,6	9:43'34.141
2	22.199	23.021	23.523	23.341	1'32.084	292,0	9:45'06.225
3	22.116	23.061	23.652	23.249	1'32.078	292,0	9:46'38.303
4	22.282	23.097	23.684	23.275	1'32.338	292,8	9:48'10.641
5	22.262	23.447	23.833	23.496	1'33.038	292,8	9:49'43.679
6	22.116	25.575	24.316	36.706	1'48.713P	289,7	9:51'32.392
7	2'53.999	25.957	29.988	23.418	4'13.362P		9:55'45.754
8	21.993	22.817	24.244	23.751	1'32.805C	292,8	9:57'18.559
9	21.957	22.839	23.351	23.151	1'31.298C	295,2	9:58'49.857
10	26.832	25.761	25.636	40.442	1'58.671CP	278,0	10:00'48.528

18°		67 A. SURRA [1'32.169]					
Lap	Seg1	Seg2	Seg3	Seg4	Lap Time	km/h	Local Time
		24.518	24.166	23.486			9:41'51.273
1	22.269	23.174	23.802	23.322	1'32.567	293,6	9:43'23.840
2	22.457	28.653	24.288	23.292	1'38.690	293,6	9:45'02.530
3	22.266	22.985	23.682	23.236	1'32.169	292,8	9:46'34.699
4	22.252	24.287	24.046	38.571	1'49.156P	296,0	9:48'23.855
5	4'46.601	23.279	23.800	23.118	5'56.798P		9:54'20.653
6	21.952	28.460	24.329	23.278	1'38.019C	288,9	9:55'58.672
7	22.023	22.885	23.801	23.213	1'31.922C	288,9	9:57'30.594
8	22.053	22.860	23.725	41.806	1'50.444CP	291,2	9:59'21.038

19°		62 S. MANZI [1'32.320]					
Lap	Seg1	Seg2	Seg3	Seg4	Lap Time	km/h	Local Time
		25.444	24.975	23.728			9:42'05.648
1	22.446	23.478	23.992	23.447	1'33.363	290,5	9:43'39.011
2	22.255	23.056	23.739	23.280	1'32.330	289,7	9:45'11.341
3	22.190	23.146	25.623	23.507	1'34.466	290,5	9:46'45.807
4	22.201	23.141	23.757	23.221	1'32.320	291,2	9:48'18.127
5	22.845	24.801	25.113	37.768	1'50.527P	291,2	9:50'08.654
6	6'51.996	23.667	23.790	23.183	8'02.636P		9:58'11.290
7	22.087	26.417	27.444	40.725	1'56.673CP	289,7	1



Czech Round, 15-17 May 2026

Chronological Analysis Free Practice 3rd Session

20° 13 M. RATO [1'32.489]							
Lap	Seg.1	Seg.2	Seg.3	Seg.4	Lap Time	km/h	Local Time
		24.744	24.458	23.807			9:41'47.757
1	22.687	23.554	23.770	23.452	1'33.463	286,7	9:43'21.220
2	22.489	23.278	23.779	23.405	1'32.951	287,4	9:44'54.171
3	22.364	27.079	24.233	37.827	1'51.503P	285,2	9:46'45.674
4	2'40.618	25.360	26.077	23.578	3'55.633P		9:50'41.307
5	22.284	23.065	23.792	23.348	1'32.489	283,7	9:52'13.796
6	22.236	23.001	23.904	23.439	1'32.580	284,5	9:53'46.376
7	22.467	23.241	26.973	27.843	1'40.524	283,7	9:55'26.900
8	27.550	24.038	24.271	23.472	1'39.331C	287,4	9:57'06.231
9	22.326	23.197	23.839	23.386	1'32.748	285,2	9:58'38.979
10	25.809	25.267	25.243	39.738	1'56.057CP	285,9	10:00'35.036

21° 35 S. CHANTRA [1'33.176]							
Lap	Seg.1	Seg.2	Seg.3	Seg.4	Lap Time	km/h	Local Time
		25.951	25.269	24.931			9:42'01.486
1	23.105	23.709	24.141	23.381	1'34.336	296,8	9:43'35.822
2	22.801	23.509	23.885	23.516	1'33.711	294,4	9:45'09.533
3	22.659	23.439	23.982	23.415	1'33.495	292,8	9:46'43.028
4	22.684	23.522	24.475	23.505	1'34.186	293,6	9:48'17.214
5	22.604	23.368	23.845	23.359	1'33.176	294,4	9:49'50.390
6	22.642	23.988	24.237	36.883	1'47.750P	288,9	9:51'38.140
7	4'24.167	24.311	24.858	24.710	5'38.046CP		9:57'16.186
8	22.466	23.263	23.714	23.279	1'32.722C	294,4	9:58'48.908
9	27.084	25.713	25.572	39.684	1'58.053CP	225,9	10:00'46.961

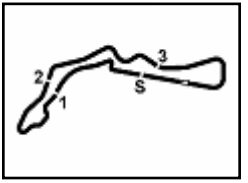
22° 92 Y. KUNII [1'33.475]							
Lap	Seg.1	Seg.2	Seg.3	Seg.4	Lap Time	km/h	Local Time
		25.459	25.049	24.036			9:41'46.226
1	23.636	24.718	24.380	24.038	1'36.772	289,7	9:43'22.998
2	23.128	24.569	24.130	24.567	1'36.394	293,6	9:44'59.392
3	23.500	23.849	24.049	23.696	1'35.094	285,9	9:46'34.486
4	23.060	24.074	24.206	23.716	1'35.056	285,9	9:48'09.542
5	22.848	23.825	24.227	23.766	1'34.666	285,2	9:49'44.208
6	22.817	23.774	24.104	38.194	1'48.889P	287,4	9:51'33.097
7	3'37.188	26.825	25.106	24.892	4'54.011CP		9:56'27.108
8	22.766	23.576	23.814	23.319	1'33.475	288,9	9:58'00.583
9	22.637	23.625	27.602	39.079	1'52.943CP	288,9	9:59'53.526

16/05/2026

P = Pits In/Out - C = Lap Time Cancelled

These data/results cannot be reproduced, stored and/or transmitted in whole or in part by any manner of electronic, mechanical, photocopying, recording, broadcasting or otherwise now known or herein after developed without the previous express consent by the copyright owner, except for reproduction in daily press and regular printed publications on sale to the public within 60 days of the event related to those data/results and always provided that copyright symbol appears together as follows below.

© DORNA WSBK ORGANIZATION Srl 2026



Czech Round, 15-17 May 2026

Best Laps & Speeds

No.	Rider Bike	Nat	Best Lap		FP1		FP2		FP3									
			LL	SPD	LL	SPD	LL	SPD	LL	SPD								
1	7 I. LECUONA Ducati Panigale V4R	ESP	1'30.330 53 302,5		1'31.443 23 302,5		1'30.999 19 300,0		1'30.330 11 300,8									
2	5 Y. MONTELLA Ducati Panigale V4R	ITA	1'30.672 56 298,4		1'31.560 24 298,4		1'31.249 22 295,2		1'30.672 10 294,4									
3	31 G. GERLOFF Kawasaki ZX-10RR	USA	1'30.791 45 298,4		1'32.010 17 298,4		1'30.791 18 293,6		1'30.800 10 295,2									
4	11 N. BULEGA Ducati Panigale V4R	ITA	1'30.850 38 300,8		1'31.130 21 300,8		1'30.857 6 295,2		1'30.850 11 297,6									
5	9 D. PETRUCCI BMW M 1000 RR	ITA	1'30.869 48 297,6		1'32.161 18 297,6		1'31.217 21 297,6		1'30.869 9 294,4									
6	14 S. LOWES Ducati Panigale V4R	GBR	1'30.933 46 295,2		1'31.388 14 295,2		1'30.933 24 294,4		1'31.369 8 288,2									
7	22 A. LOWES bimota KB998 Rimini	GBR	1'31.066 30 295,2		1'32.057 5 294,4		1'31.066 19 295,2		1'31.324 6 294,4									
8	97 X. VIERGE Yamaha YZF R1	ESP	1'31.125 49 296,8		1'32.436 22 296,8		1'31.543 18 293,6		1'31.125 9 293,6									
9	47 A. BASSANI bimota KB998 Rimini	ITA	1'31.145 52 296,0		1'31.727 21 295,2		1'31.244 21 294,4		1'31.145 10 296,0									
10	19 A. BAUTISTA Ducati Panigale V4R	ESP	1'31.231 51 301,6		1'32.032 22 301,6		1'31.638 21 301,6		1'31.231 8 296,8									
11	34 L. BALDASSARRI Ducati Panigale V4R	ITA	1'31.288 43 296,8		1'31.719 23 296,8		1'31.288 9 294,4		1'31.332 11 293,6									
12	60 M. VAN DER MARK BMW M 1000 RR	NED	1'31.354 48 298,4		1'32.524 21 298,4		1'31.354 17 296,0		1'32.078 10 295,2									
13	95 T. MACKENZIE Ducati Panigale V4R	GBR	1'31.371 46 296,8		1'32.817 19 296,8		1'31.841 18 296,0		1'31.371 9 294,4									
14	67 A. SURRA Ducati Panigale V4R	ITA	1'31.555 48 296,8		1'32.479 21 296,8		1'31.555 19 296,8		1'32.169 8 296,0									
15	87 R. GARDNER Yamaha YZF R1	AUS	1'31.663 46 296,8		1'32.000 21 296,8		1'31.821 16 291,2		1'31.663 9 292,8									
16	55 A. LOCATELLI Yamaha YZF R1	ITA	1'31.688 43 296,0		1'32.803 20 296,0		1'31.688 15 292,0		1'32.013 8 292,0									
17	46 T. BRIDEWELL Ducati Panigale V4R	GBR	1'31.747 44 298,4		1'32.822 18 298,4		1'32.041 16 296,8		1'31.747 10 294,4									
18	62 S. MANZI Yamaha YZF R1	ITA	1'31.763 45 296,0		1'32.408 20 296,0		1'31.763 18 292,0		1'32.320 7 291,2									
19	54 B. SOFUOGLU Yamaha YZF R1	TUR	1'31.890 46 292,0		1'31.994 18 292,0		1'31.890 18 292,0		1'31.916 10 290,5									
20	13 M. RATO Yamaha YZF R1	ITA	1'32.489 49 292,0		1'33.321 20 292,0		1'32.636 19 288,2		1'32.489 10 287,4									
21	35 S. CHANTRA Honda CBR1000RR-R SP	THA	1'32.706 57 298,4		1'34.060 26 298,4		1'32.706 22 293,6		1'33.176 9 296,8									
22	92 Y. KUNII Honda CBR1000RR-R SP	JPN	1'33.475 52 293,6		1'34.836 22 293,6		1'33.780 21 292,8		1'33.475 9 293,6									

16/05/2026

These data/results cannot be reproduced, stored and/or transmitted in whole or in part by any manner of electronic, mechanical, photocopying, recording, broadcasting or otherwise now known or herein after developed without the previous express consent by the copyright owner, except for reproduction in daily press and regular printed publications on sale to the public within 60 days of the event related to those data/results and always provided that copyright symbol appears together as follows below.

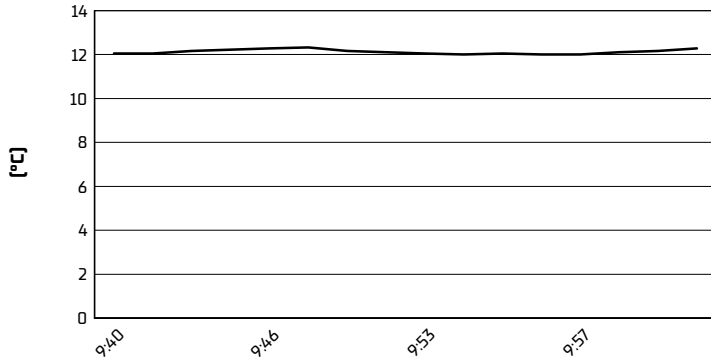
© DORNA WSBK ORGANIZATION Srl 2026

FICR PERUGIA TIMING

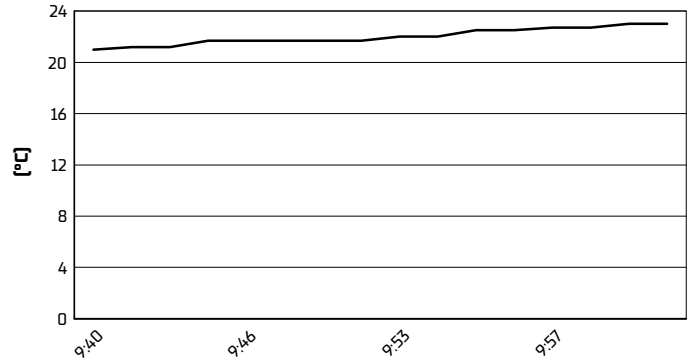


Czech Round, 15-17 May 2026
Weather Report Free Practice 3rd Session
Session started 09:40 - Session ended 10:01


Air Temperature



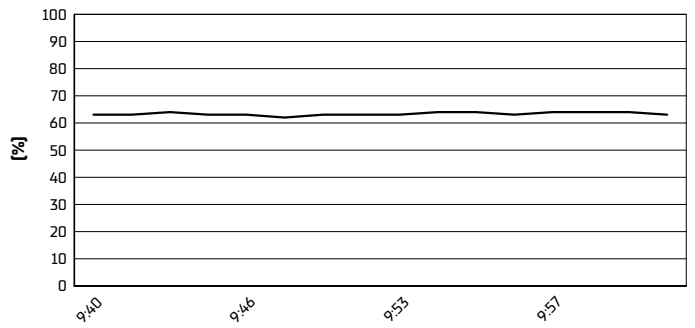
Track Temperature



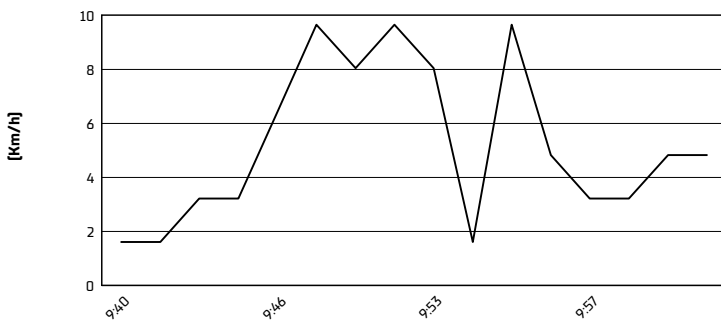
Air Pressure



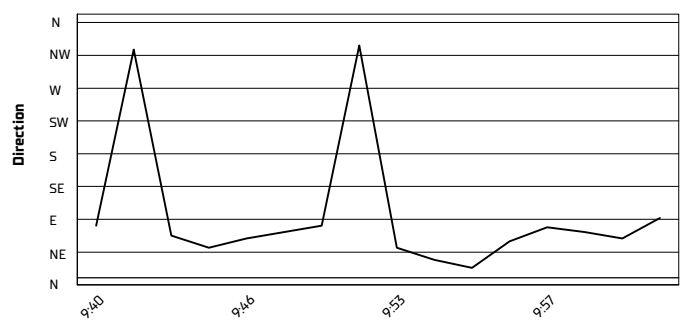
Humidity



Wind Speed



Wind Direction



16/05/2026

These data/results cannot be reproduced, stored and/or transmitted in whole or in part by any manner of electronic, mechanical, photocopying, recording, broadcasting or otherwise now known or herein after developed without the previous express consent by the copyright owner, except for reproduction in daily press and regular printed publications on sale to the public within 60 days of the event related to those data/results and always provided that copyright symbol appears together as follows below.

© DORNA WSBK ORGANIZATION Srl 2026